Formal Run of Measurement

(Measurement ID) SCS_EXT

Request for Actual Status		(cross out entries that are **not** requested.)
Request for Modification		(fill in only entries to be modified)
Request for Run	X	(no entries = run based on actual default settings)

Scanner Positions

Step 9.2

Azimuth	+45.00	deg ✓
Elevation	-45.00	deg

Timeline for each Data Acquisition Period during Measurement

	1	2	3	4	5	6	7	8	9	10
State ID	-1		✓							
Repetitions	5									

State Parameters for States used in Timeline (State ID must be given)

Channel	PET [s] or H#	Co-Adding	PET [s] or H#	Co-Adding	PET [s] or H#	Co-Adding	PET [s] or H#	Co-Adding
1a	64	1						
1b	64	1						
2b	64	1						
2a	64	1						
3	4	16		✓				
4	1	64						
5	8	8						
6	2	32						
7	1	64						
8	1	64						
State ID								

Lamp doet reemd
200 V 20 mA
paarse kleur

Stimuli Settings for Existing Blocks in Measurement

Block No	Stimuli Setup ID	PPC [deg]	Polarizer [deg]	Shutter open/close	Acquisition Time [s]	Lambda [nm] Start	Stop	Step	Repetition Factor	Message	OS Setup Time [s]
1	2	15.0	171.6	open	1 start	240	240	0	1	SS1	12
2	2	15.0	85.4	open	1 start	240	240	0	1	SP1	20
3	2	15.0	85.4	close	1 start	240	240	0	1	DU1	8

1 ✓ checked

Measurement Data Description

Test Purpose	external SCS
Remark	UID 1
Data Directory	0223-16.46.38

Signatures

	Date	Signature
Issued	11-8-98	Ralph Snel
< Performed	11.8.98	[illegible]

SCS-EXT

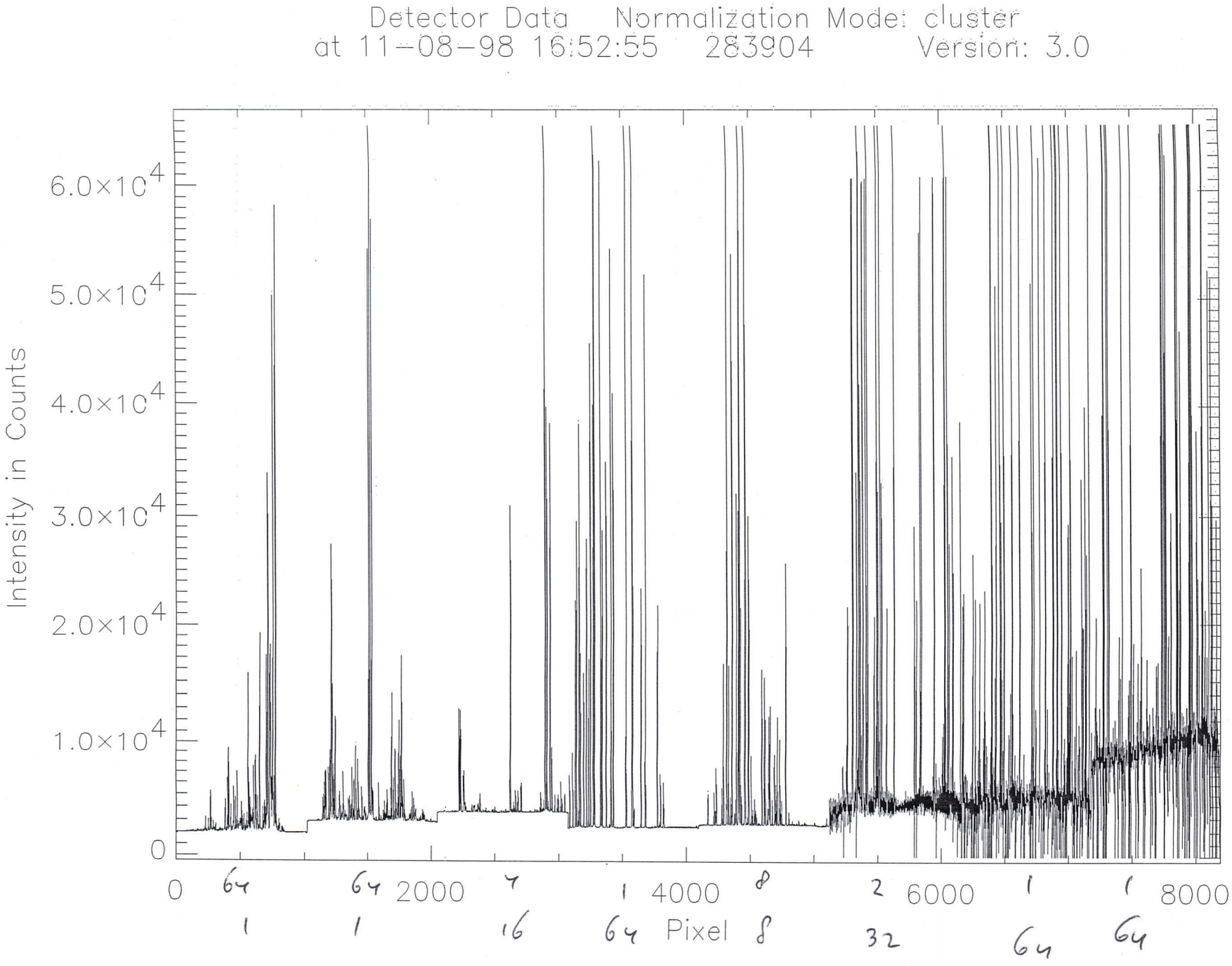
Detector Data Normalization Mode: cluster
at 11-08-98 16:52:55 283904 Version: 3.0
Intensity in Counts
6.0×10^4
5.0×10^4
4.0×10^4
3.0×10^4
2.0×10^4
1.0×10^4
0
0
2000
4000
6000
8000
Pixel

EGSE
11-8-1998

Remark : UID 1
EGSE-File : /disk1/SciaSCOE/log/DATA-DIR/SLS-EXT/1/scia_11081998_164949880.egse_ltf record = 0
Date : Tue 11-Aug-98 16:50:48 Channel # 1FM

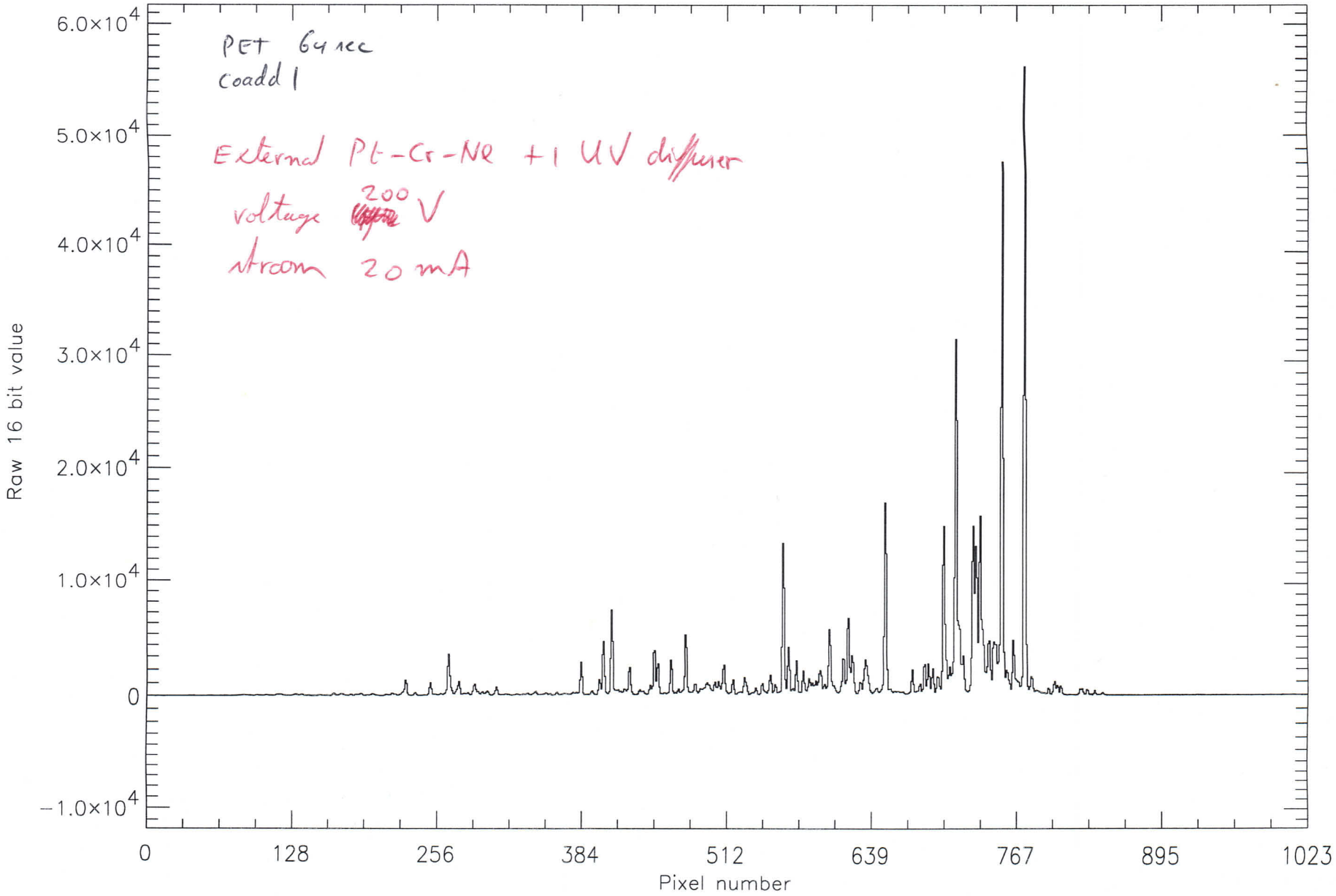

Remark : UID 1
EGSE-File : /disk1/SciaSCOE/log/DATA-DIR/SLS-EXT/1/scia_11081998_164949880.egse_ltf record = 1
Date : Tue 11-Aug-98 16:50:48 Channel # 2FM

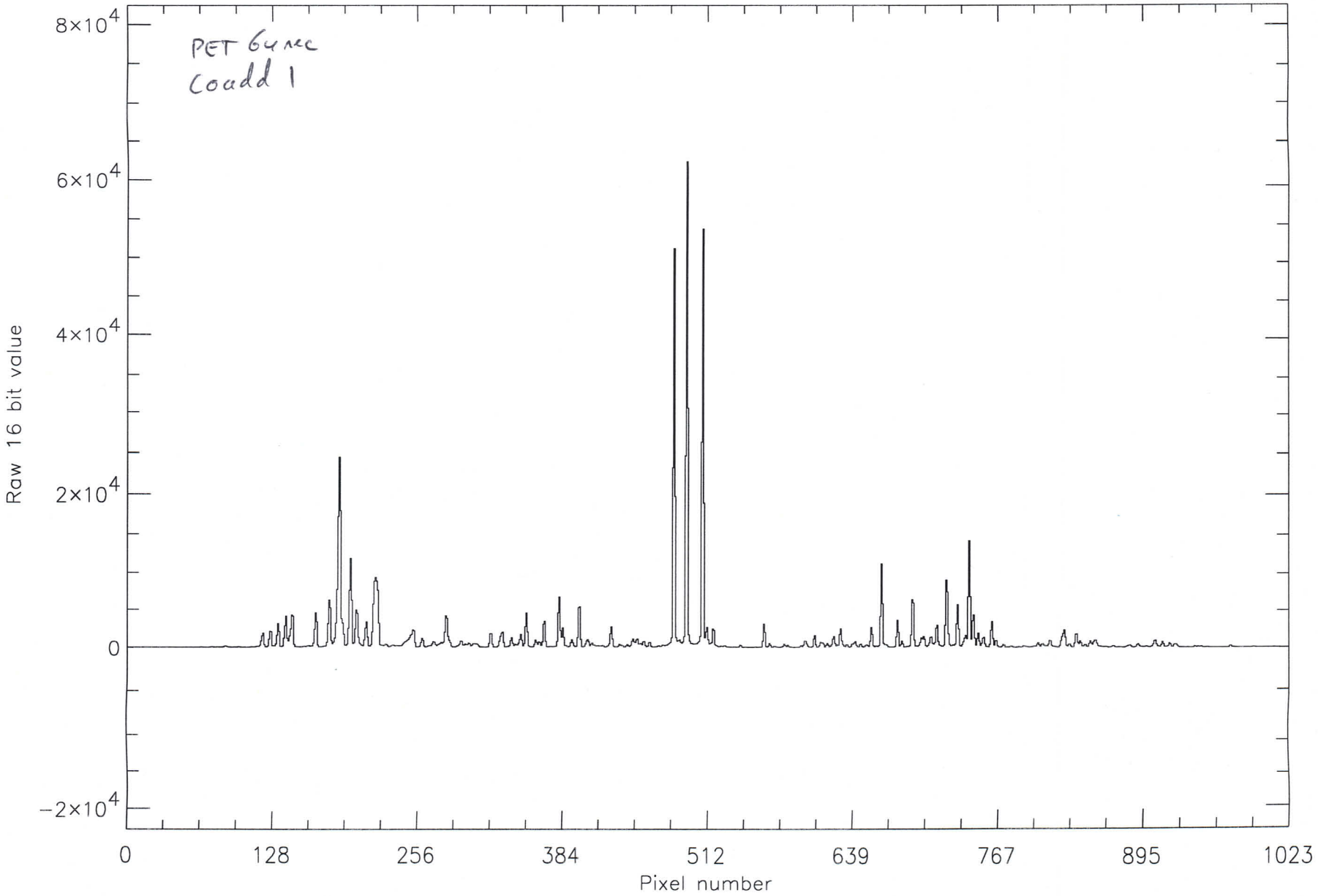

Remark : UID 1
EGSE-File : /disk1/SciaSCOE/log/DATA-DIR/SLS-EXT/1/scia_11081998_164949880.egse_ltf record = 2
Date : Tue 11-Aug-98 16:50:48 Channel # 3FM

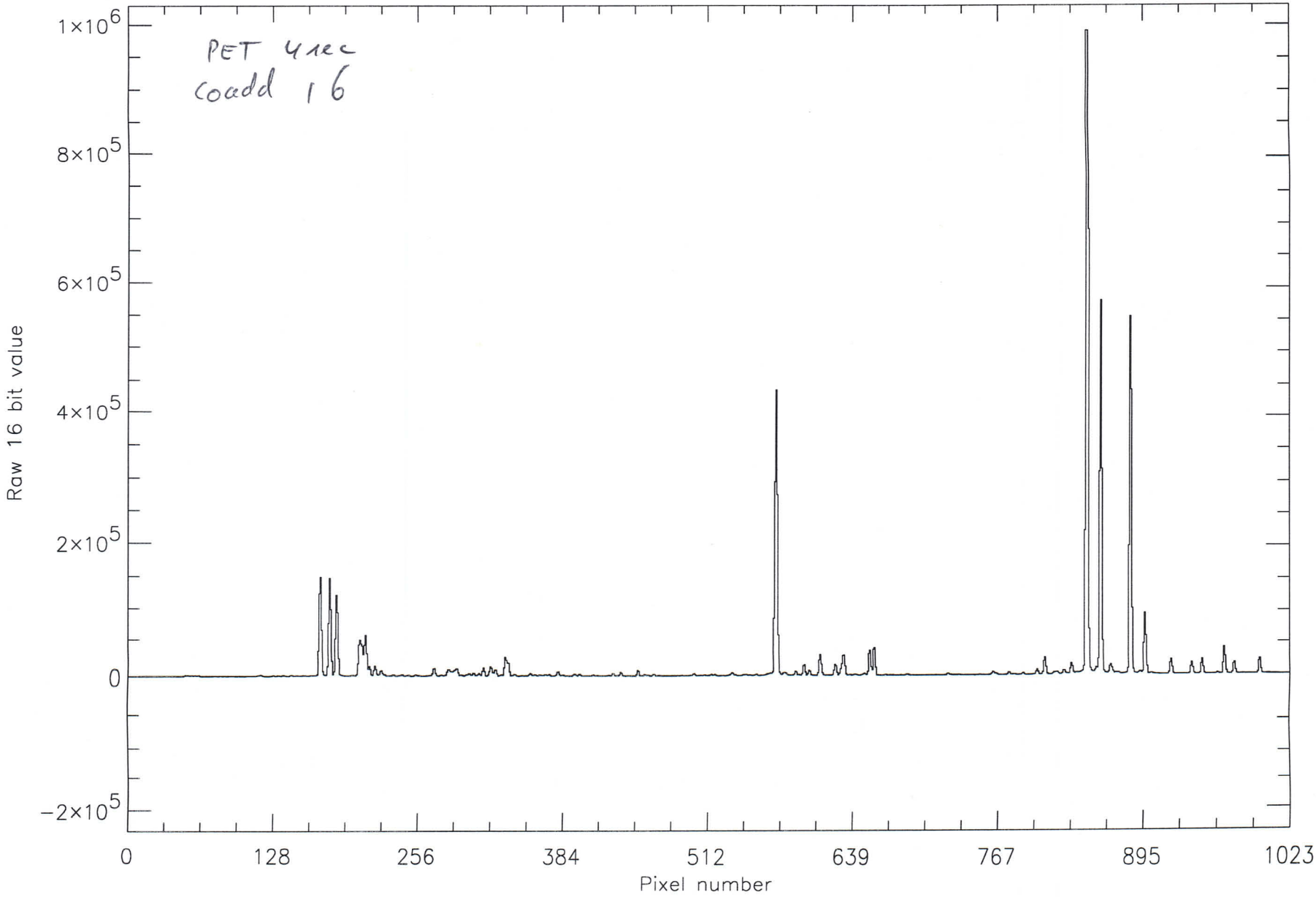

Remark : UID 1
EGSE-File : /disk1/SciaSCOE/log/DATA-DIR/SLS-EXT/1/scia_11081998_164949880.egse_ltf record = 3
Date : Tue 11-Aug-98 16:50:48 Channel # 4FM

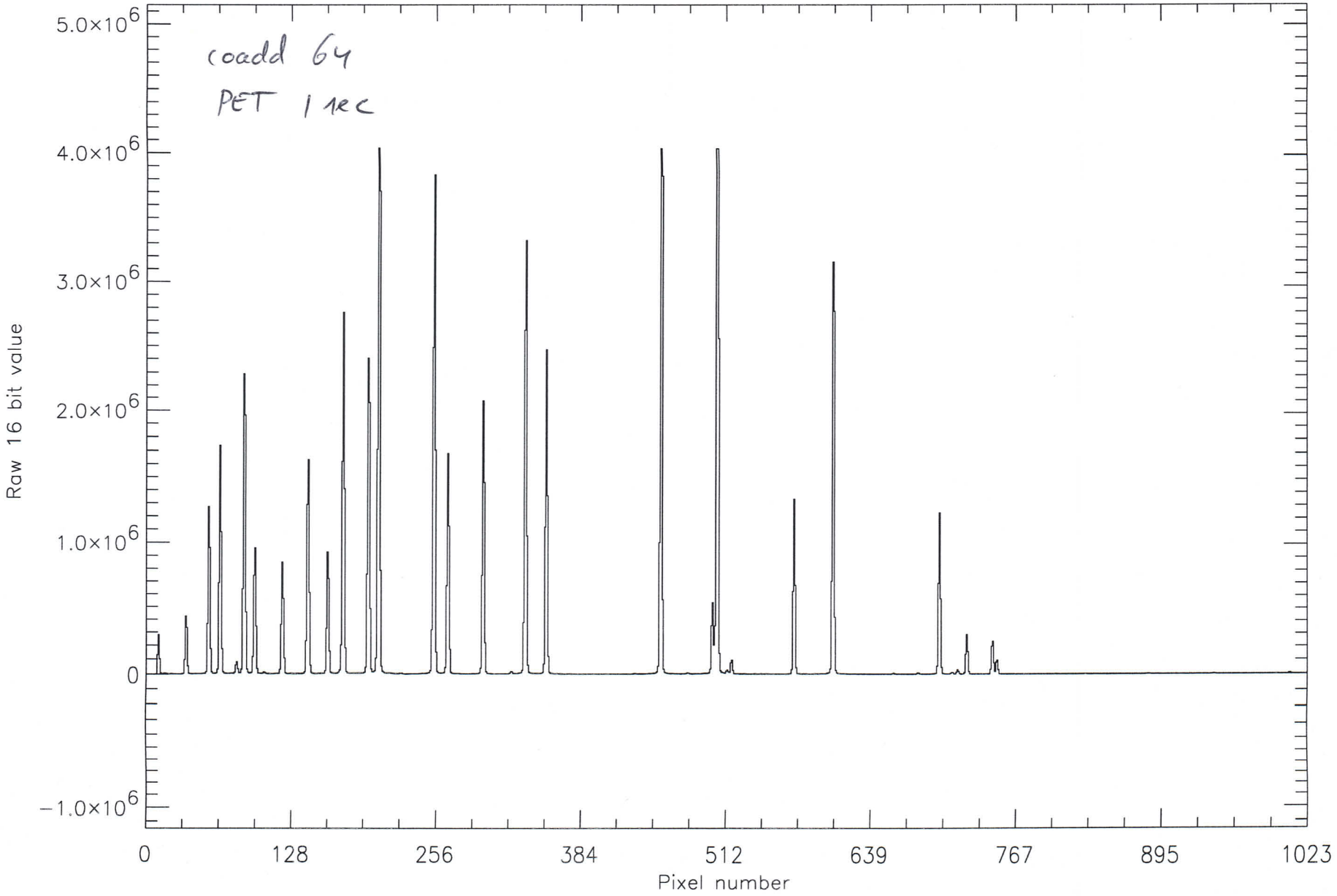

Remark : UID 1
EGSE-File : /disk1/SciaSCOE/log/DATA-DIR/SLS-EXT/1/scia_11081998_164949880.egse_ltf record = 4
Date : Tue 11-Aug-98 16:50:48 Channel # 5FM

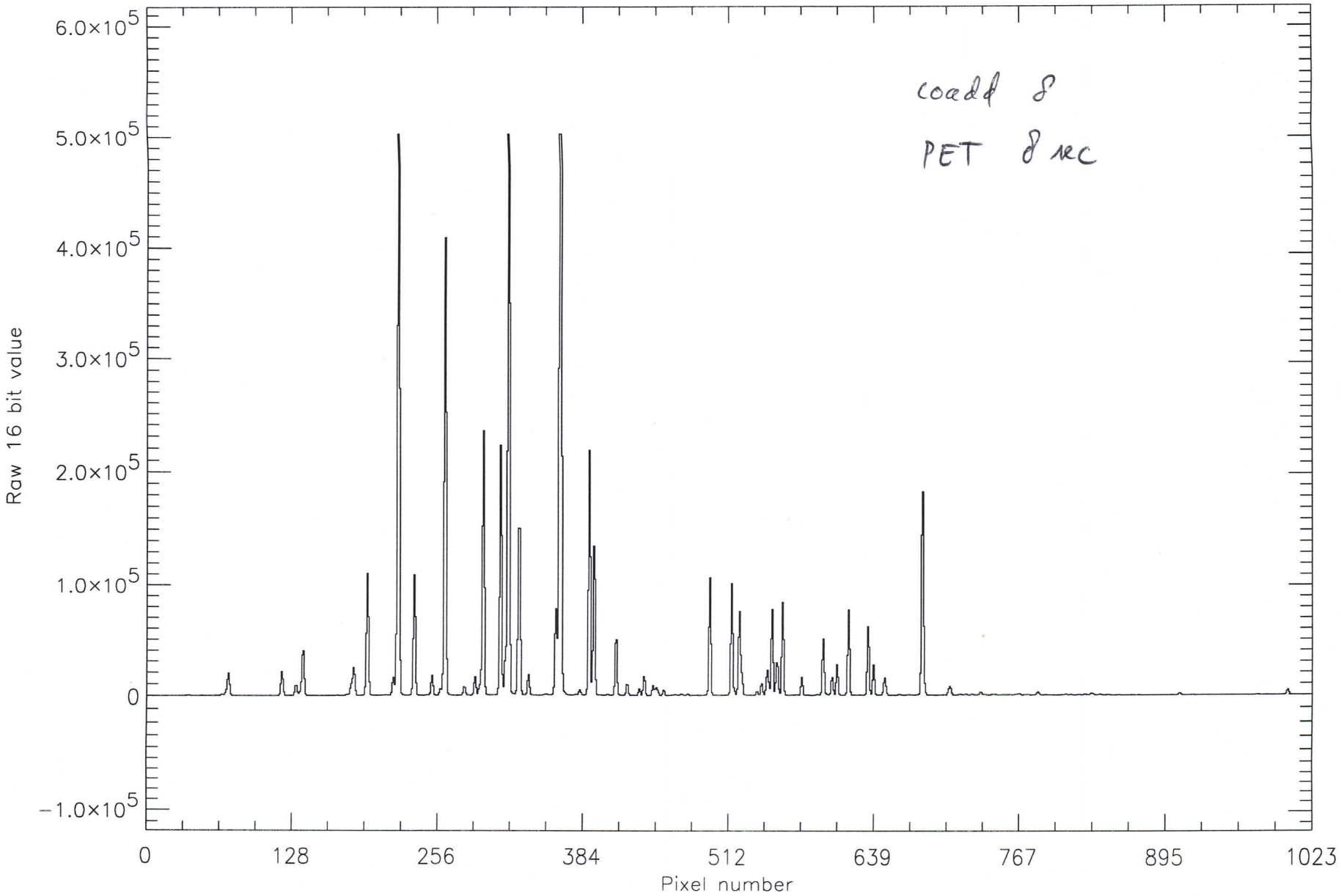

Remark : UID 1
EGSE-File : /disk1/SciaSCOE/log/DATA-DIR/SLS-EXT/1/scia_11081998_164949880.egse_ltf record = 5
Date : Tue 11-Aug-98 16:50:48 Channel # 6FM

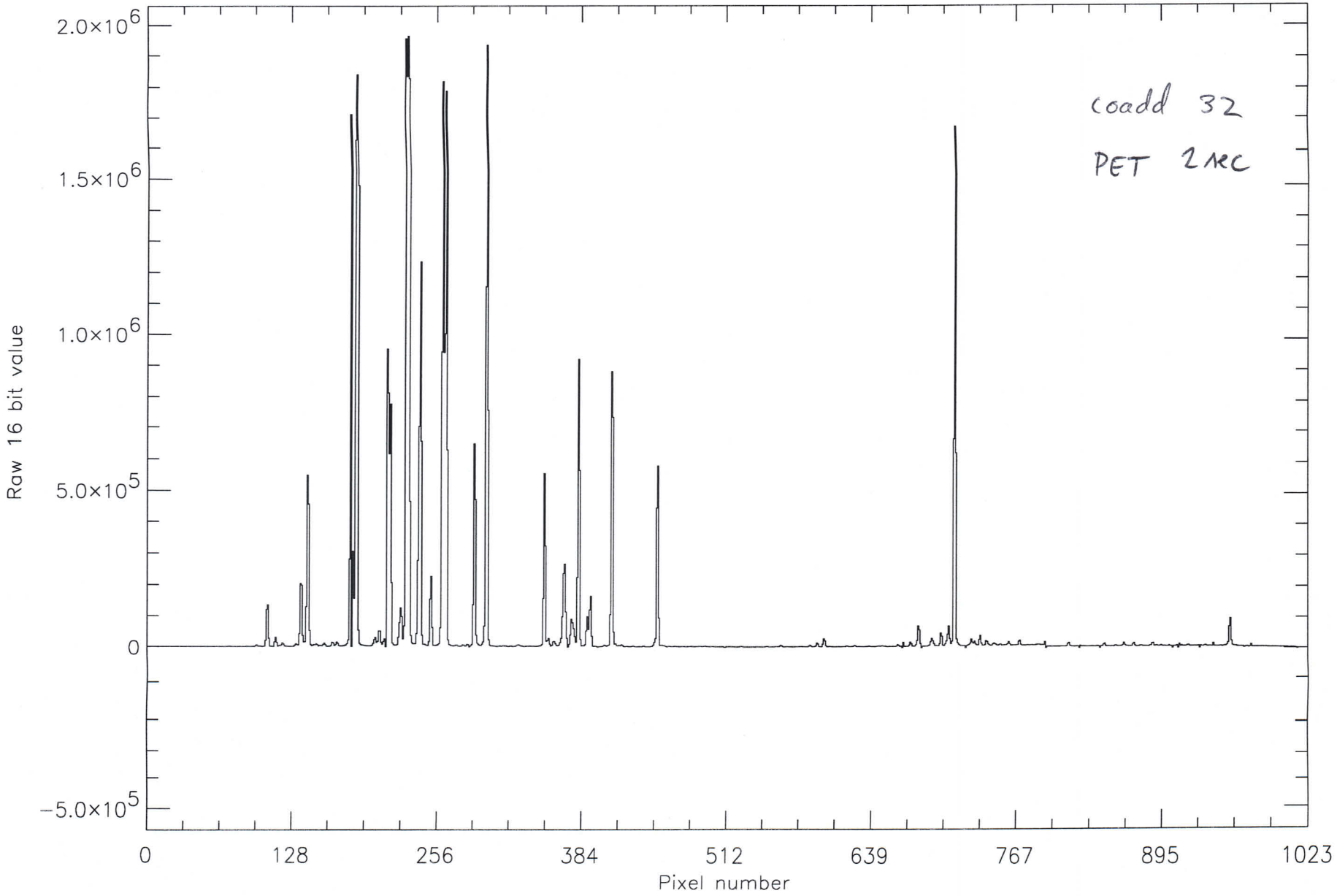

Remark : UID 1
EGSE-File : /disk1/SciaSCOE/log/DATA-DIR/SLS-EXT/1/scia_11081998_164949880.egse_ltf record = 6
Date : Tue 11-Aug-98 16:50:48 Channel # 7FM

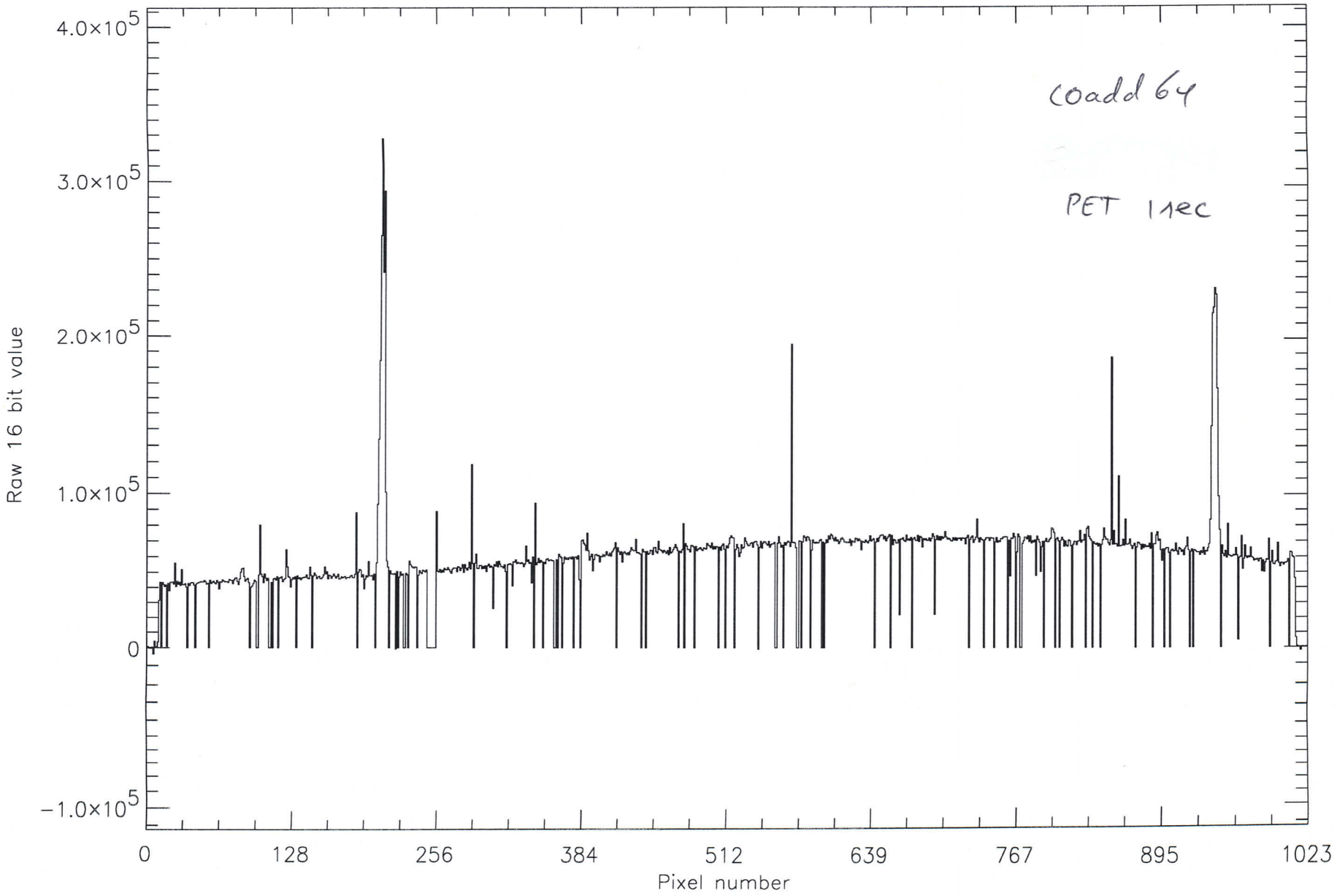

Remark : UID 1
EGSE-File : /disk1/SciaSCOE/log/DATA-DIR/SLS-EXT/1/scia_11081998_164949880.egse_ltf record = 7
Date : Tue 11-Aug-98 16:50:48 Channel # 8FM

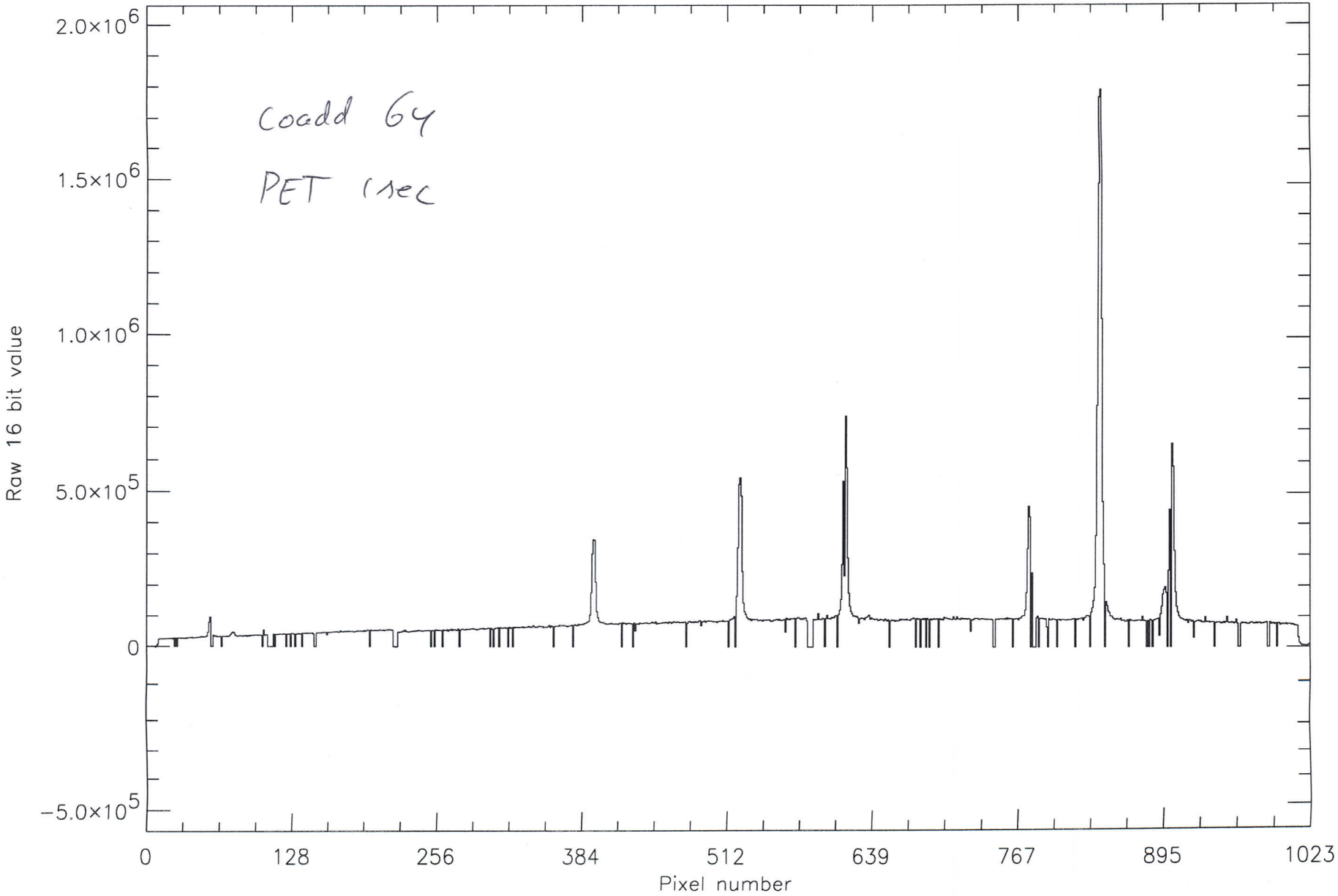

S-701 SCOE 27-7-1998

Remark : OA performance test, OBM @ -18.2
EGSE-File : /disk1/SciaSCOE/log/OPTEC4/OP4_8FM_ait2_sls_ext_c002.egse_ltf record = 16
Date : Thu 23-Jul-98 17:03:31 Channel # 1FM

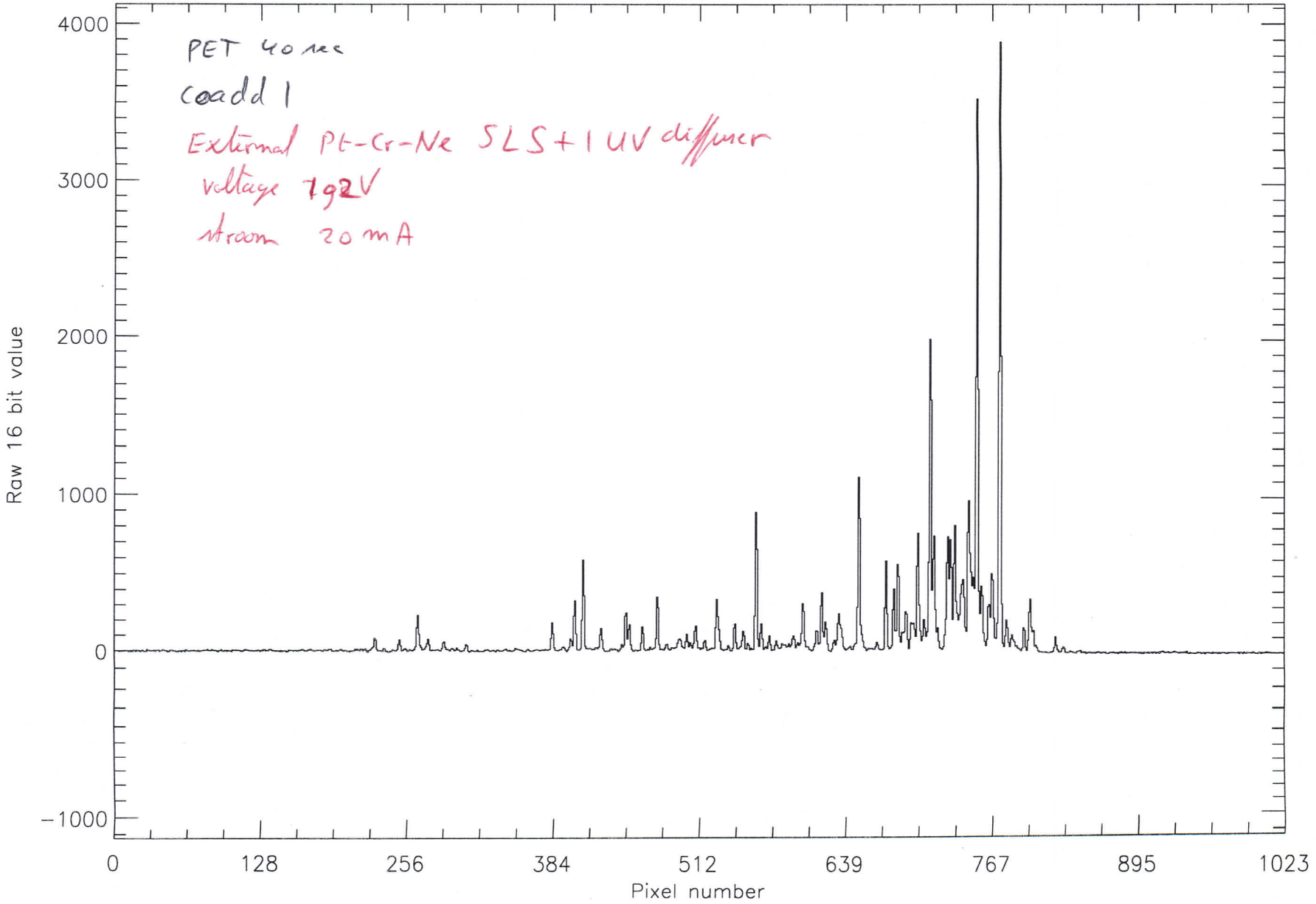

Remark : OA performance test, OBM @ −18.2
EGSE−File : /disk1/SciaSCOE/log/OPTEC4/OP4_8FM_ait2_sls_ext_c002.egse_ltf record = 17
Date : Thu 23−Jul−98 17:03:31 Channel # 2FM

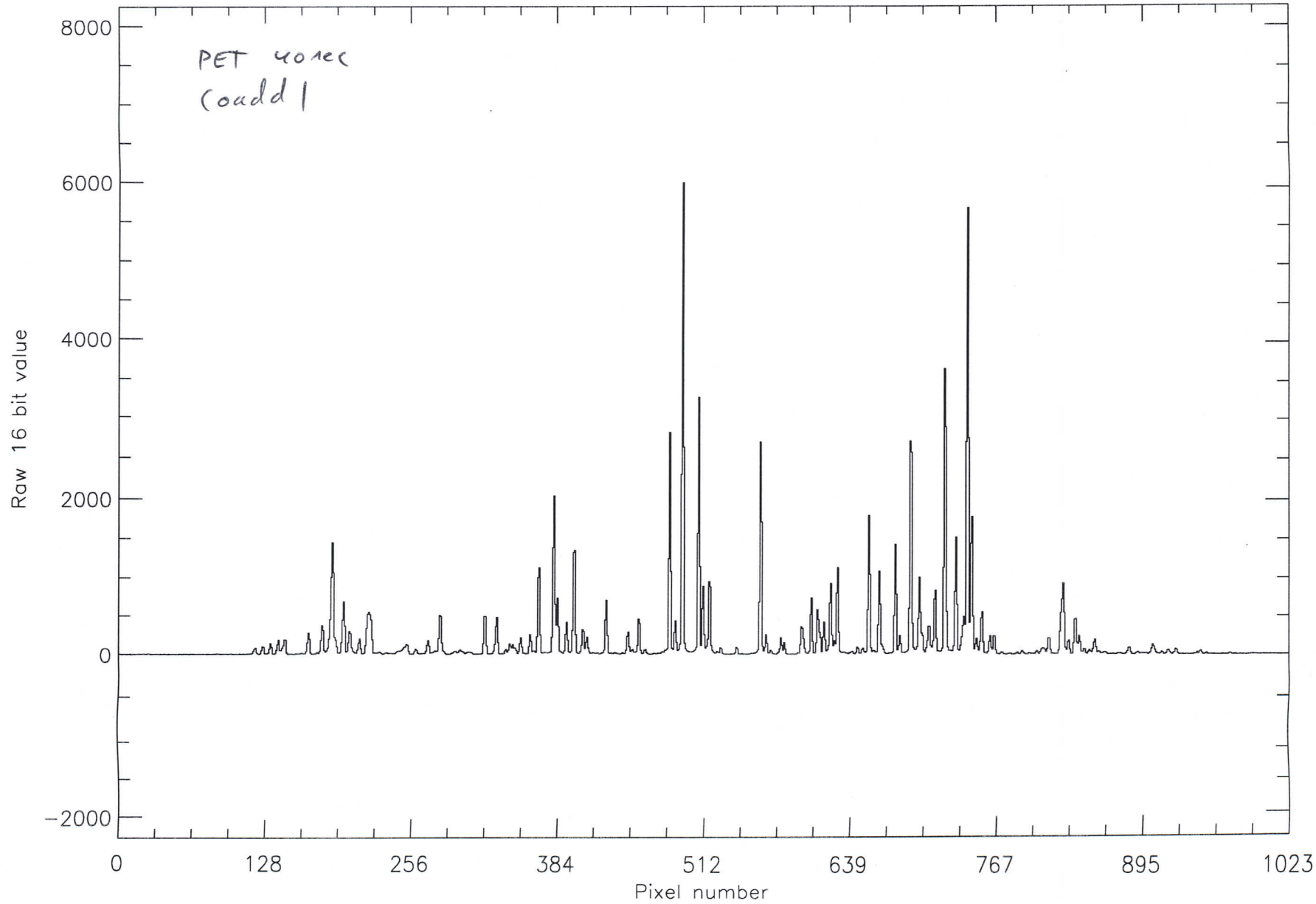

Remark : OA performance test, OBM @ −18.2
EGSE−File : /disk1/SciaSCOE/log/OPTEC4/OP4_8FM_ait2_sls_ext_c002.egse_ltf record = 18
Date : Thu 23−Jul−98 17:03:31 Channel # 3FM

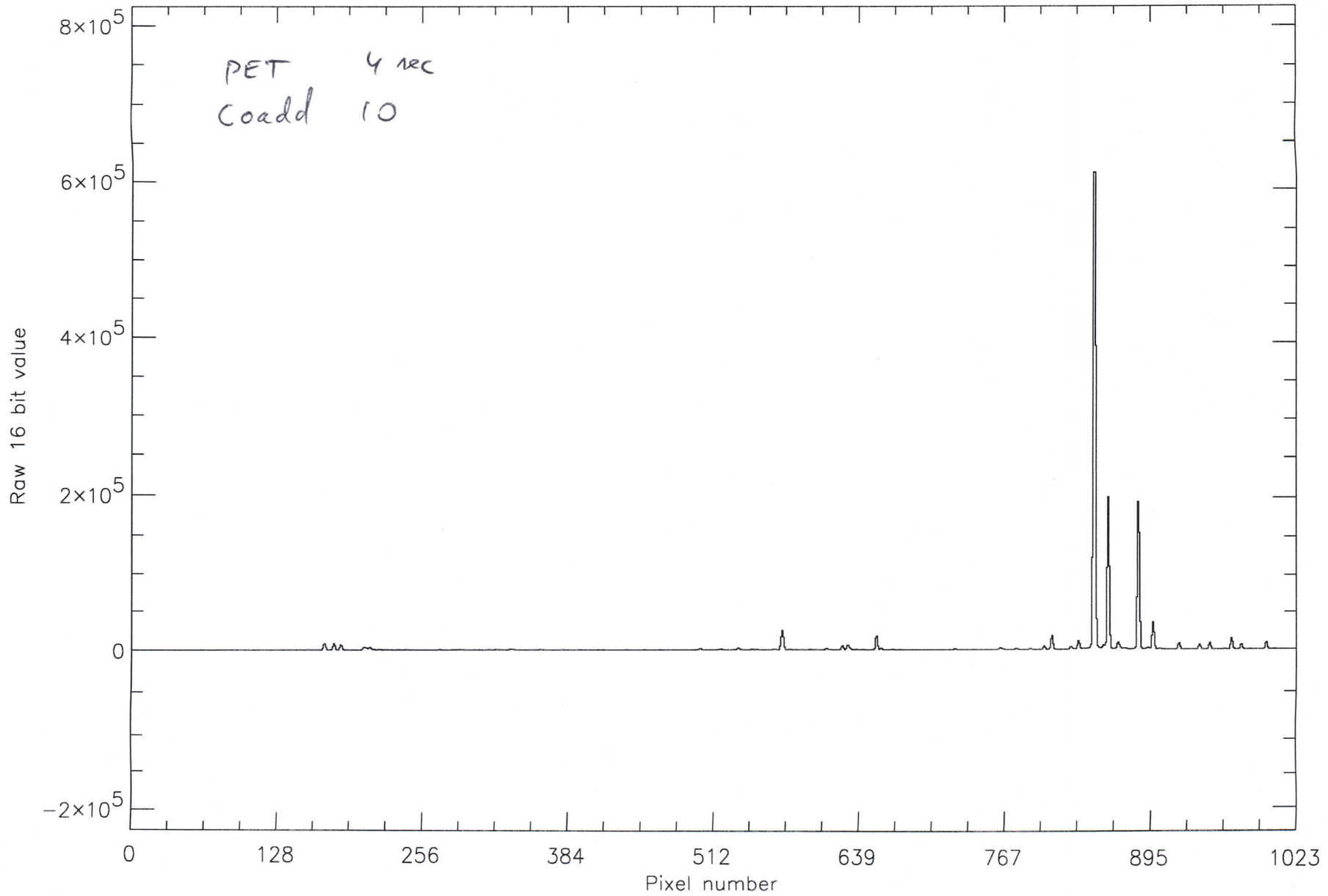

Remark : OA performance test, OBM @ −18.2
EGSE−File : /disk1/SciaSCOE/log/OPTEC4/OP4_8FM_ait2_sls_ext_c002.egse_ltf record = 19
Date : Thu 23−Jul−98 17:03:31 Channel # 4FM

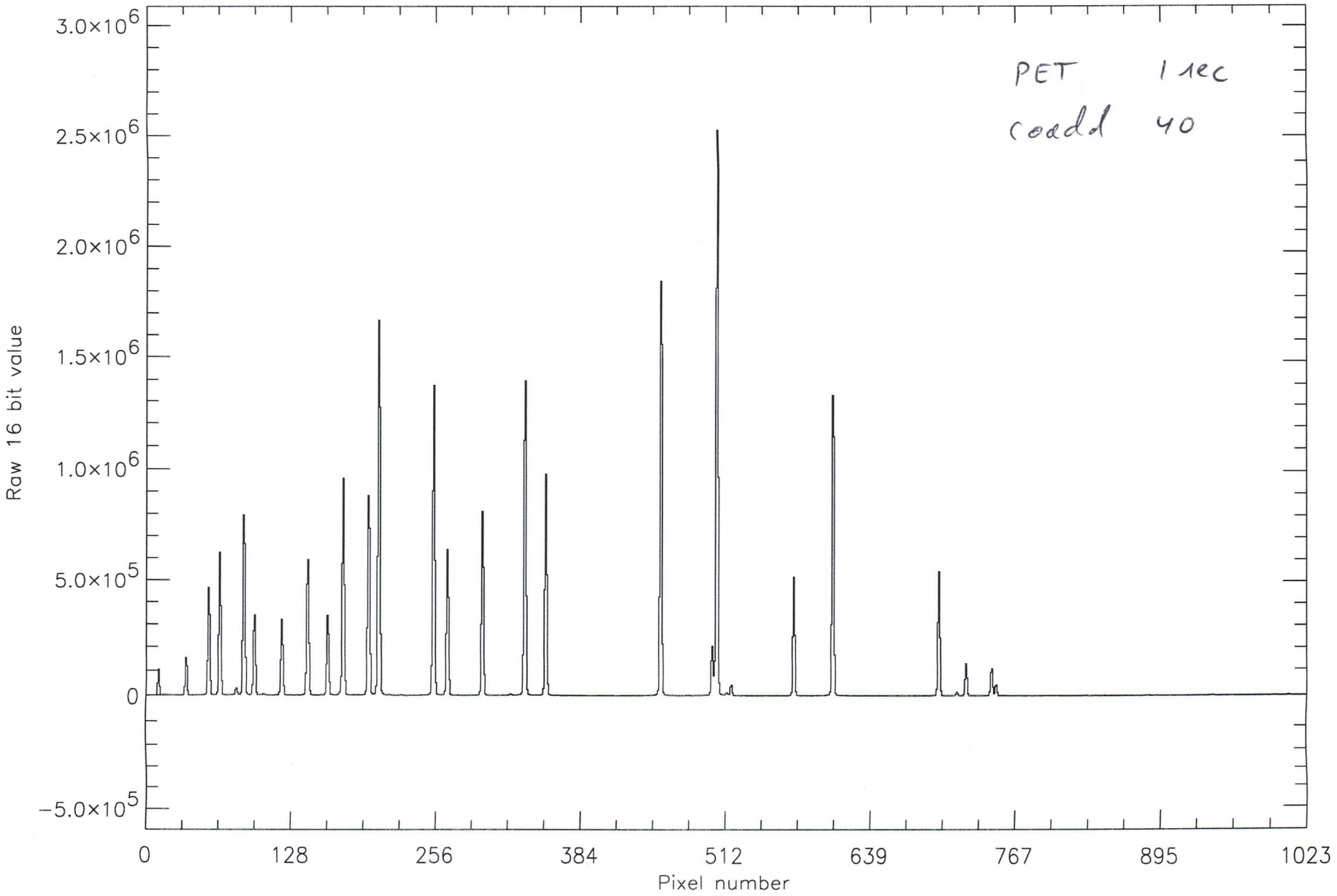

Remark : OA performance test, OBM @ −18.2
EGSE−File : /disk1/SciaSCOE/log/OPTEC4/OP4_8FM_ait2_sls_ext_c002.egse_ltf record = 20
Date : Thu 23−Jul−98 17:03:31 Channel # 5FM

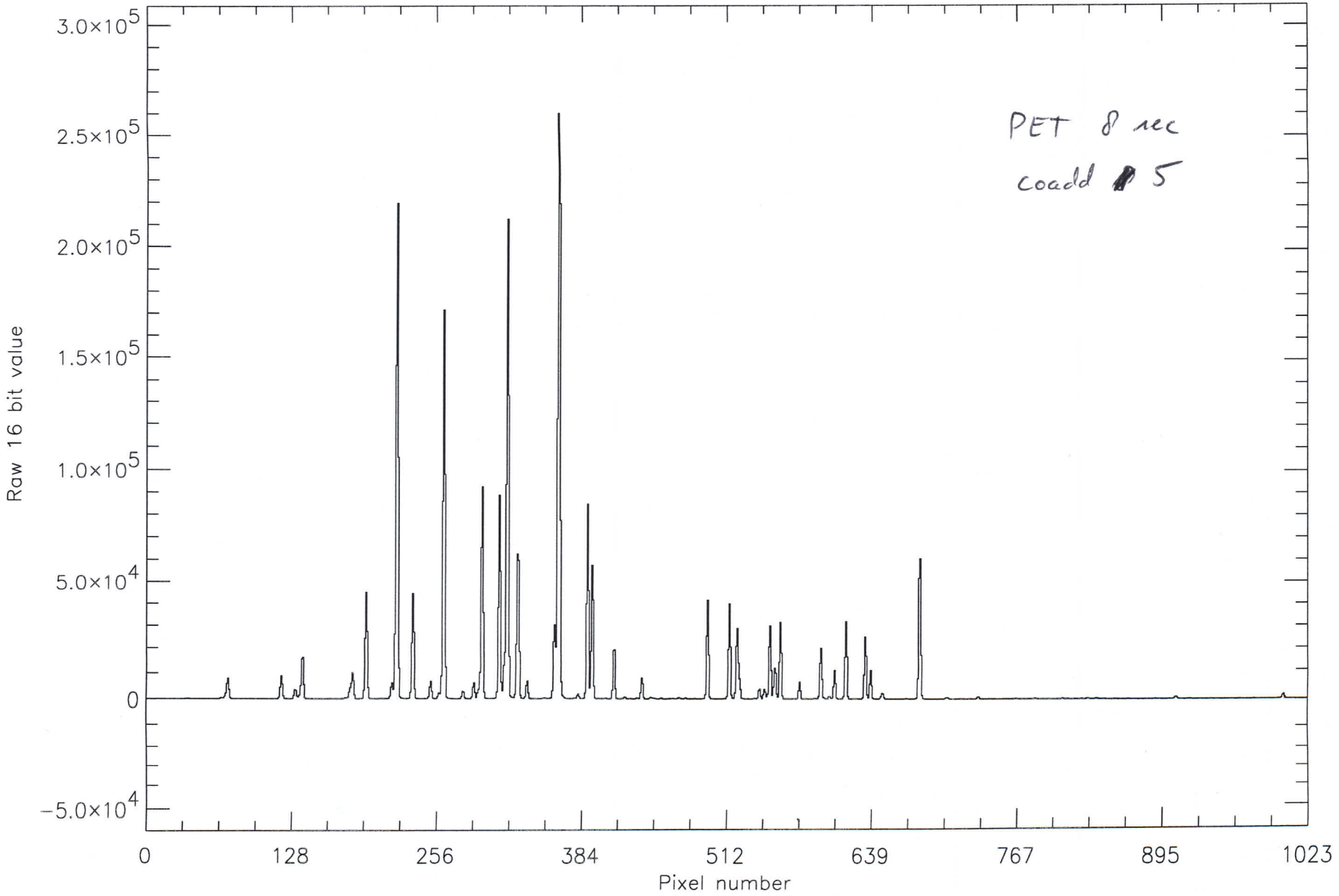

Remark : OA performance test, OBM @ −18.2
EGSE−File : /disk1/SciaSCOE/log/OPTEC4/OP4_8FM_ait2_sls_ext_c002.egse_ltf record = 21
Date : Thu 23−Jul−98 17:03:31 Channel # 6FM

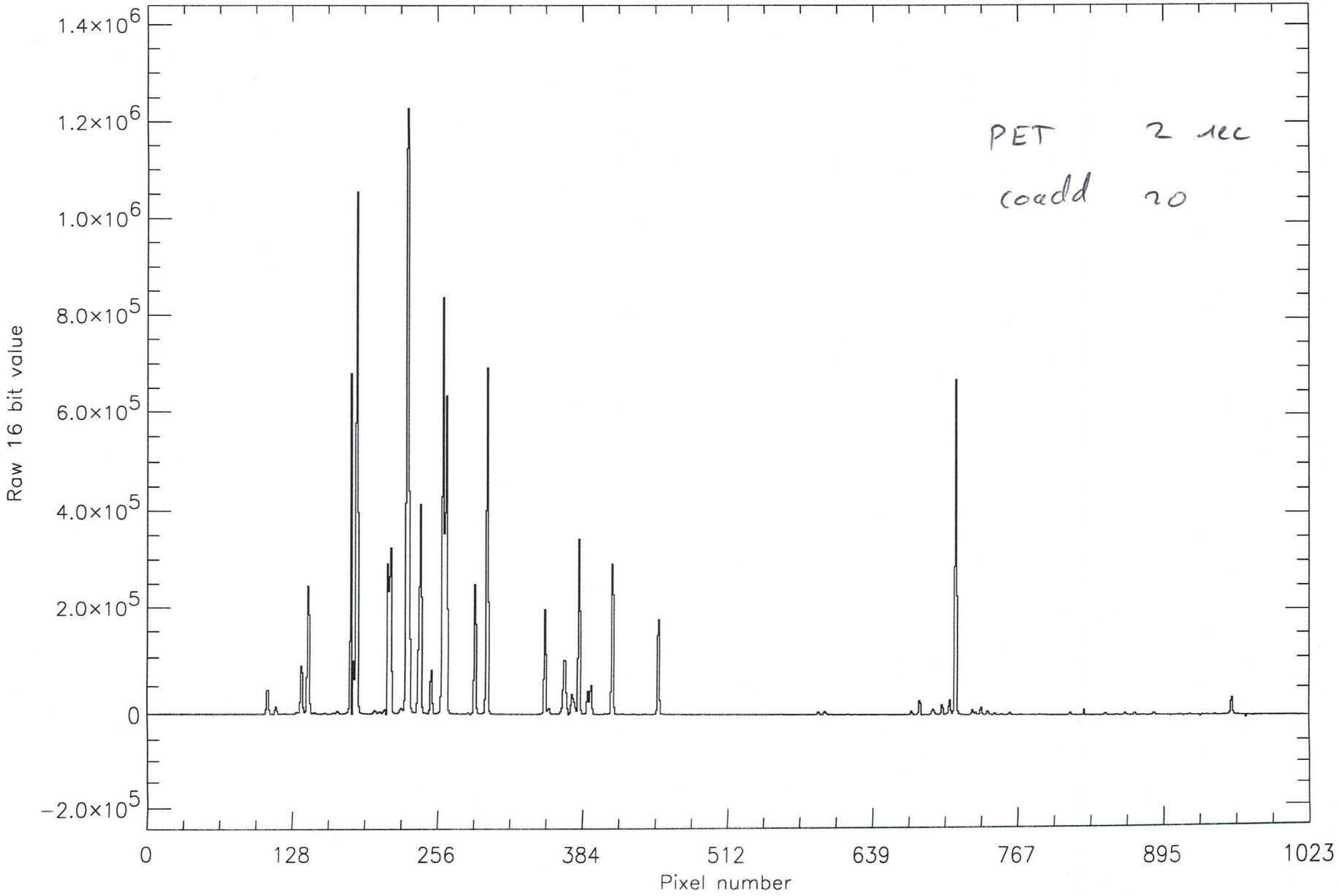

Remark : OA performance test, OBM @ −18.2
EGSE−File : /disk1/SciaSCOE/log/OPTEC4/OP4_8FM_ait2_sls_ext_c002.egse_ltf record = 22
Date : Thu 23−Jul−98 17:03:31 Channel # 7FM

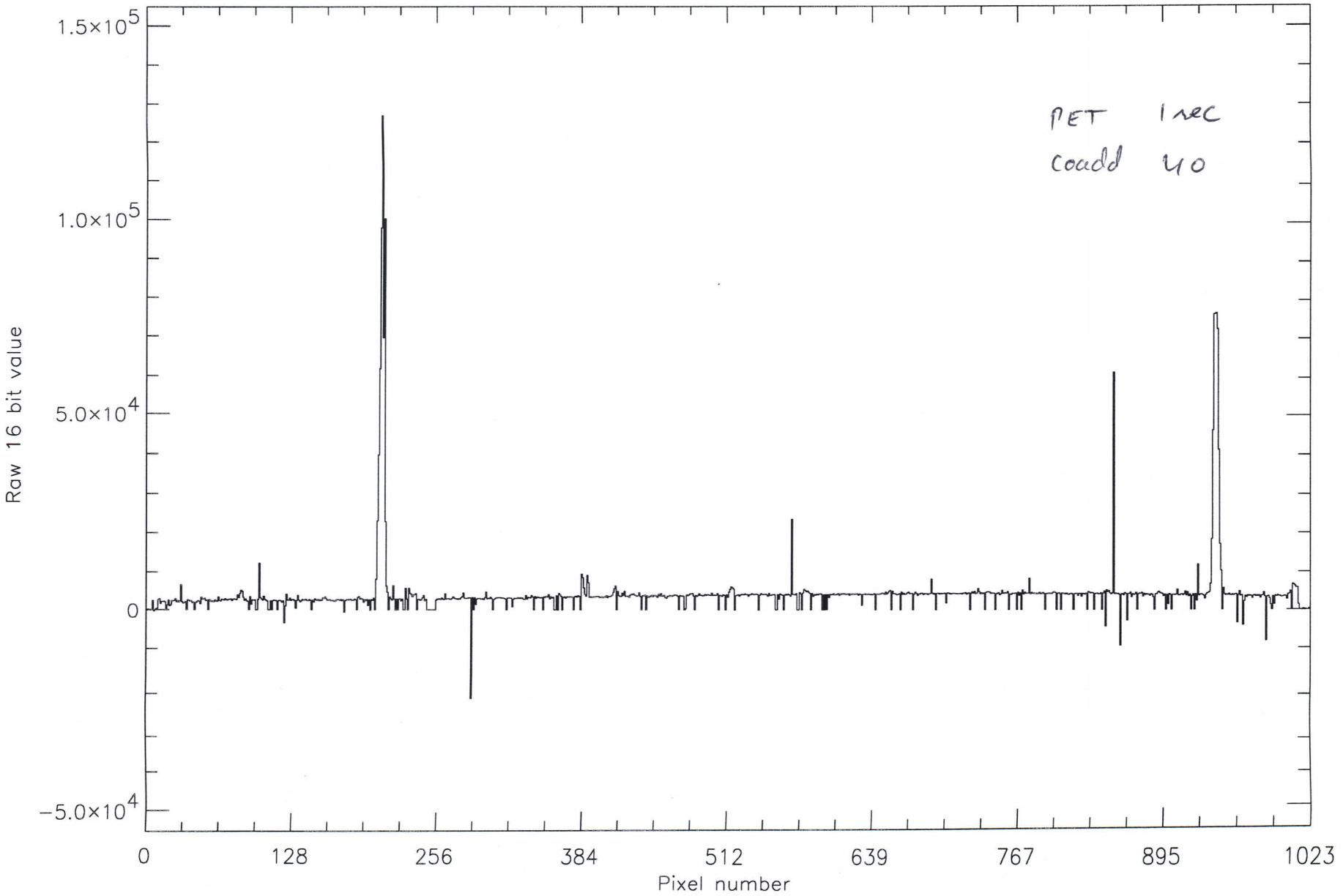

Remark : OA performance test, OBM @ −18.2
EGSE−File : /disk1/SciaSCOE/log/OPTEC4/OP4_8FM_ait2_sls_ext_c002.egse_ltf record = 23
Date : Thu 23−Jul−98 17:03:31 Channel # 8FM

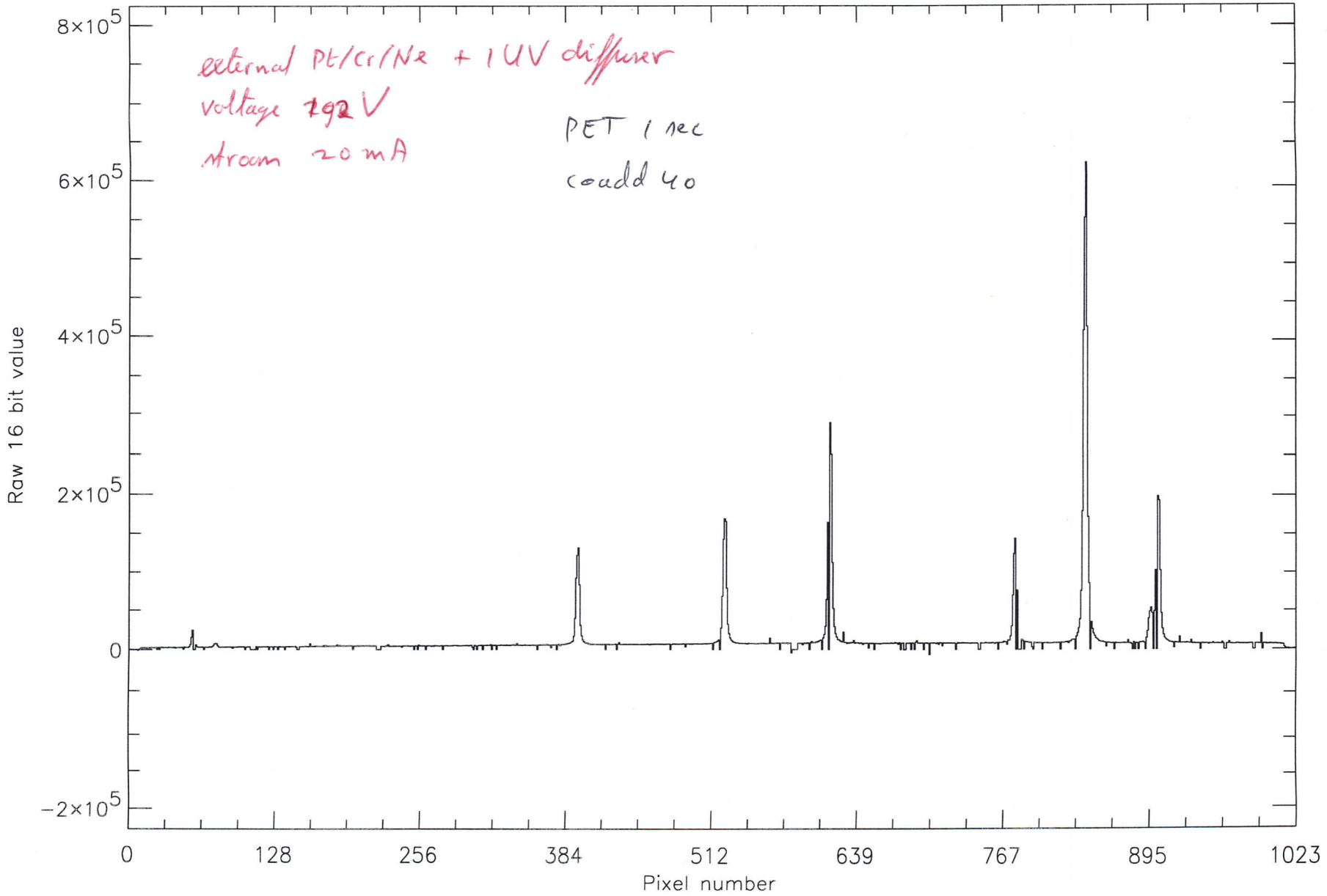

Remark : UID 24
EGSE-File : /disk1/SciaSCOE/log/DATA-DIR/SPEC-CAL/9/scia_04081998_213150856.egse_ltf record = 8
Date : Tue 04-Aug-98 21:31:54 Channel # 1FM

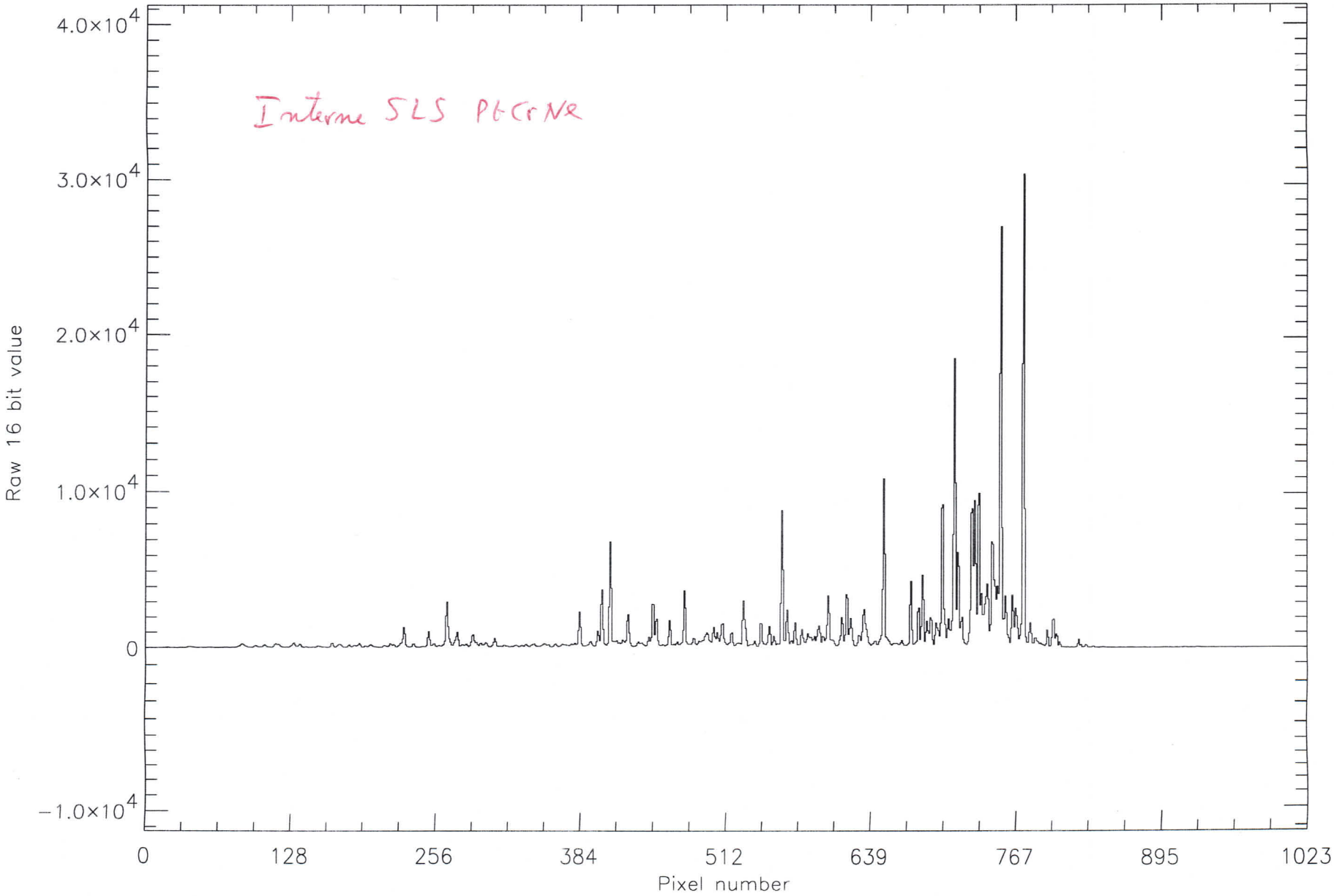

Remark : UID 24
EGSE-File : /disk1/SciaSCOE/log/DATA-DIR/SPEC-CAL/9/scia_04081998_213150856.egse_ltf record = 9
Date : Tue 04-Aug-98 21:31:54 Channel # 2FM

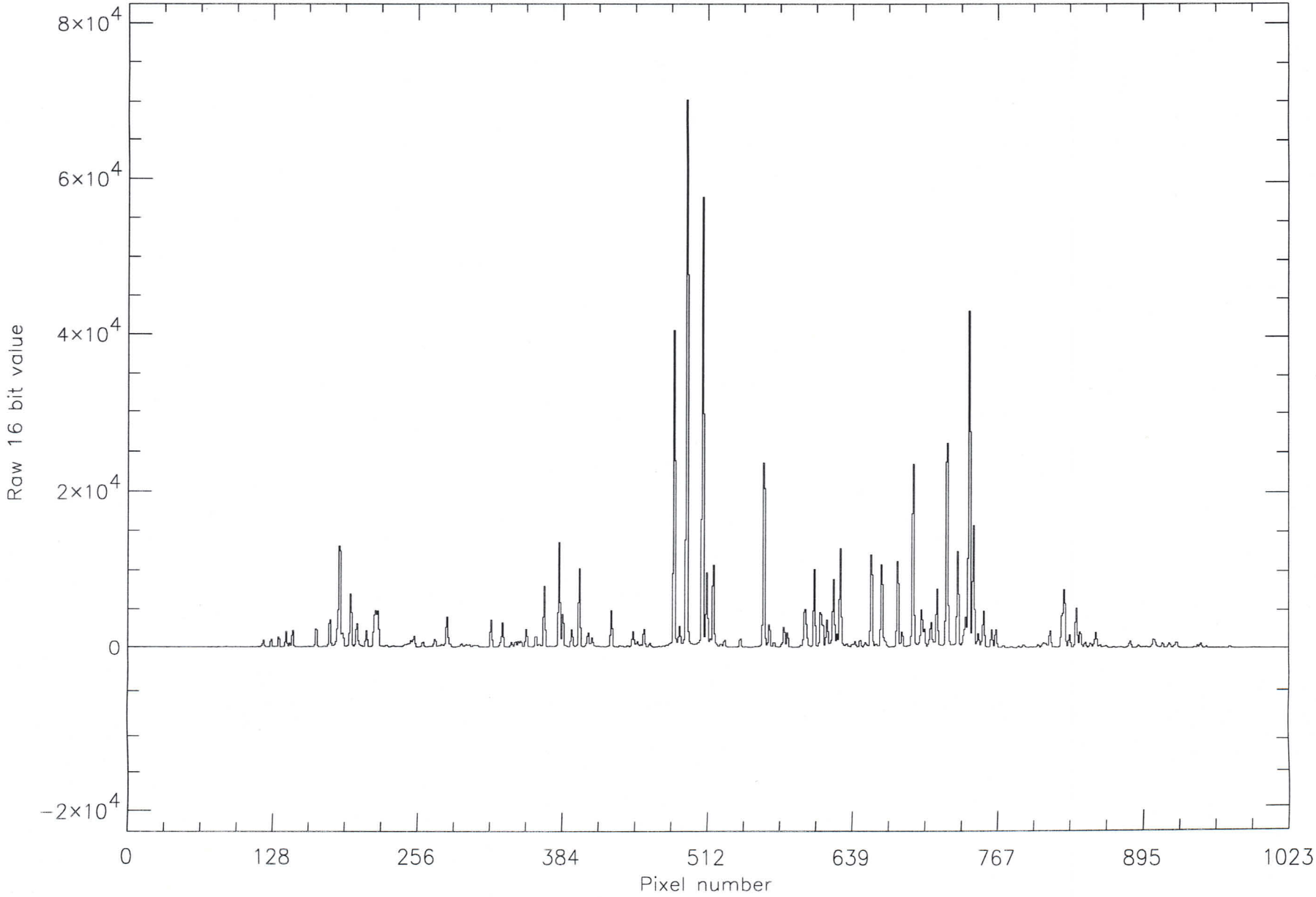

Remark : UID 24
EGSE-File : /disk1/SciaSCOE/log/DATA-DIR/SPEC-CAL/9/scia_04081998_213150856.egse_ltf record = 1
Date : Tue 04-Aug-98 21:31:54 Channel # 3FM

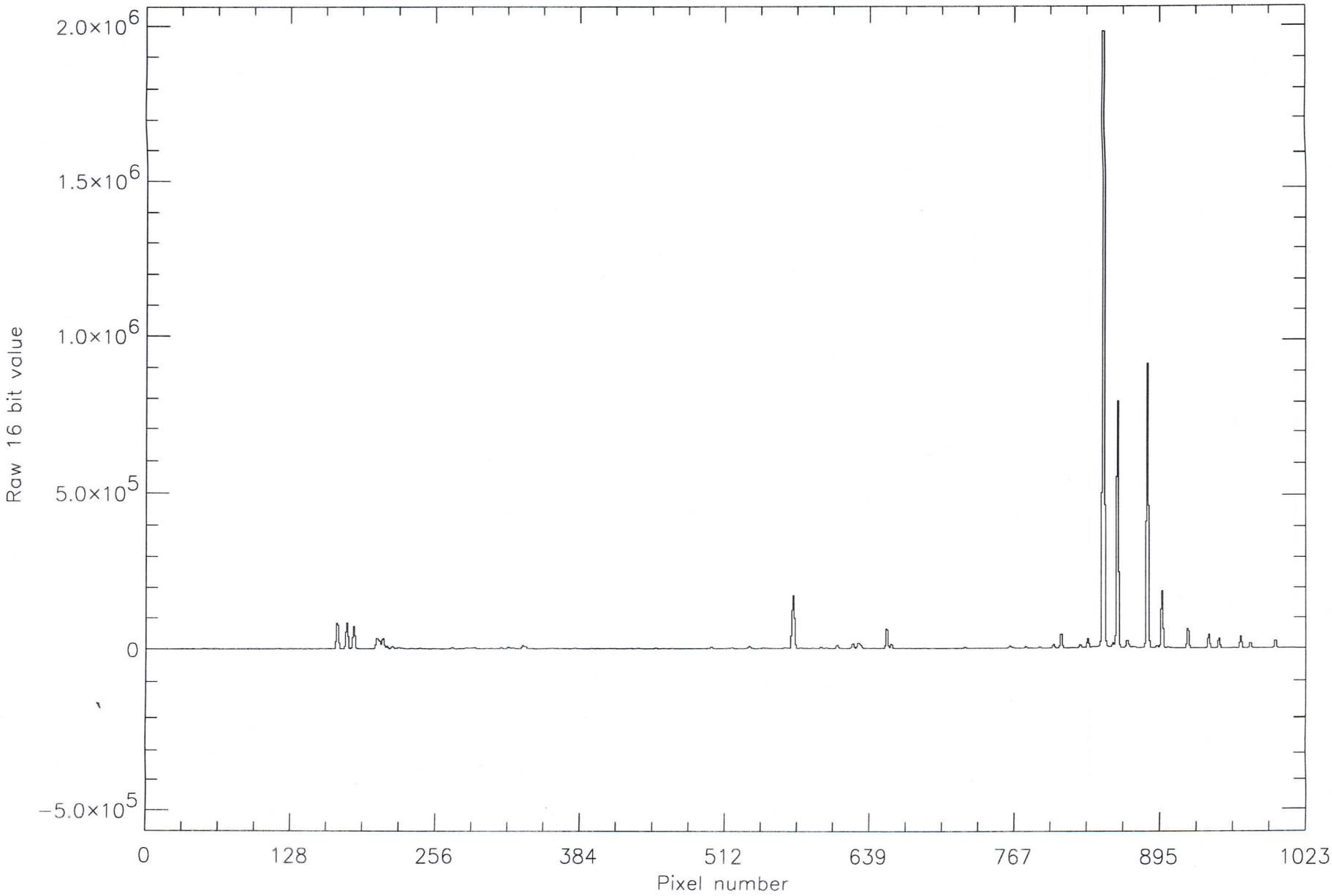

Remark : UID 24
EGSE-File : /disk1/SciaSCOE/log/DATA-DIR/SPEC-CAL/9/scia_04081998_213150856.egse_ltf record = 1
Date : Tue 04-Aug-98 21:31:54 Channel # 4FM

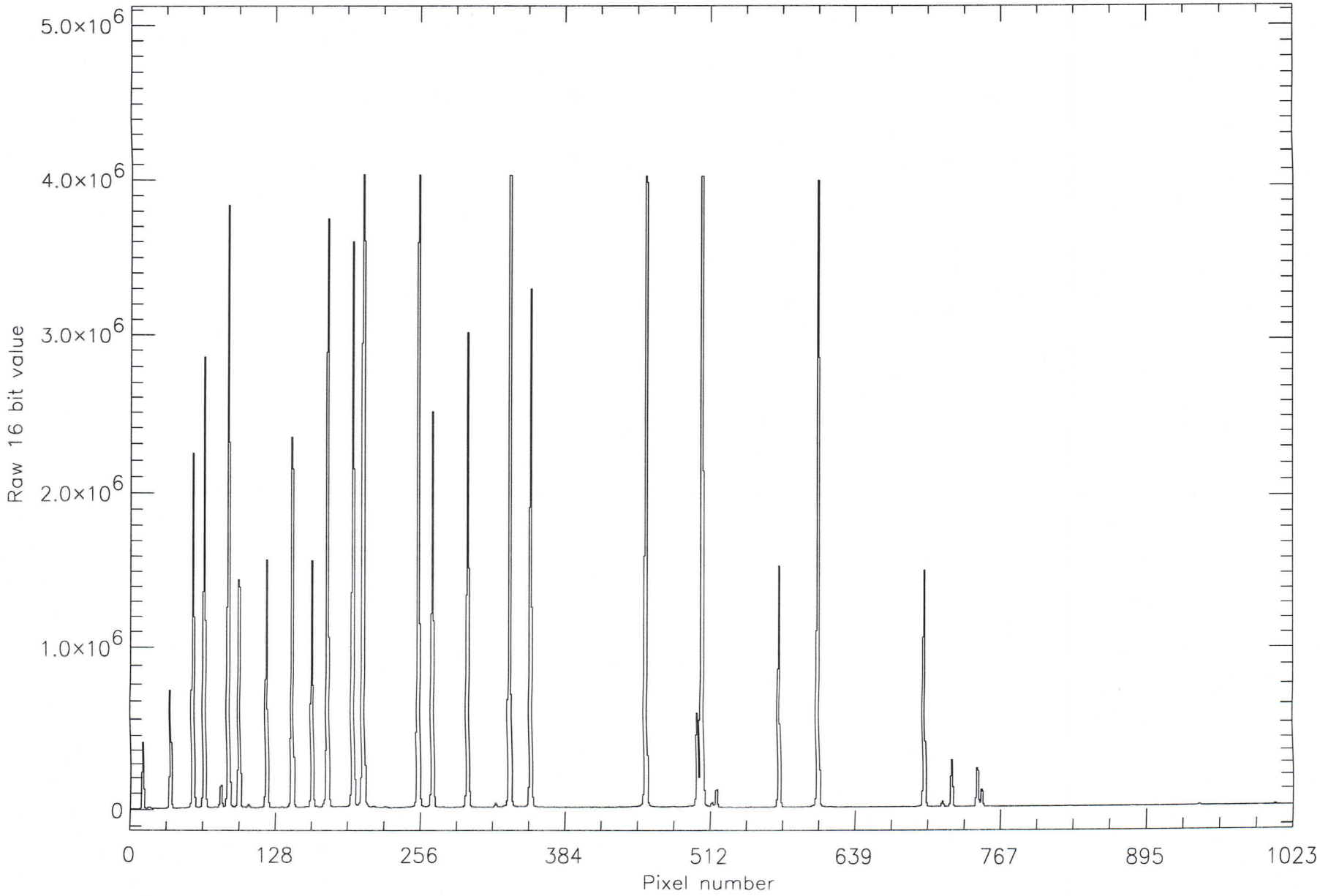

Remark : UID 24
EGSE-File : /disk1/SciaSCOE/log/DATA-DIR/SPEC-CAL/9/scia_04081998_213150856.egse_ltf record = 1
Date : Tue 04-Aug-98 21:31:54 Channel # 5FM

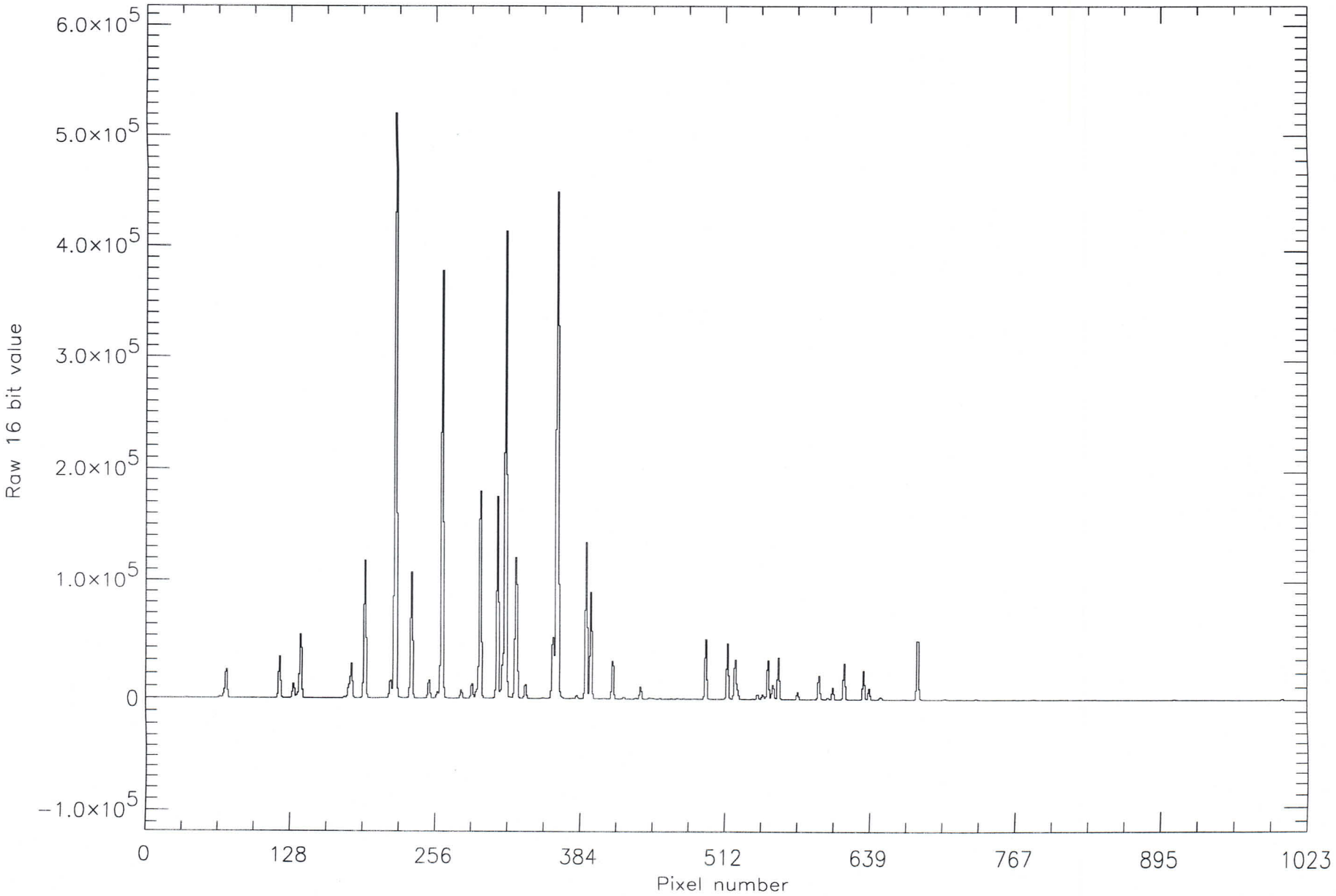

Remark : UID 24
EGSE-File : /disk1/SciaSCOE/log/DATA-DIR/SPEC-CAL/9/scia_04081998_213150856.egse_ltf record = 1
Date : Tue 04-Aug-98 21:31:54 Channel # 6FM

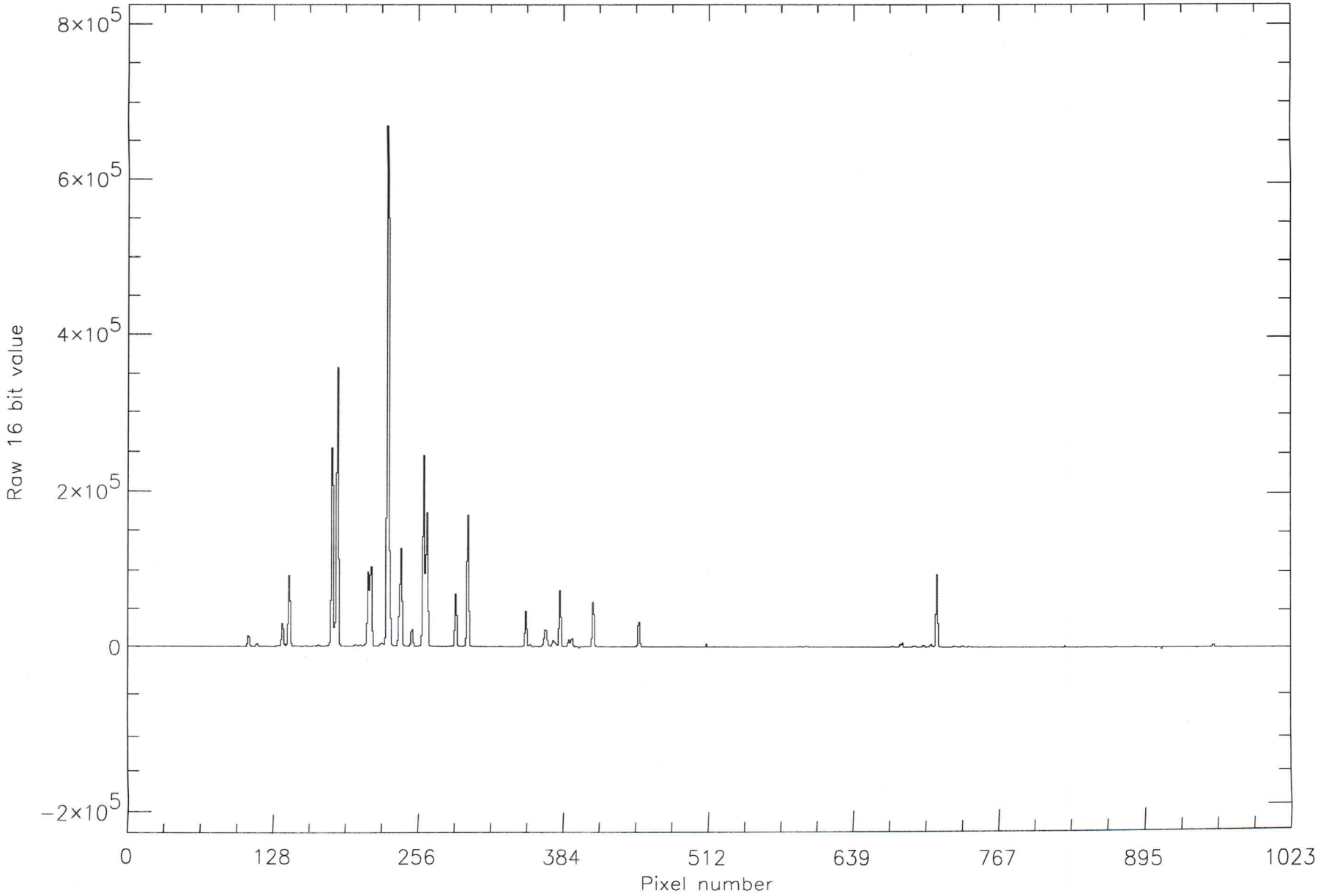

Remark : UID 24
EGSE-File : /disk1/SciaSCOE/log/DATA-DIR/SPEC-CAL/9/scia_04081998_213150856.egse_ltf record = 1
Date : Tue 04-Aug-98 21:31:54 Channel # 7FM

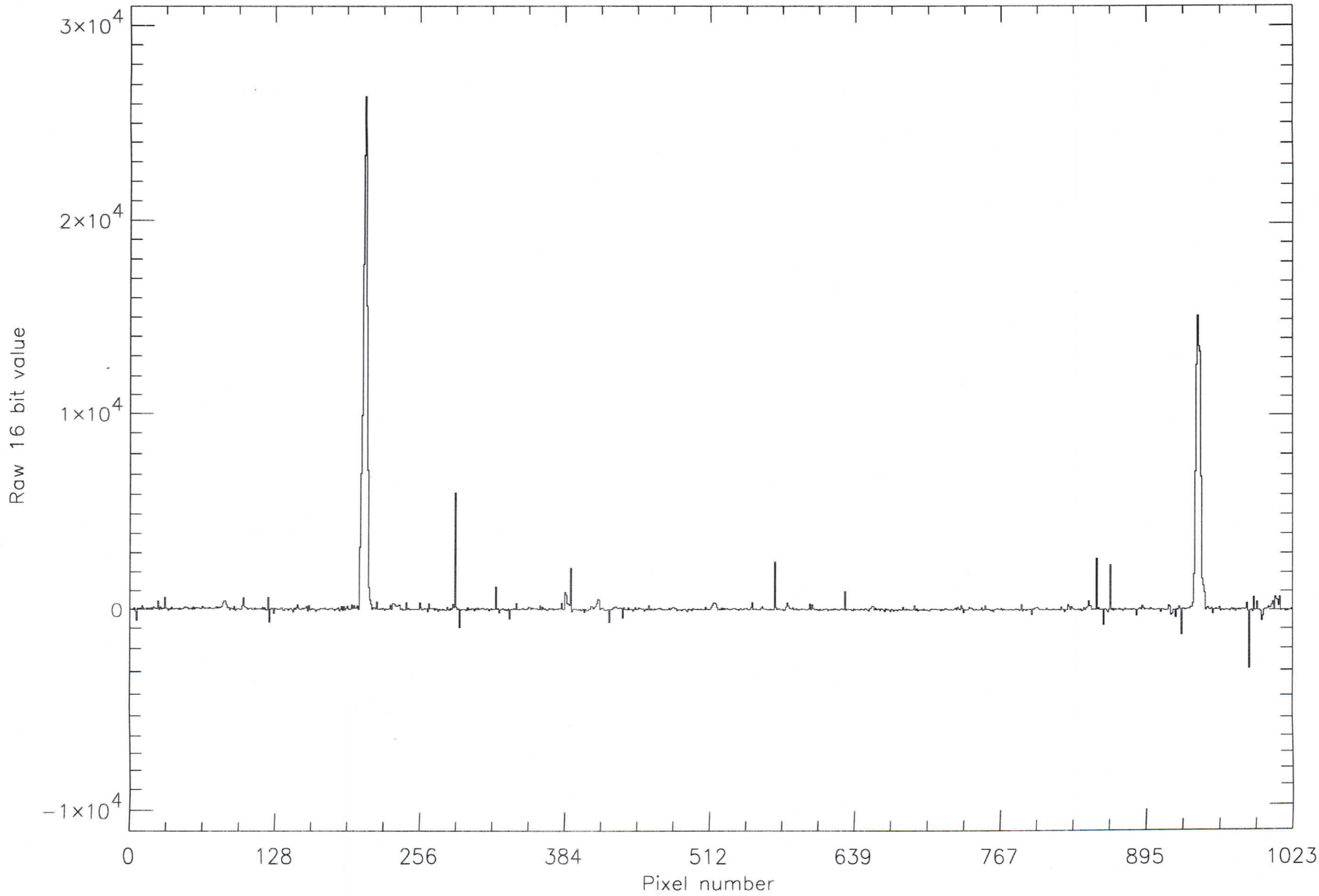

Formal Run of Measurement

(Measurement ID) SLS_EXT

Request for Actual Status		(cross out entries that are **not** requested.)
Request for Modification		(fill in only entries to be modified)
Request for Run	X	(no entries = run based on actual default settings)

Scanner Positions

Step 10.2

Azimuth	+ 45.00	deg
Elevation	− 45.00	deg

Timeline for each Data Acquisition Period during Measurement

	1	2	3	4	5	6	7	8	9	10
State ID	1									
Repetitions	5									

State Parameters for States used in Timeline (State ID must be given)

Channel	PET [s] or H#	Co-Adding	PET [s] or H#	Co-Adding	PET [s] or H#	Co-Adding	PET [s] or H#	Co-Adding
1a	64	1			4	16		
1b	64	1			4	16		
2b	64	1			8	8		
2a	64	1			8	8		
3	4	16	✓		1	64		
4	1	64			64	1		
5	8	8			16	4		
6	2	32			2	32		
7	1	64			1	64		
8	1	64			1	64		
State ID								

Stimuli Settings for Existing Blocks in Measurement

Block No	Stimuli Setup ID	PPC [deg]	Polarizer [deg]	Shutter open/close	Acquisition time [s]	Lambda [nm] Start	Stop	Step	Repetition Factor	Message	OS Setup Time [s]
		same	as	before							

Measurement Data Description

Test Purpose	ext. HgAr SCS
Remark	UID 3
Data Directory	0223-19.27.47-

Signatures

	Date	Signature
Issued	11-8-98	RS
< Performed	11-8-98	

SLS_EXT

Pagenumber:

LOG SHEET SCIAMACHY CALIBRATION

date/time	description of action	measuremement filename
11-8-1998	Start of external WLS (calibration blank) measurement UID 48	
	Everything checked and found to be OK	
UID48	EGSE crash (16.00 normal time)	
Step 9-1	Probleem opgelost 16-15	
	verzadiging in kanaal 5 voor kortste PET (31,25 msec)	
		Nieuwe directory gemaakt
	OPTEC file bijv. 11081408.DAT → hh_optec.dat	DATA-DIR\WLS-EXT
	hh_ecb.dat → laatste regel weggaan (blanke lijn)	
	cal_raw2 1 1 / moet nu runnen zonder errors	scia_1108 1998_14073046 0.egse_1
UID48	2e run van external WLS levert screendump op van	
Step 9-1	HEX-nummers.	scia_1108 1998_15150454 0.egse_1
UID48 V	Het probleem van de verzadiging is opgelost In plaats van 31,25 msec	
Step 9-1	werd een commando (software) doorgegeven voor 62 msec. Na	
	het verwijderen van deze "bug" is de test nogmaals gerund en dit	
	is goed gegaan.	
UID1	SCS_EXT opgestart; meting niet goed want voltage laagste hoog	
Step 9-2	(200V i.p.v. 193V volgens manual).	

Pagenumber:

LOG SHEET SCIAMACHY CALIBRATION

date/time	description of action	measuremement filename
	Probeam met externe SLS Pt-Cr/Ne	
	ontsteekt steeds bij 200 V (20 mA), paarse kleur	
	Ook 1 keer bij 193 V (20 mA), oranje kleur, maar die "ijzeng"	
	weer weg. De kactile mode meter we volgens mij hebben	
	Voorlopig even stoppen met externe Pt-Cr/Ne	
Step 10.2	External HgAr SLS UID 3	
step 9.3	Internal PtCrNe SLS volgens controlfile SLS_INT_L	
	(no UID given in master document).	

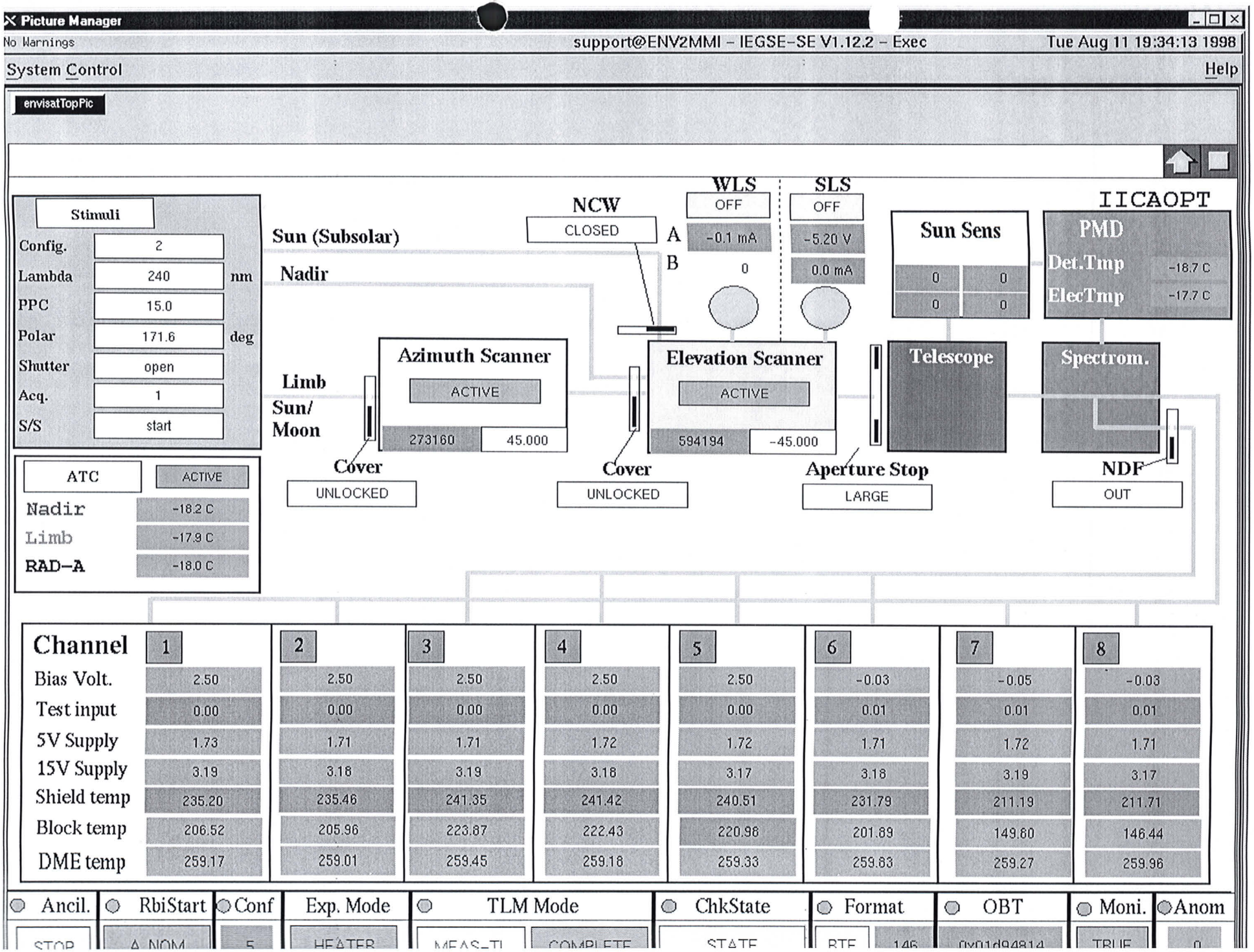
Picture Manager
No Warnings
support@ENV2MMI - IEGSE-SE V1.12.2 - Exec
Tue Aug 11 19:34:13 1998
System Control
Help
envisatTopPic
Stimuli
Config. 2
Lambda 240 nm
PPC 15.0
Polar 171.6 deg
Shutter open
Acq. 1
S/S start
ATC ACTIVE
Nadir -18.2 C
Limb -17.9 C
RAD-A -18.0 C
Sun (Subsolar)
Nadir
Limb
Sun/
Moon
NCW
CLOSED
WLS
OFF
A -0.1 mA
B 0
SLS
OFF
-5.20 V
0.0 mA
Sun Sens
0 0
0 0
IICAOPT
PMD
Det.Tmp -18.7 C
ElecTmp -17.7 C
Azimuth Scanner
ACTIVE
273160 45.000
Elevation Scanner
ACTIVE
594194 -45.000
Telescope
Spectrom.
Cover
UNLOCKED
Cover
UNLOCKED
Aperture Stop
LARGE
NDF
OUT
Channel 1 2 3 4 5 6 7 8
Bias Volt. 2.50 2.50 2.50 2.50 2.50 -0.03 -0.05 -0.03
Test input 0.00 0.00 0.00 0.00 0.00 0.01 0.01 0.01
5V Supply 1.73 1.71 1.71 1.72 1.72 1.71 1.72 1.71
15V Supply 3.19 3.18 3.19 3.18 3.17 3.18 3.19 3.17
Shield temp 235.20 235.46 241.35 241.42 240.51 231.79 211.19 211.71
Block temp 206.52 205.96 223.87 222.43 220.98 201.89 149.80 146.44
DME temp 259.17 259.01 259.45 259.18 259.33 259.83 259.27 259.96
Ancil. RbiStart Conf Exp. Mode TLM Mode ChkState Format OBT Moni. Anom
STOP A_NOM 5 HEATER MEAS_TI COMPLETE STATE RTE 146 0x01d94814 TRUE 0

STEP	ACTION	RESULT	MARKER
Intro	Your name: Date:	Ralph Snel 11-8-98	
	What's the name of the (main) data input files that you want to store on the SUN named `scia6`?	scia_11081998-193041373 (A)	
	Setup a three-window configuration on your SUN.		See course descr.
Do Transfer	Be sure that you are in the directory you want your files in ftp <internet-address>, where you can find the address of the PC in the file `/etc/hosts` (entry: cdwpc). The address will also be next to you on paper (most probably). When asked for user, fill in: `anonymous`, when asked for an email address, fill in your email address on TPD. Set in binary: `binary` `mget *` (and return `y` to every file). `bye`		In DATA-DIR window In DATA window Approx. 140 kB

Sign:

Name	Ralph Snel
Date and time	11-8-98, 19:39 UTC
Signature	RS

STEP	ACTION	RESULT	MARKER
Intro	Your name: Date:	Ralph Smal 11-8-98	
	What's the name of the (main) data input files generated by the EGSE? (*.dat)	scia_11081998_19304157 3	(A)
	Setup a three-window configuration on your SUN.		See course descr.
		SLIT-FUNCTION	Note: In window DATA-DIR
Cnstr directory	cd ~/DATA-DIR/~~SLS~~ ; ls -l highest number in directory? New directory: mkdir <B+1> ls -l What's now the highest number in directory? <C> should be <B> + 1	0 1 Y / N	(B) (C)
	directory name is:	~/DATA-DIR/SLIT-FUNCTION/<C>	(DIR-NAME)
Copy data	See Analysis sheet: Transfer Data File	(Y) / N	In DATA-DIR window
	cp 11081931.DAT hl_oplec.dat.		
Cnstr EGSE_LTF	cal_raw2ltf . (Error messages are not necessarily fatal; check with SOLAN --in solan window-- whether output file is okay: there should be a signal present, and dremark1 labels should be filled) ls -l *.egse_ltf What's the name of the egse_ltf file <D> should be <A>.egse_ltf	scia_11081998_19309157 3.egse_ltf (Y) / N	Note: In window DATA-DIR; ***don't forget the dot !!!*** *May take more than 15 mins.* (D)
Cnstr CAL files	idl run_averscia (and select file <D> when asked)		Note: In window IDL
Check CAL files	Dark files: ls -l *du*.avg.cal		In DATA-DIR window
	size:	145 998	should be approx 150kb
	White light file:		

In case of 'pu' labels you will not see 'du' labels. You will see them after run_averscia

Check slit	`ls -l *.ps`		In DATA-DIR window
	Size of file `*.ps`	N/A	should be approx a few kilobytes
CheckSlit visually	`lpr -P<printer> *.ps` Approximated function should "follow" the measured peaks.	Y / (N)	
	Add postscript images to logbook, done	Y / (N)	
Print logfiles	`lpr -P<printer> *.log`		
	Add logfiles to logbook, done	Y / (N)	
Back up	Create 3 sets of backup CDs of directory <DIR-NAME> (One CD has a capacity of 600 Mbytes, the UNIX command `/usr/bin/du -k .` gives the number of kilo bytes in the current directory). Name of backup CDs	/	See analysis sheet BackUp
Sign:	Name	Ralph Smal	
	Date and time	11-07-20	
	Signature	RS	

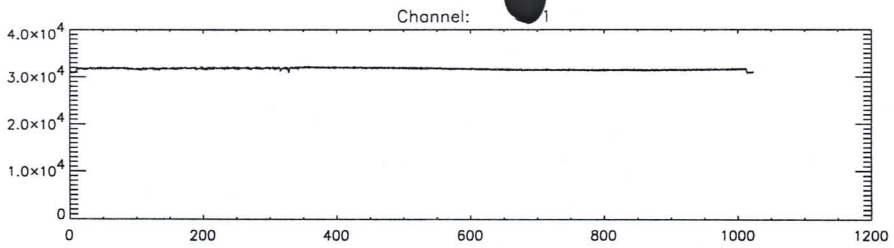
Channel: 1

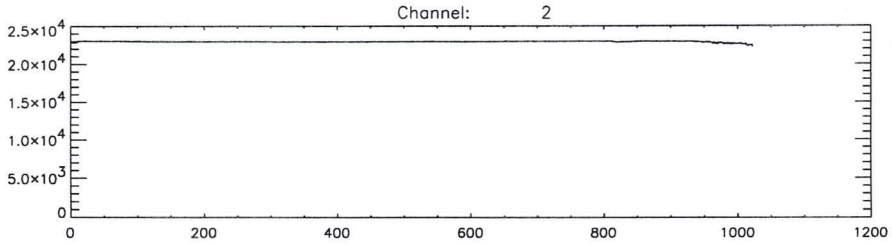
Channel: 2

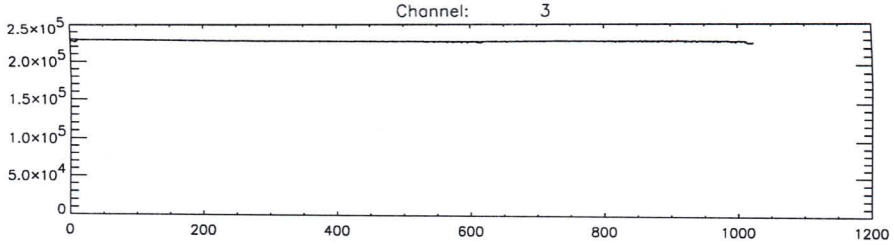
Channel: 3

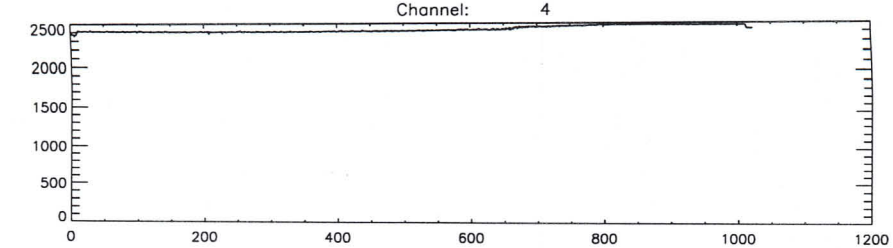
Channel: 4

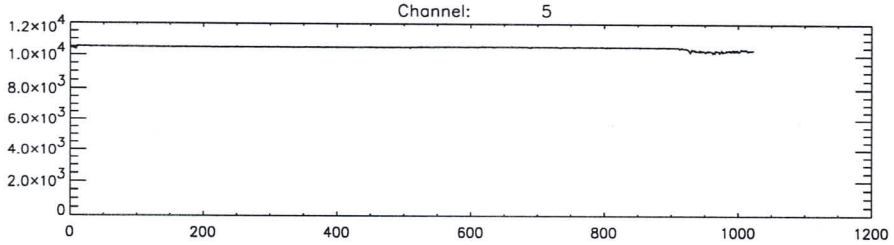
Channel: 5

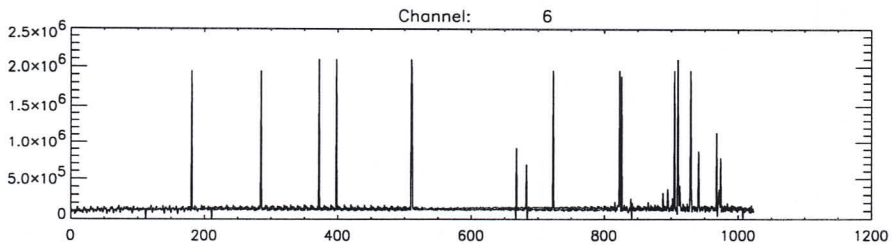
Channel: 6

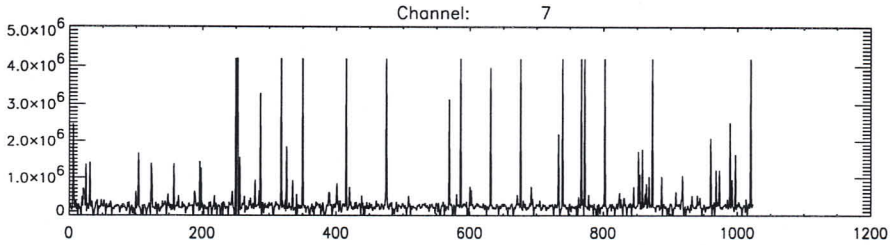
Channel: 7

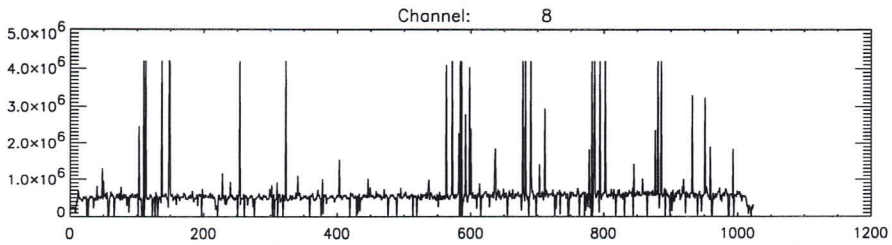
Channel: 8

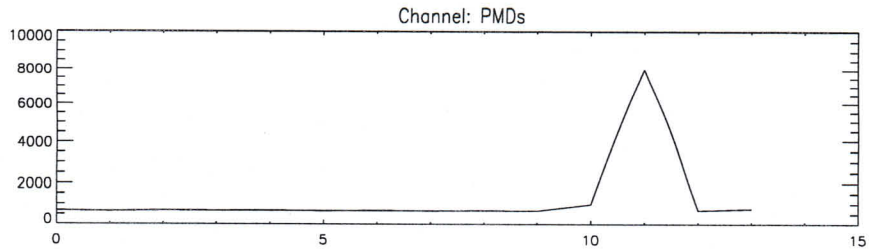
Channel: PMDs

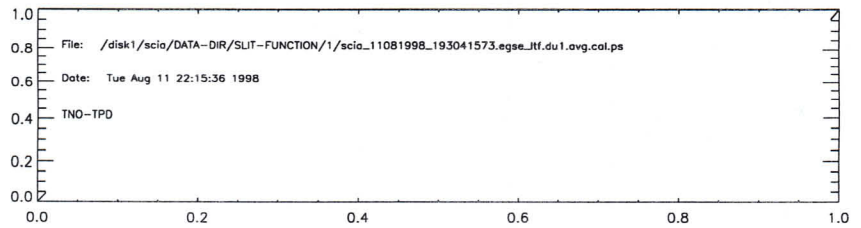
File: /disk1/scia/DATA-DIR/SLIT-FUNCTION/1/scia_11081998_193041573.egse_itf.du1.avg.cal.ps
Date: Tue Aug 11 22:15:36 1998
TNO-TPD

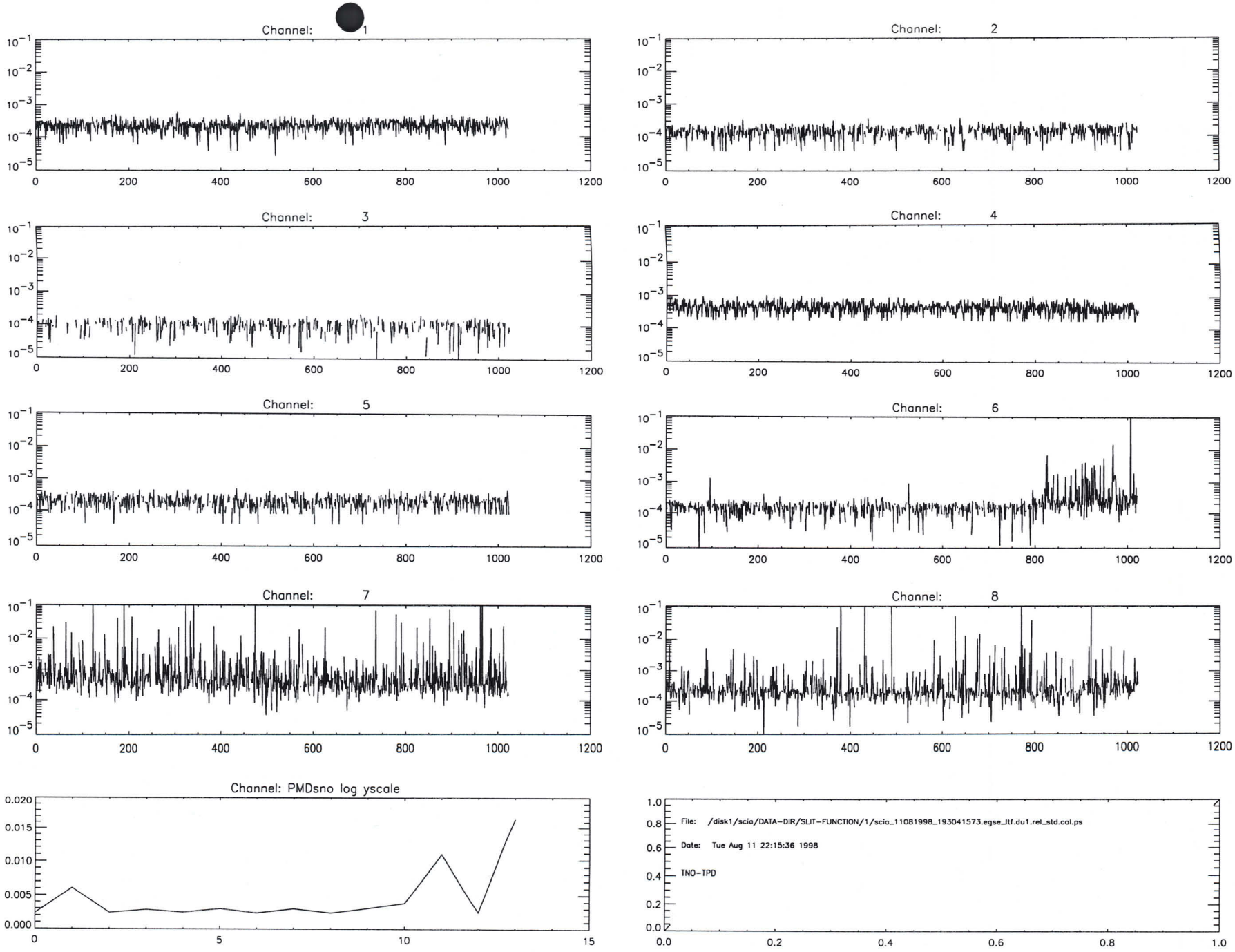
Channel: 1
Channel: 2
Channel: 3
Channel: 4
Channel: 5
Channel: 6
Channel: 7
Channel: 8
Channel: PMDsno log yscale
File: /disk1/scia/DATA-DIR/SLIT-FUNCTION/1/scia_11081998_193041573.egse_itf.du1.rel_std.cal.ps
Date: Tue Aug 11 22:15:36 1998
TNO-TPD

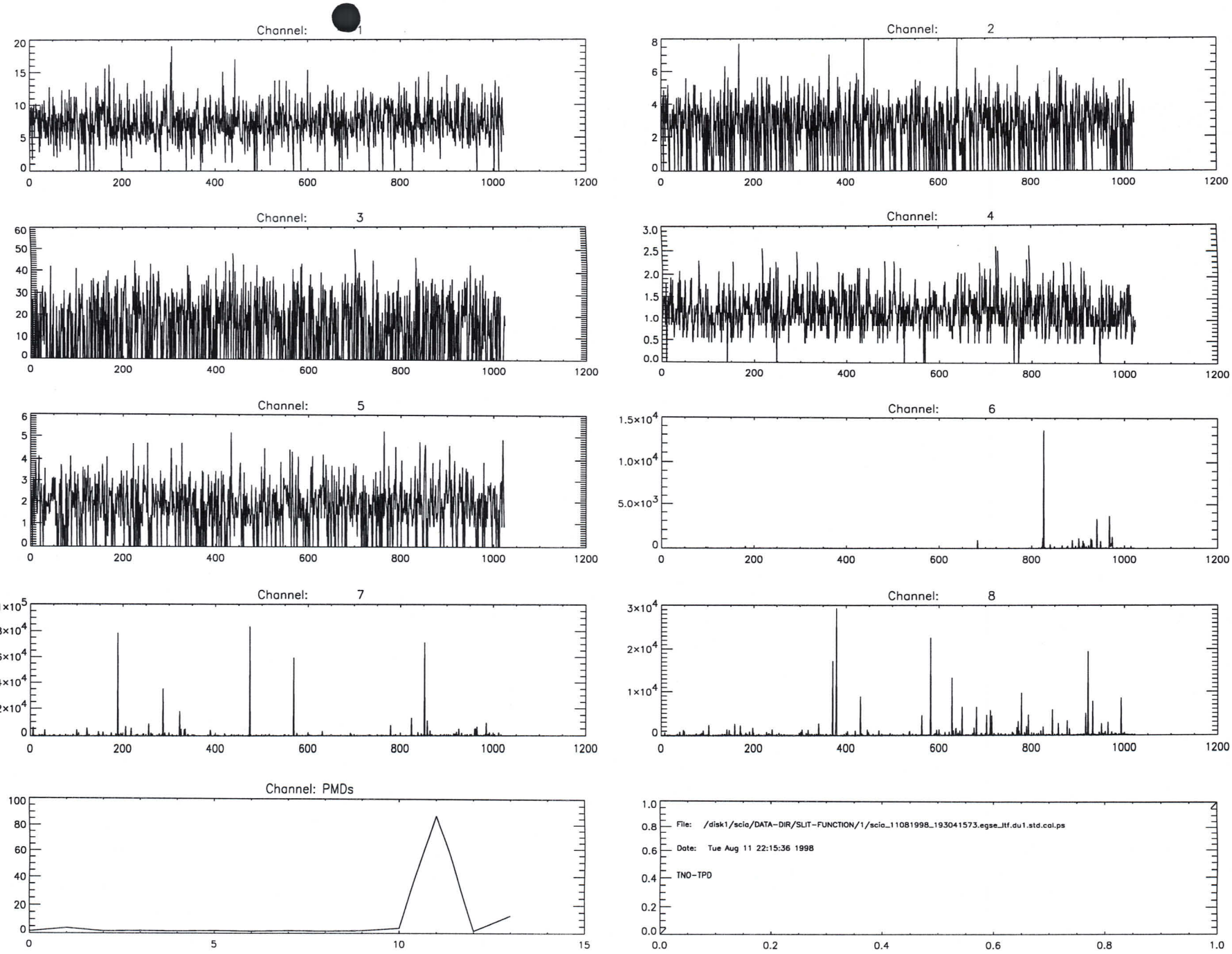
Channel: 1
Channel: 2
Channel: 3
Channel: 4
Channel: 5
Channel: 6
Channel: 7
Channel: 8
Channel: PMDs
File: /disk1/scia/DATA-DIR/SLIT-FUNCTION/1/scia_11081998_193041573.egse_itf.du1.std.col.ps
Date: Tue Aug 11 22:15:36 1998
TNO-TPD

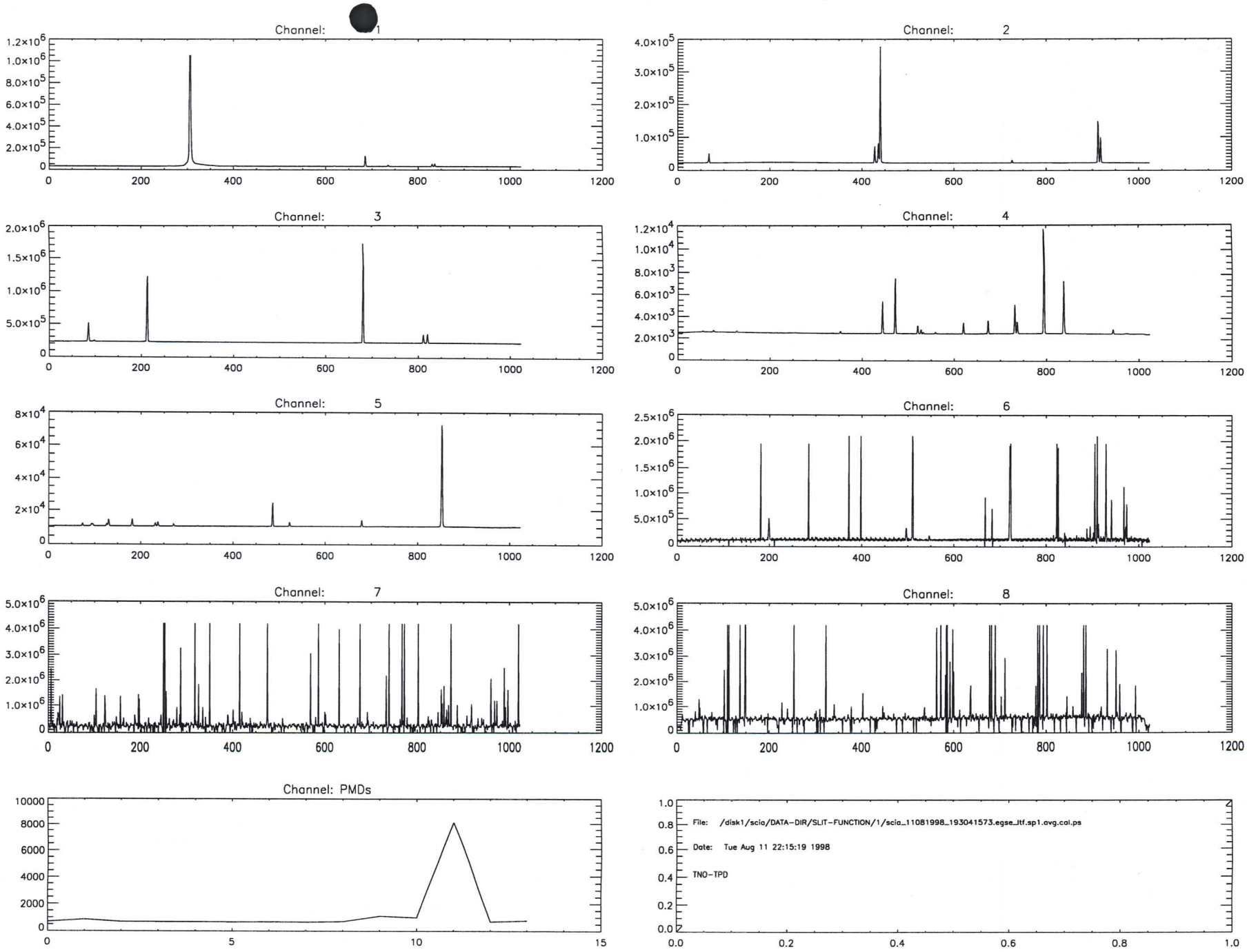
Channel: 1
Channel: 2
Channel: 3
Channel: 4
Channel: 5
Channel: 6
Channel: 7
Channel: 8
Channel: PMDs
File: /disk1/scia/DATA-DIR/SLIT-FUNCTION/1/scia_11081998_193041573.egse_ltf.sp1.avg.cal.ps
Date: Tue Aug 11 22:15:19 1998
TNO-TPD

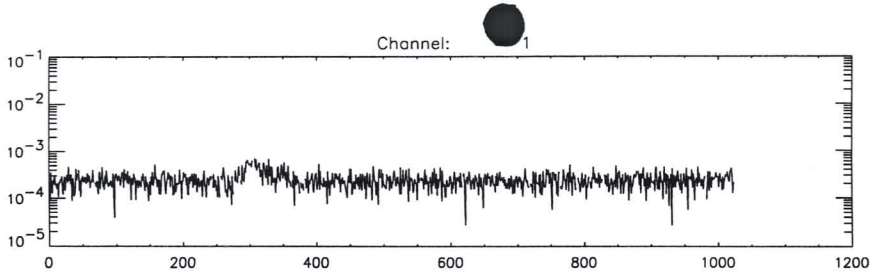
Channel: 1

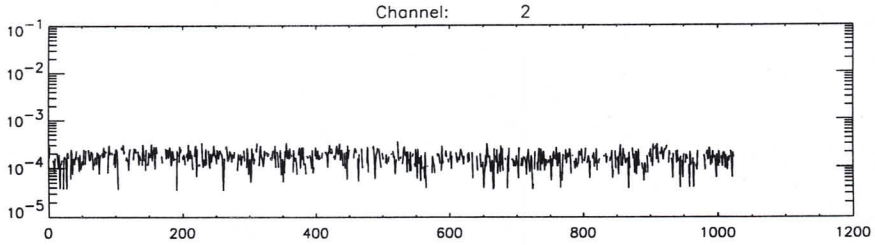
Channel: 2

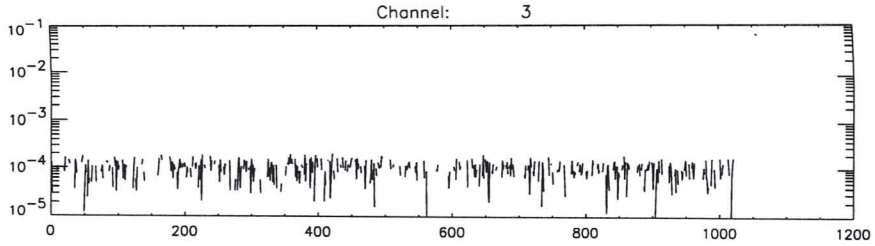
Channel: 3

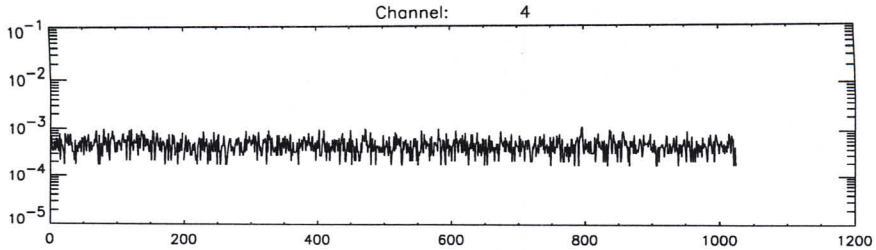
Channel: 4

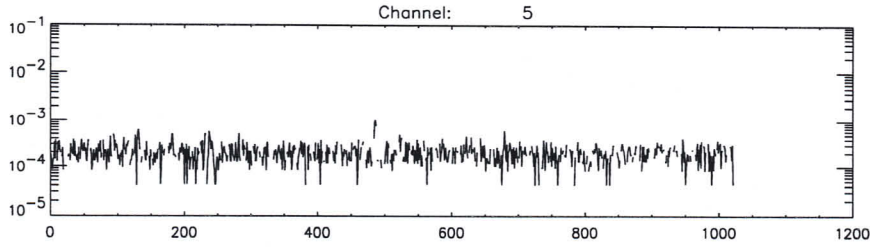
Channel: 5

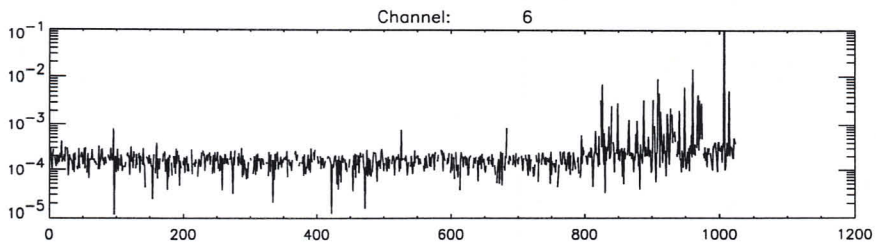
Channel: 6

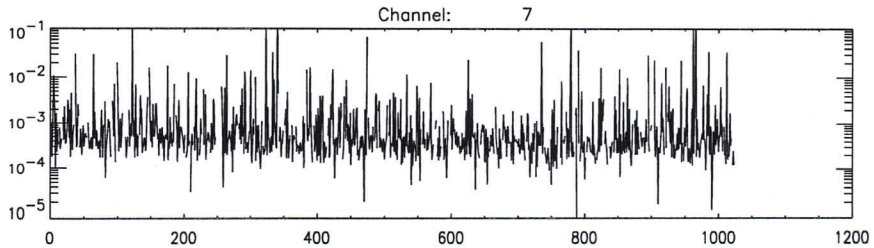
Channel: 7

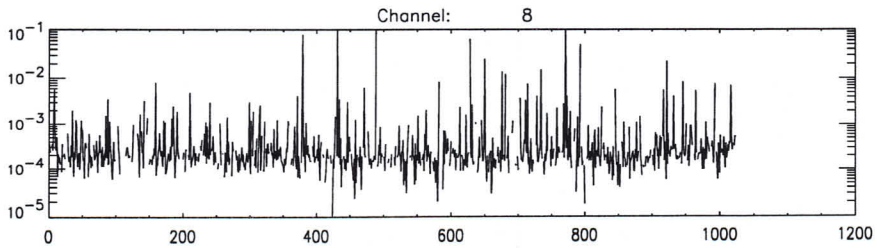
Channel: 8

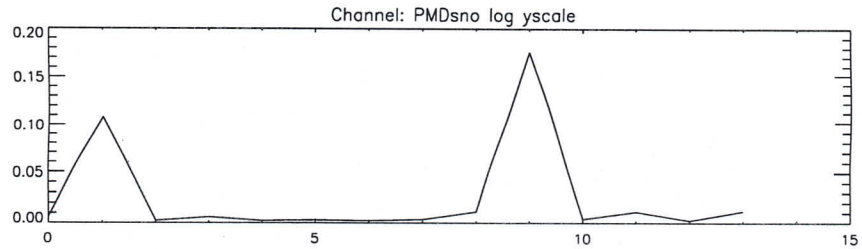
Channel: PMDsno log yscale

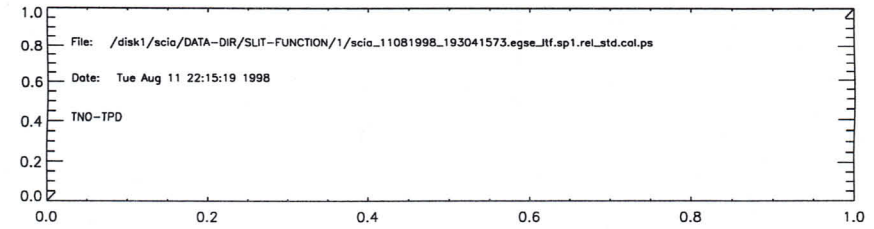
File: /disk1/scia/DATA-DIR/SLIT-FUNCTION/1/scia_11081998_193041573.egse_ltf.sp1.rel_std.cal.ps
Date: Tue Aug 11 22:15:19 1998
TNO-TPD

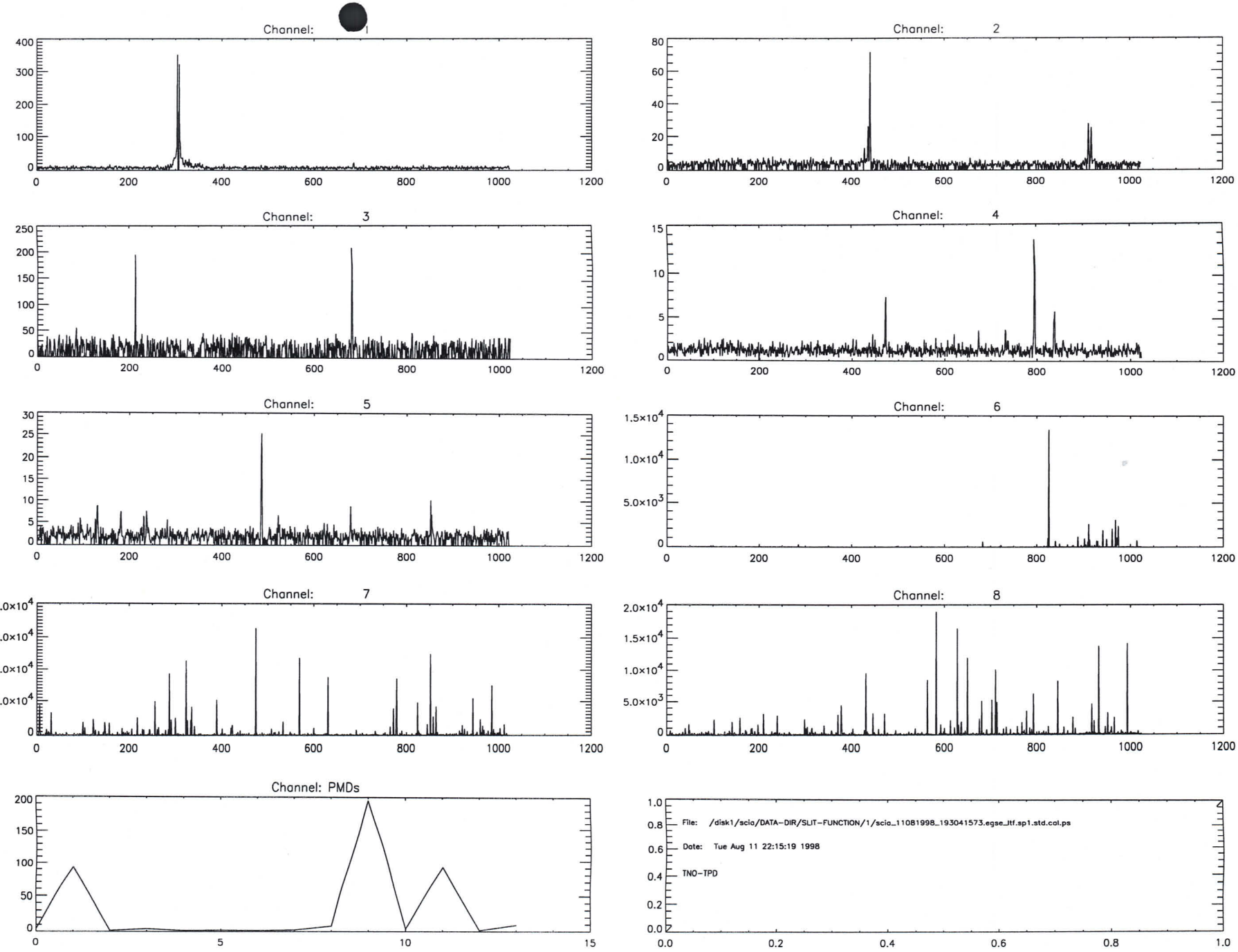
Channel: 1
Channel: 2
Channel: 3
Channel: 4
Channel: 5
Channel: 6
Channel: 7
Channel: 8
Channel: PMDs
File: /disk1/scia/DATA-DIR/SLIT-FUNCTION/1/scia_11081998_193041573.egse_itf.sp1.std.col.ps
Date: Tue Aug 11 22:15:19 1998
TNO-TPD

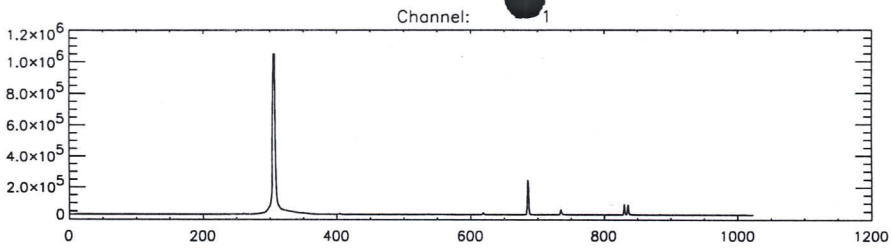
Channel: 1
1.2×10^6
1.0×10^6
8.0×10^5
6.0×10^5
4.0×10^5
2.0×10^5
0
0
200
400
600
800
1000
1200

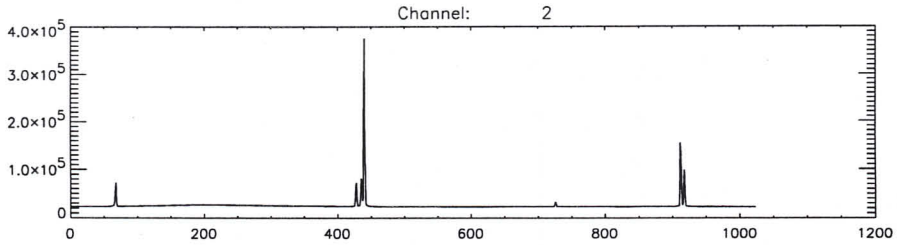
Channel: 2
4.0×10^5
3.0×10^5
2.0×10^5
1.0×10^5
0
0
200
400
600
800
1000
1200

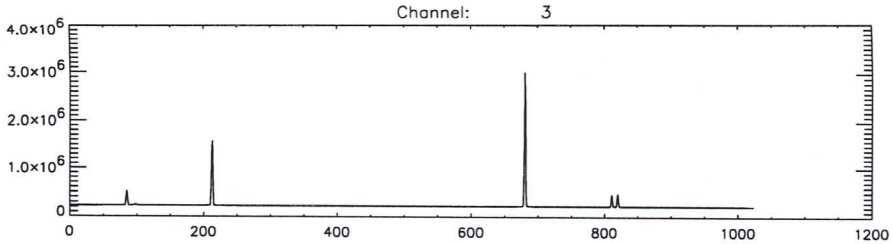
Channel: 3
4.0×10^6
3.0×10^6
2.0×10^6
1.0×10^6
0
0
200
400
600
800
1000
1200

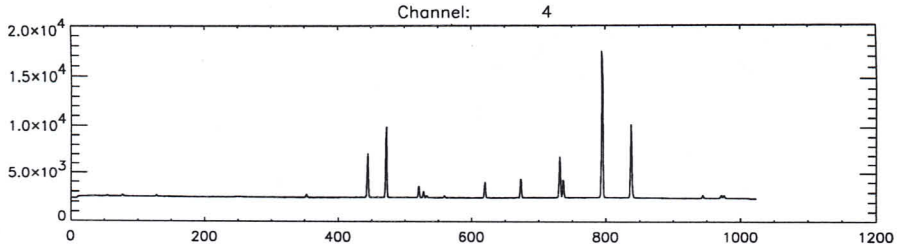
Channel: 4
2.0×10^4
1.5×10^4
1.0×10^4
5.0×10^3
0
0
200
400
600
800
1000
1200

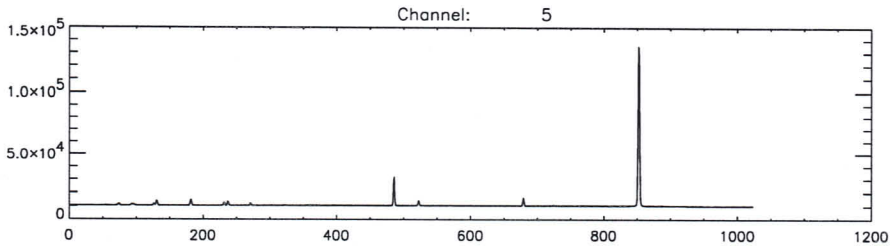
Channel: 5
1.5×10^5
1.0×10^5
5.0×10^4
0
0
200
400
600
800
1000
1200

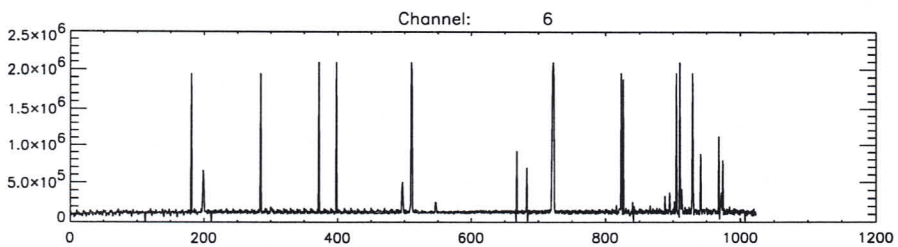
Channel: 6
2.5×10^6
2.0×10^6
1.5×10^6
1.0×10^6
5.0×10^5
0
0
200
400
600
800
1000
1200

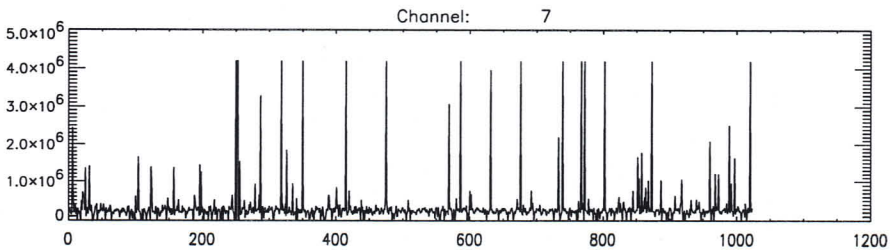
Channel: 7
5.0×10^6
4.0×10^6
3.0×10^6
2.0×10^6
1.0×10^6
0
0
200
400
600
800
1000
1200

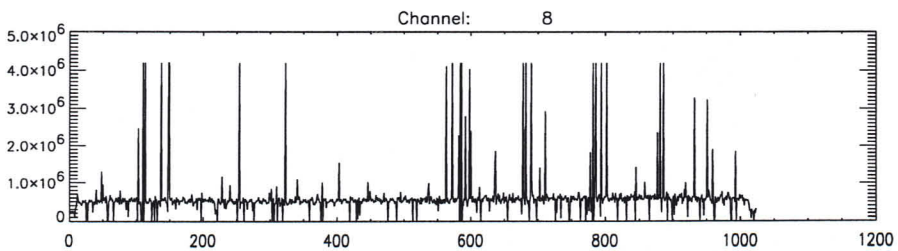
Channel: 8
5.0×10^6
4.0×10^6
3.0×10^6
2.0×10^6
1.0×10^6
0
0
200
400
600
800
1000
1200

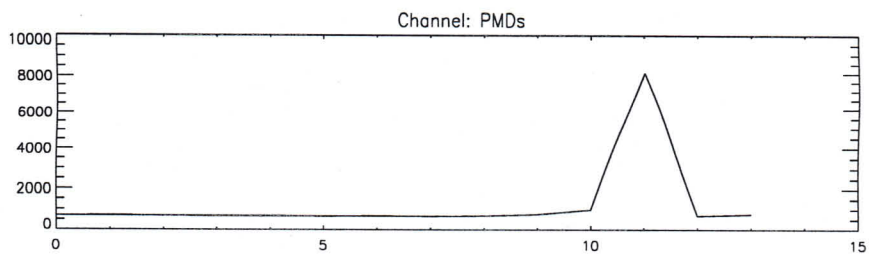
Channel: PMDs
10000
8000
6000
4000
2000
0
0
5
10
15

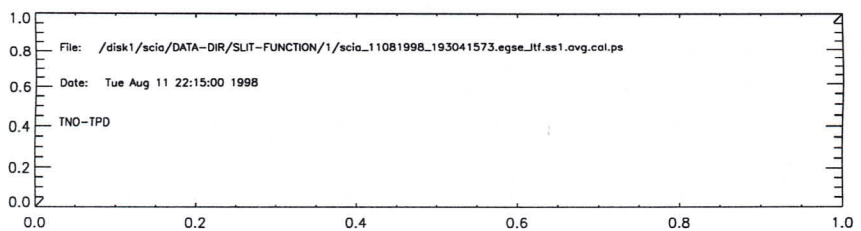
File: /disk1/scia/DATA-DIR/SLIT-FUNCTION/1/scia_11081998_193041573.egse_itf.ss1.avg.cal.ps
Date: Tue Aug 11 22:15:00 1998
TNO-TPD
1.0
0.8
0.6
0.4
0.2
0.0
0.0
0.2
0.4
0.6
0.8
1.0

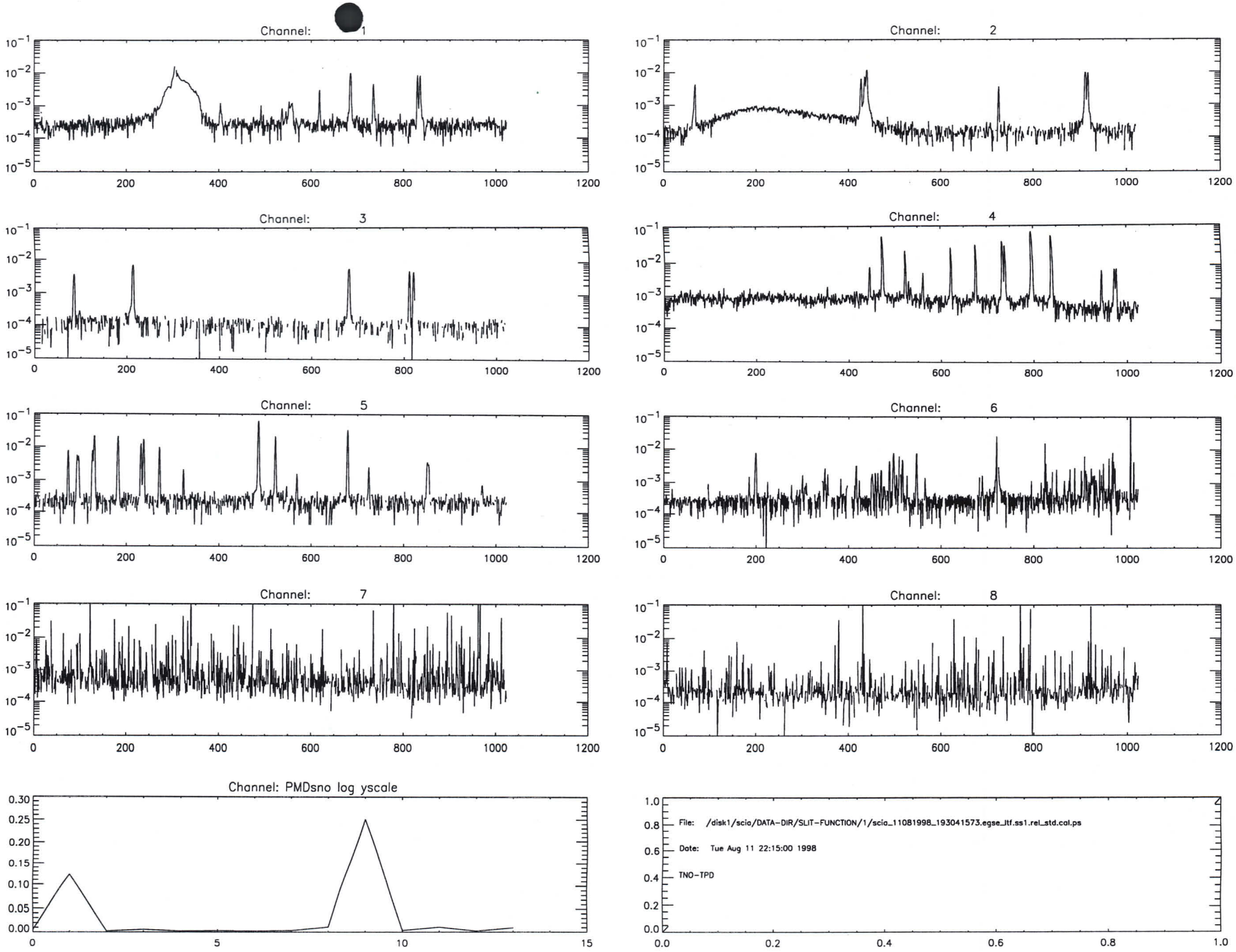
Channel: 1
Channel: 2
Channel: 3
Channel: 4
Channel: 5
Channel: 6
Channel: 7
Channel: 8
Channel: PMDsno log yscale
File: /disk1/scia/DATA-DIR/SLIT-FUNCTION/1/scia_11081998_193041573.egse_ltf.ss1.rel_std.cal.ps
Date: Tue Aug 11 22:15:00 1998
TNO-TPD

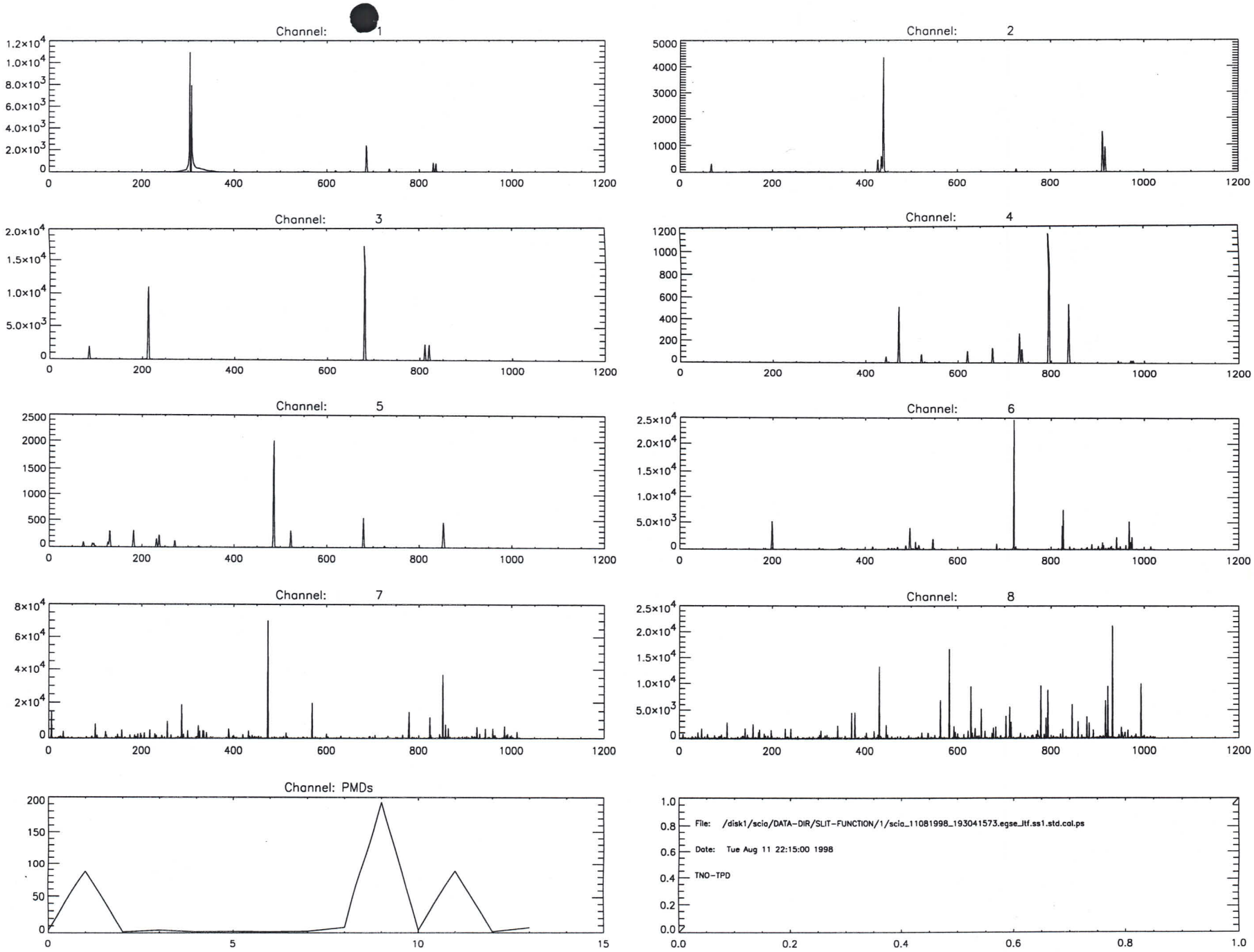
Channel: 1
Channel: 2
Channel: 3
Channel: 4
Channel: 5
Channel: 6
Channel: 7
Channel: 8
Channel: PMDs
File: /disk1/scia/DATA-DIR/SLIT-FUNCTION/1/scia_11081998_193041573.egse_ltf.ss1.std.cal.ps
Date: Tue Aug 11 22:15:00 1998
TNO-TPD

```
time       = Tue Aug 11 22:15:36 1998
batch      = du1
Start TOD = Tue 11-Aug-98 19:44:56
End   TOD = Tue 11-Aug-98 19:49:47
Processing= computation of average, standard dev. and rel.standard dev.
```

```
time       = Tue Aug 11 22:15:19 1998
patch      = sp1
Start TOD = Tue 11-Aug-98 19:38:29
End   TOD = Tue 11-Aug-98 19:44:56
Processing= computation of average, standard dev. and rel.standard dev.
```

```
time       = Tue Aug 11 22:15:00 1998
batch      = ss1
Start TOD = Tue 11-Aug-98 19:31:40
End   TOD = Tue 11-Aug-98 19:38:29
Processing= computation of average, standard dev. and rel.standard dev.
```

Slitfunction extern

STEP	ACTION	RESULT	MARKER
Intro	Your name: Date:	Gerard Otter 12-8-98	
	What's the name of the (main) data input files generated by the EGSE? `(*.dat)`	scia_11081998_193041573	(A)
	Setup a three-window configuration on your SUN.		See course descr.

Cnstr directory	`cd ~/DATA-DIR/SLS ; ls -l`
	highest number in directory?
	New directory: `mkdir <B+1>`
	`ls -l`
	What's now the highest number in directory?
	<C> should be <B> + 1
		0
		1
		Y / N
			Note: In window DATA-DIR
			(B)
			(C)

	directory name is:	~/DATA-DIR/SLIT-FUNCTION/5	(DIR-NAME)
Copy data	See Analysis sheet: Transfer Data File	(Y) / N	In DATA-DIR window
Cnstr EGSE_LTF	`cal_raw2ltf .` (Error messages are not necessarily fatal; check with SOLAN --in solan window-- whether output file is okay: there should be a signal present, and `dremark1` labels should be filled) `ls -l *.egse_ltf` What's the name of the egse_ltf file <D> should be <A>.egse_ltf	scia_11081998_193041573 (Y) / N	Note: In window DATA-DIR; ***don't forget the dot !!!*** *May take more than 15 mins.* (D)
Cnstr CAL files	`idl run_averscia` (and select file <D> when asked)		Note: In window IDL
Check CAL files	Dark files: `ls -l *du*.avg.cal`		In DATA-DIR window
	size:	146k	should be approx 150kb
	White light file:		

Dremark1 labels start either with 'su' or with 'pu'. We have shown here the 'su' case. should be approx 150kb

```
ls -l *su*.avg.cal
```

size: 146k

Note: all files should be present, if not:
(a) Check file <D> using SOLAN and check whether DU, SU labels are present in dremark1 labels
(b) Check if enough disk space is available (Unix command `df -k | more`).

Print postscript

```
lpr -P<printer>
*[ds]u*.avg.cal.ps
```

Contents dark file `*DU*.cal.ps` should be approx. constant within channels: s[sip] (Y) / N

Contents file `*su*.avg.cal.ps` should contain peak signals in corresponding channel (possibly, cannot be seen in channels 7 and 8): (Y) / N

Contents of `*rel_std*.ps` files should be smaller than 0.01 (pixel 300 -- 800) for all channels. (Y) / N
If not, value is:

Add postscript images to logbook, done (Y) / N

Print logfiles `cat *.log | lpr -P<printer>`

Add logfiles to logbook, done (Y) / N

Slit processing — do this for SS-light file and for Sp-light file.

Run Slit `idl do_slitfunction` *)

In IDL window

The procedure asks you whether you want to generate postscript files for a certain approximation function (be sure if you say yes, the function is computed by the slit function program!!!)

*) do_slit_hgar if HgAR lamp used ⇐ this one is used
do_slit_xe if Xe lamp used
do_slit_ptcrne if PtCrNe lamp used

Check slit	`ls -l *.ps`		In DATA-DIR window
	Size of file `*.ps`	almost 2 Mb	should be approx a few kilobytes
CheckSlit visually	lpr -P<printer) *.gaus add to logbook. `lpr -P<printer> *.ps` Approximated function should "follow" the measured peaks.	(Y) / N	
	Add postscript images to logbook, done	(Y) / N	
Print logfiles	`lpr -P<printer> *.log` Add logfiles to logbook, done	(Y) / N	
Back up	Create 3 sets of backup CDs of directory <DIR-NAME> (One CD has a capacity of 600 Mbytes, the UNIX command `/usr/bin/du -k .` gives the number of kilo bytes in the current directory). Name of backup CDs		See analysis sheet BackUp
Sign:	Name	Gerard Otter	
	Date and time	4-A-1998 3:45	
	Signature		

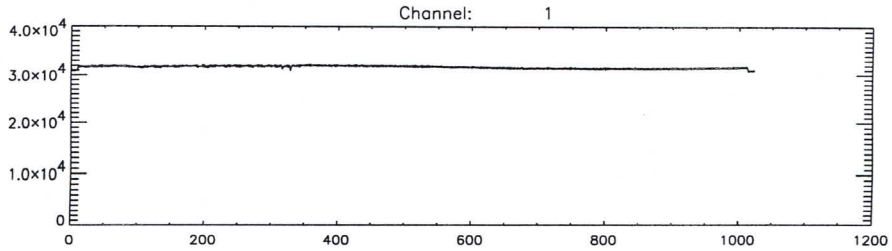
Channel: 1
4.0x10^4
3.0x10^4
2.0x10^4
1.0x10^4
0
0
200
400
600
800
1000
1200

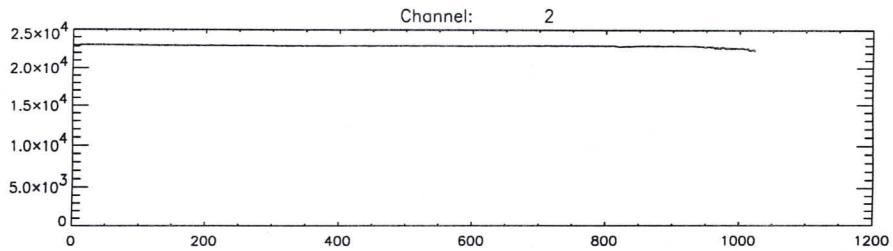
Channel: 2
2.5x10^4
2.0x10^4
1.5x10^4
1.0x10^4
5.0x10^3
0
0
200
400
600
800
1000
1200

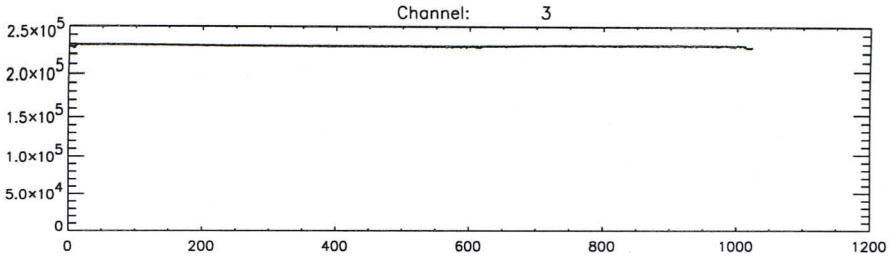
Channel: 3
2.5x10^5
2.0x10^5
1.5x10^5
1.0x10^5
5.0x10^4
0
0
200
400
600
800
1000
1200

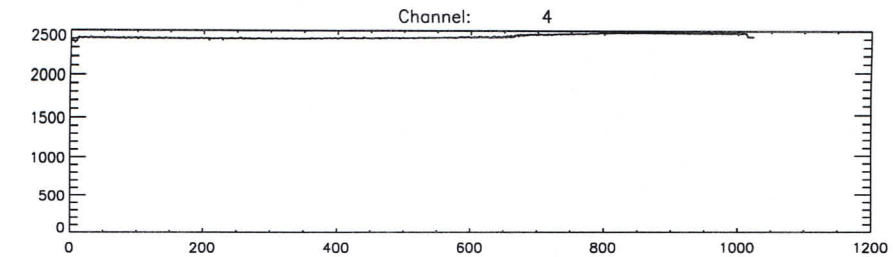
Channel: 4
2500
2000
1500
1000
500
0
0
200
400
600
800
1000
1200

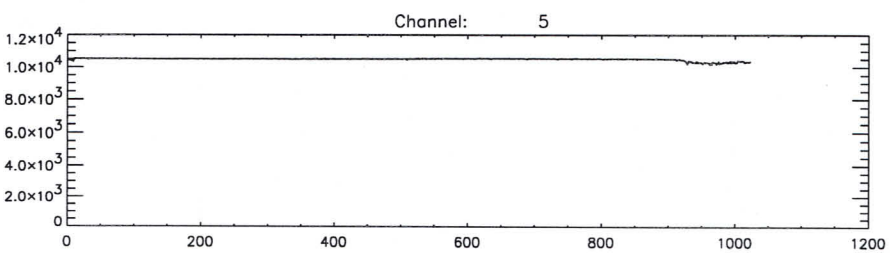
Channel: 5
1.2x10^4
1.0x10^4
8.0x10^3
6.0x10^3
4.0x10^3
2.0x10^3
0
0
200
400
600
800
1000
1200

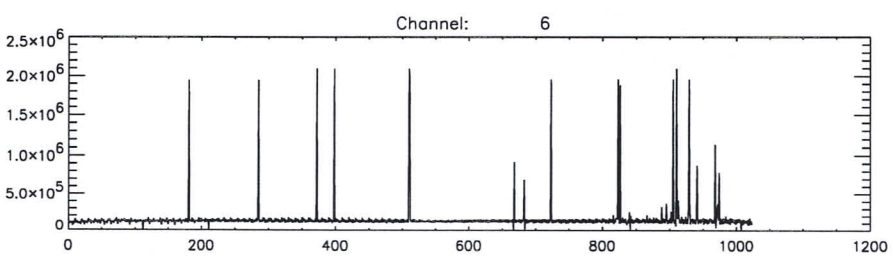
Channel: 6
2.5x10^6
2.0x10^6
1.5x10^6
1.0x10^6
5.0x10^5
0
0
200
400
600
800
1000
1200

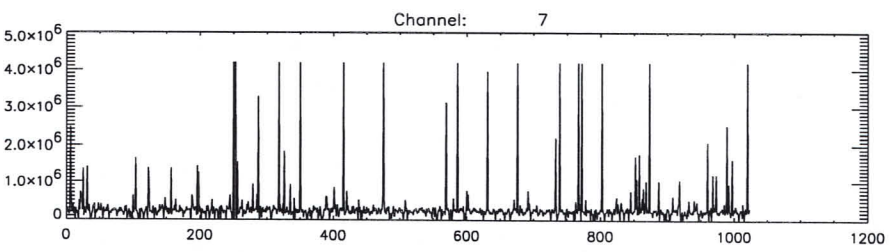
Channel: 7
5.0x10^6
4.0x10^6
3.0x10^6
2.0x10^6
1.0x10^6
0
0
200
400
600
800
1000
1200

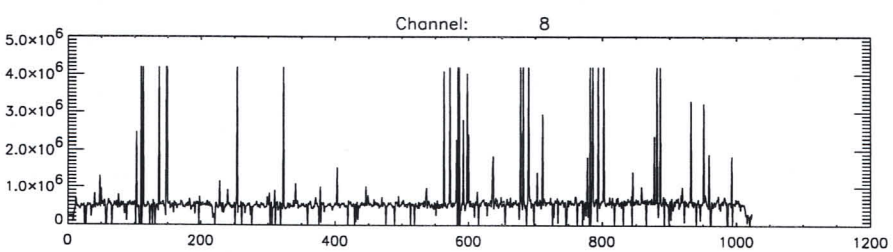
Channel: 8
5.0x10^6
4.0x10^6
3.0x10^6
2.0x10^6
1.0x10^6
0
0
200
400
600
800
1000
1200

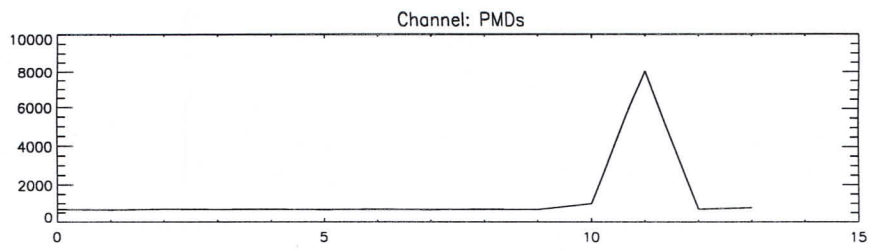
Channel: PMDs
10000
8000
6000
4000
2000
0
0
5
10
15

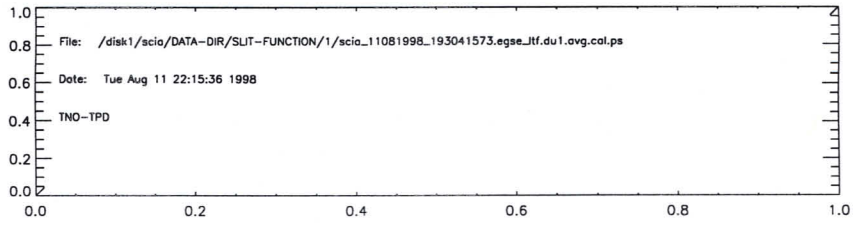
File: /disk1/scia/DATA-DIR/SLIT-FUNCTION/1/scia_11081998_193041573.egse_ltf.du1.avg.cal.ps
Date: Tue Aug 11 22:15:36 1998
TNO-TPD
1.0
0.8
0.6
0.4
0.2
0.0
0.0
0.2
0.4
0.6
0.8
1.0

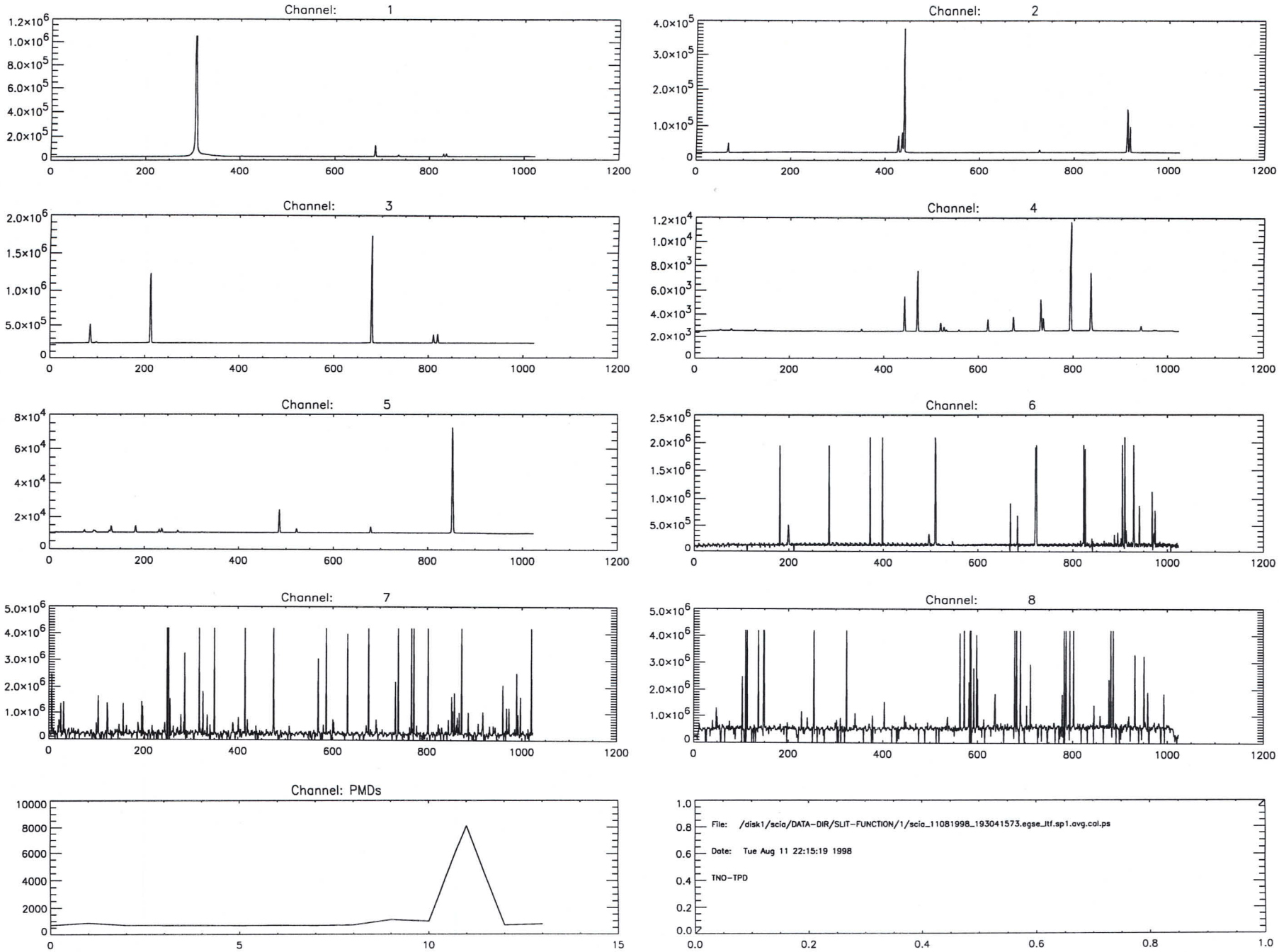
Channel: 1
Channel: 2
Channel: 3
Channel: 4
Channel: 5
Channel: 6
Channel: 7
Channel: 8
Channel: PMDs
File: /disk1/scia/DATA-DIR/SLIT-FUNCTION/1/scia_11081998_193041573.egse_itf.sp1.avg.cal.ps
Date: Tue Aug 11 22:15:19 1998
TNO-TPD

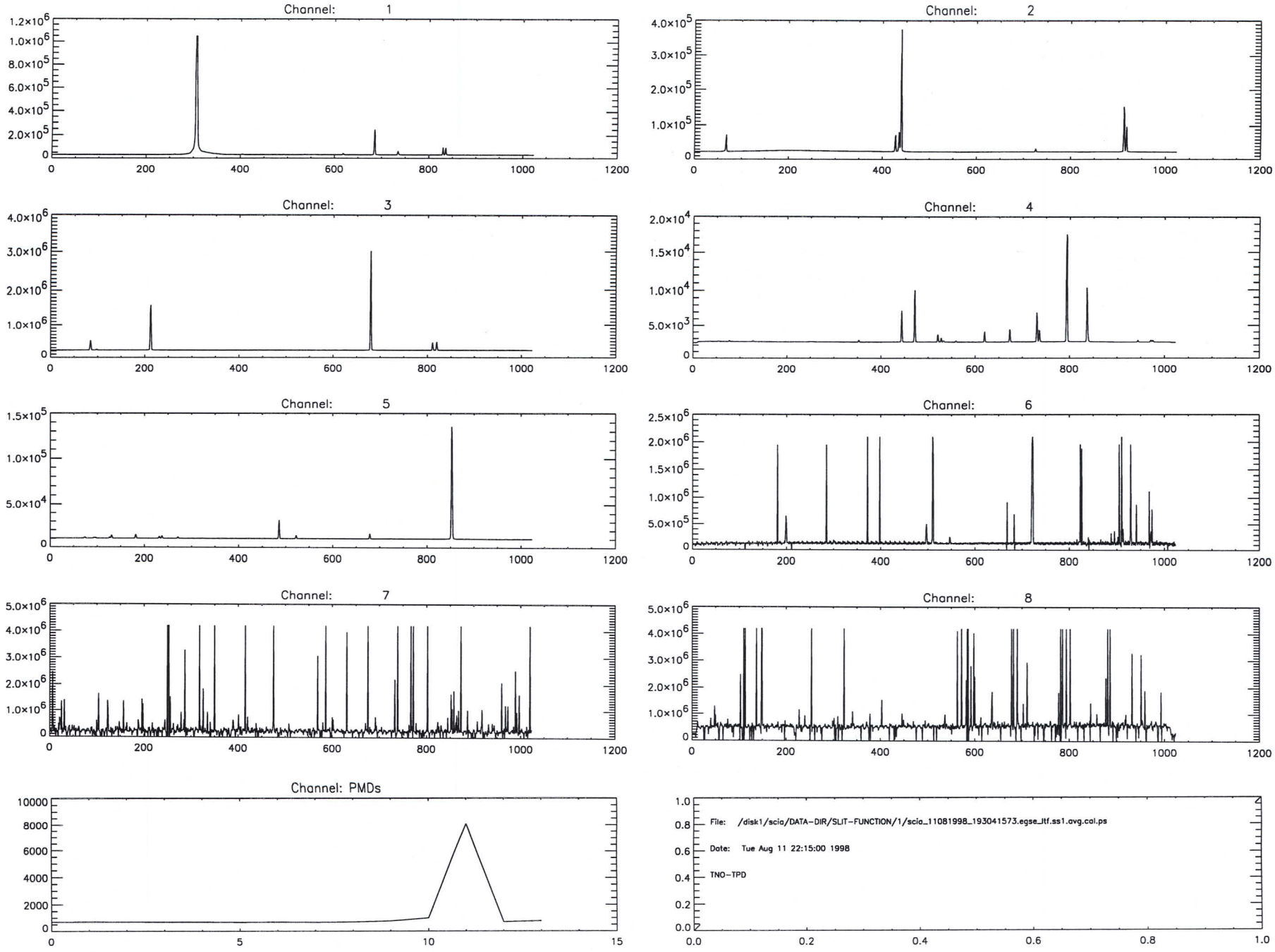
Channel: 1
Channel: 2
Channel: 3
Channel: 4
Channel: 5
Channel: 6
Channel: 7
Channel: 8
Channel: PMDs
File: /disk1/scia/DATA-DIR/SLIT-FUNCTION/1/scia_11081998_193041573.egse_itf.ss1.avg.cal.ps
Date: Tue Aug 11 22:15:00 1998
TNO-TPD

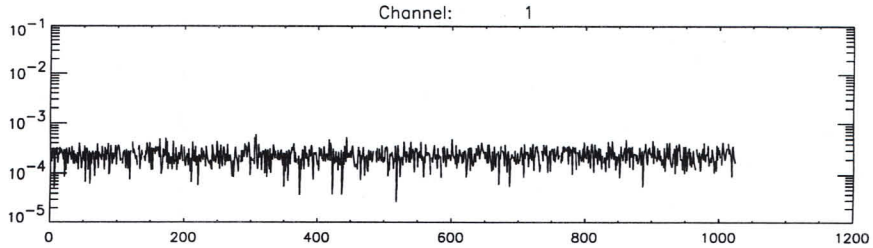
Channel: 1

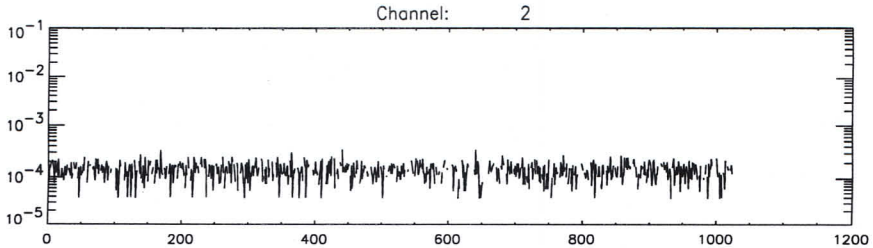
Channel: 2

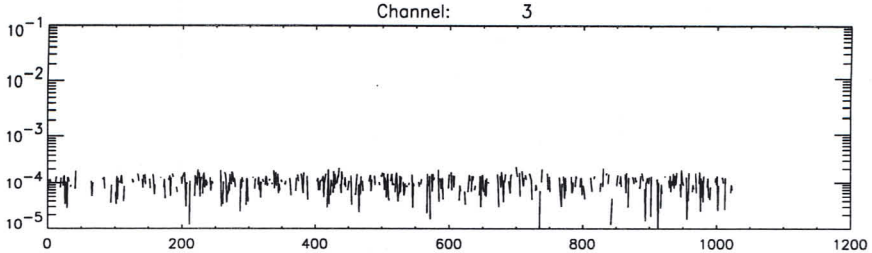
Channel: 3

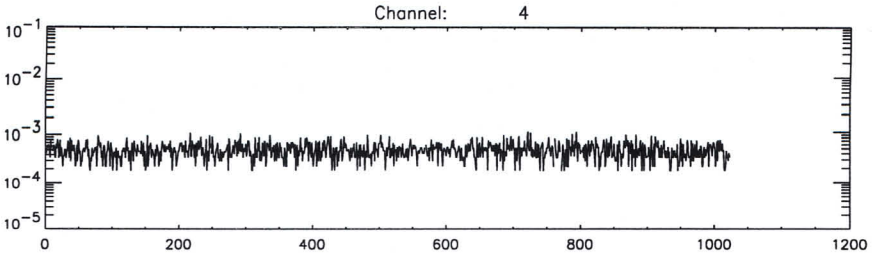
Channel: 4

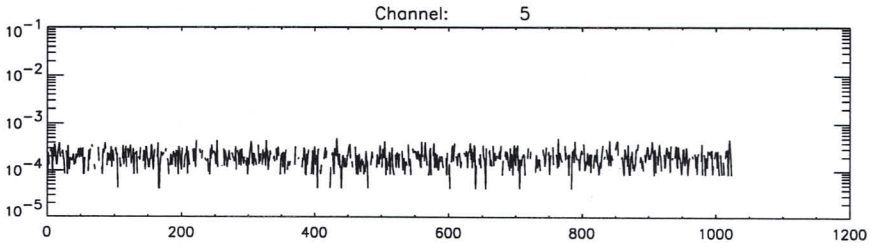
Channel: 5

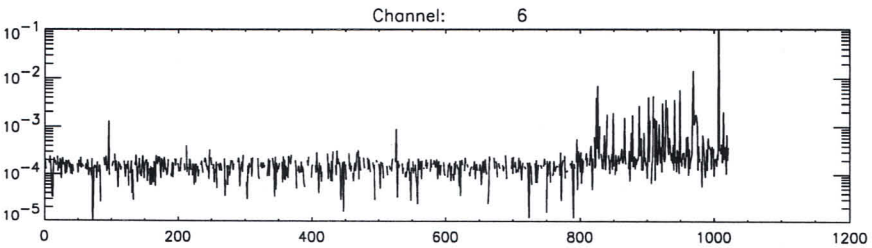
Channel: 6

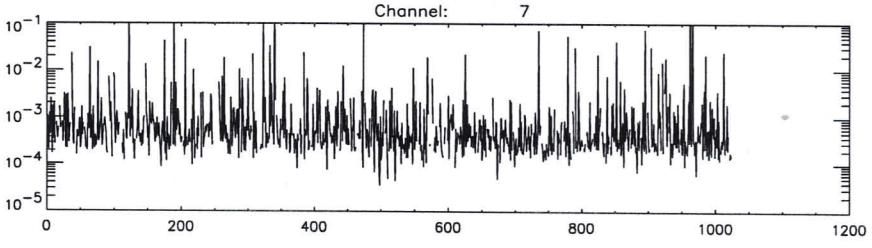
Channel: 7

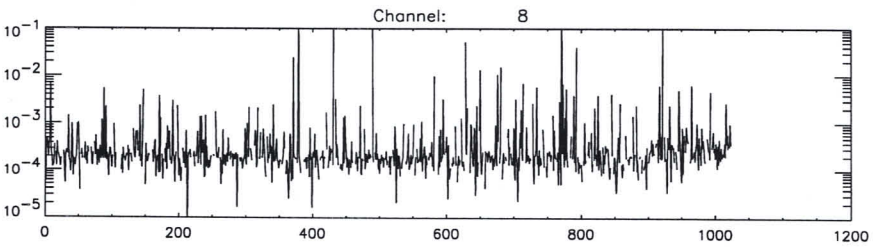
Channel: 8

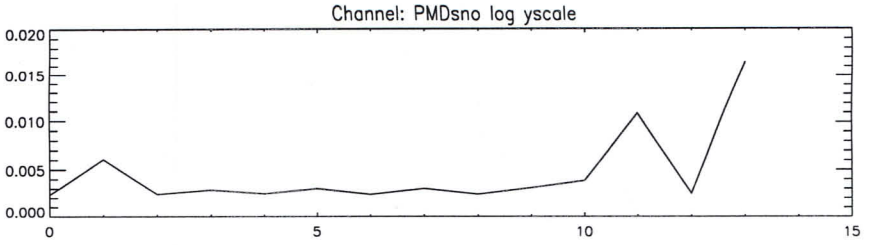
Channel: PMDsno log yscale

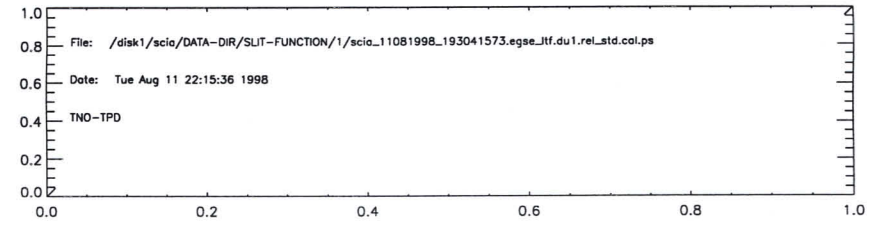
File: /disk1/scia/DATA-DIR/SLIT-FUNCTION/1/scia_11081998_193041573.egse_ltf.du1.rel_std.cal.ps
Date: Tue Aug 11 22:15:36 1998
TNO-TPD

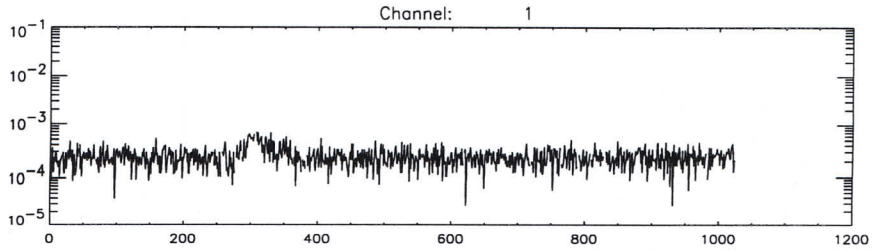
Channel: 1

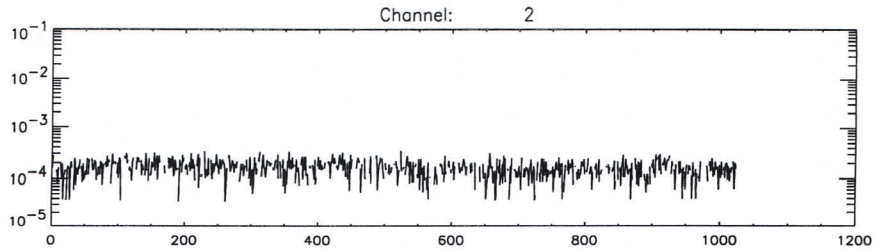
Channel: 2

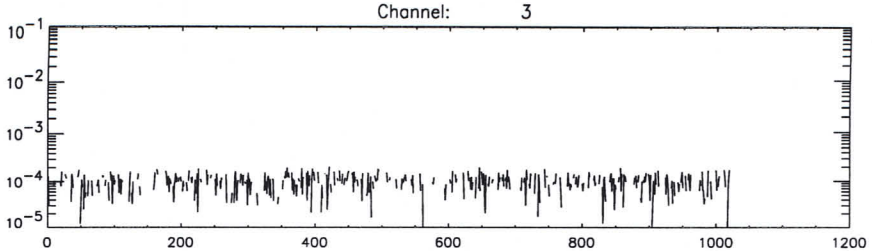
Channel: 3

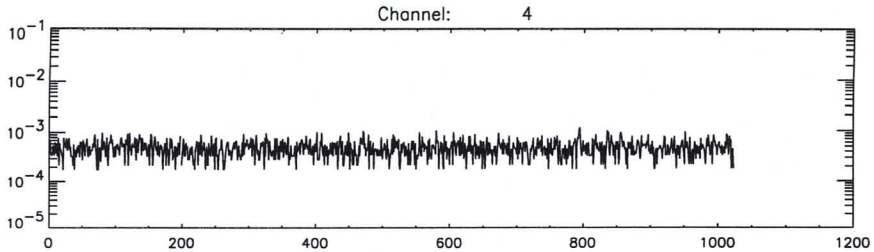
Channel: 4

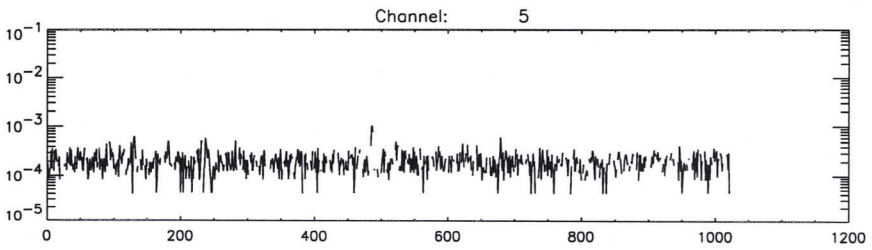
Channel: 5

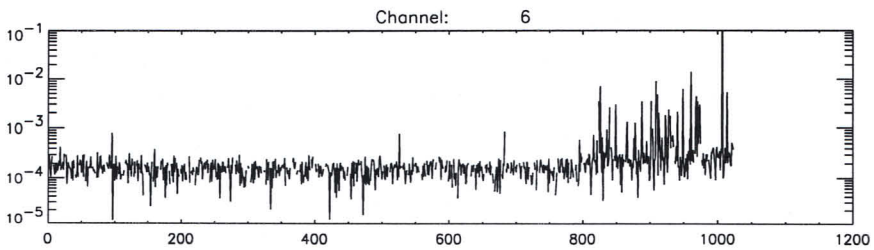
Channel: 6

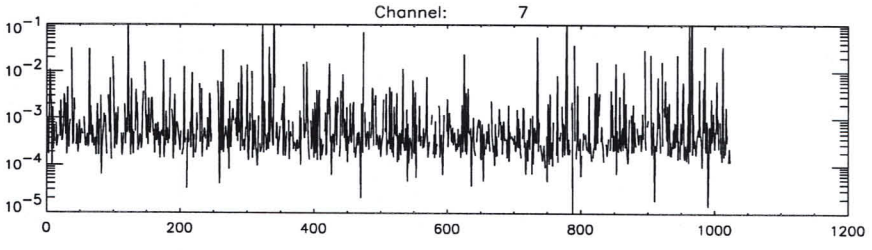
Channel: 7

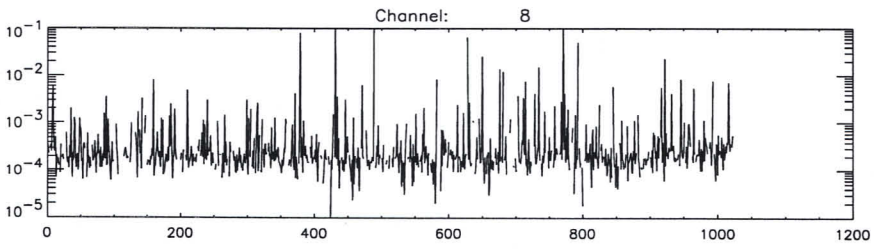
Channel: 8

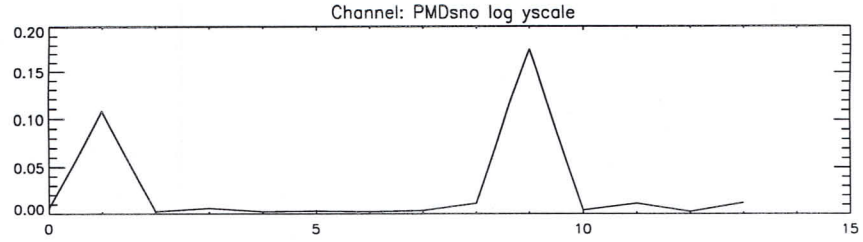
Channel: PMDsno log yscale

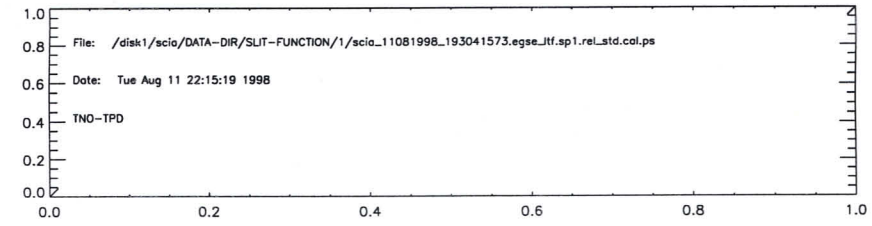
File: /disk1/scia/DATA-DIR/SLIT-FUNCTION/1/scia_11081998_193041573.egse_itf.sp1.rel_std.col.ps
Date: Tue Aug 11 22:15:19 1998
TNO-TPD

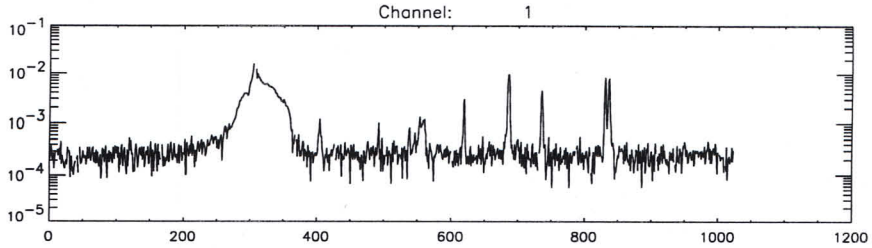
Channel: 1

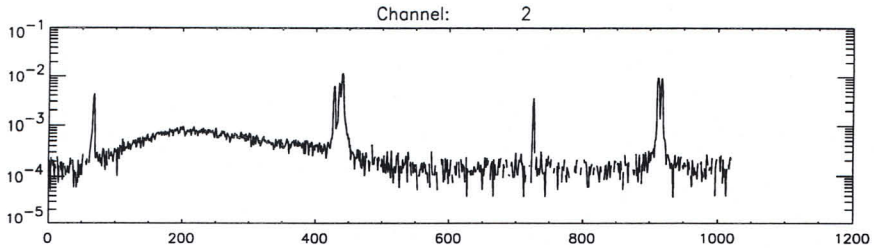
Channel: 2

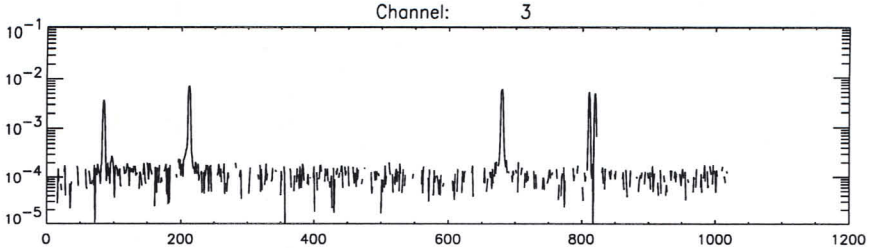
Channel: 3

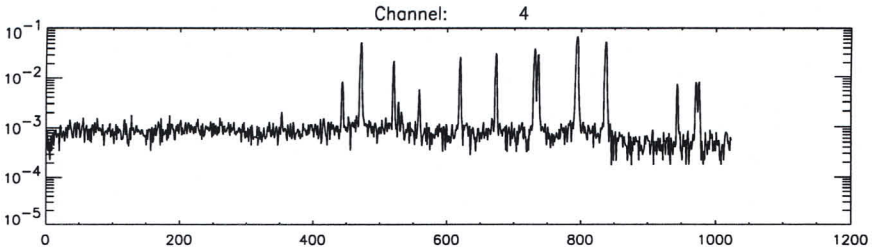
Channel: 4

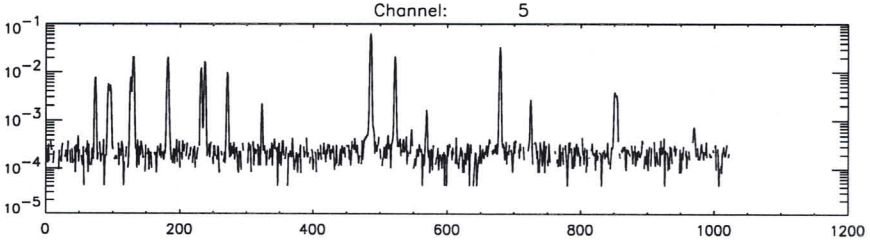
Channel: 5

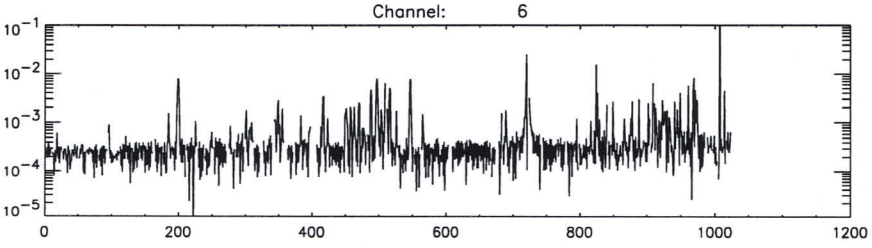
Channel: 6

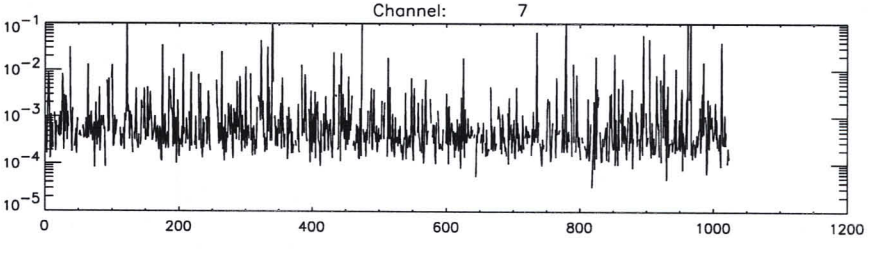
Channel: 7

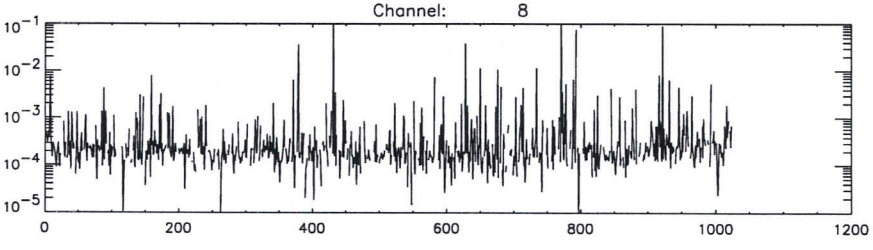
Channel: 8

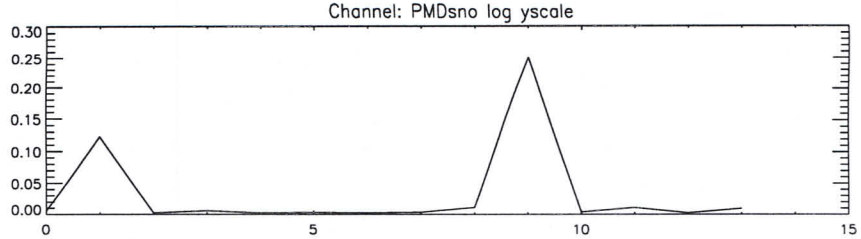
Channel: PMDsno log yscale

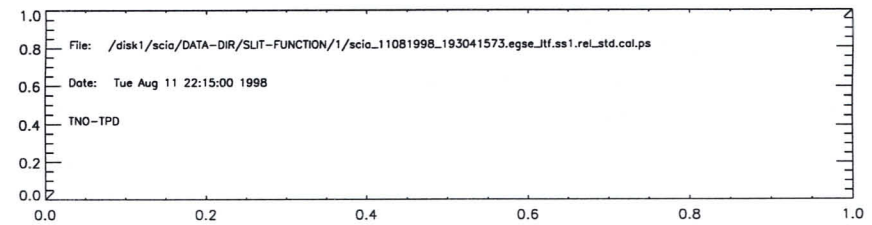
File: /disk1/scia/DATA-DIR/SLIT-FUNCTION/1/scia_11081998_193041573.egse_itf.ss1.rel_std.cal.ps
Date: Tue Aug 11 22:15:00 1998
TNO-TPD

Version: 0.1
Input files:

/disk1/scia/DATA-DIR/SLIT-FUNCTION/1/scia_11081998_193041573.egse_ltf.du1.avg.
 and

/disk1/scia/DATA-DIR/SLIT-FUNCTION/1/scia_11081998_193041573.egse_ltf.sp1.avg.
Action:
Spectral calibration
PPG correction filename used: /disk1/scia/DATA-DIR/CORR/latest/ppg.cal
ETALON correction filename used: /disk1/scia/DATA-DIR/CORR/latest/etalon.cal
PIXEL correction filename used: /disk1/scia/DATA-DIR/CORR/latest/dead_bad.pix
WL correction filename used: /disk1/scia/DATA-DIR/CORR/latest/wl.data
STRAYLIGHT correction filename used: /disk1/scia/DATA-DIR/CORR/latest/stray.da
Coefficients in files /disk1/scia/DATA-DIR/SLIT-FUNCTION/1/scia_11081998_19304
Processing time: Wed Aug 12 00:00:23 1998
Output file name:
/disk1/scia/DATA-DIR/SLIT-FUNCTION/1/scia_11081998_193041573.egse_ltf.du1.avg.
time   = Tue Aug 11 22:15:36 1998
batch   = du1
Start TOD = Tue 11-Aug-98 19:44:56
End   TOD = Tue 11-Aug-98 19:49:47
Processing= computation of average, standard dev. and rel.standard dev.
time   = Tue Aug 11 22:15:19 1998
batch   = sp1
Start TOD = Tue 11-Aug-98 19:38:29
End   TOD = Tue 11-Aug-98 19:44:56
Processing= computation of average, standard dev. and rel.standard dev.
time   = Tue Aug 11 22:15:00 1998
batch   = ss1
Start TOD = Tue 11-Aug-98 19:31:40
End   TOD = Tue 11-Aug-98 19:38:29
Processing= computation of average, standard dev. and rel.standard dev.

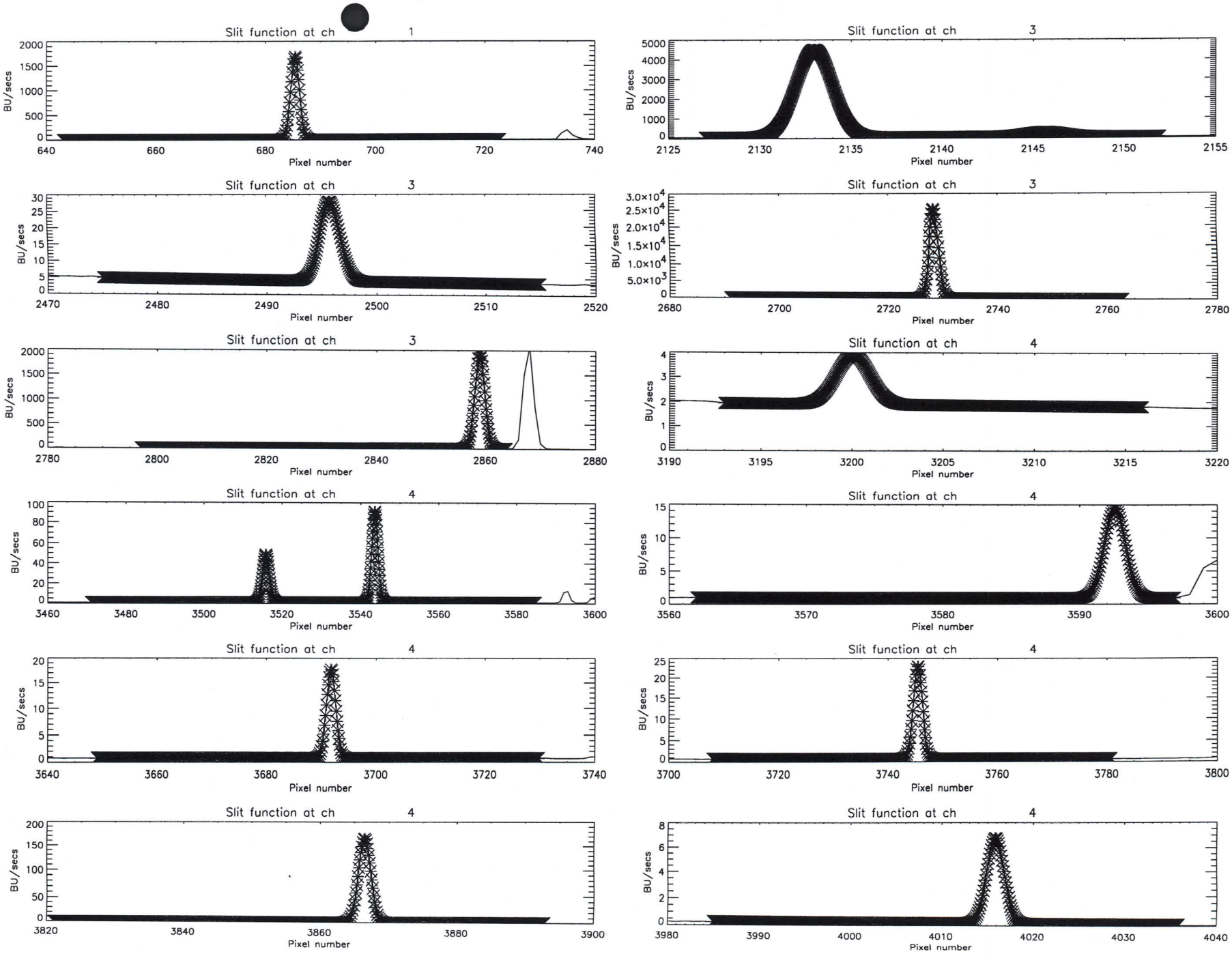
Slit function at ch 1
BU/secs
Pixel number
Slit function at ch 3
BU/secs
Pixel number
Slit function at ch 3
BU/secs
Pixel number
Slit function at ch 3
BU/secs
Pixel number
Slit function at ch 3
BU/secs
Pixel number
Slit function at ch 4
BU/secs
Pixel number
Slit function at ch 4
BU/secs
Pixel number
Slit function at ch 4
BU/secs
Pixel number
Slit function at ch 4
BU/secs
Pixel number
Slit function at ch 4
BU/secs
Pixel number
Slit function at ch 4
BU/secs
Pixel number

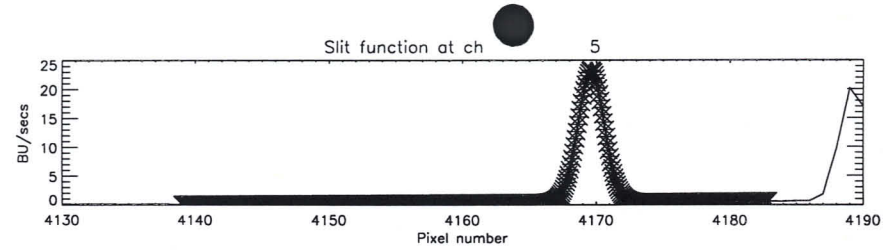
Slit function at ch 5
BU/secs
Pixel number

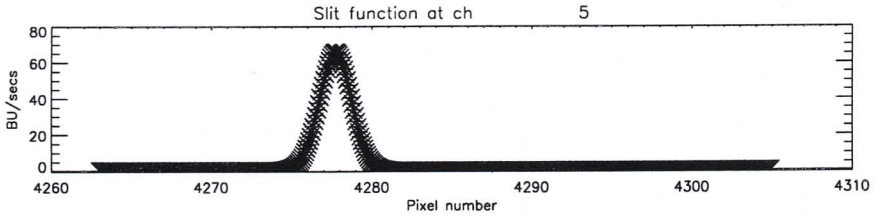
Slit function at ch 5
BU/secs
Pixel number

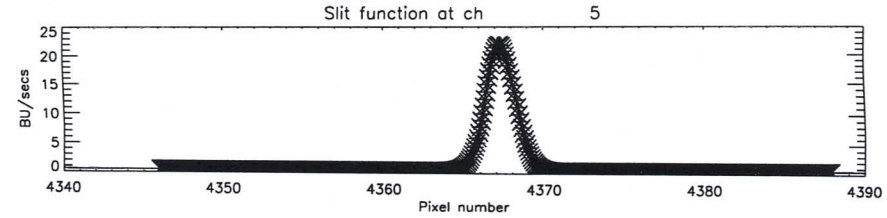
Slit function at ch 5
BU/secs
Pixel number

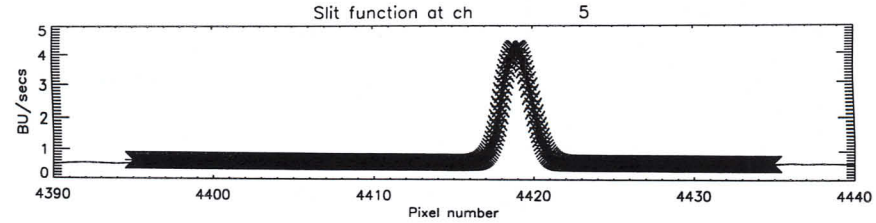
Slit function at ch 5
BU/secs
Pixel number

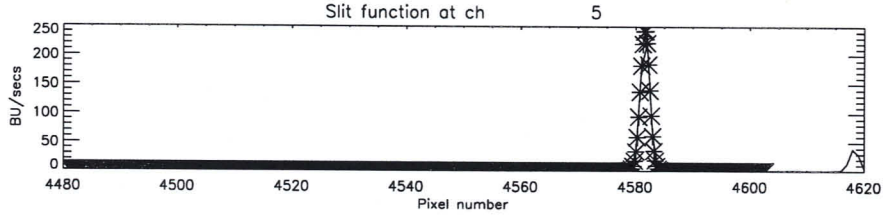
Slit function at ch 5
BU/secs
Pixel number

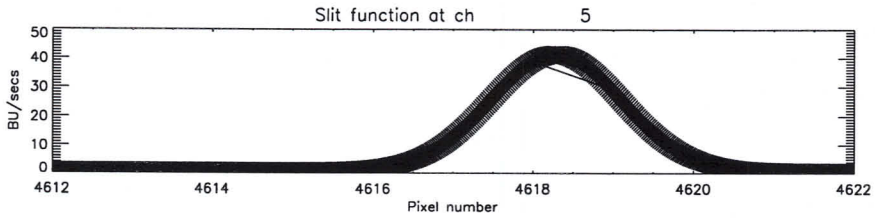
Slit function at ch 5
BU/secs
Pixel number

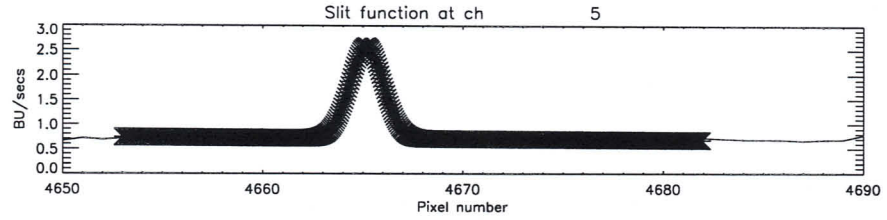
Slit function at ch 5
BU/secs
Pixel number

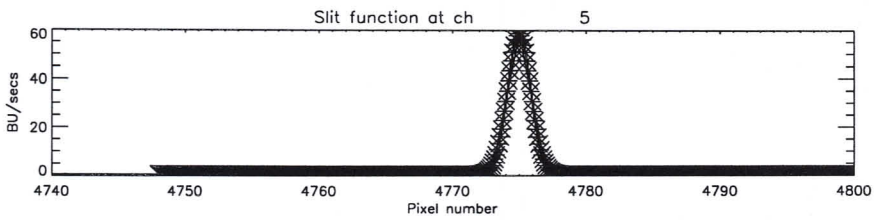
Slit function at ch 5
BU/secs
Pixel number

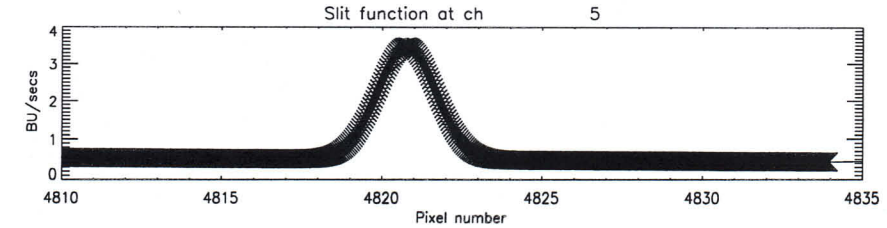
Slit function at ch 5
BU/secs
Pixel number

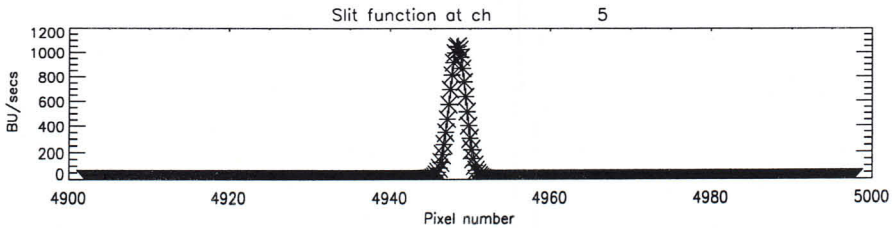
Slit function at ch 5
BU/secs
Pixel number

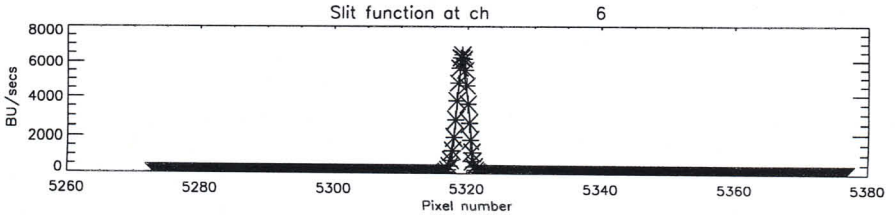
Slit function at ch 6
BU/secs
Pixel number

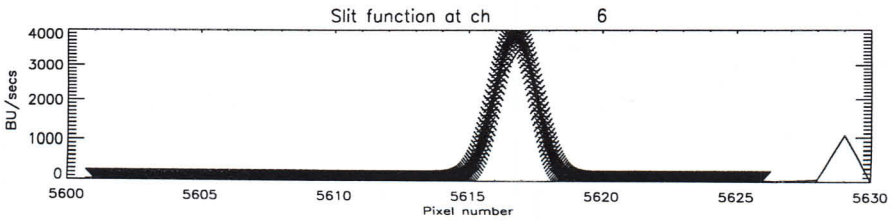
Slit function at ch 6
BU/secs
Pixel number

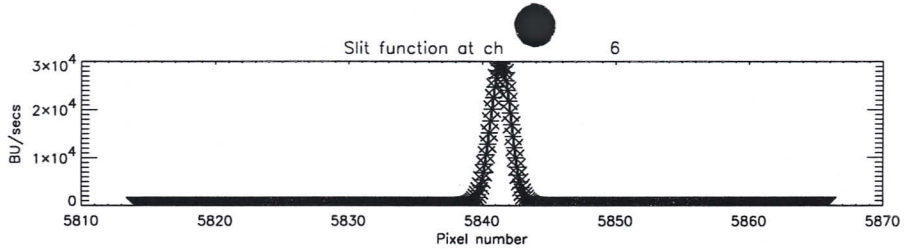
Slit function at ch 6
BU/secs
3×10^4
2×10^4
1×10^4
0
5810
5820
5830
5840
5850
5860
5870
Pixel number

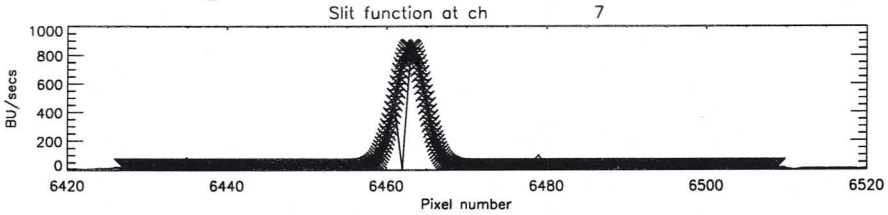
Slit function at ch 7
BU/secs
1000
800
600
400
200
0
6420
6440
6460
6480
6500
6520
Pixel number

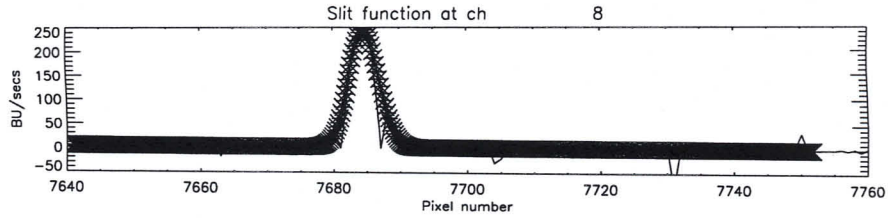
Slit function at ch 8
BU/secs
250
200
150
100
50
0
−50
7640
7660
7680
7700
7720
7740
7760
Pixel number

channel number : 1
1 lines used

296.8144	686.00	685	685.4185	1682.6418	1.8161	13.6317	-0.01

channel number : 2
1 lines used

334.2437	723.00	725	725.9268	132.6319	1.8621	2.5019	-0.00

channel number : 3
5 lines used

404.7699	86.00	85	84.9762	4461.6853	2.3405	100.3301	-0.58
407.8977	99.00	98	97.6678	226.5573	2.4190	96.9502	-0.44
491.7438	449.00	448	447.7608	23.6843	2.1205	20.1393	-0.03
546.2254	681.00	680	680.2907	25126.9368	1.9500	19.4711	-0.01
577.1196	812.00	811	810.9440	1956.4146	2.0792	-16.3488	0.02

channel number : 4
8 lines used

623.6121	129.00	128	128.0524	1.9956	2.1434	2.6271	-0.00
690.9422	445.00	444	443.8784	47.5643	1.9441	0.0513	0.00
696.7349	473.00	472	471.6280	89.9955	1.8163	2.6367	-0.00
706.9163	522.00	521	520.5762	13.5808	1.7857	2.3452	-0.00
727.4937	621.00	620	619.8007	17.0068	1.9188	1.1788	-0.00
738.6011	675.00	673	673.4423	22.2977	1.8882	0.9902	-0.00
763.7205	796.00	794	794.4757	165.2660	2.0484	0.9562	-0.00
795.0359	945.00	944	943.8865	6.6546	2.1412	4.0877	-0.00

channel number : 5
10 lines used

795.0359	75.00	74	73.6367	22.8267	2.2440	-0.4219	0.01
826.6791	184.00	182	181.7399	65.3897	2.3053	0.6721	-0.00
852.3780	274.00	271	271.2905	21.4038	2.1044	0.3324	0.00
867.0322	325.00	323	322.9895	3.5885	2.0087	1.0656	-0.00
912.5468	488.00	486	485.6563	244.0349	1.8823	-0.0276	0.00
922.7028	525.00	522	522.2861	40.5961	1.9409	6.5618	-0.01
935.6784	572.00	569	569.1718	1.8645	1.9550	1.8907	-0.00
966.0432	682.00	679	678.9870	58.2456	2.0282	1.4347	-0.00
978.7184	727.00	725	724.7600	2.9869	2.0894	3.5915	-0.00
1014.2527	855.00	852	852.4174	1053.7129	2.3606	3.7959	-0.00

channel number : 6
3 lines used

1129.0489	197.00	199	199.1578	6391.4970	1.8553	22.7841	-0.05
1357.3919	495.00	497	496.7207	3915.2896	1.6778	255.0281	-0.45
1529.9998	720.00	721	721.3873	29648.8223	1.7618	-74.5525	0.14

channel number : 7
1 lines used

1970.5547	320.00	319	318.9616	834.4561	4.2459	35.4721	-0.05

channel number : 8
1 lines used

2325.9415	527.00	523	516.6342	244.7740	5.1421	26.3468	-0.04

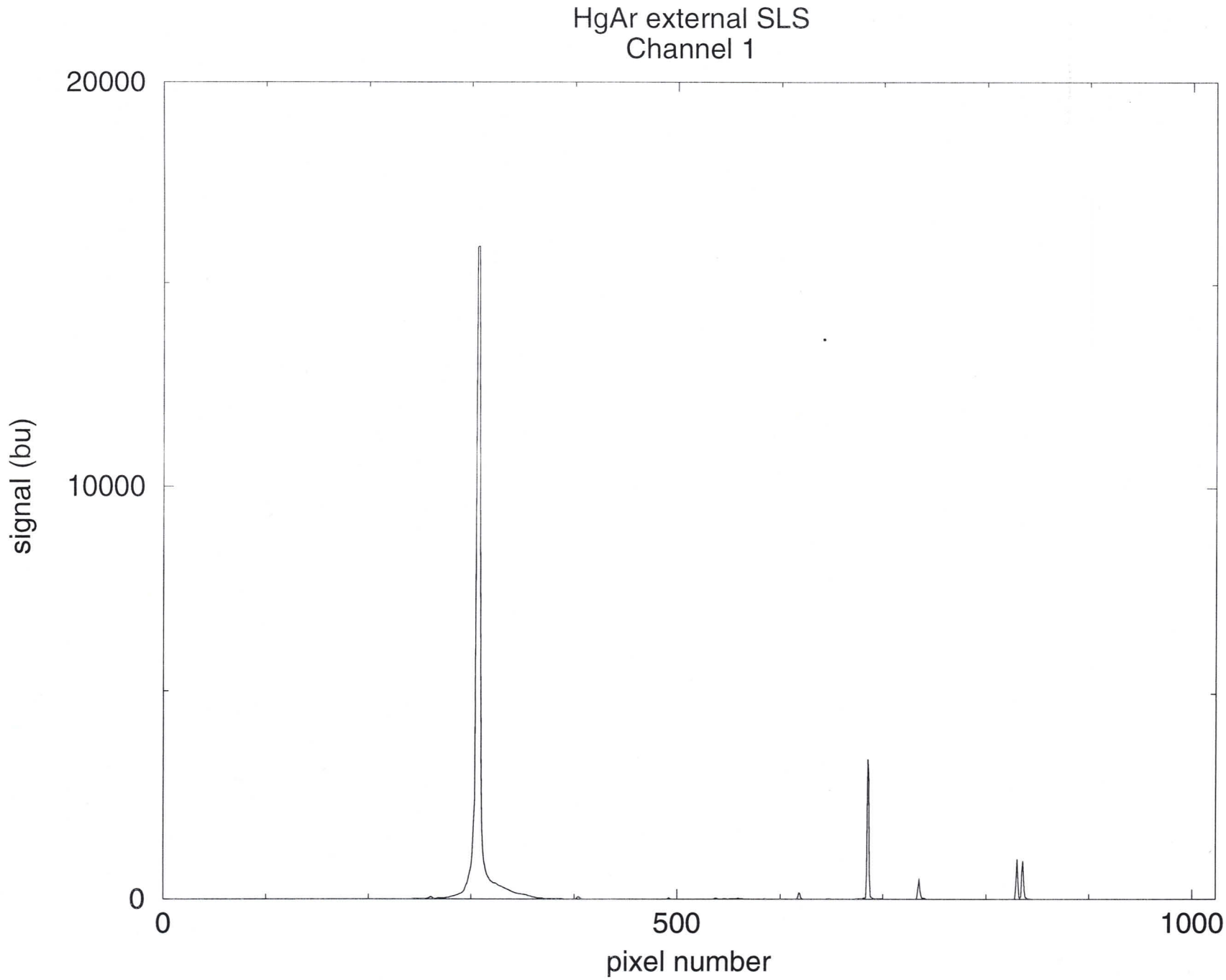
HgAr external SLS
Channel 1
20000
10000
0
signal (bu)
0
500
1000
pixel number

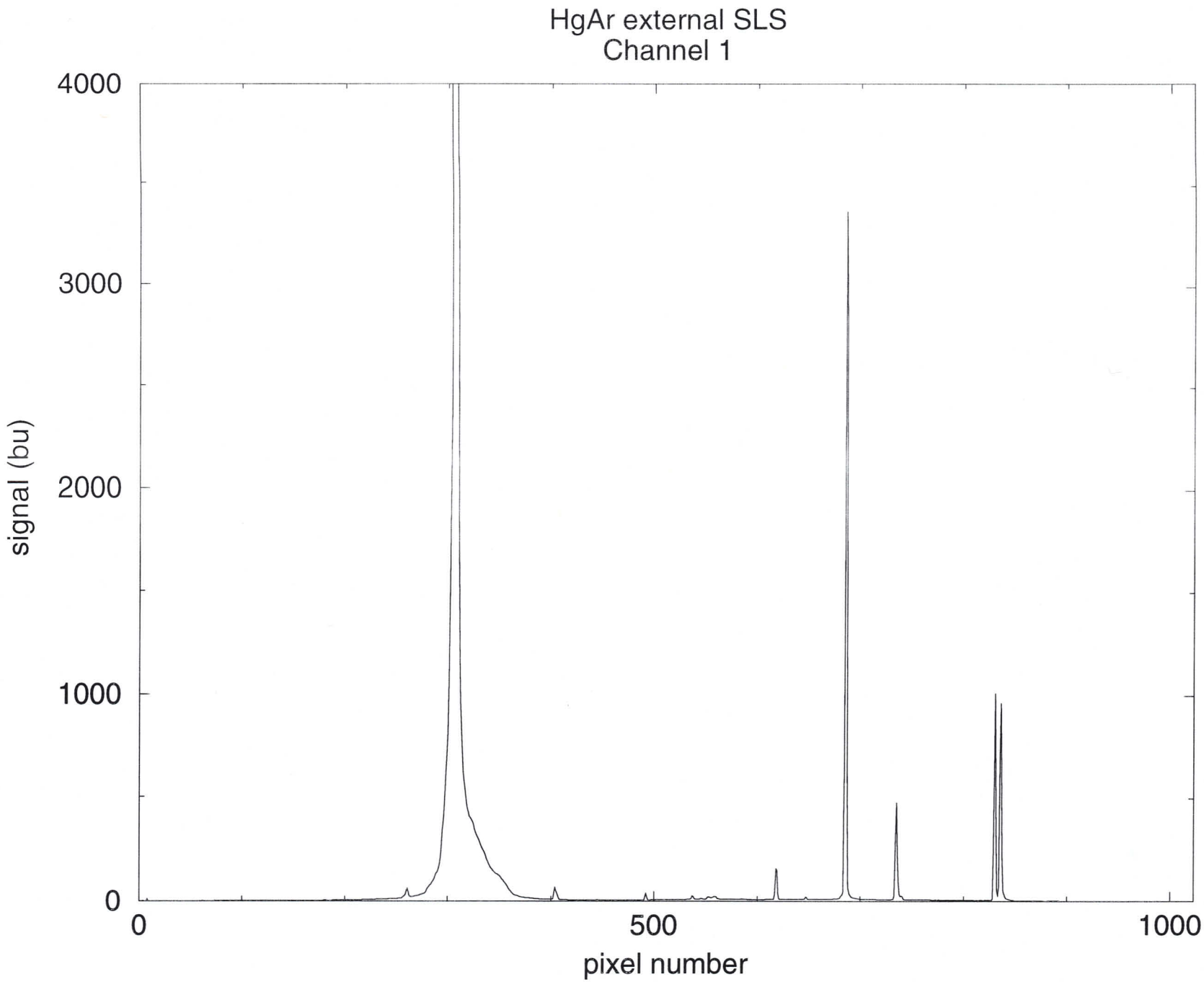
HgAr external SLS
Channel 1
4000
3000
2000
1000
0
signal (bu)
0
500
1000
pixel number

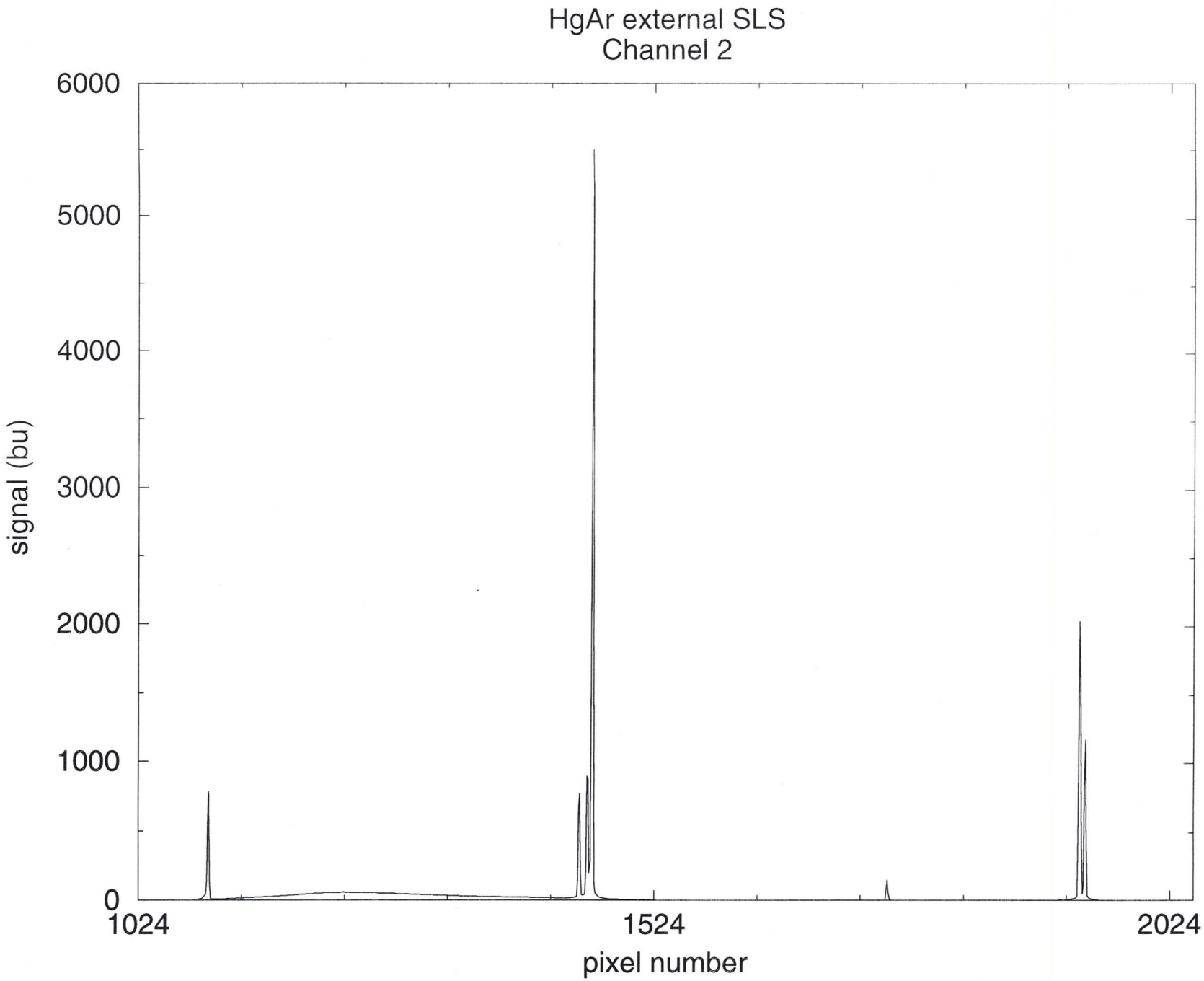
HgAr external SLS
Channel 2
6000
5000
4000
3000
2000
1000
0
signal (bu)
1024
1524
2024
pixel number

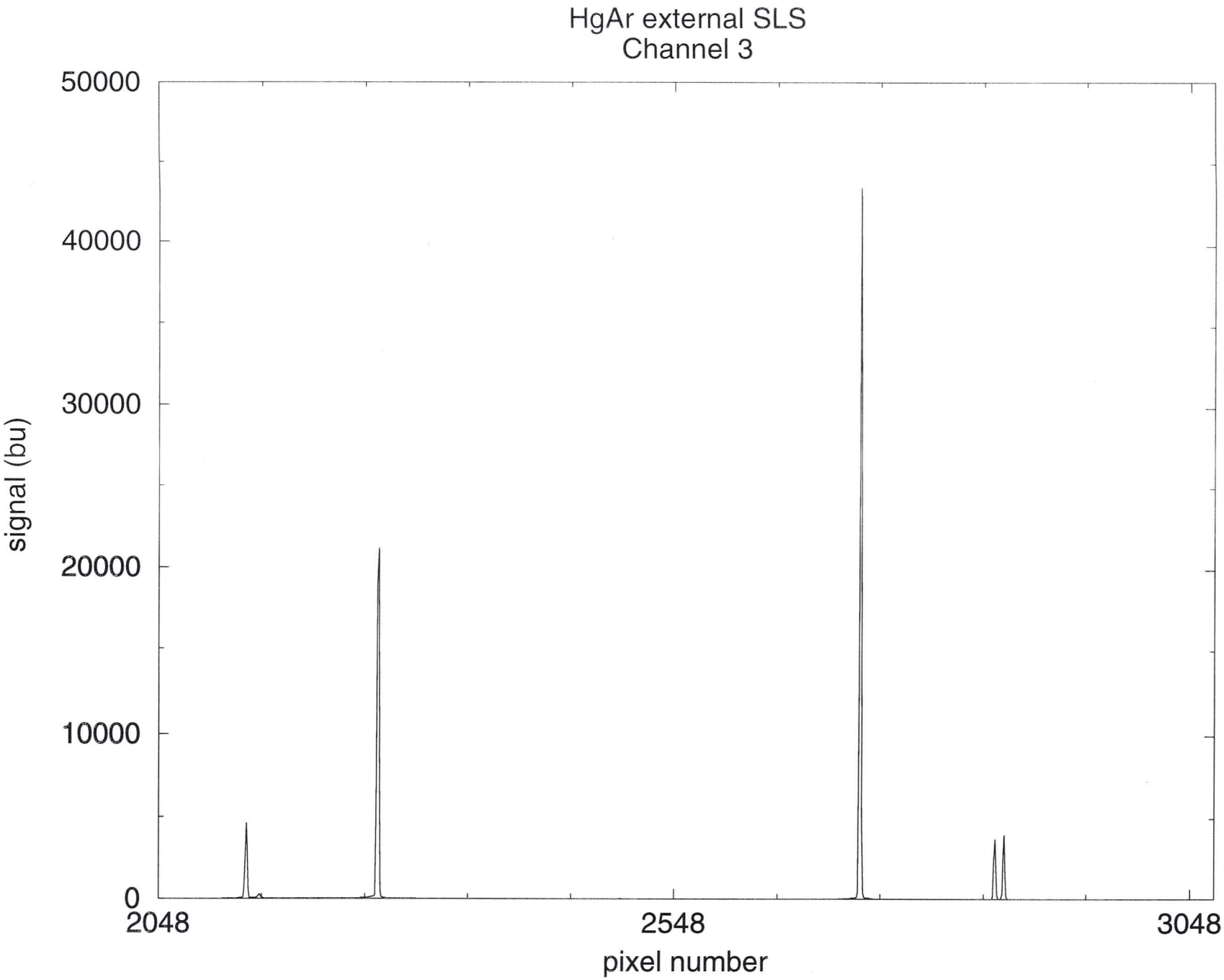
HgAr external SLS
Channel 3
50000
40000
30000
20000
10000
0
signal (bu)
2048
2548
3048
pixel number

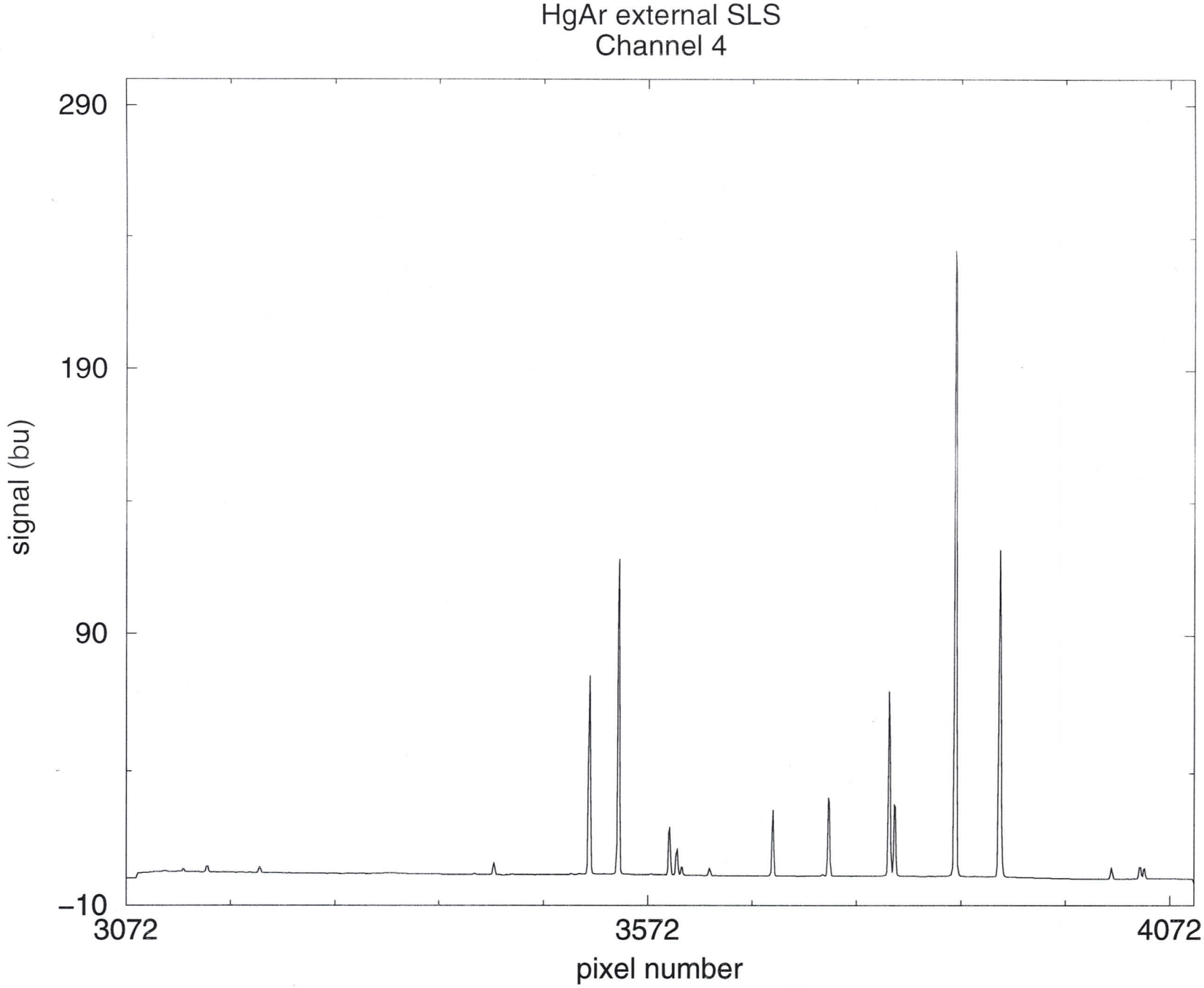
HgAr external SLS
Channel 4
290
190
90
−10
signal (bu)
3072
3572
4072
pixel number

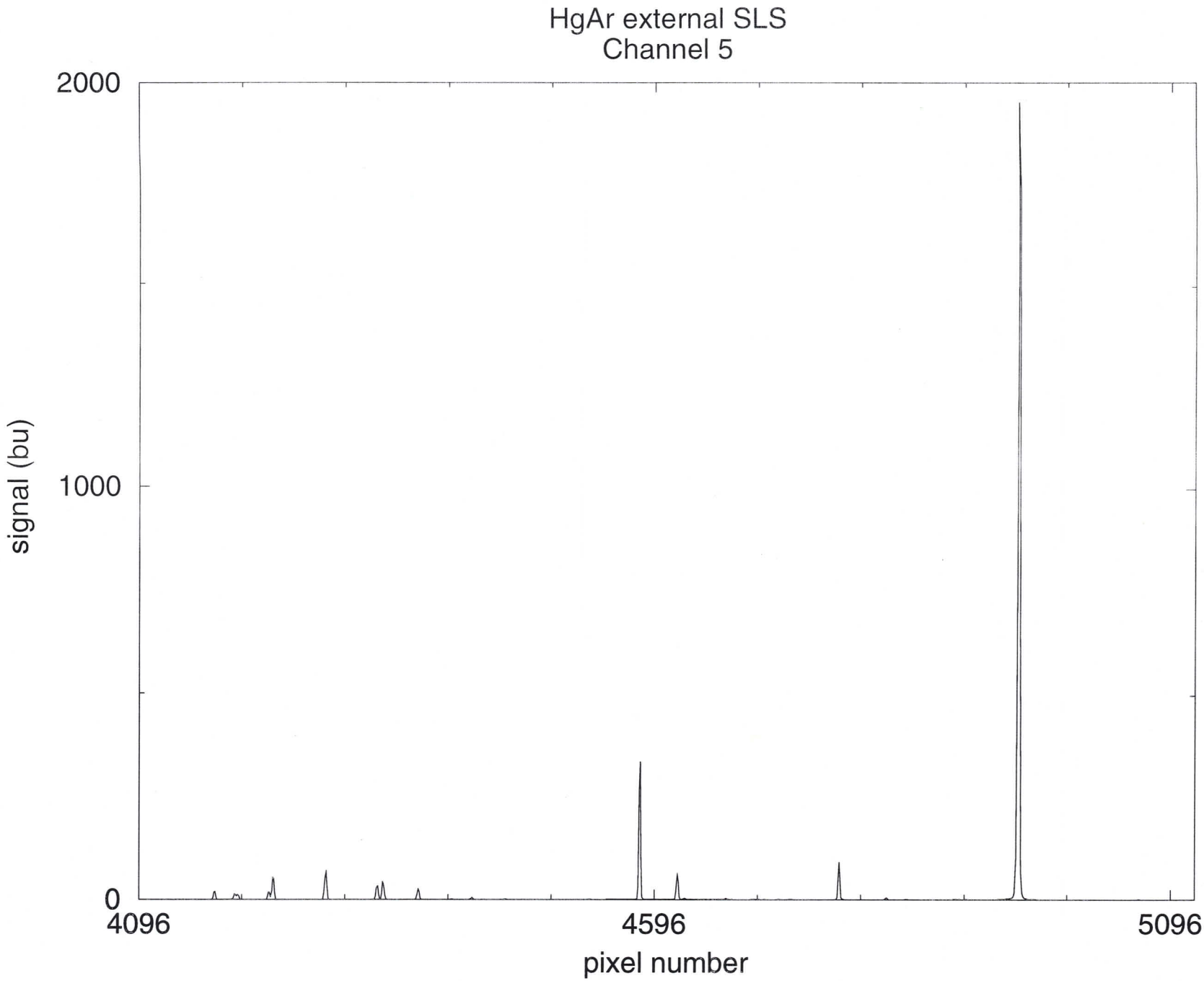
HgAr external SLS
Channel 5
2000
1000
0
signal (bu)
4096
4596
5096
pixel number

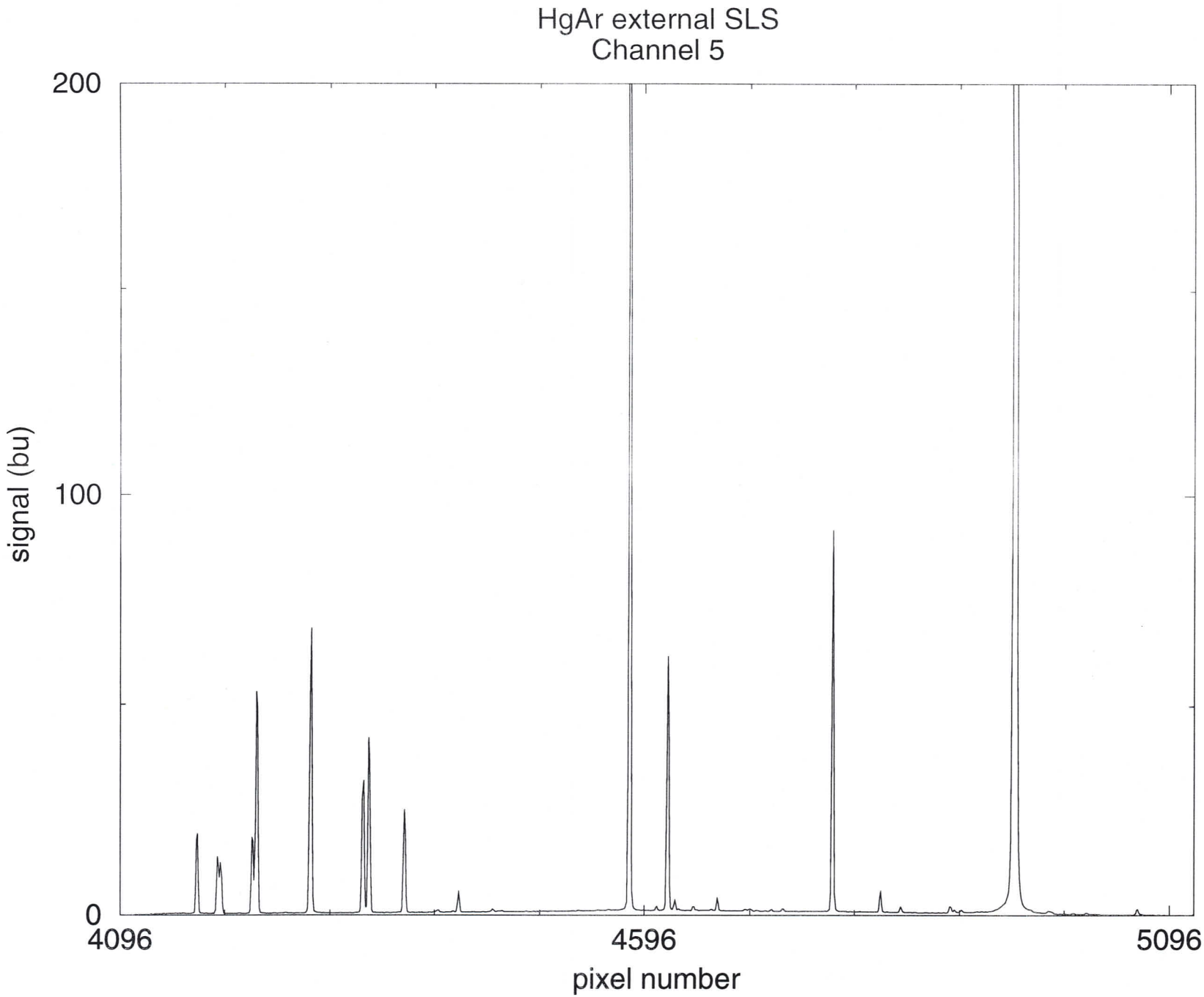
HgAr external SLS
Channel 5
200
100
0
signal (bu)
4096
4596
5096
pixel number

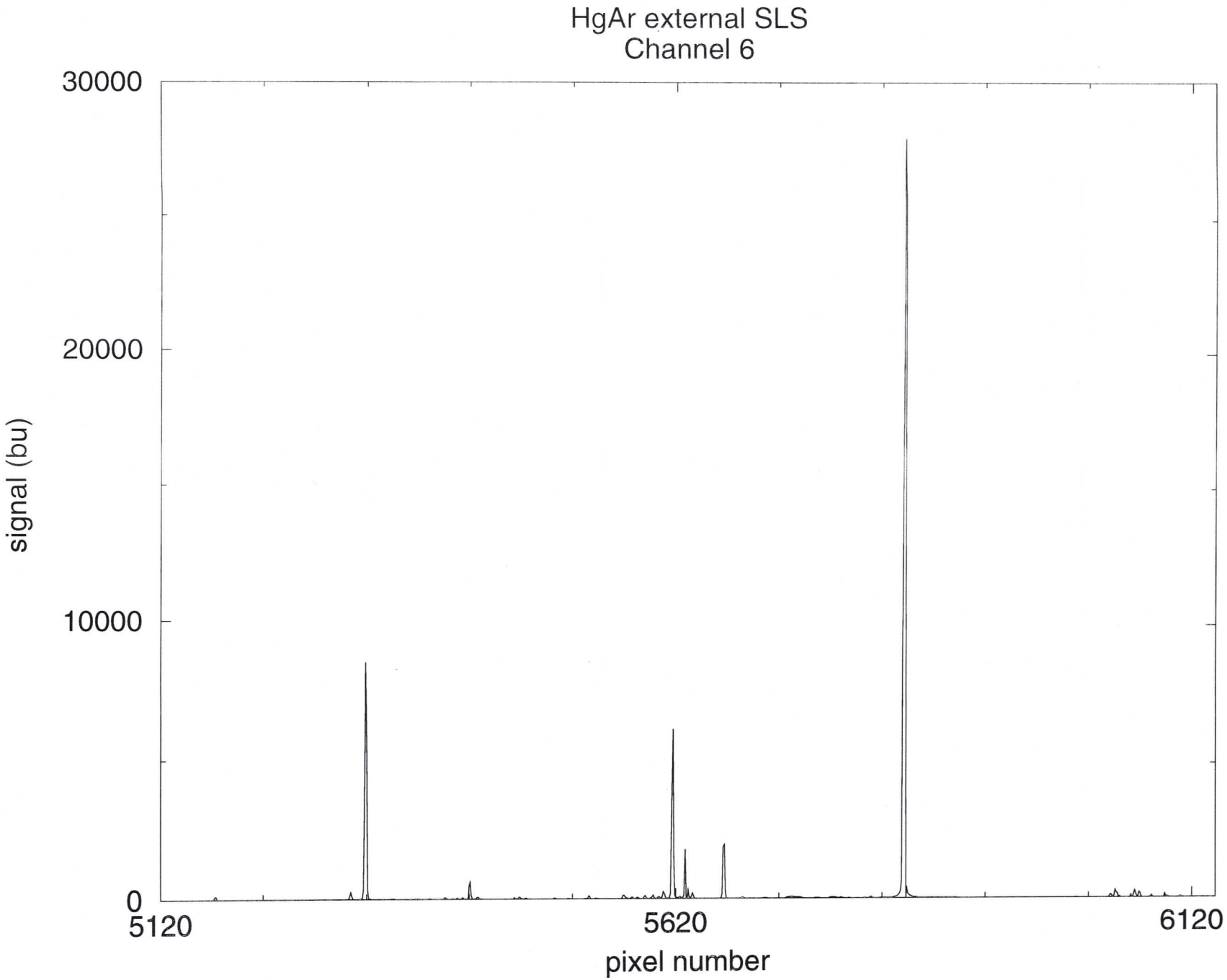
HgAr external SLS
Channel 6
30000
20000
10000
0
signal (bu)
5120
5620
6120
pixel number

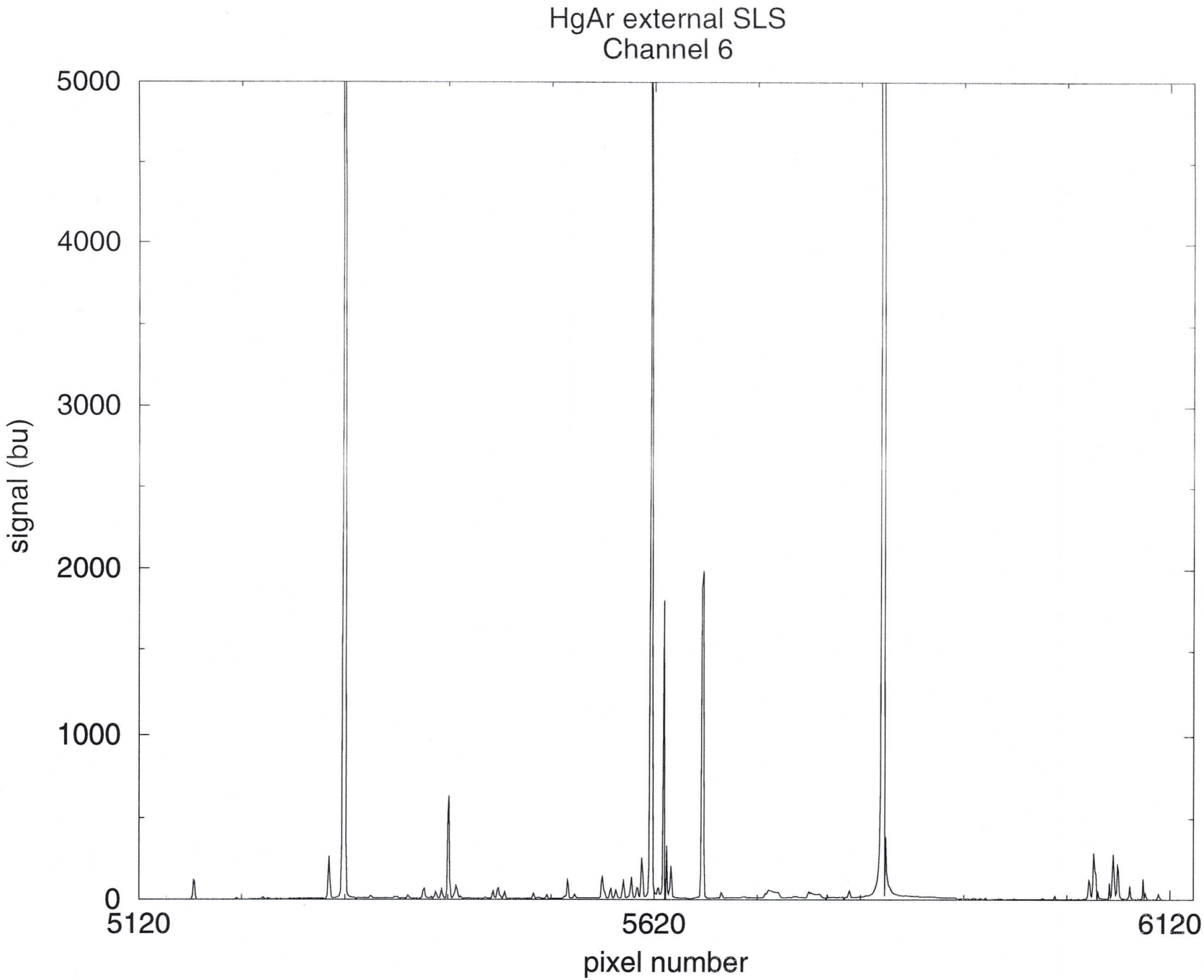
HgAr external SLS
Channel 6
5000
4000
3000
2000
1000
0
signal (bu)
5120
5620
6120
pixel number

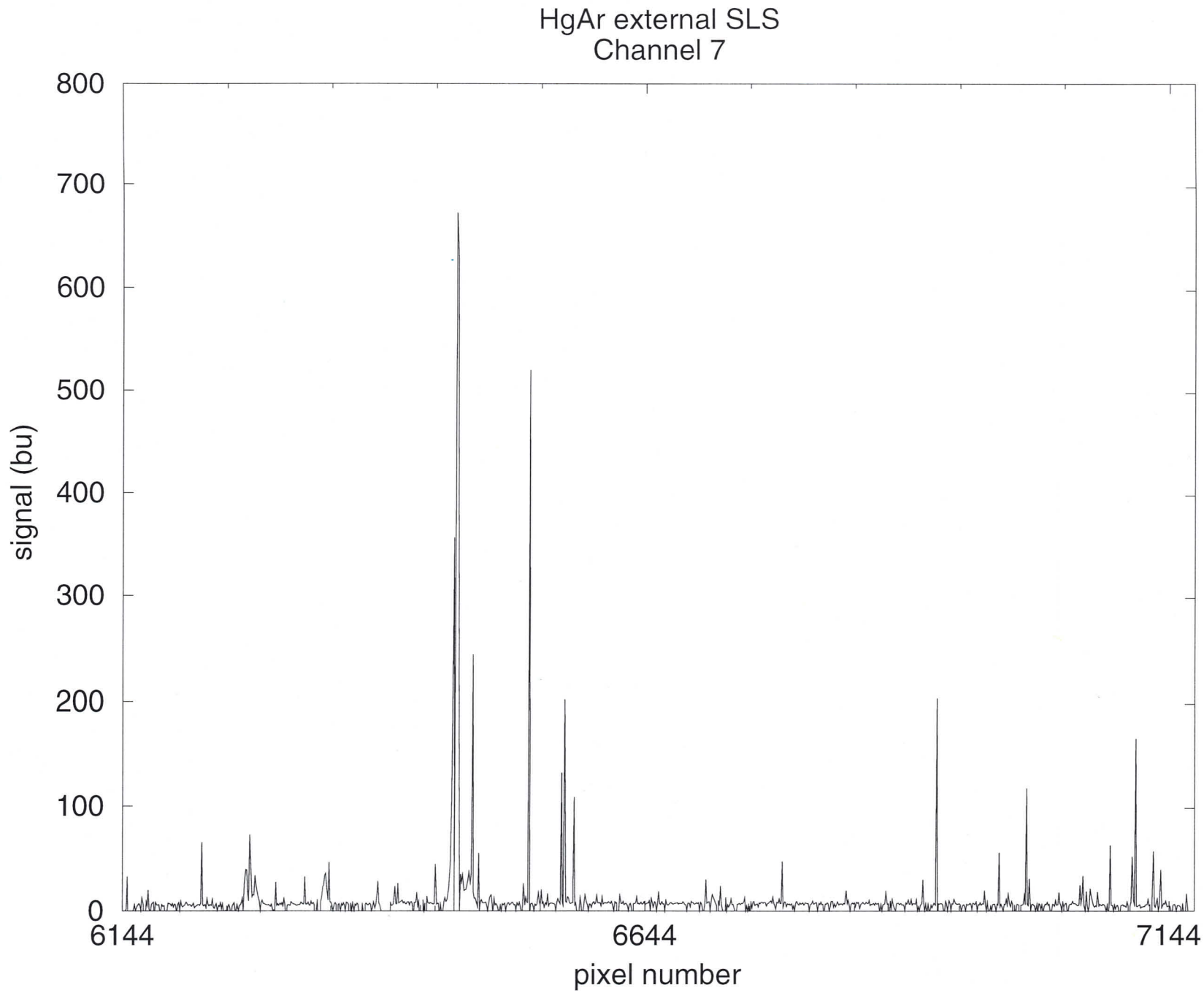
HgAr external SLS
Channel 7
800
700
600
500
400
300
200
100
0
signal (bu)
6144
6644
7144
pixel number

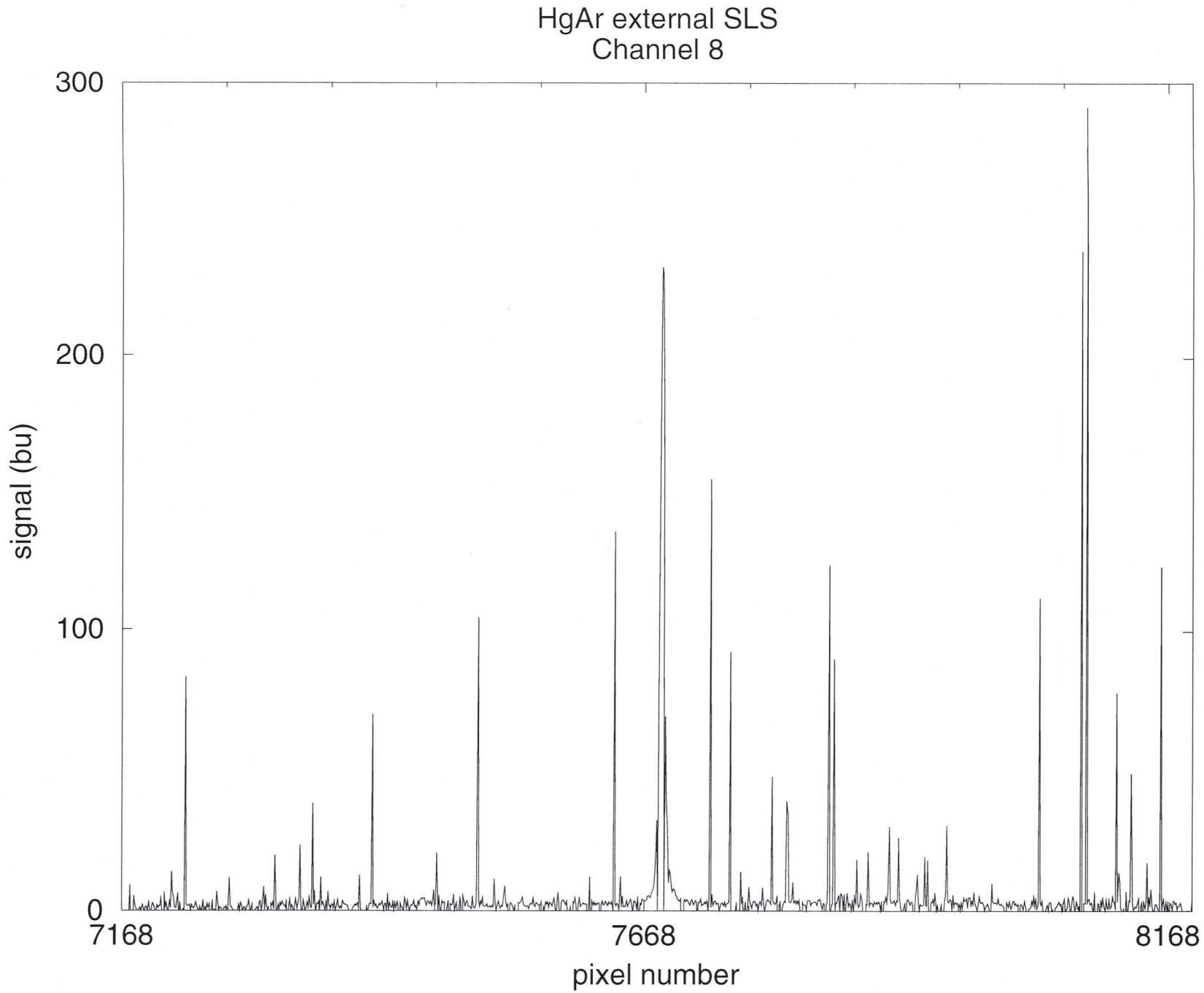
HgAr external SLS
Channel 8
300
200
100
0
signal (bu)
7168
7668
8168
pixel number

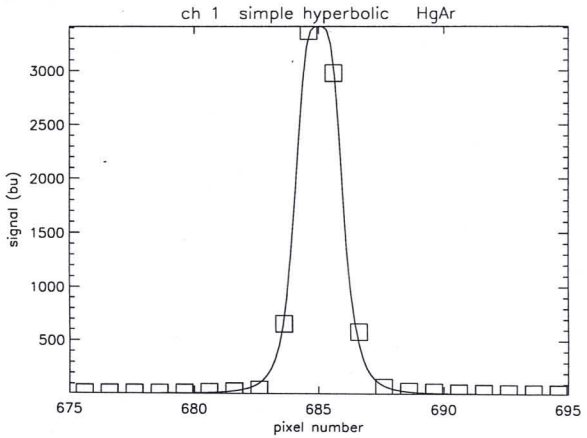
ch 1 simple hyperbolic HgAr
signal (bu)
pixel number

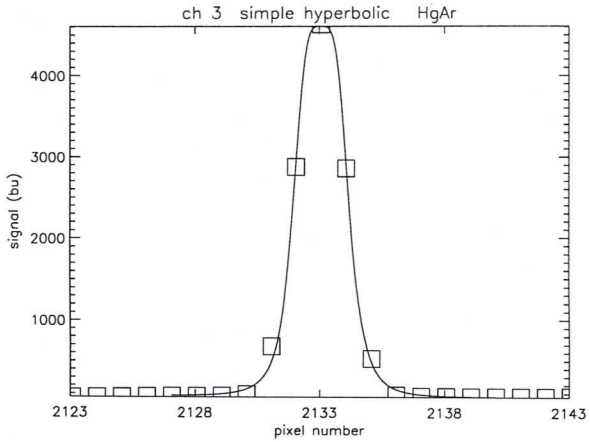
ch 3 simple hyperbolic HgAr
signal (bu)
pixel number

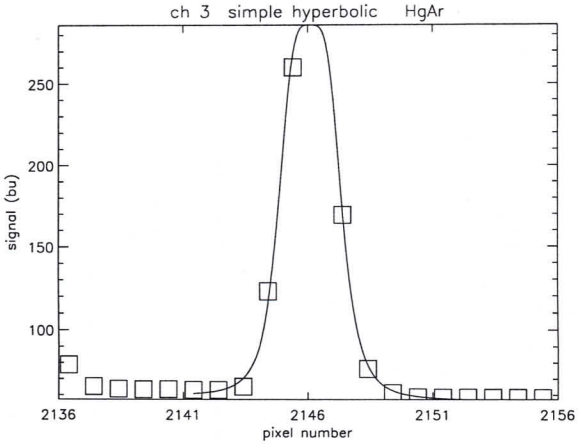
ch 3 simple hyperbolic HgAr
signal (bu)
pixel number

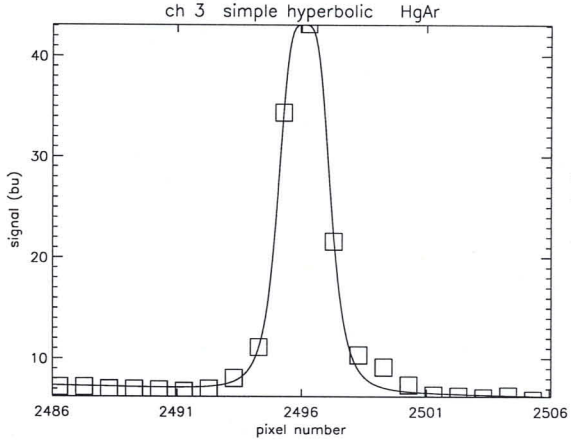
ch 3 simple hyperbolic HgAr
signal (bu)
pixel number

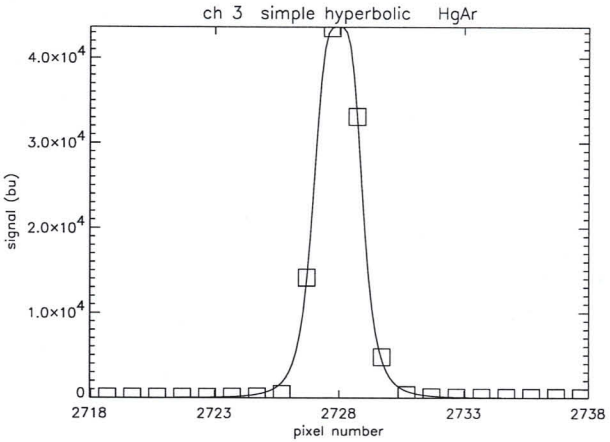
ch 3 simple hyperbolic HgAr
signal (bu)
pixel number

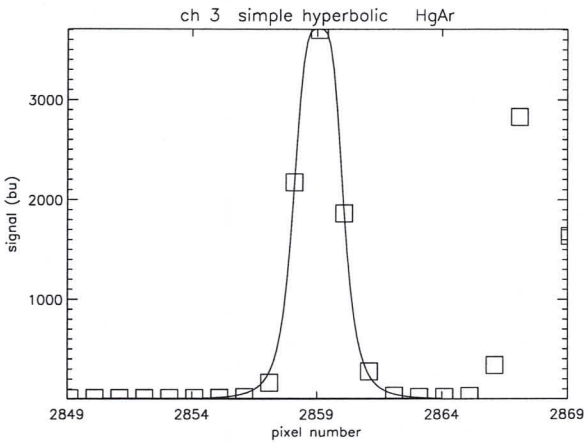
ch 3 simple hyperbolic HgAr
signal (bu)
pixel number

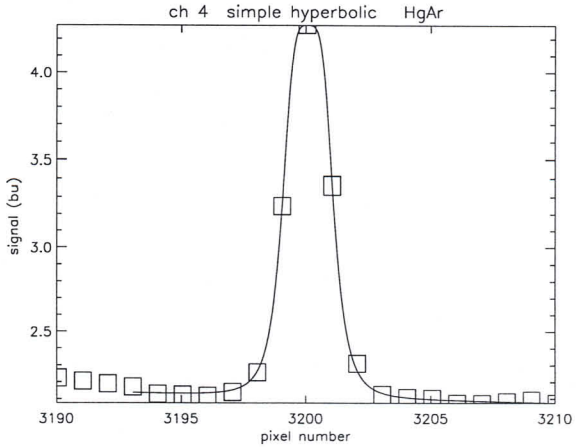
ch 4 simple hyperbolic HgAr
signal (bu)
pixel number

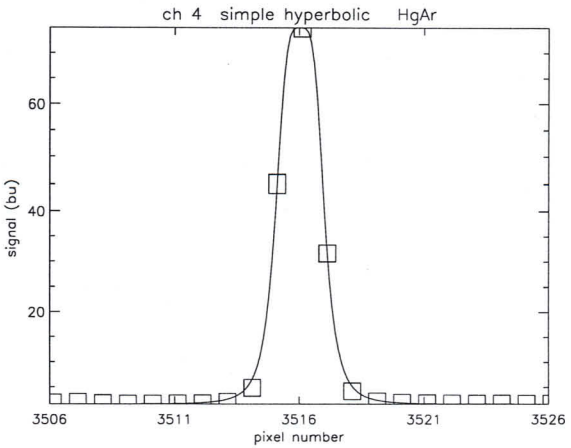
ch 4 simple hyperbolic HgAr
signal (bu)
pixel number

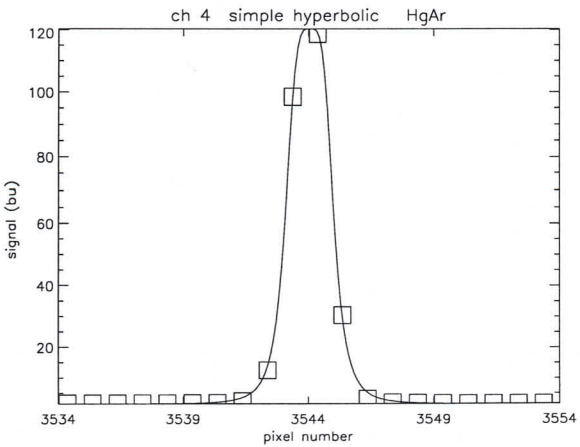
ch 4 simple hyperbolic HgAr
signal (bu)
pixel number

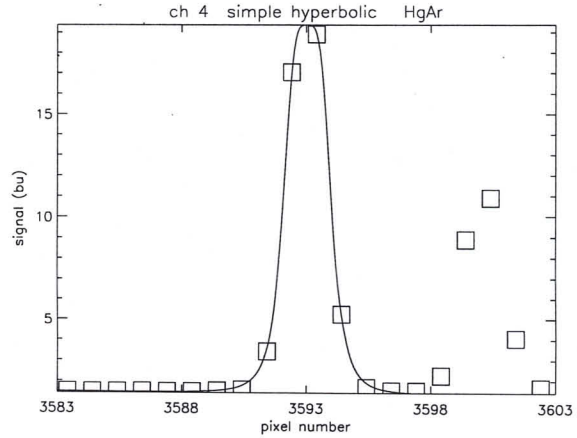
ch 4 simple hyperbolic HgAr
signal (bu)
pixel number

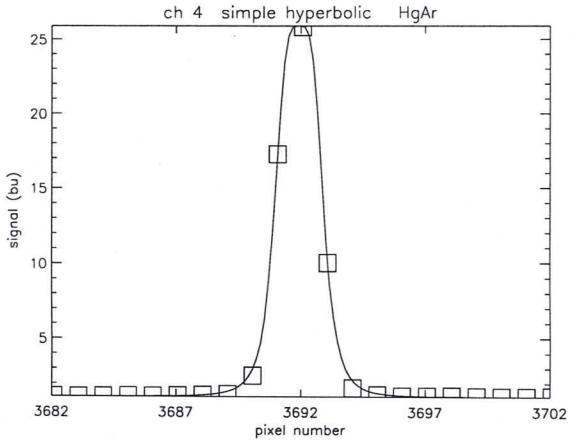
ch 4 simple hyperbolic HgAr
signal (bu)
pixel number

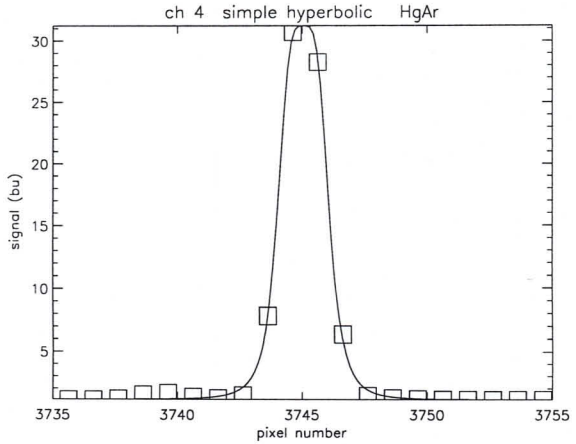
ch 4 simple hyperbolic HgAr
signal (bu)
pixel number

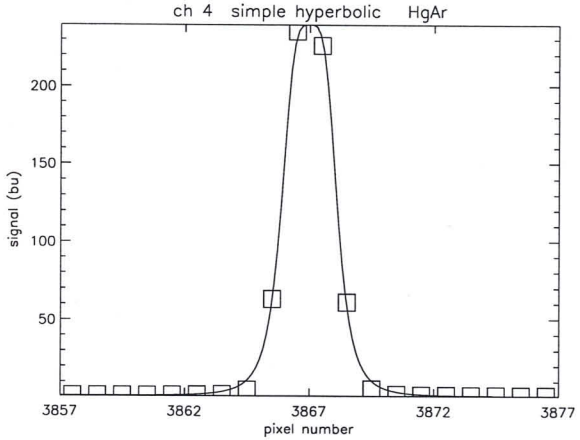
ch 4 simple hyperbolic HgAr
signal (bu)
pixel number

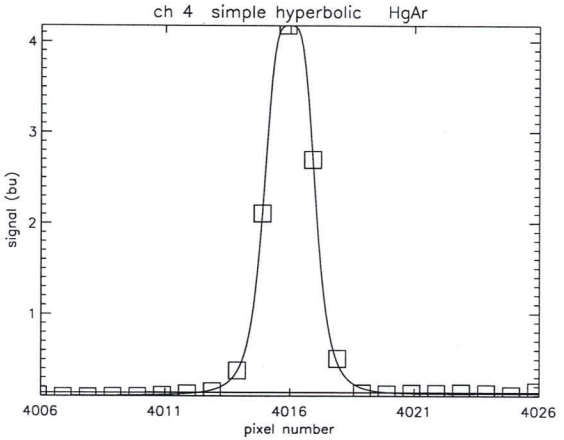
ch 4 simple hyperbolic HgAr
signal (bu)
pixel number

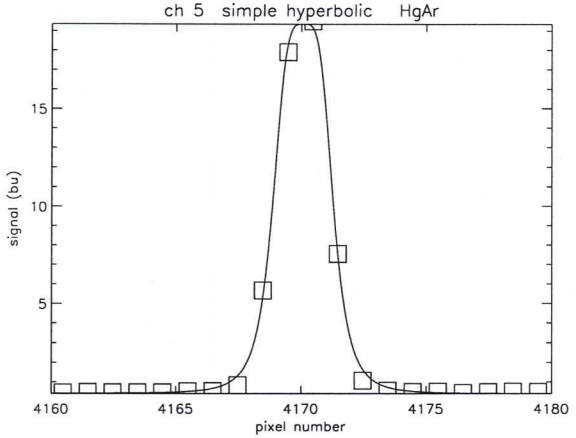
ch 5 simple hyperbolic HgAr
signal (bu)
pixel number

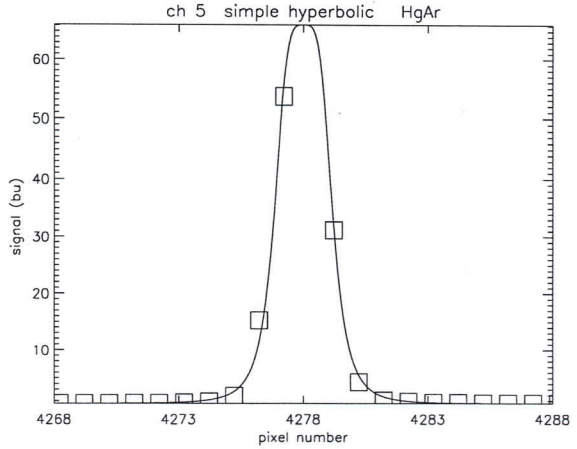
ch 5 simple hyperbolic HgAr
signal (bu)
pixel number

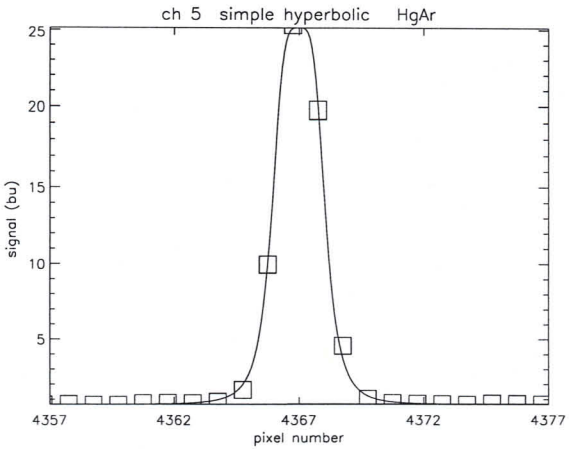
ch 5 simple hyperbolic HgAr
signal (bu)
pixel number

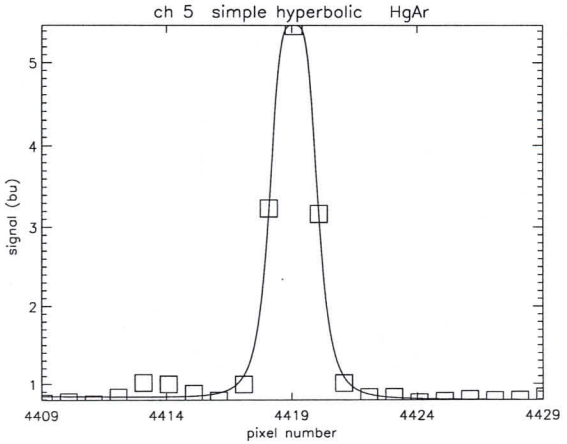
ch 5 simple hyperbolic HgAr
signal (bu)
pixel number

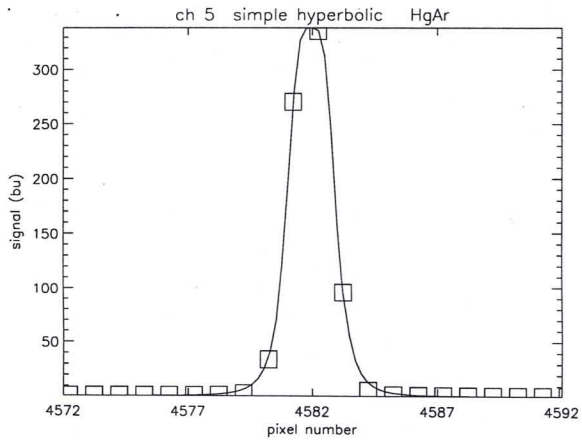
ch 5 simple hyperbolic HgAr
signal (bu)
pixel number

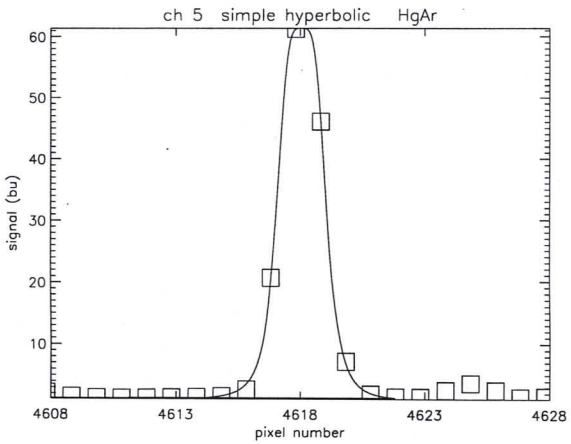
ch 5 simple hyperbolic HgAr
signal (bu)
pixel number

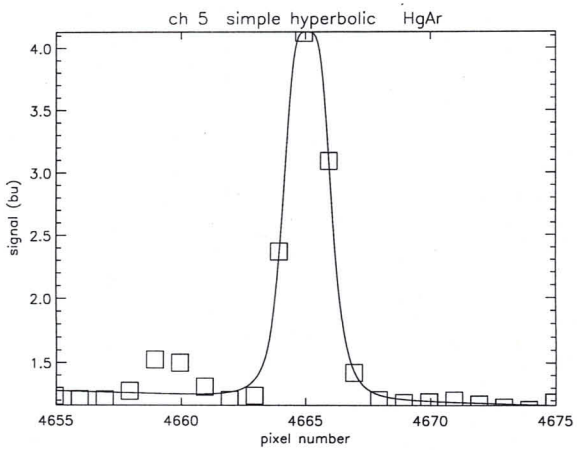
ch 5 simple hyperbolic HgAr
signal (bu)
pixel number

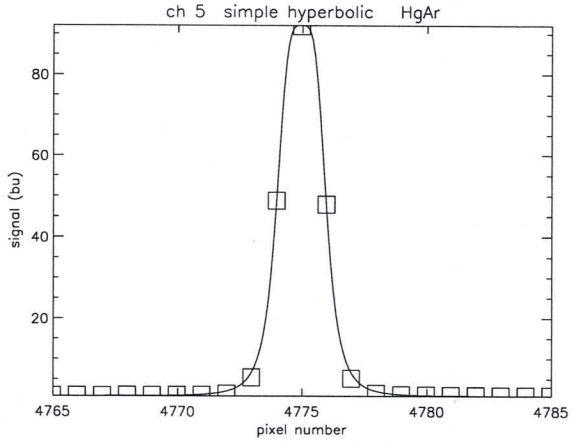
ch 5 simple hyperbolic HgAr
signal (bu)
pixel number

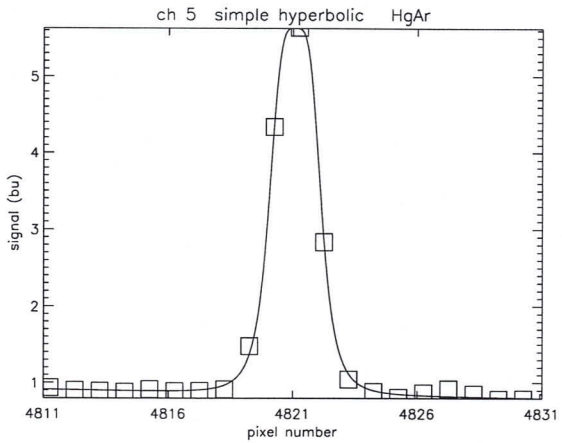
ch 5 simple hyperbolic HgAr
signal (bu)
pixel number

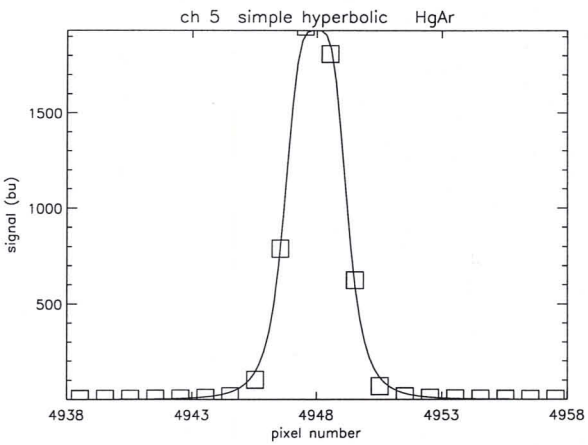
ch 5 simple hyperbolic HgAr
signal (bu)
pixel number

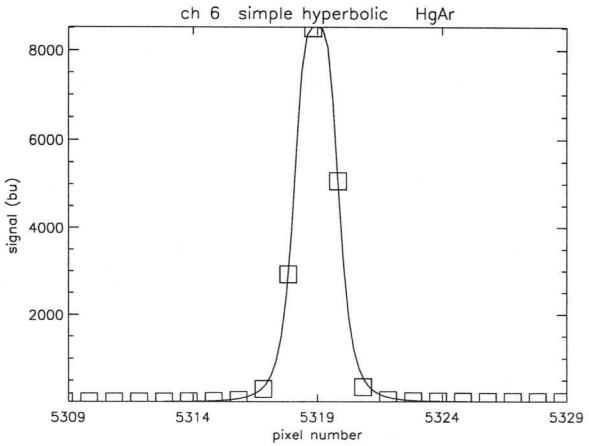
ch 6 simple hyperbolic HgAr
signal (bu)
pixel number

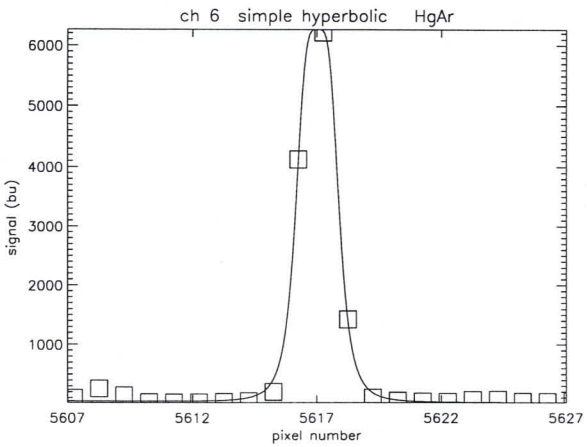
ch 6 simple hyperbolic HgAr
signal (bu)
pixel number

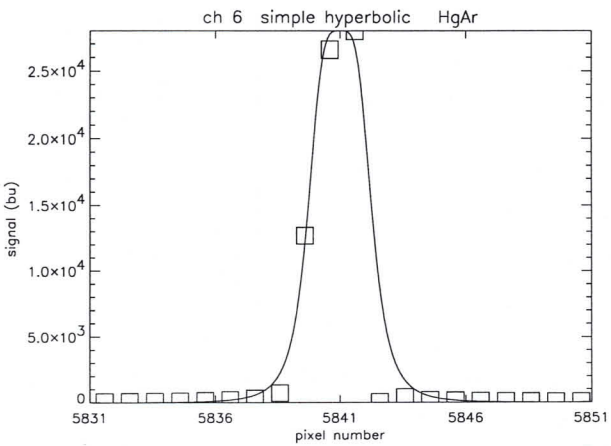
ch 6 simple hyperbolic HgAr
signal (bu)
pixel number

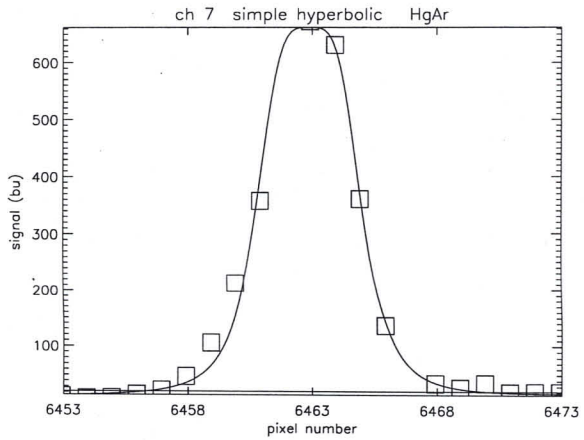
ch 7 simple hyperbolic HgAr
signal (bu)
600
500
400
300
200
100
6453
6458
6463
6468
6473
pixel number

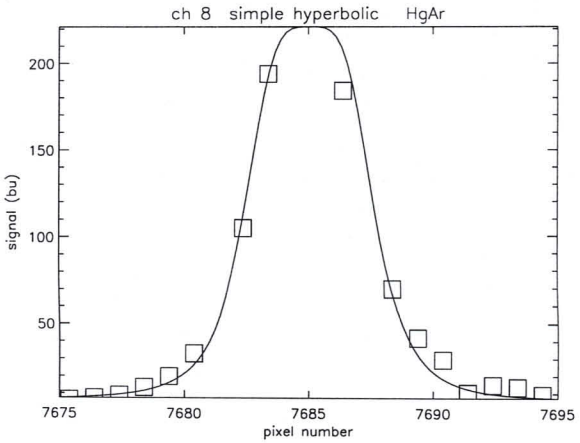
ch 8 simple hyperbolic HgAr
signal (bu)
200
150
100
50
7675
7680
7685
7690
7695
pixel number

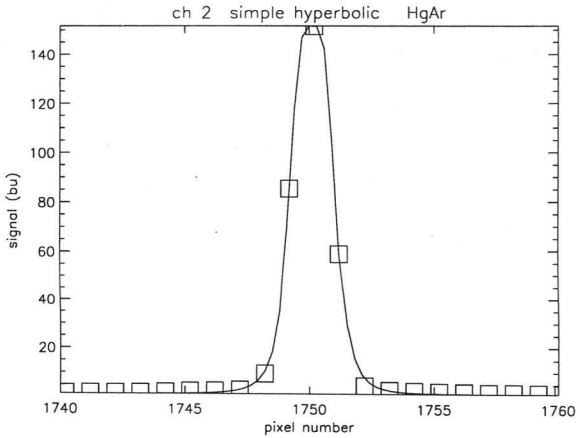
ch 2 simple hyperbolic HgAr
signal (bu)
140
120
100
80
60
40
20
1740
1745
1750
1755
1760
pixel number

Formal Run of Measurement

(Measurement ID) SLS_INT-L

Request for Actual Status		(cross out entries that are **not** requested.)
Request for Modification		(fill in only entries to be modified)
Request for Run	X	(no entries = run based on actual default settings)

Step 0-3

Scanner Positions

Azimuth	+45,00	deg
Elevation	44,00	deg +9,765

Timeline for each Data Acquisition Period during Measurement

	1	2	3	4	5	6	7	8	9	10
State ID	43	42								
Repetitions										

State Parameters for States used in Timeline (State ID must be given)

Channel	PET [s] or H#	Co-Adding	PET [s] or H#	Co-Adding	PET [s] or H#	Co-Adding	PET [s] or H#	Co-Adding
1a	4	1						
1b	4	1						
2b	1	4						
2a	1	4						
3	0,125	32						
4	0,03125	64						
5	0,25	16						
6	0,25	16						
7	1	4						
8	1	4						
State ID								

LONG INTERNAL PEGrNe SLS

Stimuli Settings for Existing Blocks in Measurement

Block No	Stimuli Setup ID	PPC [deg]	Polarizer [deg]	Shutter open/close	Acquisition Time [s]	Lambda [nm] Start	Stop	Step	Repetition Factor	Message	OS Setup Time [s]
1	-1							0	1	714	0

Measurement Data Description

Test Purpose	
Remark	long int. SLS
Data Directory	0223_20.02.3n-SLS_IN-L

Signatures

	Date	Signature
Issued	11-8-1998	
< Performed	11-8-98	

light

	PET	coadd
1	4	1
→ 2	2	2
3	0,125	32
4	0,03125	64
5	0,25	16
6	0,25	16
7	1	4
8	1	4

43

dark

PET	coadd
4	1
1	4
0,125	32
0,03125	64
0,25	16
0,25	16
1	4
1	4

42

DARK METING FOUT
CHANNEL 2

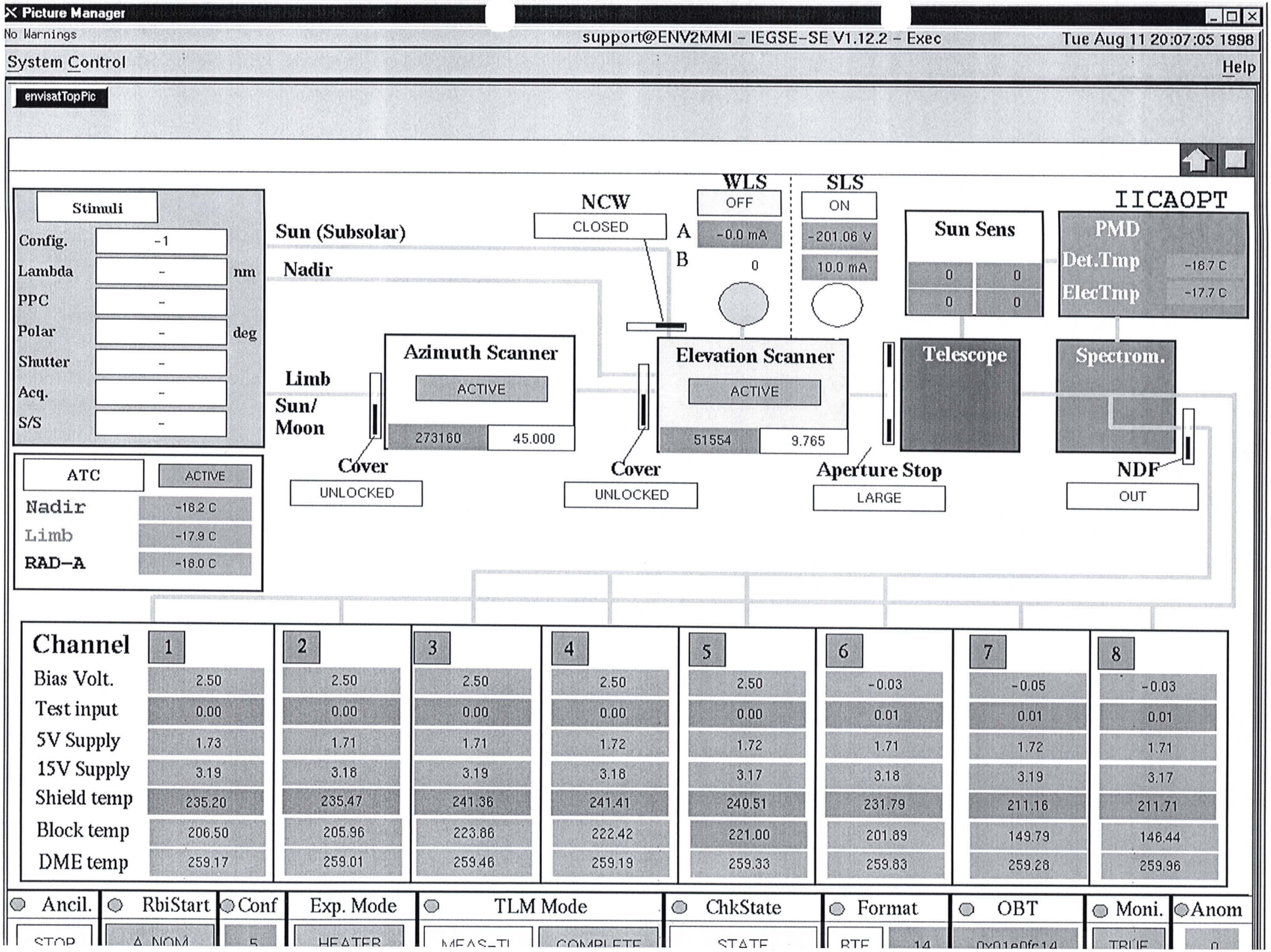
Picture Manager
No Warnings
support@ENV2MMI - IEGSE-SE V1.12.2 - Exec
Tue Aug 11 20:07:05 1998
System Control
Help
envisatTopPic
Stimuli
Config. -1
Lambda - nm
PPC -
Polar - deg
Shutter -
Acq. -
S/S -
Sun (Subsolar)
Nadir
Limb
Sun/
Moon
NCW
CLOSED
WLS
OFF
A
-0.0 mA
B
0
SLS
ON
-201.06 V
10.0 mA
IICAOPT
Sun Sens
0 0
0 0
PMD
Det.Tmp -18.7 C
ElecTmp -17.7 C
Azimuth Scanner
ACTIVE
273160 45.000
Cover
UNLOCKED
Elevation Scanner
ACTIVE
51554 9.765
Cover
UNLOCKED
Telescope
Aperture Stop
LARGE
Spectrom.
NDF
OUT
ATC ACTIVE
Nadir -18.2 C
Limb -17.9 C
RAD-A -18.0 C
Channel 1 2 3 4 5 6 7 8
Bias Volt. 2.50 2.50 2.50 2.50 2.50 -0.03 -0.05 -0.03
Test input 0.00 0.00 0.00 0.00 0.00 0.01 0.01 0.01
5V Supply 1.73 1.71 1.71 1.72 1.72 1.71 1.72 1.71
15V Supply 3.19 3.18 3.19 3.18 3.17 3.18 3.19 3.17
Shield temp 235.20 235.47 241.36 241.41 240.51 231.79 211.16 211.71
Block temp 206.50 205.96 223.86 222.42 221.00 201.89 149.79 146.44
DME temp 259.17 259.01 259.46 259.19 259.33 259.83 259.28 259.96
Ancil.
RbiStart
Conf
Exp. Mode
TLM Mode
ChkState
Format
OBT
Moni.
Anom
STOP
A_NOM
5
HEATER
MEAS_TI
COMPLETE
STATE
RTE
14
0x01e0fc14
TRUE
0

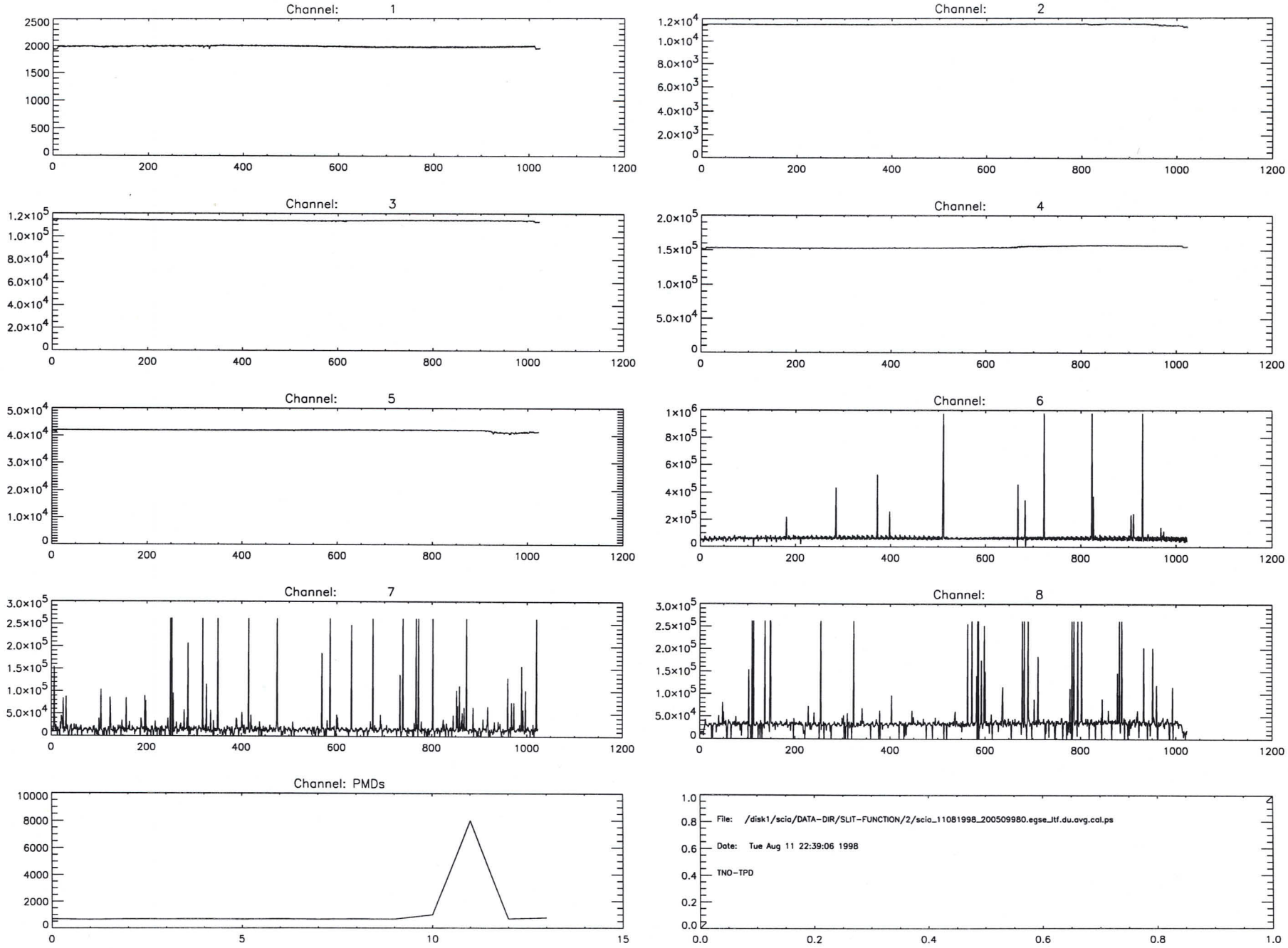
Channel: 1
Channel: 2
Channel: 3
Channel: 4
Channel: 5
Channel: 6
Channel: 7
Channel: 8
Channel: PMDs
File: /disk1/scia/DATA-DIR/SLIT-FUNCTION/2/scia_11081998_200509980.egse_itf.du.avg.cal.ps
Date: Tue Aug 11 22:39:06 1998
TNO-TPD

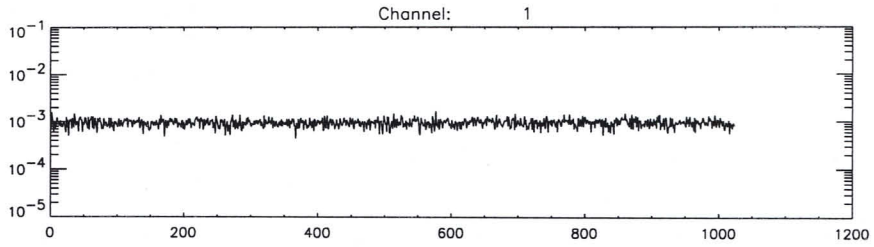
Channel: 1
10^{-1}
10^{-2}
10^{-3}
10^{-4}
10^{-5}
0
200
400
600
800
1000
1200

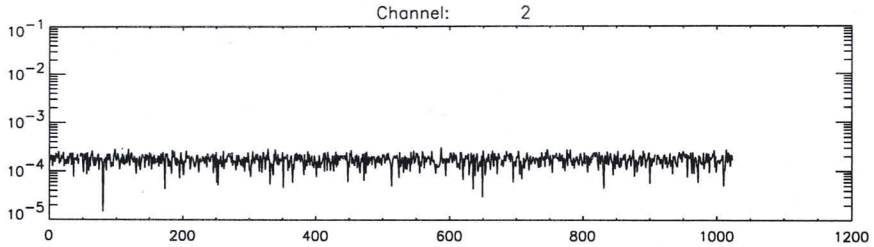
Channel: 2
10^{-1}
10^{-2}
10^{-3}
10^{-4}
10^{-5}
0
200
400
600
800
1000
1200

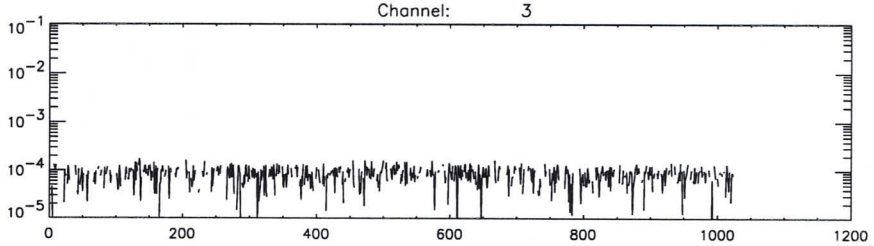
Channel: 3
10^{-1}
10^{-2}
10^{-3}
10^{-4}
10^{-5}
0
200
400
600
800
1000
1200

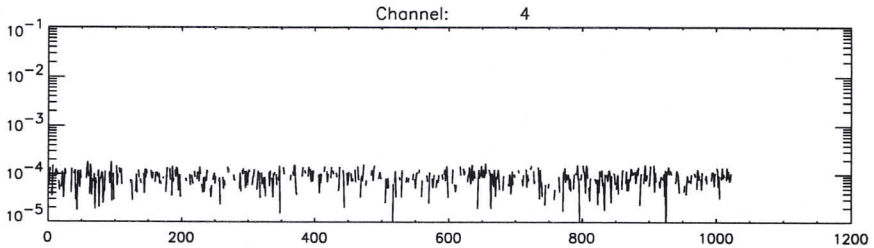
Channel: 4
10^{-1}
10^{-2}
10^{-3}
10^{-4}
10^{-5}
0
200
400
600
800
1000
1200

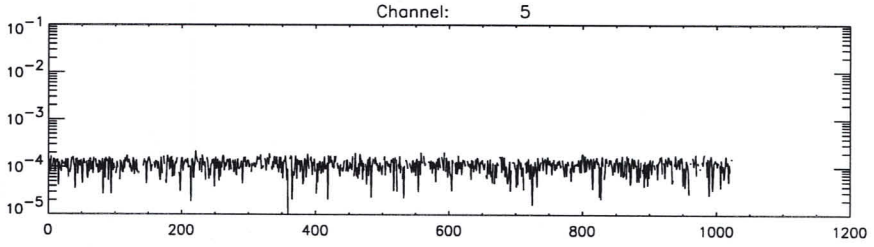
Channel: 5
10^{-1}
10^{-2}
10^{-3}
10^{-4}
10^{-5}
0
200
400
600
800
1000
1200

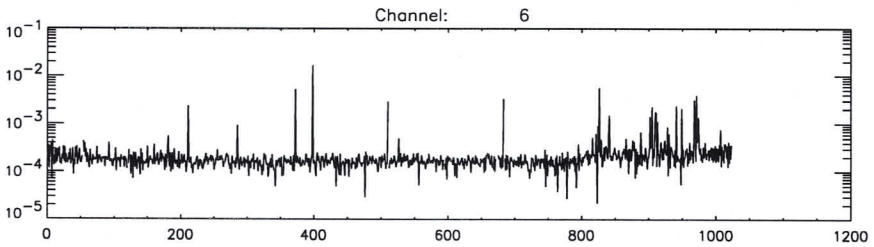
Channel: 6
10^{-1}
10^{-2}
10^{-3}
10^{-4}
10^{-5}
0
200
400
600
800
1000
1200

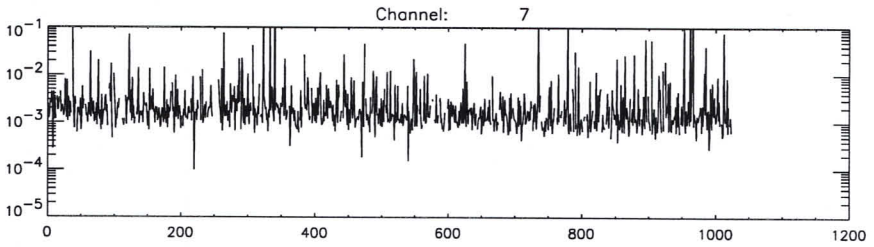
Channel: 7
10^{-1}
10^{-2}
10^{-3}
10^{-4}
10^{-5}
0
200
400
600
800
1000
1200

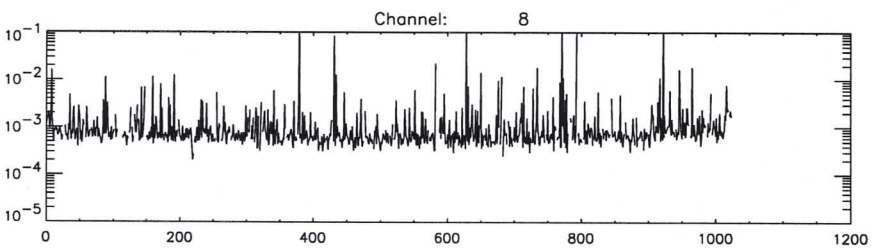
Channel: 8
10^{-1}
10^{-2}
10^{-3}
10^{-4}
10^{-5}
0
200
400
600
800
1000
1200

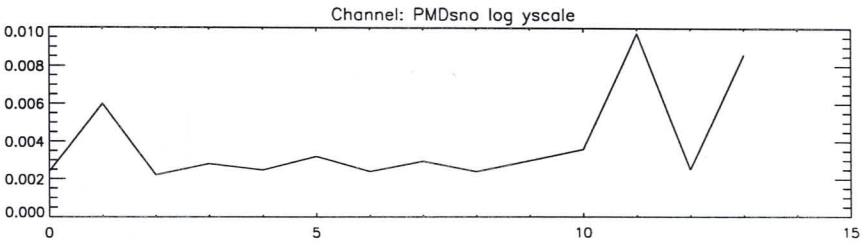
Channel: PMDsno log yscale
0.010
0.008
0.006
0.004
0.002
0.000
0
5
10
15

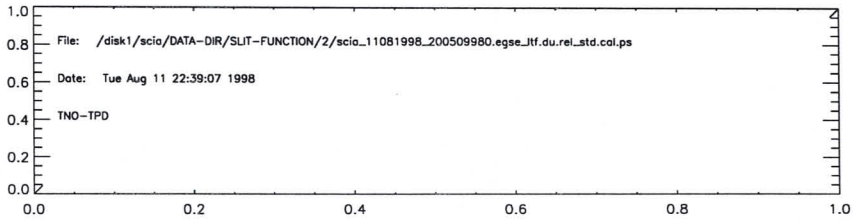
File: /disk1/scia/DATA-DIR/SLIT-FUNCTION/2/scia_11081998_200509980.egse_ltf.du.rel_std.cal.ps
Date: Tue Aug 11 22:39:07 1998
TNO-TPD
1.0
0.8
0.6
0.4
0.2
0.0
0.0
0.2
0.4
0.6
0.8
1.0

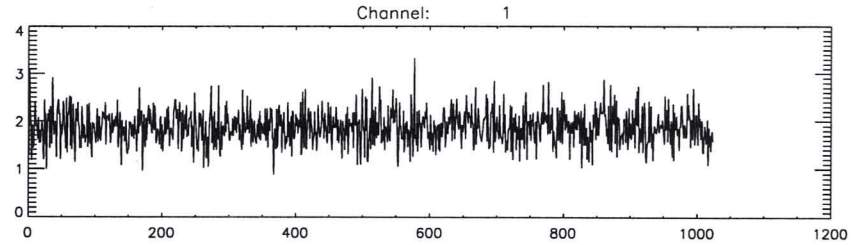
Channel: 1

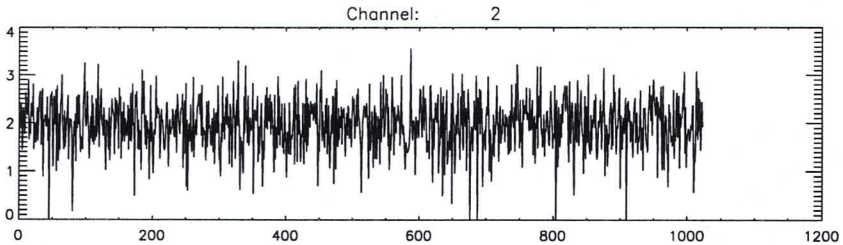
Channel: 2

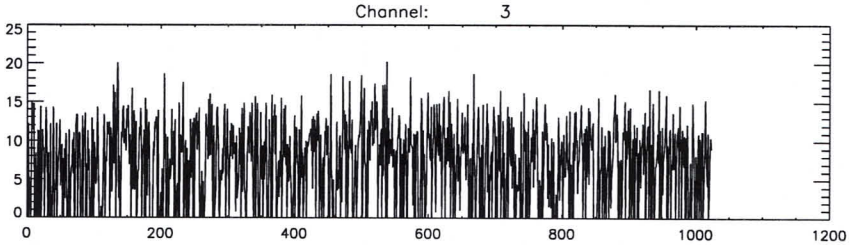
Channel: 3

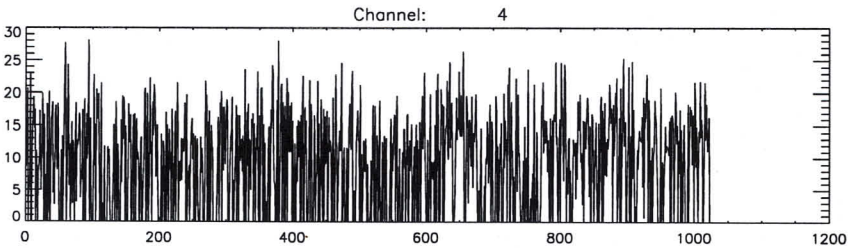
Channel: 4

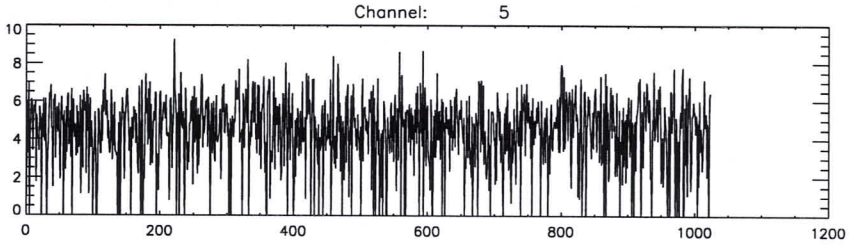
Channel: 5

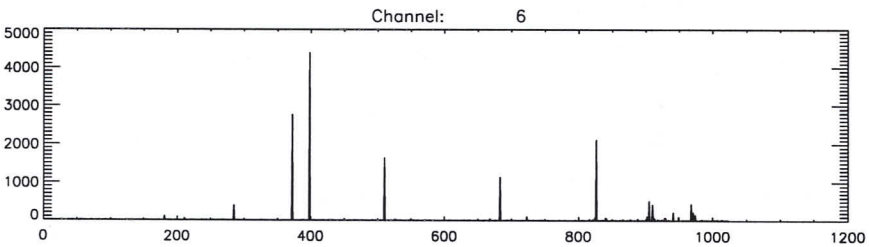
Channel: 6

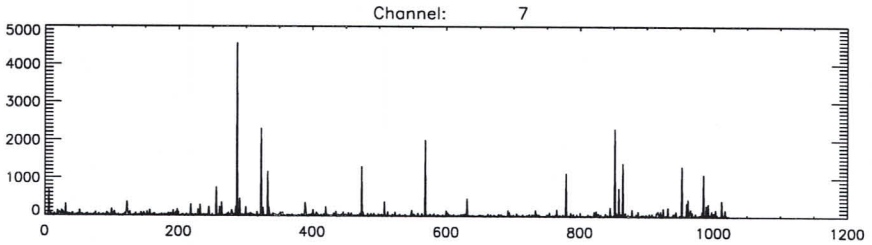
Channel: 7

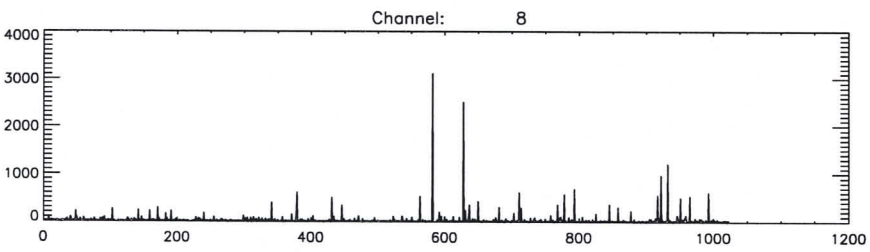
Channel: 8

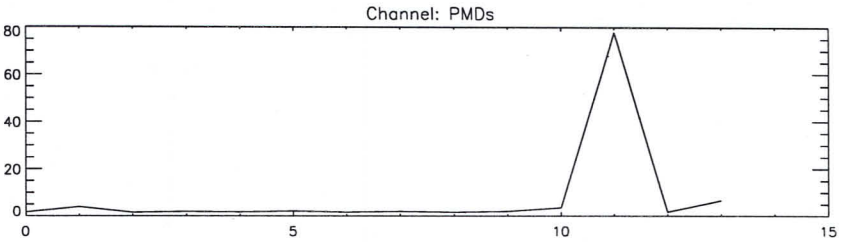
Channel: PMDs

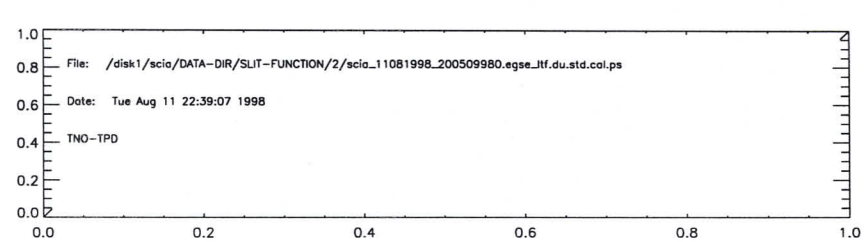
File: /disk1/scia/DATA-DIR/SLIT-FUNCTION/2/scia_11081998_200509980.egse_ltf.du.std.cal.ps
Date: Tue Aug 11 22:39:07 1998
TNO-TPD

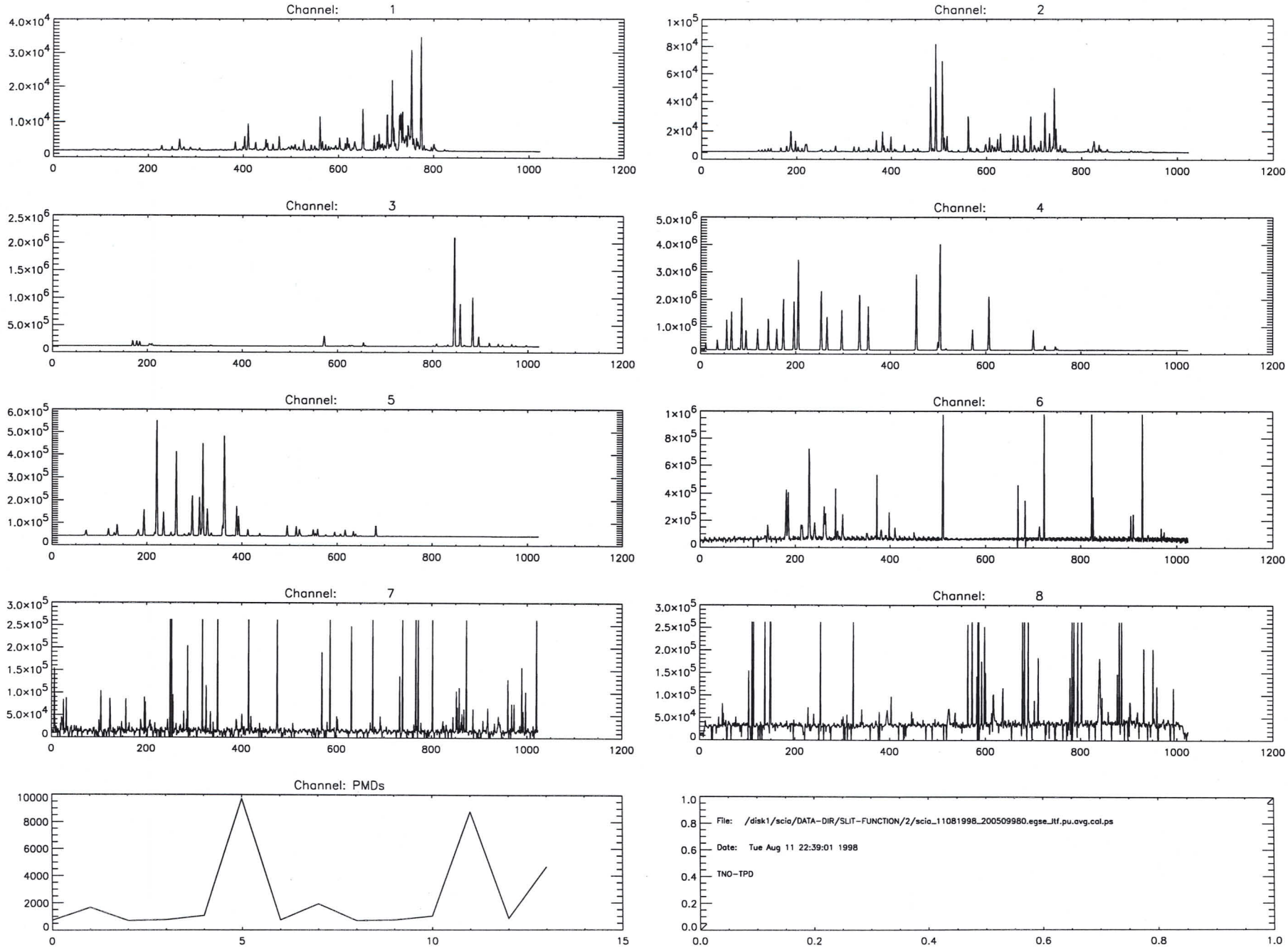
Channel: 1
Channel: 2
Channel: 3
Channel: 4
Channel: 5
Channel: 6
Channel: 7
Channel: 8
Channel: PMDs
File: /disk1/scia/DATA-DIR/SLIT-FUNCTION/2/scia_11081998_200509980.egse_itf.pu.avg.cal.ps
Date: Tue Aug 11 22:39:01 1998
TNO-TPD

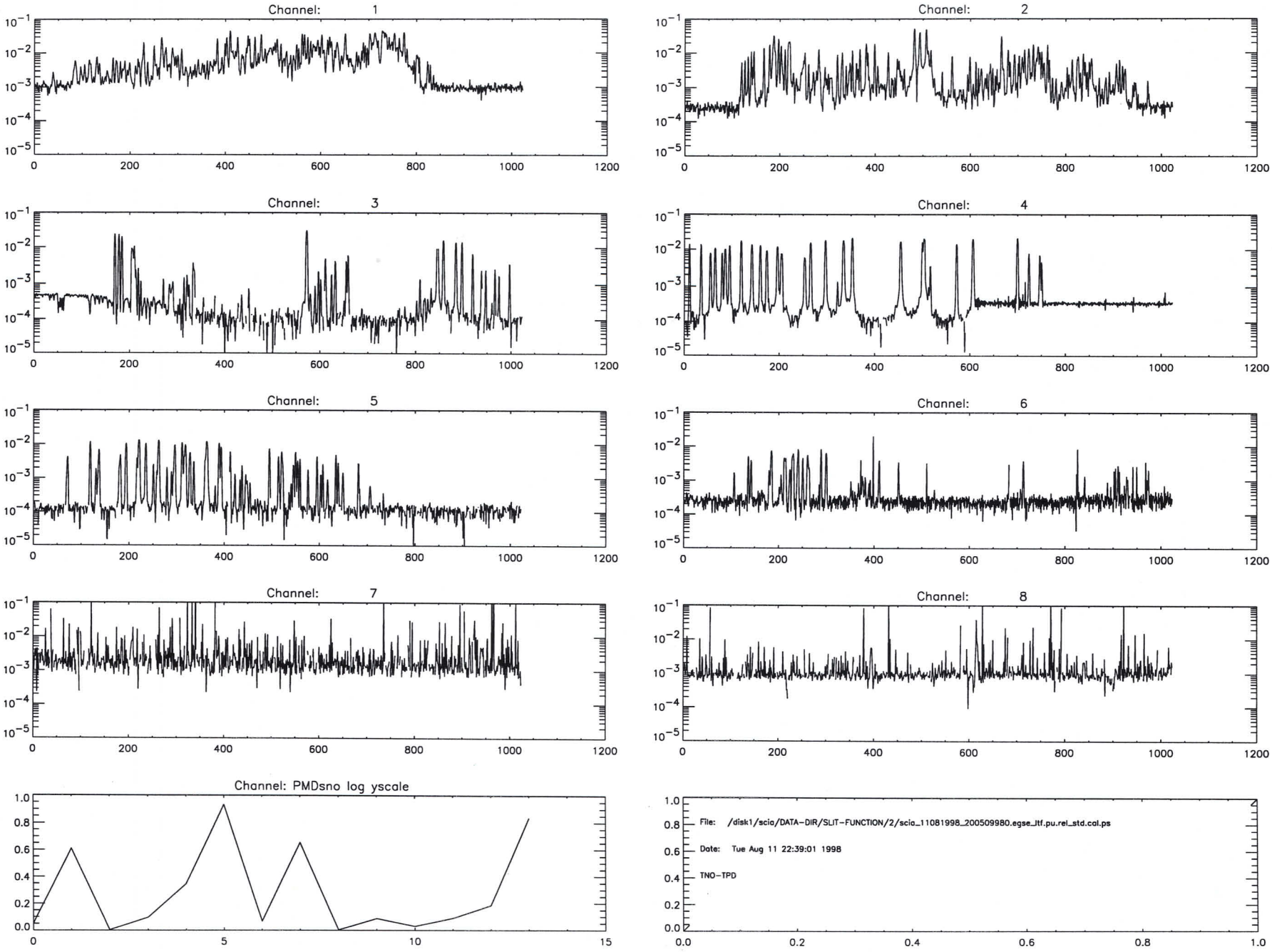
Channel: 1
Channel: 2
Channel: 3
Channel: 4
Channel: 5
Channel: 6
Channel: 7
Channel: 8
Channel: PMDsno log yscale
File: /disk1/scia/DATA-DIR/SLIT-FUNCTION/2/scia_11081998_200509980.egse_itf.pu.rel_std.cal.ps
Date: Tue Aug 11 22:39:01 1998
TNO-TPD

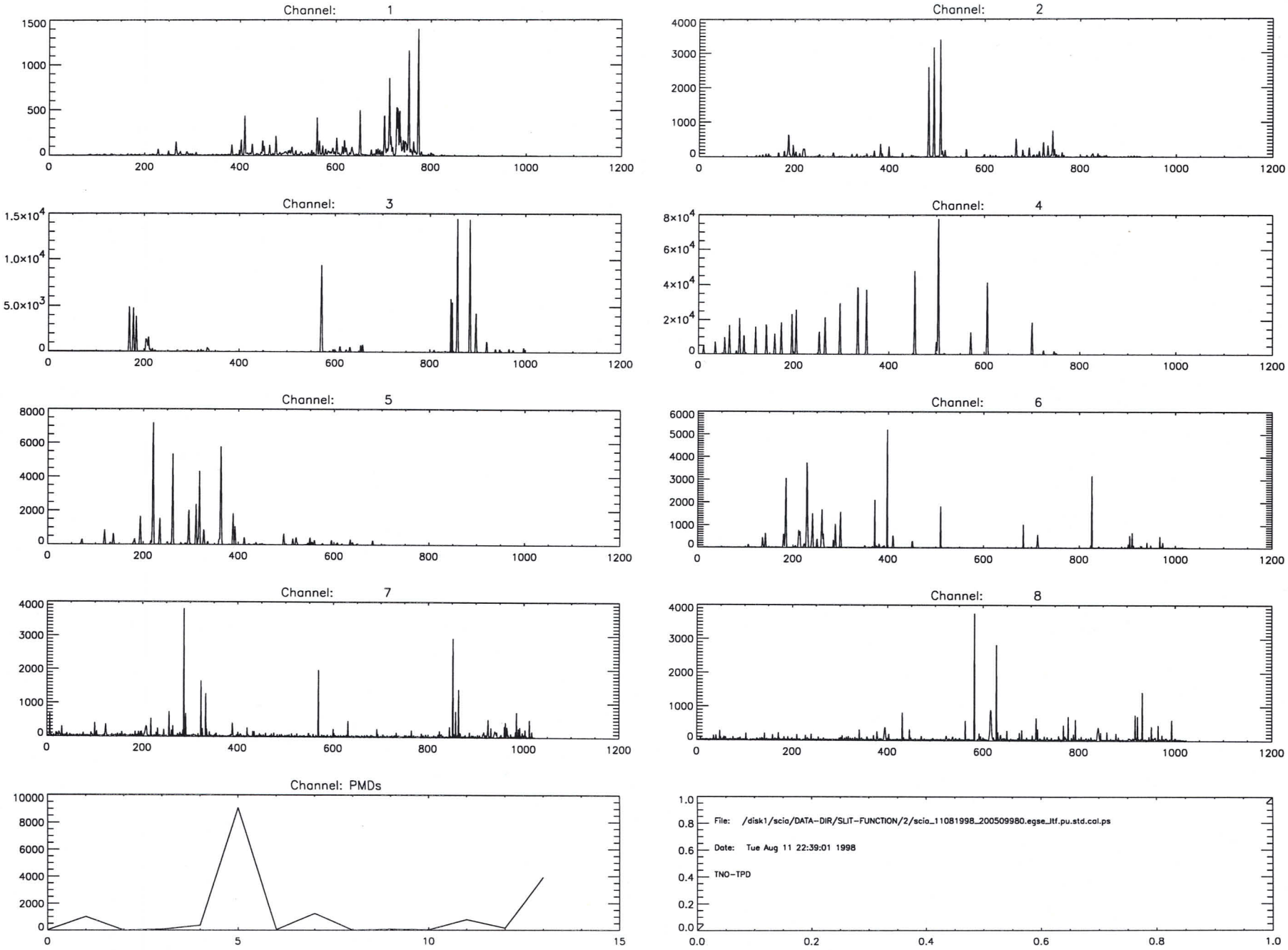
Channel: 1
Channel: 2
Channel: 3
Channel: 4
Channel: 5
Channel: 6
Channel: 7
Channel: 8
Channel: PMDs
File: /disk1/scia/DATA-DIR/SLIT-FUNCTION/2/scia_11081998_200509980.egse_itf.pu.std.cal.ps
Date: Tue Aug 11 22:39:01 1998
TNO-TPD

```
time       = Tue Aug 11 22:39:07 1998
batch      = du
Start TOD = Tue 11-Aug-98 20:06:23
End   TOD = Tue 11-Aug-98 20:07:23
Processing= computation of average, standard dev. and rel.standard dev.
```

```
time       = Tue Aug 11 22:39:01 1998
batch      = pu
Start TOD = Tue 11-Aug-98 20:05:09
End   TOD = Tue 11-Aug-98 20:06:23
Processing= computation of average, standard dev. and rel.standard dev.
```

Formal Run of Measurement

(Measurement ID) WLS_INT

Request for Actual Status		(cross out entries that are **not** requested.) STEP 39.3
Request for Modification		(fill in only entries to be modified)
Request for Run	X	(no entries = run based on actual default settings)

Scanner Positions

Azimuth	+45.00	deg
Elevation	+10.523	deg

Timeline for each Data Acquisition Period during Measurement

	1	2	3	4	5	6	7	8	9	10
State ID	44	45								
Repetitions	1	1								

State Parameters for States used in Timeline (State ID must be given)

Channel	PET [s] or H#	Co-Adding	PET [s] or H#	Co-Adding	PET [s] or H#	Co-Adding	PET [s] or H#	Co-Adding
1a	4	1						
1b	4	1						
2b	0,5	8						
2a	0,5	8						
3	0,125	32						
4	0,0625	64						
5	0,0625	64						
6	H8	64						
7	H7	64						
8	H8	64						
State ID								

Stimuli Settings for Existing Blocks in Measurement

Block No	Stimuli Setup ID	PPC [deg]	Polarizer [deg]	Shutter open/close	Acquisition Time [s]	Lambda [nm] Start	Stop	Step	Repetition Factor	Message	OS Setup Time [s]
1	-1	-	-	-	-	-	-	0	1	QU	

Measurement Data Description

Test Purpose	LAID 25
Remark	
Data Directory	0223_22.28.53_WLS_INT

Signatures

	Date	Signature
Issued	12-8-98	
< Performed	12.8.98	

Transfer Data File

STEP	ACTION	RESULT	MARKER
Intro	Your name: Date:	Gerard Otter 12-08-1998	
	What's the name of the (main) data input files that you want to store on the SUN named `scia6`?	scia_11081998_223140.b4 (A)	
	Setup a three-window configuration on your SUN.		See course descr.
Do Transfer	Be sure that you are in the directory you want your files in ftp <internet-address>, where you can find the address of the PC in the file `/etc/hosts` (entry: cdwpc). The address will also be next to you on paper (most probably). When asked for user, fill in: `anonymous`, when asked for an email address, fill in your email address on TPD. Set in binary: `binary` `mget *` (and return `y` to every file). `bye`		In DATA-DIR window In DATA window Approx. 140 kB

Sign:

Name: Gerard Otter
Date and time: 12-08-1998 02:00 local 0:00 UTC
Signature:

Construct CORR directory

STEP	ACTION	RESULT	MARKER
Intro	Your name: Date:	Gerard Otter 12-8-1998	
	Setup a three-window configuration on your SUN.		See course descr.
Cnstr correction directory	`cd ~/DATA-DIR/CORR ; ls` If there isn't a subdirectory corresponding to the current date, then `mk_corr_dir <date>`, where `<date>` is formated as follows DDMMYY (where DD, MM and YY correspond to the current date, DD = day, MM = month, YY = year 98). What is the name of the new directory?	120898	Note: In window DATA-DIR (A)
Check	`ls -l <A>`		
	`etalon.cal` present?	(Y) / N	
	`dead_bad.pix` present?	(Y) / N	
	`stray.data` present?	(Y) / N	
	`wl.data` present?	(Y) / N	
	`ppg.cal` present?	(Y) / N	
Sign:	Name Date and time Signature	Gerard Otter 12-8-1998 11:00 arc G	

STEP	ACTION	RESULT	MARKER
Intro	Your name:	Gerard Otter	
	Date:	12-08-1998	
	What's the name of the (main) data input files generated by the EGSE? `(*.dat)`	scia_11081998_223140364	(A)
	Setup a three-window configuration on your SUN.		See course descr.
Cnstr directory	`cd ~/DATA-DIR/WLS ; ls -l`		Note: In window DATA-DIR
	highest number in directory?	8	(B)
	New directory: `mkdir <B+1>` `ls -l` What's now the highest number in directory?	9	(C)
	<C> should be <B> + 1	Y / N	
	directory name is:	`~/DATA-DIR/WLS/<C>`	(DIR-NAME)
Copy data	See Analysis sheet: Transfer Data File	Y / N	In DATA-DIR window
Cnstr correction directory	`ls -l ~/DATA-DIR/CORR` If there isn't a subdirectory corresponding to the current date, then construct a CORRECTION directory (see: analysis sheet Construct CORR directory). What is the valueof the correction subdirectory corresponding to the current date. When running the PPG analysis, you will be asked to select this direcotory when storing the resulting PPG correction file.	120898	In DATA-DIR window

	If not, value is:	_____	
	Add postscript images to logbook, done	(Y) / N	
Print logfiles	`lpr -P<printer> *.log`		
	Add logfiles to logbook, done	(Y) / N	

PPG processing			
Run PPG	`idl do_ppg`		In IDL window
Check PPG	`ls -l *`		In DATA-DIR Window should be approx 150Kb
	Size of file `*.du*.cal.ppg.cal`	146kb	
	Size of file `*.du*.cal.ppg.cal.log`	360 b	
	Size of file `*.du*.cal.ppg.cal.ps`	146 kb	
Check PPG visually	`lpr -P<printer> *.du*.cal.ppg.cal.ps`		
	Value of PPG should show only a small variation around 1.0 (like noise).	(Y) / N	
	Add postscript images to logbook, done	(Y) / N	
Print logfiles	`lpr -P<printer> *.du*.cal.ppg.cal.log`		
	Add logfiles to logbook, done	(Y) / N	

Back up	Create 3 sets of backup CDs of directory <DIR-NAME> (One CD has a capacity of 600 Mbytes, the UNIX command `/usr/bin/du -k .` gives the number of kilo bytes in the current directory).		See analysis sheet BackUp
	Name of backup CDs	_____	

Sign:	Name	Gerard Otter
	Date and time	12-9-1998 01:50

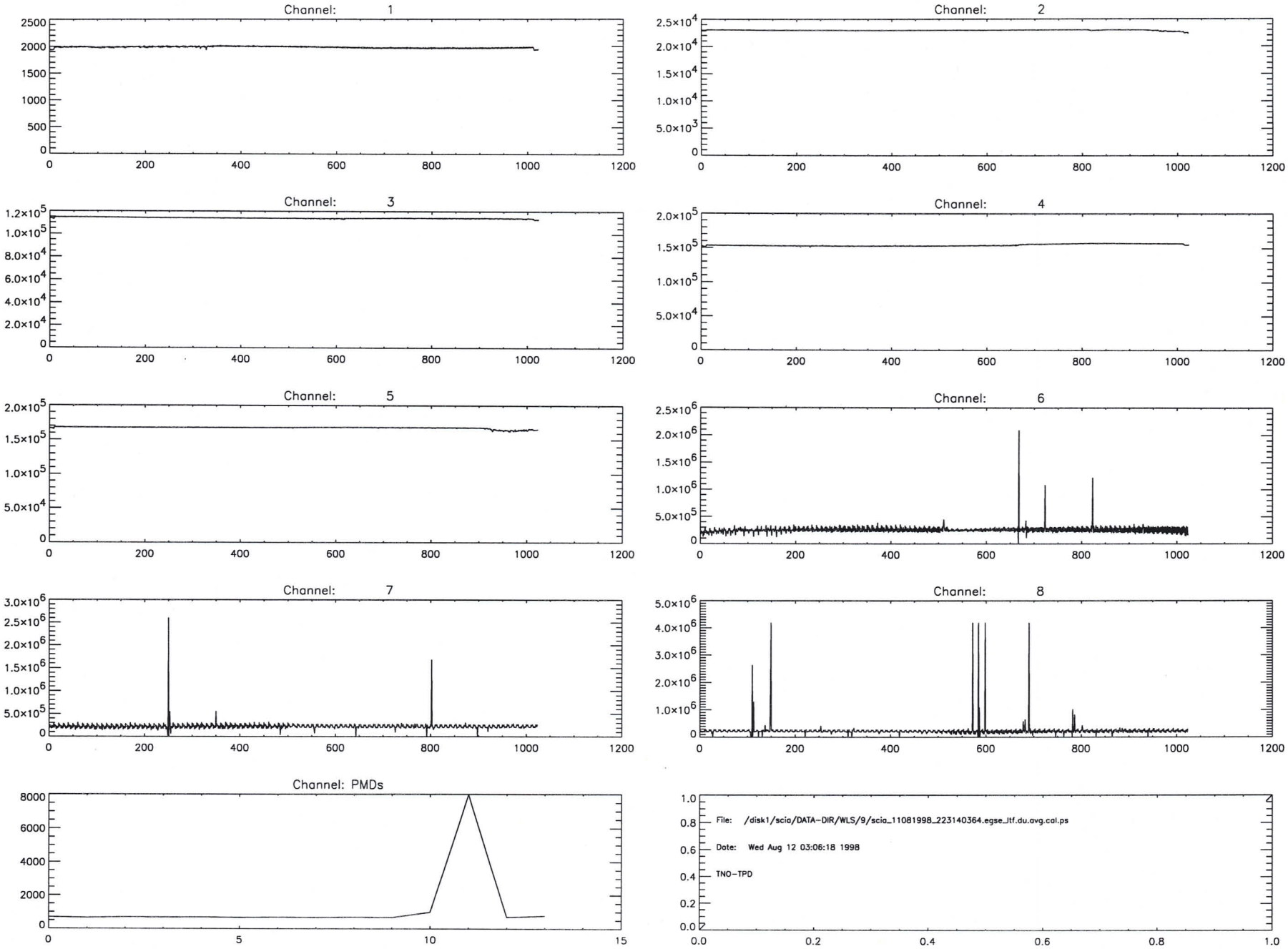
Channel: 1
Channel: 2
Channel: 3
Channel: 4
Channel: 5
Channel: 6
Channel: 7
Channel: 8
Channel: PMDs
File: /disk1/scia/DATA-DIR/WLS/9/scia_11081998_223140364.egse_itf.du.avg.cal.ps
Date: Wed Aug 12 03:06:18 1998
TNO-TPD

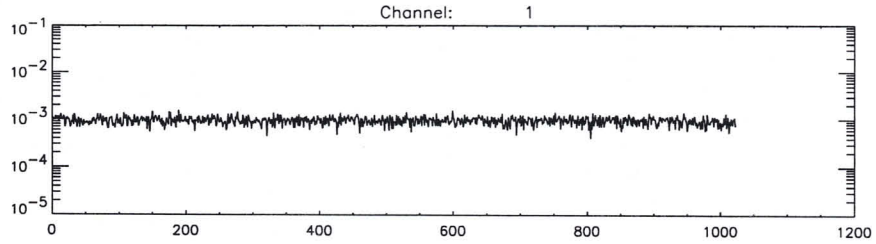
Channel: 1
10^{-1}
10^{-2}
10^{-3}
10^{-4}
10^{-5}
0
200
400
600
800
1000
1200

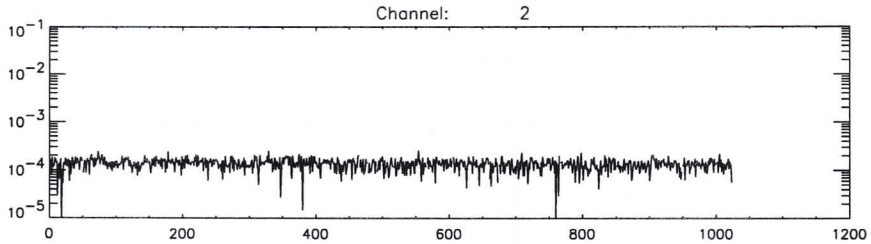
Channel: 2
10^{-1}
10^{-2}
10^{-3}
10^{-4}
10^{-5}
0
200
400
600
800
1000
1200

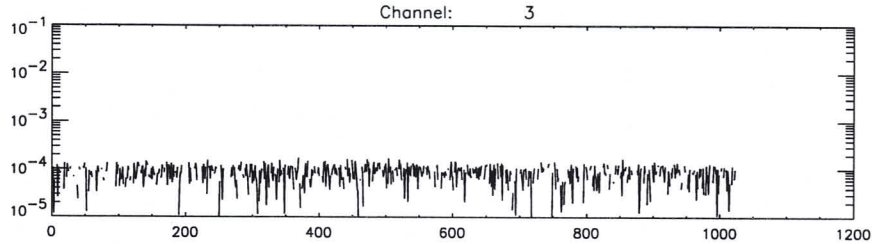
Channel: 3
10^{-1}
10^{-2}
10^{-3}
10^{-4}
10^{-5}
0
200
400
600
800
1000
1200

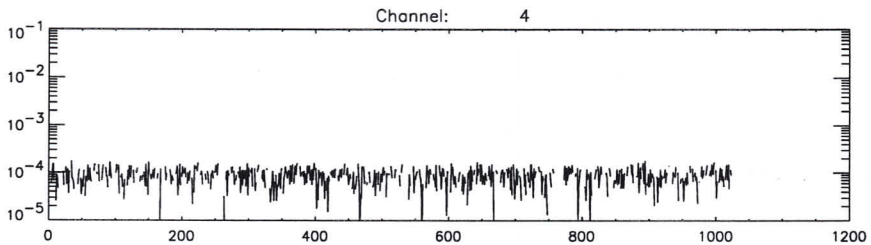
Channel: 4
10^{-1}
10^{-2}
10^{-3}
10^{-4}
10^{-5}
0
200
400
600
800
1000
1200

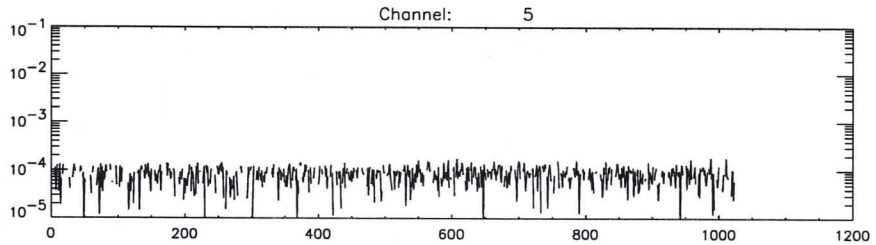
Channel: 5
10^{-1}
10^{-2}
10^{-3}
10^{-4}
10^{-5}
0
200
400
600
800
1000
1200

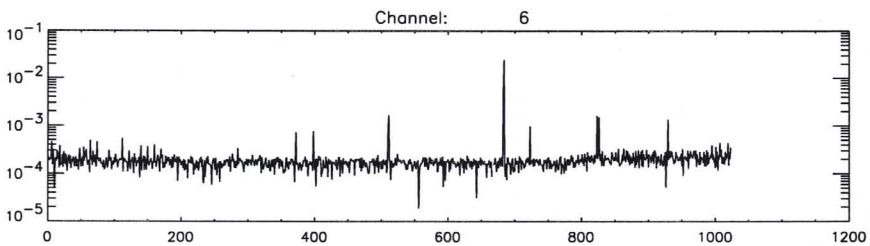
Channel: 6
10^{-1}
10^{-2}
10^{-3}
10^{-4}
10^{-5}
0
200
400
600
800
1000
1200

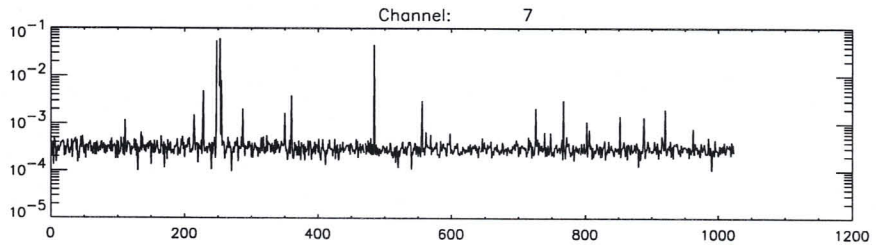
Channel: 7
10^{-1}
10^{-2}
10^{-3}
10^{-4}
10^{-5}
0
200
400
600
800
1000
1200

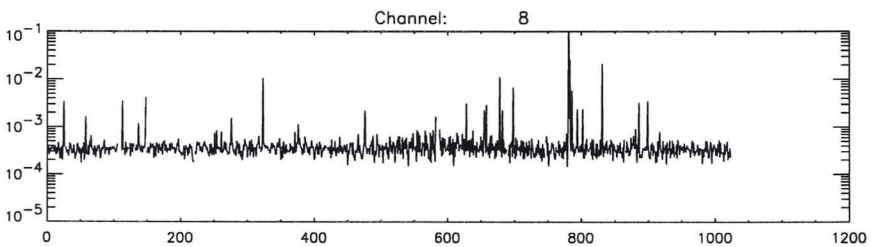
Channel: 8
10^{-1}
10^{-2}
10^{-3}
10^{-4}
10^{-5}
0
200
400
600
800
1000
1200

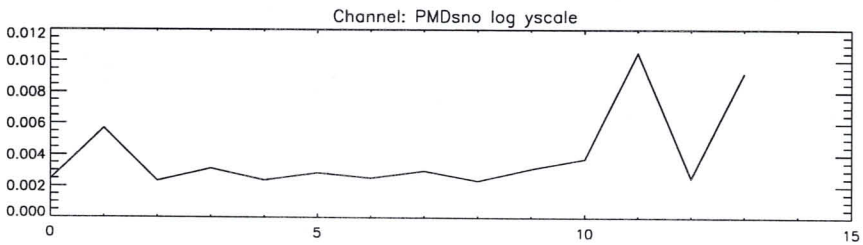
Channel: PMDsno log yscale
0.012
0.010
0.008
0.006
0.004
0.002
0.000
0
5
10
15

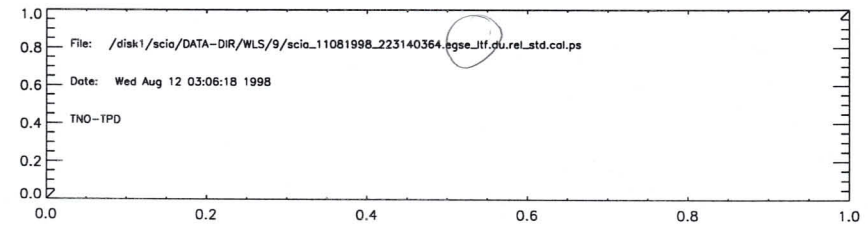
File: /disk1/scia/DATA-DIR/WLS/9/scia_11081998_223140364.pgse_ltf.du.rel_std.cal.ps
Date: Wed Aug 12 03:06:18 1998
TNO-TPD
1.0
0.8
0.6
0.4
0.2
0.0
0.0
0.2
0.4
0.6
0.8
1.0

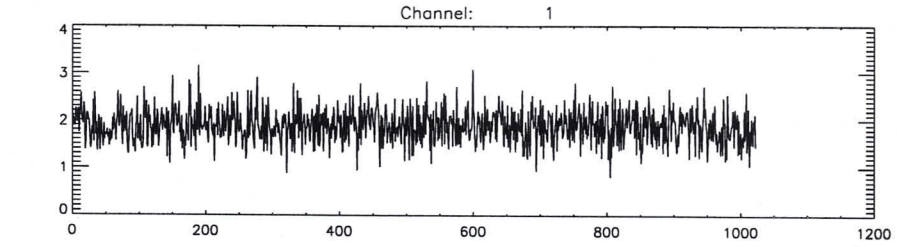
Channel: 1

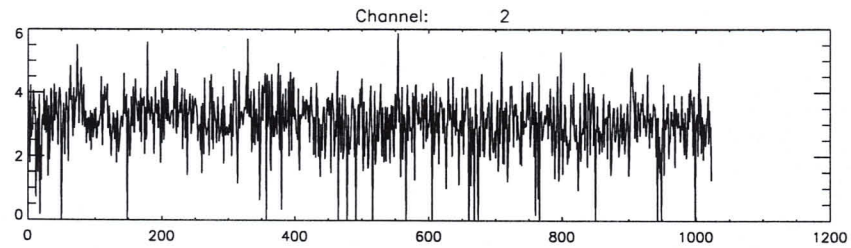
Channel: 2

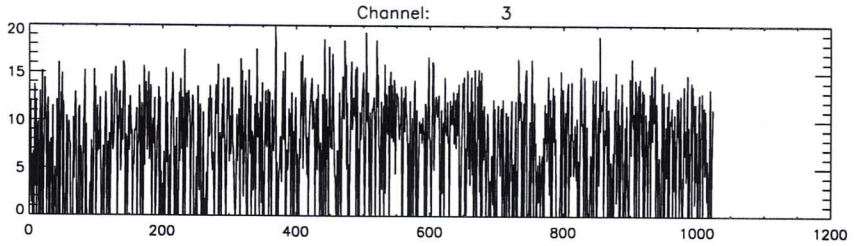
Channel: 3

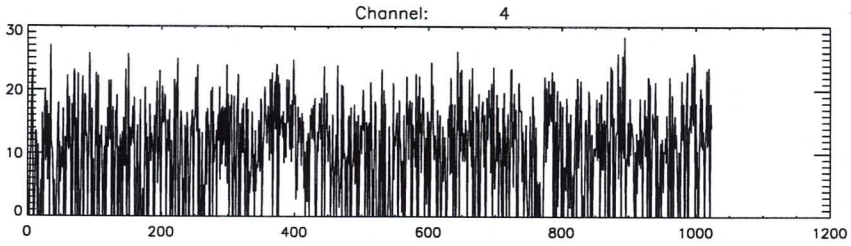
Channel: 4

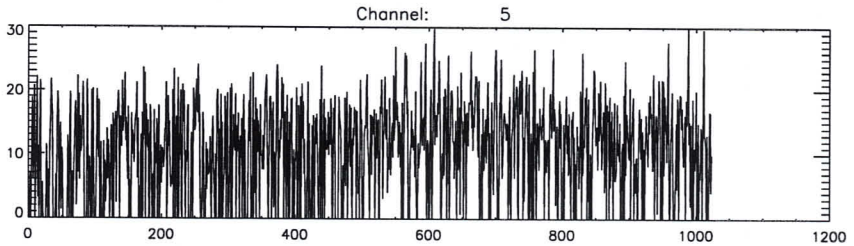
Channel: 5

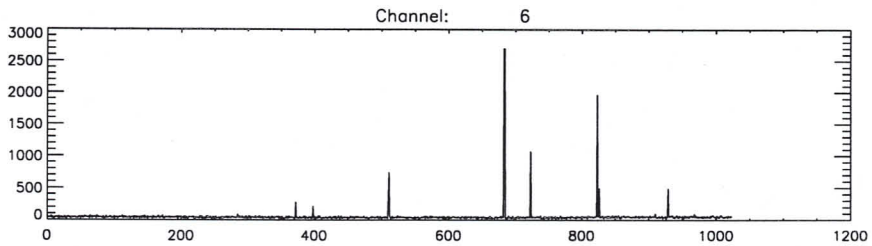
Channel: 6

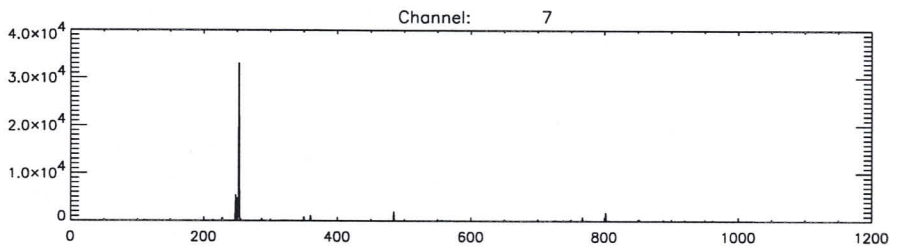
Channel: 7

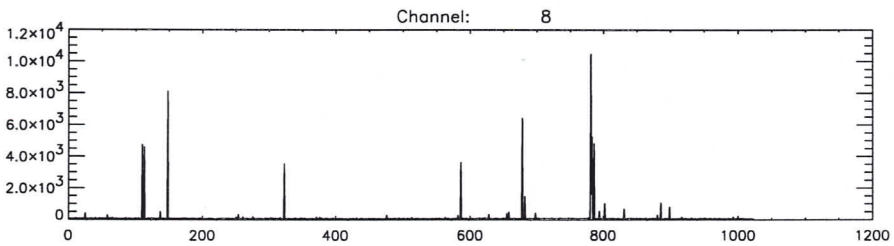
Channel: 8

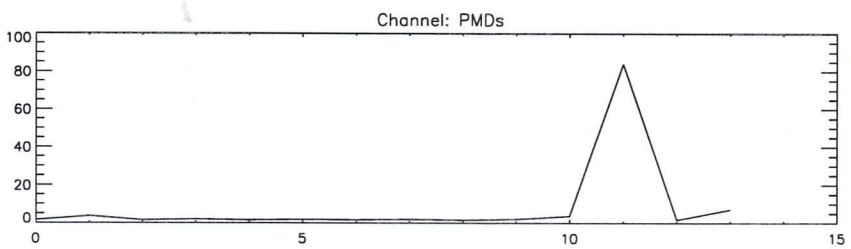
Channel: PMDs

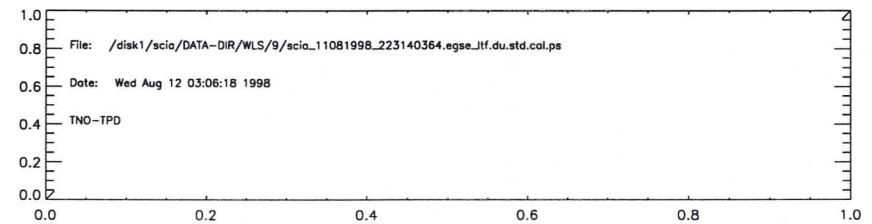
File: /disk1/scia/DATA-DIR/WLS/9/scia_11081998_223140364.egse_itf.du.std.cal.ps
Date: Wed Aug 12 03:06:18 1998
TNO-TPD

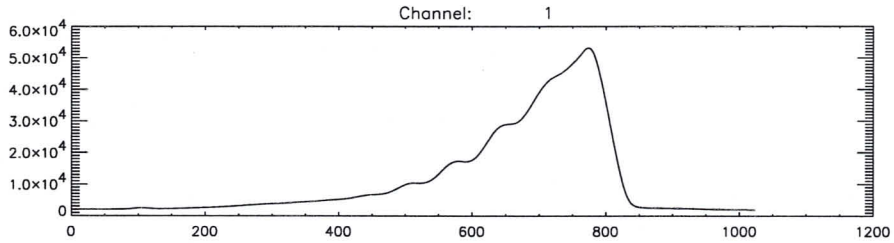
Channel: 1
6.0x10^4
5.0x10^4
4.0x10^4
3.0x10^4
2.0x10^4
1.0x10^4
0
0
200
400
600
800
1000
1200

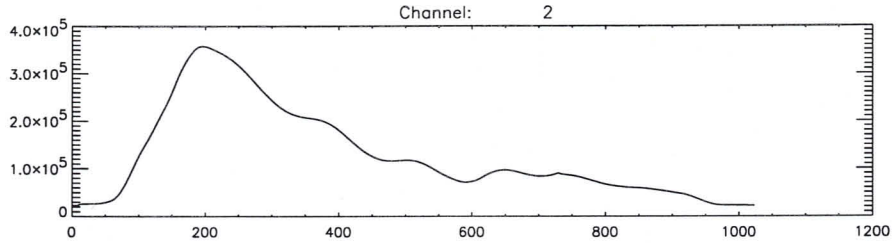
Channel: 2
4.0x10^5
3.0x10^5
2.0x10^5
1.0x10^5
0
0
200
400
600
800
1000
1200

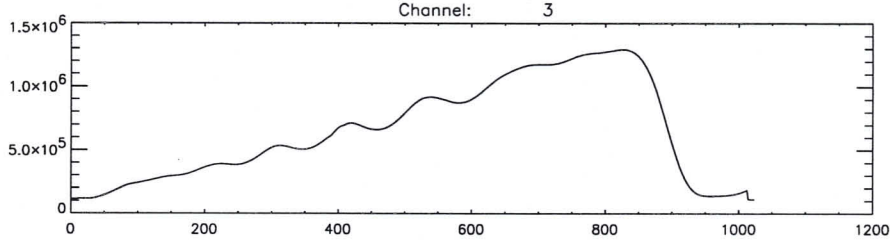
Channel: 3
1.5x10^6
1.0x10^6
5.0x10^5
0
0
200
400
600
800
1000
1200

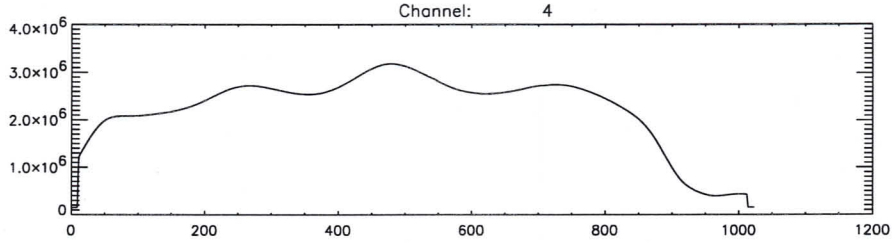
Channel: 4
4.0x10^6
3.0x10^6
2.0x10^6
1.0x10^6
0
0
200
400
600
800
1000
1200

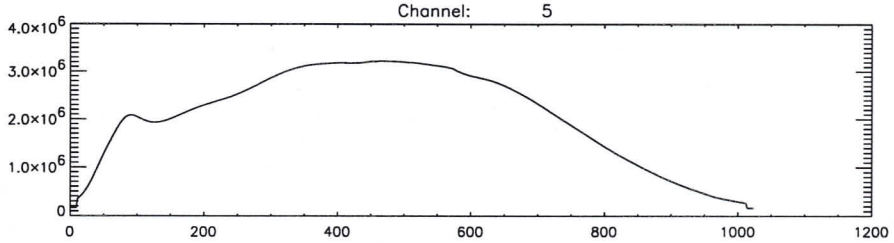
Channel: 5
4.0x10^6
3.0x10^6
2.0x10^6
1.0x10^6
0
0
200
400
600
800
1000
1200

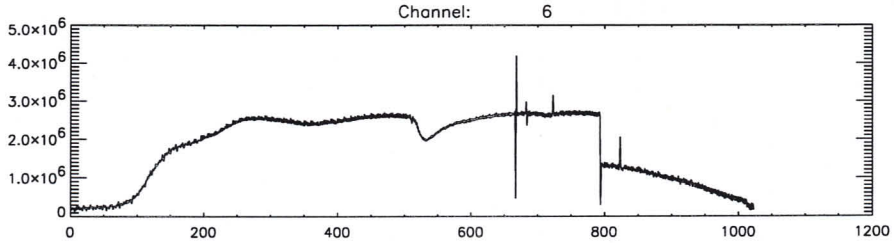
Channel: 6
5.0x10^6
4.0x10^6
3.0x10^6
2.0x10^6
1.0x10^6
0
0
200
400
600
800
1000
1200

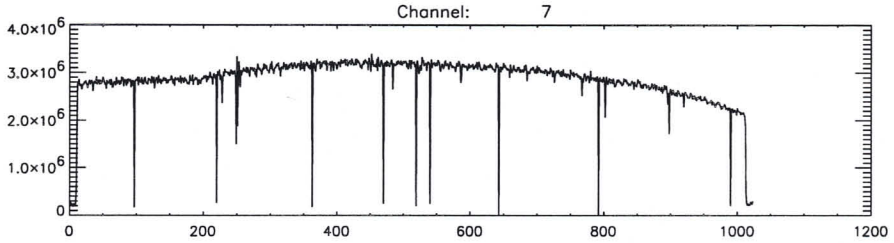
Channel: 7
4.0x10^6
3.0x10^6
2.0x10^6
1.0x10^6
0
0
200
400
600
800
1000
1200

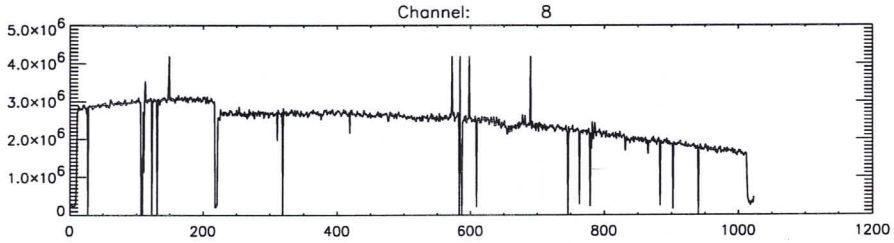
Channel: 8
5.0x10^6
4.0x10^6
3.0x10^6
2.0x10^6
1.0x10^6
0
0
200
400
600
800
1000
1200

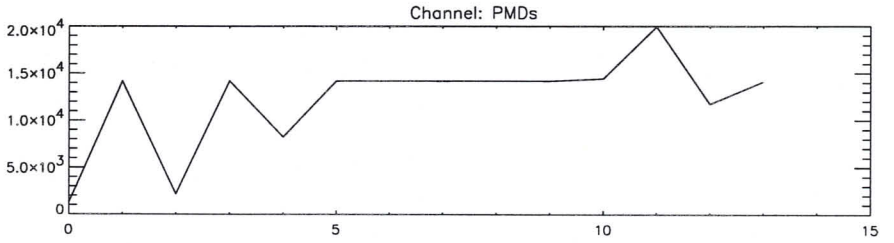
Channel: PMDs
2.0x10^4
1.5x10^4
1.0x10^4
5.0x10^3
0
0
5
10
15

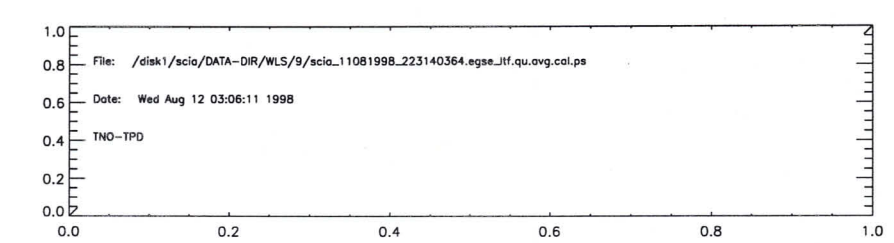
File: /disk1/scia/DATA-DIR/WLS/9/scia_11081998_223140364.egse_itf.qu.avg.cal.ps
Date: Wed Aug 12 03:06:11 1998
TNO-TPD
1.0
0.8
0.6
0.4
0.2
0.0
0.0
0.2
0.4
0.6
0.8
1.0

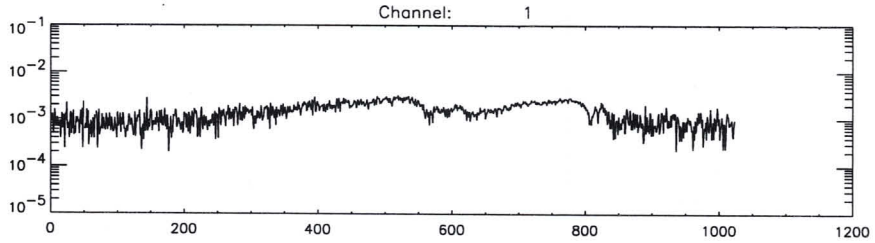
Channel: 1

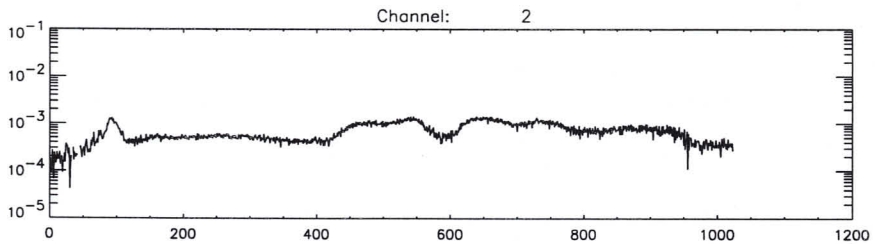
Channel: 2

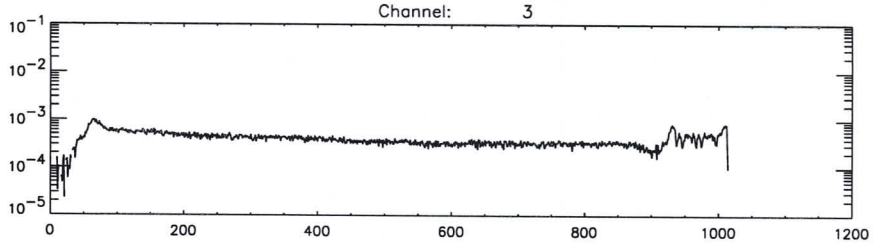
Channel: 3

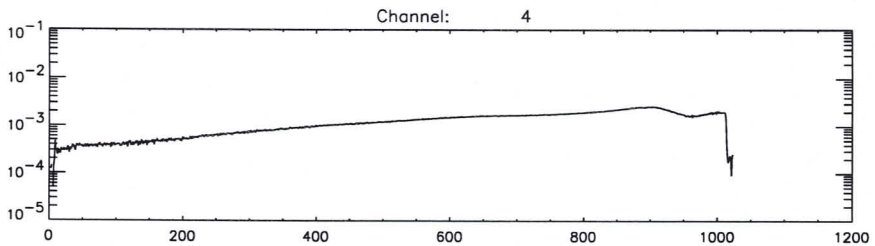
Channel: 4

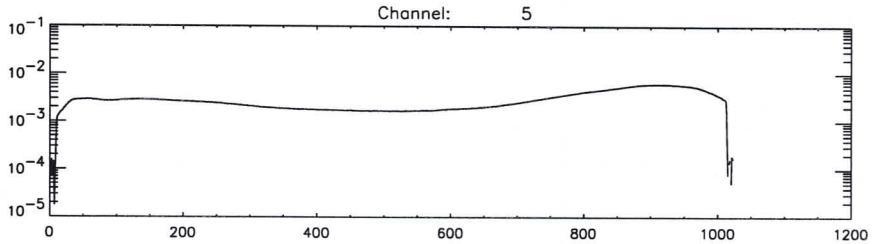
Channel: 5

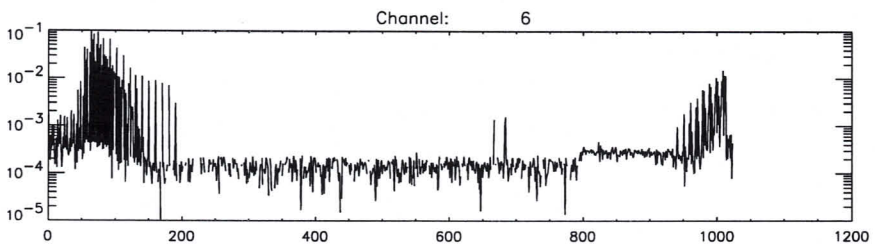
Channel: 6

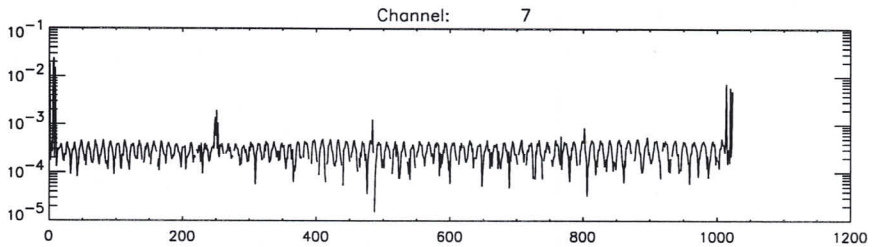
Channel: 7

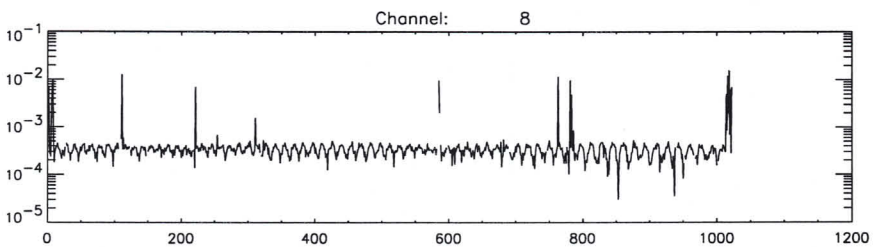
Channel: 8

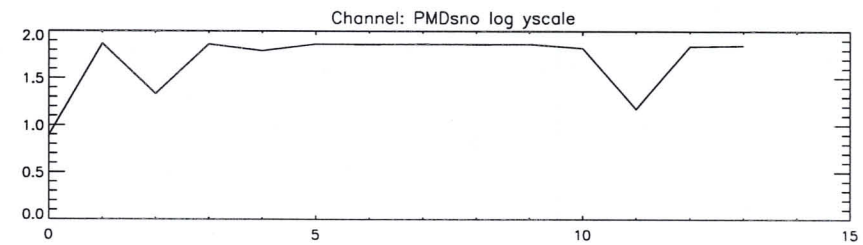
Channel: PMDsno log yscale

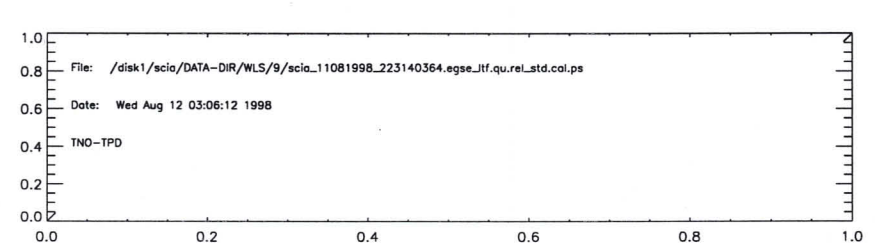
File: /disk1/scia/DATA-DIR/WLS/9/scia_11081998_223140364.egse_itf.qu.rel_std.cal.ps
Date: Wed Aug 12 03:06:12 1998
TNO-TPD

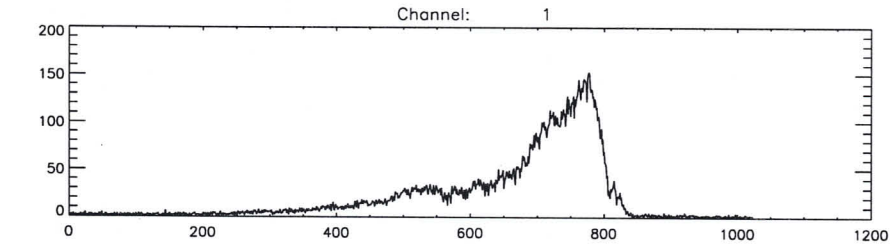
Channel: 1

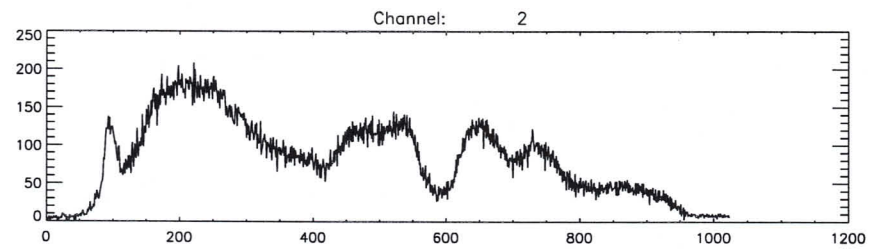
Channel: 2

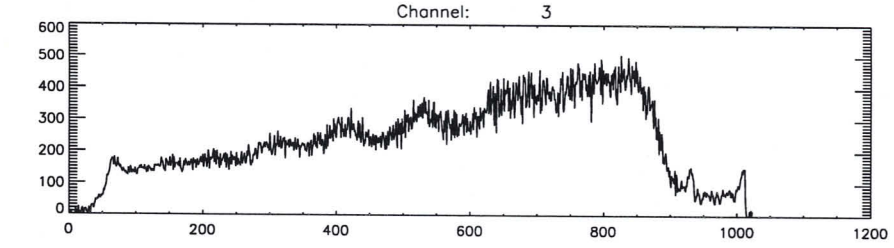
Channel: 3

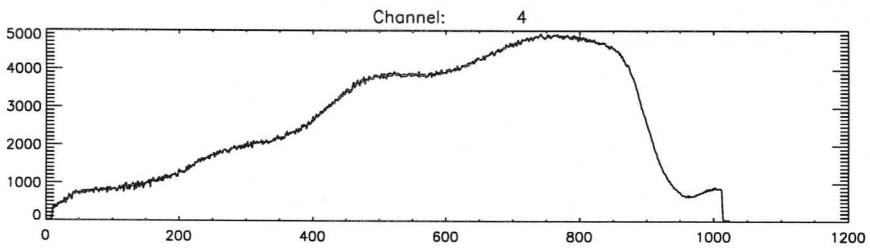
Channel: 4

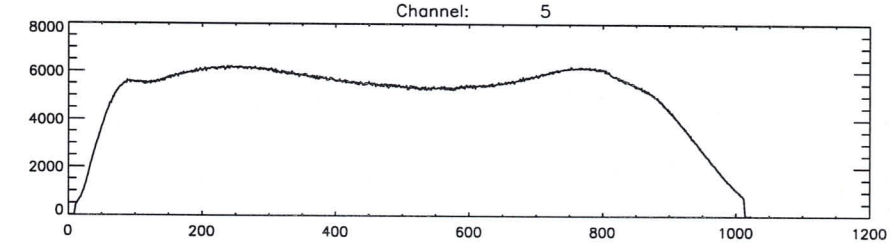
Channel: 5

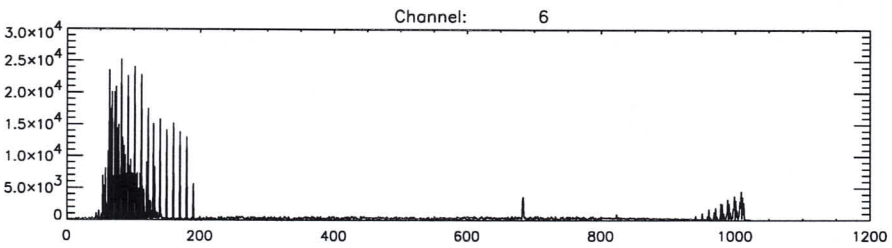
Channel: 6

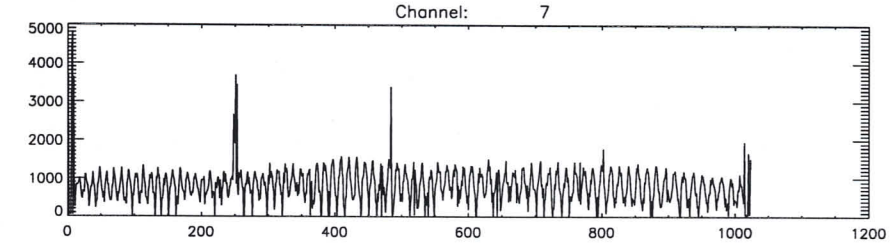
Channel: 7

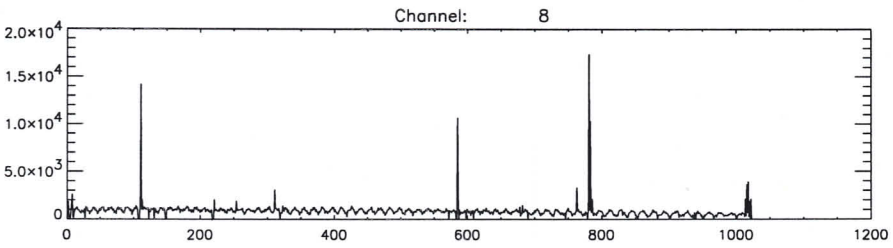
Channel: 8

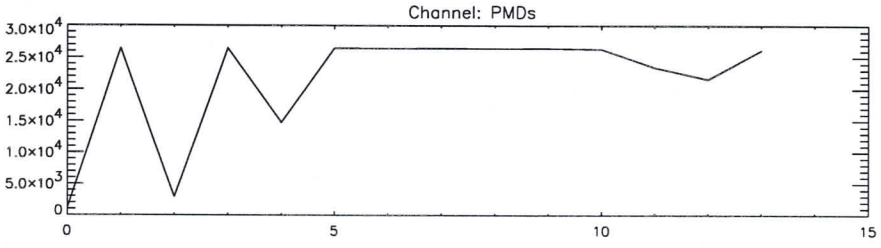
Channel: PMDs

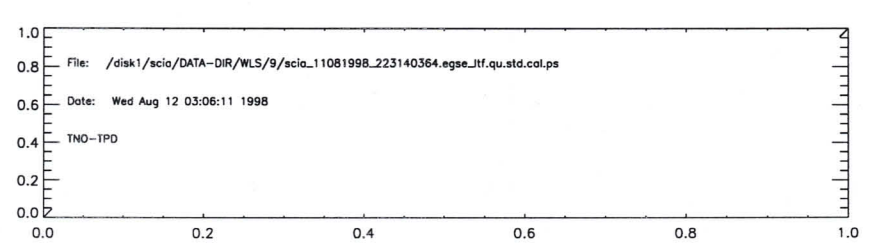
File: /disk1/scia/DATA-DIR/WLS/9/scia_11081998_223140364.egse_itf.qu.std.cal.ps
Date: Wed Aug 12 03:06:11 1998
TNO-TPD

```
time       = Wed Aug 12 03:06:18 1998
batch      = du
Start TOD = Tue 11-Aug-98 22:32:06
End   TOD = Tue 11-Aug-98 22:33:06
Processing= computation of average, standard dev. and rel.standard dev.
```

```
time       = Wed Aug 12 03:06:12 1998
batch      = qu
Start TOD = Tue 11-Aug-98 22:31:40
End   TOD = Tue 11-Aug-98 22:32:06
Processing= computation of average, standard dev. and rel.standard dev.
```

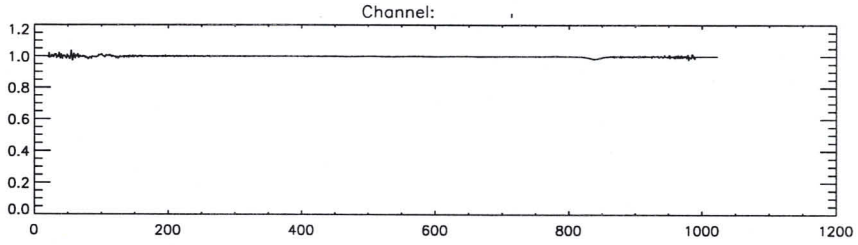
Channel:
1.2
1.0
0.8
0.6
0.4
0.2
0.0
0
200
400
600
800
1000
1200

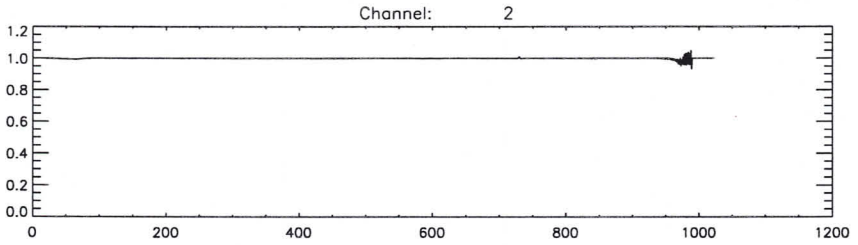
Channel: 2
1.2
1.0
0.8
0.6
0.4
0.2
0.0
0
200
400
600
800
1000
1200

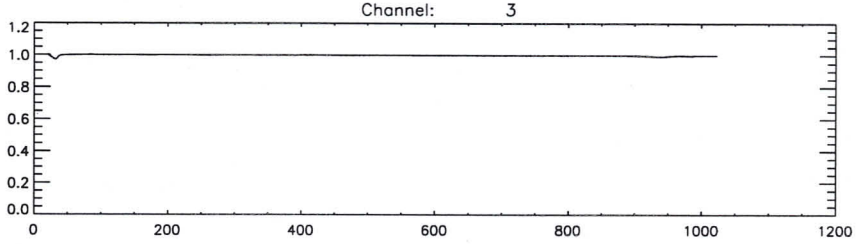
Channel: 3
1.2
1.0
0.8
0.6
0.4
0.2
0.0
0
200
400
600
800
1000
1200

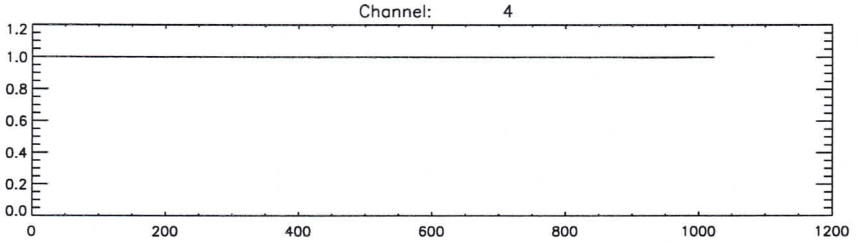
Channel: 4
1.2
1.0
0.8
0.6
0.4
0.2
0.0
0
200
400
600
800
1000
1200

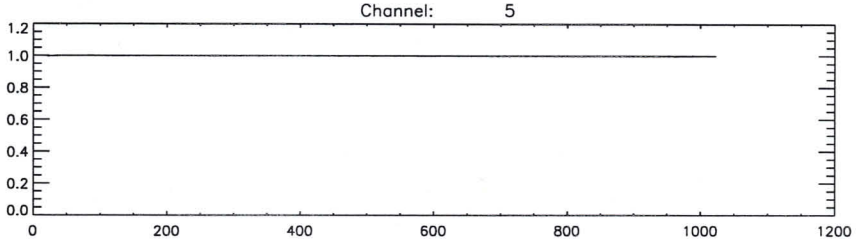
Channel: 5
1.2
1.0
0.8
0.6
0.4
0.2
0.0
0
200
400
600
800
1000
1200

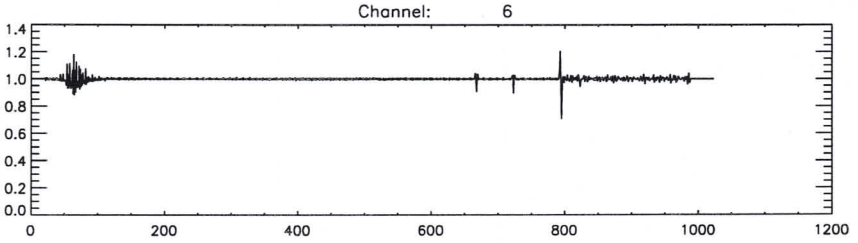
Channel: 6
1.4
1.2
1.0
0.8
0.6
0.4
0.2
0.0
0
200
400
600
800
1000
1200

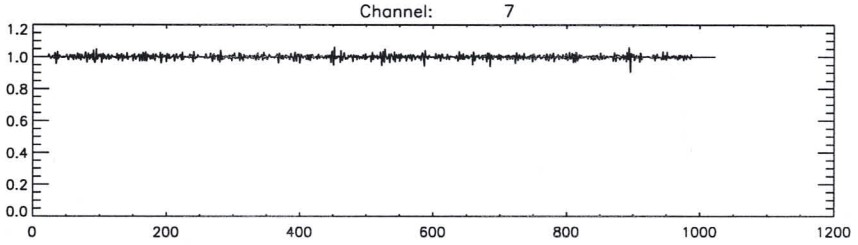
Channel: 7
1.2
1.0
0.8
0.6
0.4
0.2
0.0
0
200
400
600
800
1000
1200

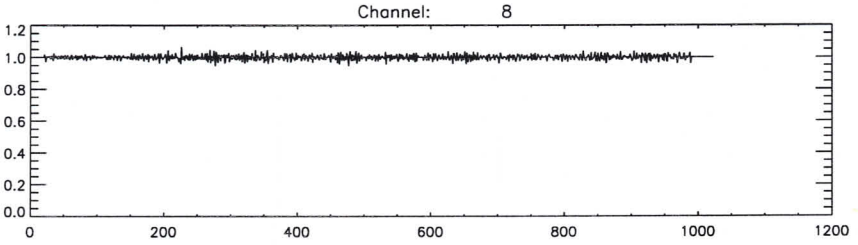
Channel: 8
1.2
1.0
0.8
0.6
0.4
0.2
0.0
0
200
400
600
800
1000
1200

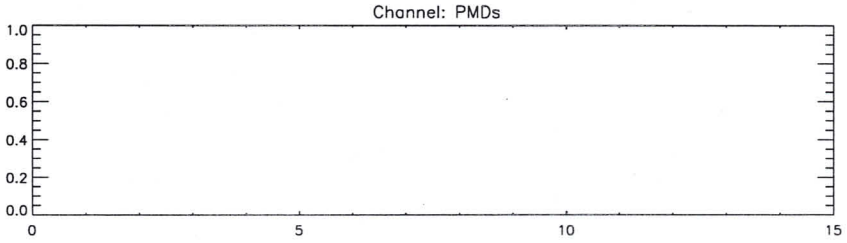
Channel: PMDs
1.0
0.8
0.6
0.4
0.2
0.0
0
5
10
15

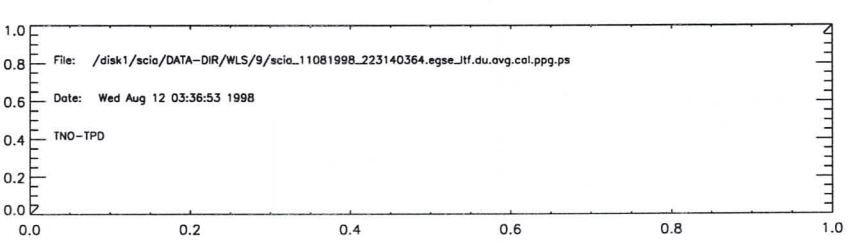
1.0
0.8
0.6
0.4
0.2
0.0
File: /disk1/scia/DATA-DIR/WLS/9/scia_11081998_223140364.egse_ltf.du.avg.cal.ppg.ps
Date: Wed Aug 12 03:36:53 1998
TNO-TPD
0.0
0.2
0.4
0.6
0.8
1.0

Version: 0.1
Input files:

/disk1/scia/DATA-DIR/WLS/9/scia_11081998_223140364.egse_ltf.du.avg.cal and

/disk1/scia/DATA-DIR/WLS/9/scia_11081998_223140364.egse_ltf.qu.avg.cal
Action: Computation of Pixel to pixel gain
Processing time: Wed Aug 12 03:36:53 1998
Output file name:
/disk1/scia/DATA-DIR/WLS/9/scia_11081998_223140364.egse_ltf.du.avg.cal.ppg.cal

STEP	ACTION	RESULT	MARKER
Intro	Your name: Date:	DF Oude Lansink 12-8-1998	
	What's the name of the (main) data input files generated by the EGSE? (*.dat)	xia-11081998_22314036	(A)
	Setup a three-window configuration on your SUN.		See course descr.
Cnstr directory	`cd ~/DATA-DIR/WLS ; ls -l` highest number in directory?	/	Note: In window DATA-DIR (B)
	New directory: `mkdir <B+1>` `ls -l` What's now the highest number in directory? <C> should be <B> + 1 directory name is:	9 (Y) / N ~/DATA-DIR/WLS/<C>	(Do this only when you haven't already a directory with the source file for PPG purposes.) (C) (DIR-NAME)
Copy data	See Analysis sheet: Transfer Data File	~~Y~~/N	In DATA-DIR window
Cnstr correction directory	`ls -l ~/DATA-DIR/CORR` If there isn't a subdirectory corresponding to the current date, then construct a CORRECTION directory (see: analysis sheet Construct CORR directory). What is the valueof the correction subdirectory corresponding to the current date.	12089 8	In DATA-DIR Window
	When running the ETALON analysis, you will be asked to select this direcotory when storing the resulting ETALON correction file.		

	Contents of `*rel_std*.ps` files should be smaller than 0.01 (pixel 300 -- 800) for all channels. If not, value is:	(Y) / N (But barely smaller than 0,01)	
	Add postscript images to logbook, done	(Y) / N	
Print logfiles	`lpr -P<printer> *.log`		
	Add logfiles to logbook, done	(Y) / N	

ETALON processing			
Run ETALON	`idl do_etalon`		In IDL window
Check ETALON	`ls -l <DIR-NAME>/*`		In DATA-DIR window should be approx 150Kb
	Size of file `*.du*.avg.cal.etalon.cal`	146 kB	
Check ETALON visually	`lpr -P<printer> *.du*.avg.cal.etalon.cal.ps`		
	Value of ETALON should show only a small variation around 1.0 (like noise).	(Y) / N	
	Add postscript images to logbook, done	(Y) / N	
Print logfiles	`lpr -P<printer> *.du*.avg.cal.etalon.cal.log`		
	Add logfiles to logbook, done	(Y) / N	

(*) When asked a file containing reference WLS spectrum (START_OF_CAL) select the right subdirectory START_OF_CAL_WARM or START_OF_CAL_COLD. (depending on detector temps)

Back up	Create 3 sets of backup CDs of directory <DIR-NAME> (One CD has a capacity of 600 Mbytes, the UNIX command `/usr/bin/du -k .` gives the number of kilo bytes in the current directory). Name of backup CDs		See analysis sheet BackUp

Sign:	Name	DION DUDE LANSINK

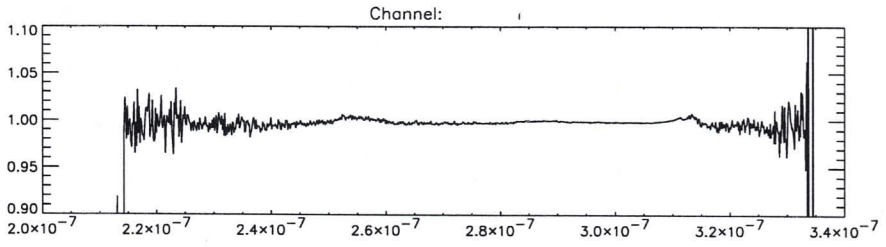
Channel:
1.10
1.05
1.00
0.95
0.90
2.0×10⁻⁷
2.2×10⁻⁷
2.4×10⁻⁷
2.6×10⁻⁷
2.8×10⁻⁷
3.0×10⁻⁷
3.2×10⁻⁷
3.4×10⁻⁷

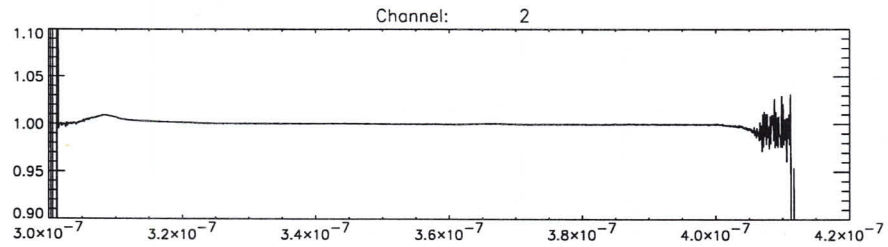
Channel: 2
1.10
1.05
1.00
0.95
0.90
3.0×10⁻⁷
3.2×10⁻⁷
3.4×10⁻⁷
3.6×10⁻⁷
3.8×10⁻⁷
4.0×10⁻⁷
4.2×10⁻⁷

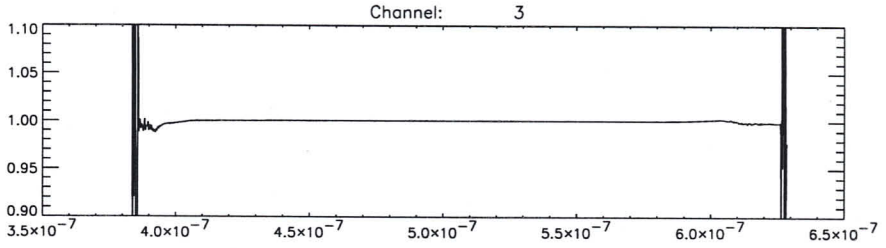
Channel: 3
1.10
1.05
1.00
0.95
0.90
3.5×10⁻⁷
4.0×10⁻⁷
4.5×10⁻⁷
5.0×10⁻⁷
5.5×10⁻⁷
6.0×10⁻⁷
6.5×10⁻⁷

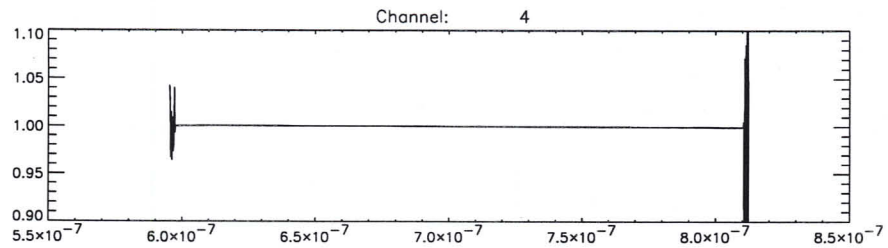
Channel: 4
1.10
1.05
1.00
0.95
0.90
5.5×10⁻⁷
6.0×10⁻⁷
6.5×10⁻⁷
7.0×10⁻⁷
7.5×10⁻⁷
8.0×10⁻⁷
8.5×10⁻⁷

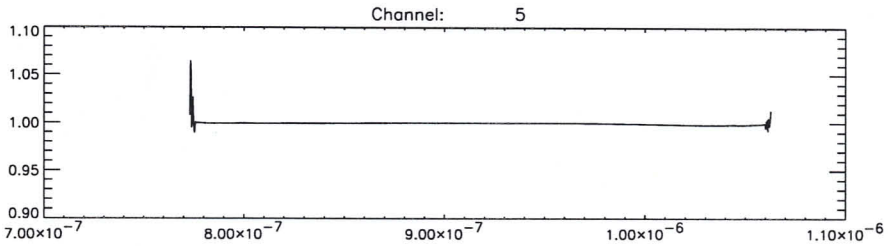
Channel: 5
1.10
1.05
1.00
0.95
0.90
7.00×10⁻⁷
8.00×10⁻⁷
9.00×10⁻⁷
1.00×10⁻⁶
1.10×10⁻⁶

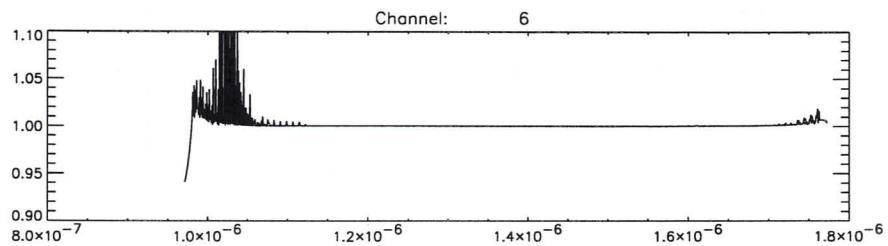
Channel: 6
1.10
1.05
1.00
0.95
0.90
8.0×10⁻⁷
1.0×10⁻⁶
1.2×10⁻⁶
1.4×10⁻⁶
1.6×10⁻⁶
1.8×10⁻⁶

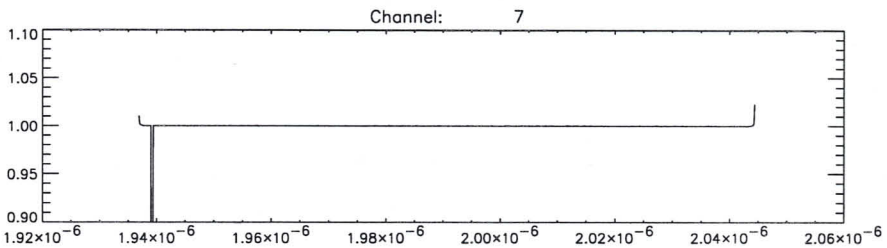
Channel: 7
1.10
1.05
1.00
0.95
0.90
1.92×10⁻⁶
1.94×10⁻⁶
1.96×10⁻⁶
1.98×10⁻⁶
2.00×10⁻⁶
2.02×10⁻⁶
2.04×10⁻⁶
2.06×10⁻⁶


Channel: 8
1.10
1.05
1.00
0.95
0.90
2.25×10⁻⁶
2.30×10⁻⁶
2.35×10⁻⁶
2.40×10⁻⁶

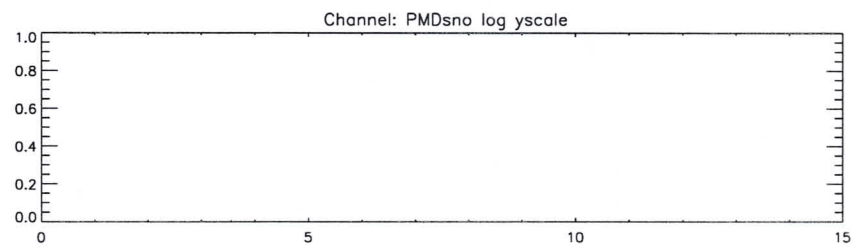
Channel: PMDsno log yscale
1.0
0.8
0.6
0.4
0.2
0.0
0
5
10
15

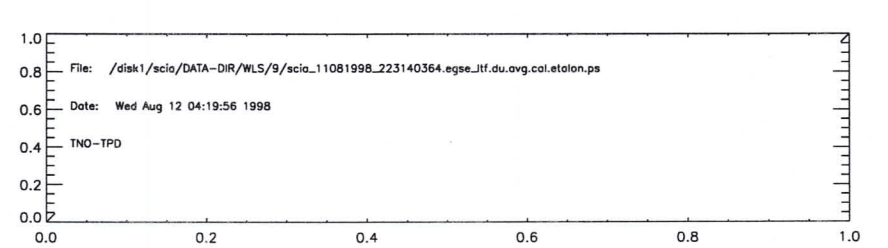
File: /disk1/scia/DATA-DIR/WLS/9/scia_11081998_223140364.egse_itf.du.avg.cal.etalon.ps
Date: Wed Aug 12 04:19:56 1998
TNO-TPD
1.0
0.8
0.6
0.4
0.2
0.0
0.0
0.2
0.4
0.6
0.8
1.0

Version: 0.1
Input files:

/disk1/scia/DATA-DIR/WLS/9/scia_11081998_223140364.egse_ltf.du.avg.cal and

/disk1/scia/DATA-DIR/WLS/9/scia_11081998_223140364.egse_ltf.qu.avg.cal
Action: Extraction of etalon structure
Processing time: Wed Aug 12 04:18:46 1998
Output file name:
/disk1/scia/DATA-DIR/WLS/9/scia_11081998_223140364.egse_ltf.du.avg.cal.etalon.

Pagenumber:

LOG SHEET SCIAMACHY CALIBRATION

	date/time	description of action	measuremement filename
	12-8-'98	Bij SLS-meting 93.b ; (SLS-INT-2) zijn de	SPEC-CAL/12
		pu. rel. std waarde soms een stuk hoger dan de	
		maximaal toegestane 0,08 (± 0,05)	

Formal Run of Measurement

(Measurement ID) SCS_INT_L

Request for Actual Status		(cross out entries that are **not** requested.)
Request for Modification	X	(fill in only entries to be modified)
Request for Run		(no entries = run based on actual default settings)

Scanner Positions

Azimuth	+45,00	deg
Elevation	+9,765	deg

Timeline for each Data Acquisition Period during Measurement

	1	2	3	4	5	6	7	8	9	10
State ID										
Repetitions										

State Parameters for States used in Timeline (State ID must be given)

Channel	PET [s] or H#	Co-Adding	PET [s] or H#	Co-Adding	PET [s] or H#	Co-Adding	PET [s] or H#	Co-Adding
1a	4	1						
1b	4	1						
2b	2	2						
2a	2	2						
3	0,125	32						
4	0,03125	64						
5	0,25	16						
6	0,25	16						
7	1	4						
8	1	4						
State ID								

State 43 is OK

Change state

42 only

(dark state)

Stimuli Settings for Existing Blocks in Measurement

Block No	Stimuli Setup ID	PPC [deg]	Polarizer [deg]	Shutter open/close	Acquisition Time [s]	Lambda [nm] Start	Stop	Step	Repetition Factor	Message	OS Setup Time [s]

Measurement Data Description

Test Purpose	
Remark	no UID
Data Directory	

Signatures

	Date	Signature
Issued	12-8-1998	M D
< Performed	12.8.98	

STEP	ACTION	RESULT	MARKER
Intro	Your name: Date:	Dion Oude Lansink 12-8-'98	
	What's the name of the (main) data input files generated by the EGSE? (*.dat)	sciA_11081998_233455 251	(A)
	Setup a three-window configuration on your SUN.		see course descr.
Cnstr directory	cd ~/DATA-DIR/SPEC-CAL/ ; ls -l highest number in directory? New directory: mkdir <B+1> ls -l What's now the highest number in directory? <C> should be <B> + 1	11 12 (Y) / N	Note: In window DATA-DIR (B) (C)
	directory name is:	~/DATA-DIR/SPECCAL/<C>	(DIR-NAME)
Copy data	See Analysis sheet: Transfer Data File	(Y) / N	In DATA-DIR window
Cnstr EGSE_LTF	cal_raw2ltf . (Error messages are not necessarily fatal; check with SOLAN --in solan window-- whether output file is okay: there should be a signal present, and dremark1 labels should be filled) ls -l *.egse_ltf What's the name of the egse_ltf file <D> should be <A>.egse_ltf	(A) (Y) / N	Note: In window DATA-DIR; ***don't forget the dot !!!;*** *May take more than 15 mins.* (D)
Cnstr CAL files	idl run_averscia (and select file <D> when asked)		Note: In window IDL
Check CAL files	Dark files: ls -l *du*.avg.cal		In DATA-DIR window
	size:	146 kB	should be approx 150kb
	SLS light file:		

Note: dremark1 label starts either with 'su' or with 'pu' (here we have taken the 'su'-case).

```
ls -l *su*.avg.cal
```

size: 146 kb — should be approx 150kb

Note: all files should be present, if not:
(a) Check file <D> using SOLAN and check whether DU, and SU labels are present in dremark1 labels
(b) Check if enough disk space is available (Unix command df -k | more).

Print postscript

```
lpr -P<printer>
*du*.*.cal.ps
*su*.*.cal.ps
```

Contents dark file `*du*.avg.cal` should be approx. constant within channels: (Y) / N

Contents of file `*SU*.avg.cal.ps` should contain peak signals in channels (cannot be seen in channels 7 and 8): (Y) / N

Contents of `*rel_std*.ps` files should be smaller than 0.01 (pixel 300 -- 800) for all channels. Y / (N)
If not, value is: 0,05

Add postscript images to logbook, done (Y) / N

Print logfiles `lpr -P<printer> *.log`
Add logfiles to logbook, done (Y) / N

Spec line processing

Run Spec `idl do_spec_cal` — In IDL window

Check spec	`ls -l wl.data`		In DATA DIR window should be approx a few kilobytes
	Size of file `wl.data`	1 kB	
Check XSI visually			
	`lpr -P<printer> *.data.ps` Is the value of the spectral calibration approx. a straight line in all channels? (Note: in channel 2: negative slope)	(Y) / N	
	Add postscript images to logbook, done	(Y) / N	
Print logfiles	`lpr -P<printer> *.log`		
	Add logfiles to logbook, done	(Y) / N	
Back up	Create 3 sets of backup CDs of directory <DIR-NAME> (One CD has a capacity of 600 Mbytes, the UNIX command `/usr/bin/du -k .` gives the number of kilo bytes in the current directory).		See analysis sheet BackUp
	Name of backup CDs		
Sign:	Name	Dion Oude Lansink	
	Date and time	12-8-'99	
	Signature		

Formal Run of Measurement

(Measurement ID) SLS_INT_L

for Actual Status		(cross out entries that are **not** requested.)
t for Modification		(fill in only entries to be modified)
est for Run	X	(no entries = run based on actual default settings)

anner Positions

Step 9.3.b

Azimuth	+45.00	deg
Elevation	+9.765	deg

Timeline for each Data Acquisition Period during Measurement

	1	2	3	4	5	6	7	8	9	10
State ID	43	42								
Repetitions	1	1								

State Parameters for States used in Timeline (State ID must be given)

Channel	PET [s] or H#	Co-Adding	PET [s] or H#	Co-Adding	PET [s] or H#	Co-Adding	PET [s] or H#	Co-Adding
1a	4	1						
1b	2	1						
2b	2	2						
2a	2	2						
3	0,125	32						
4	0,03125	64						
5	0,25	16						
6	0,25	16						
7	1	4						
8	1	4						
State ID								

! Gedaan met alternatieve PET-COAD's op channel 2 :

2 2 i.p.v. 1 4

Stimuli Settings for Existing Blocks in Measurement

Block No	Stimuli Setup ID	PPC [deg]	Polarizer [deg]	Shutter open/close	Acquisition Time [s]	Lambda [nm] Start	Stop	Step	Repetition Factor	Message	OS Setup Time [s]
1	-1	-	-	-	-	-	-	0	1	PU	

Measurement Data Description

Test Purpose	
Remark	~~LFD~~ long int. SLS
Data Directory	0223_23.32.01_SLS.INT.L

Signatures

	Date	Signature
Issued	12-8-'98	
< Performed	12.8.98	

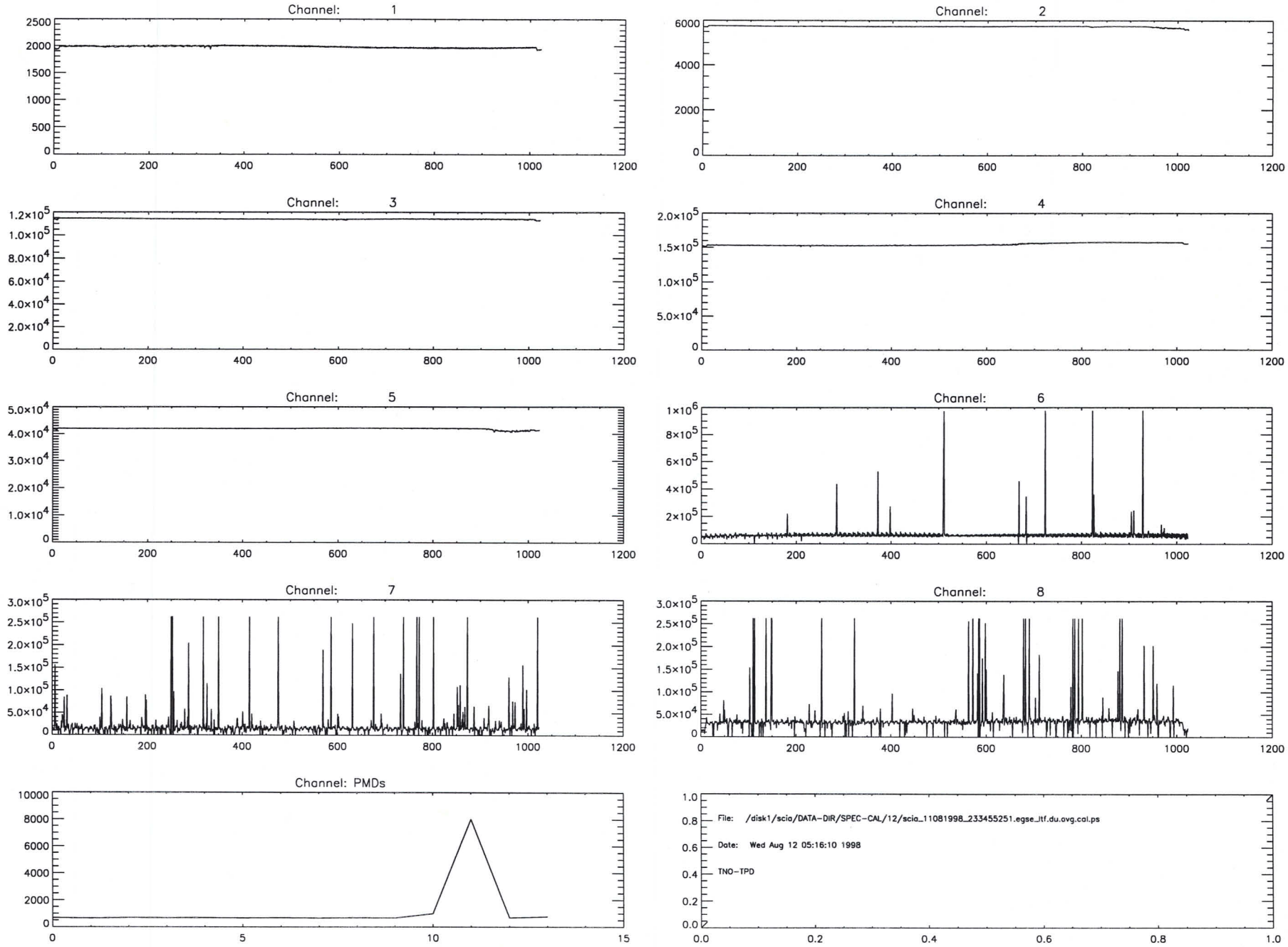
Channel: 1
Channel: 2
Channel: 3
Channel: 4
Channel: 5
Channel: 6
Channel: 7
Channel: 8
Channel: PMDs
File: /disk1/scia/DATA-DIR/SPEC-CAL/12/scia_11081998_233455251.egse_itf.du.avg.cal.ps
Date: Wed Aug 12 05:16:10 1998
TNO-TPD

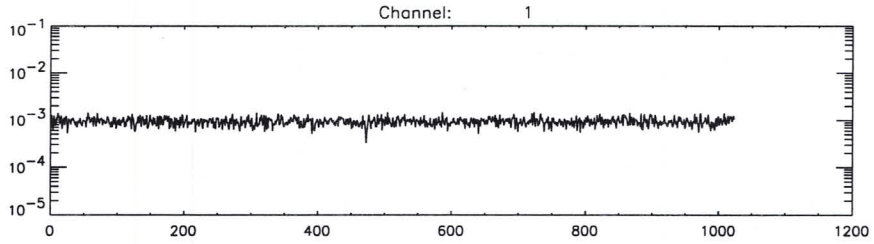
Channel: 1

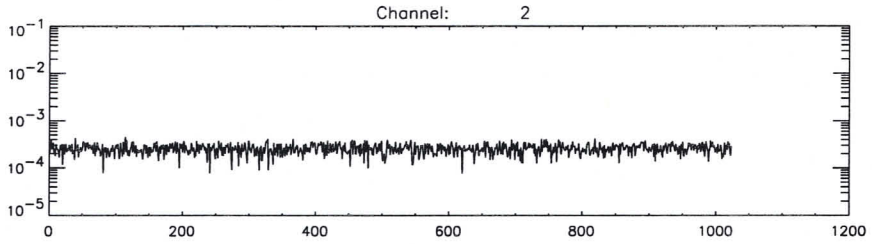
Channel: 2

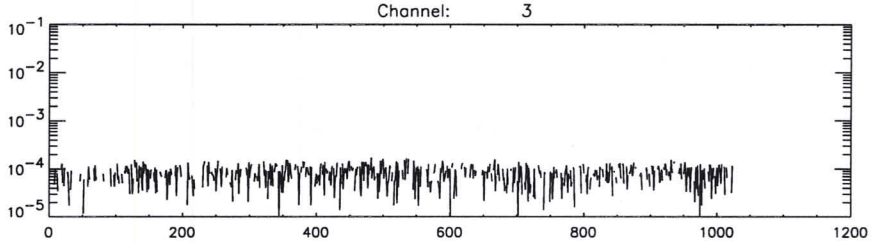
Channel: 3

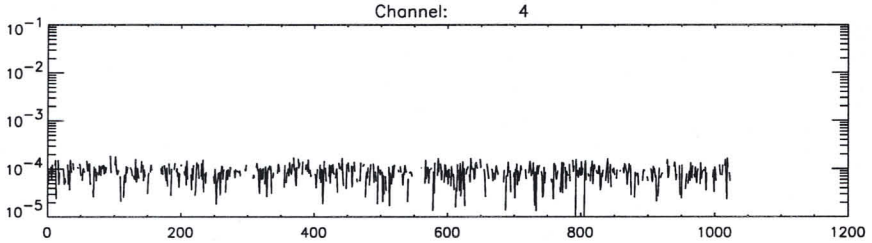
Channel: 4

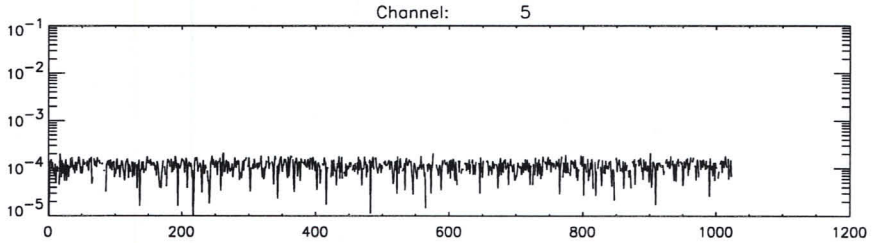
Channel: 5

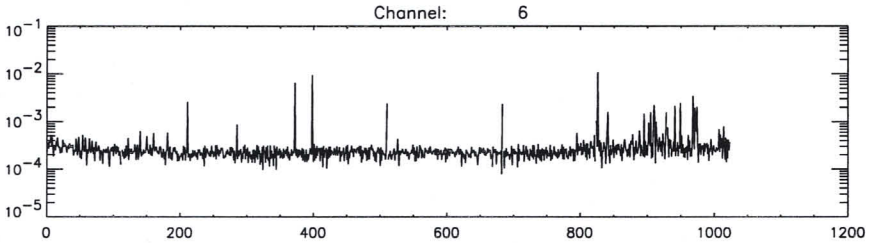
Channel: 6

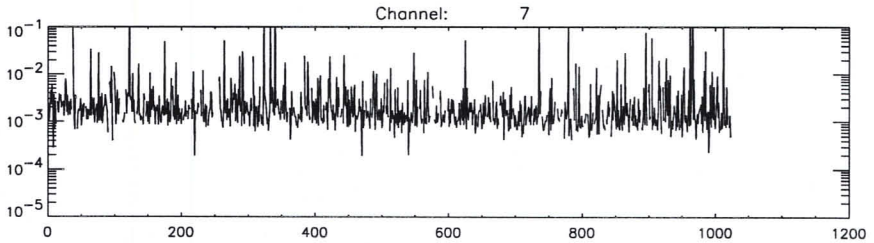
Channel: 7

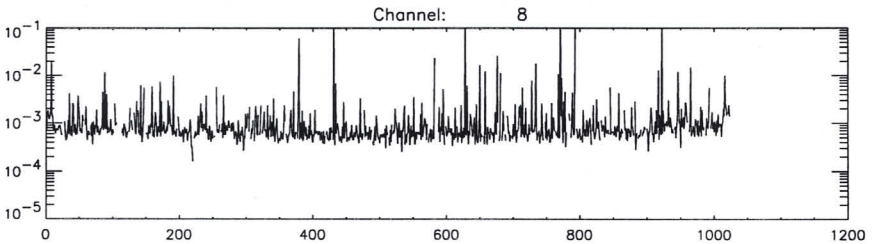
Channel: 8

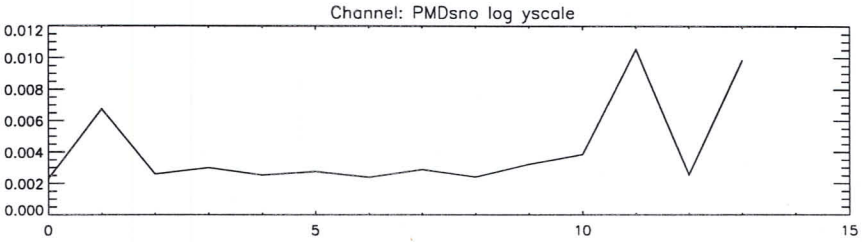
Channel: PMDsno log yscale

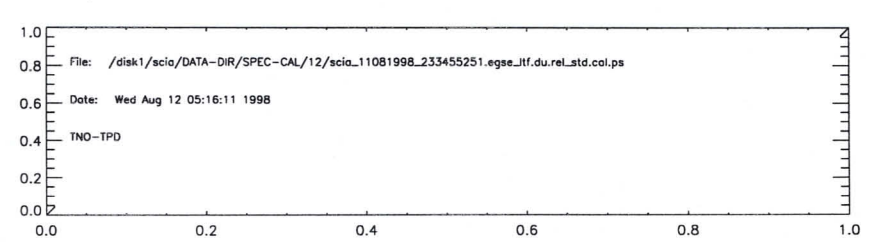
File: /disk1/scia/DATA-DIR/SPEC-CAL/12/scia_11081998_233455251.egse_itf.du.rel_std.cal.ps
Date: Wed Aug 12 05:16:11 1998
TNO-TPD

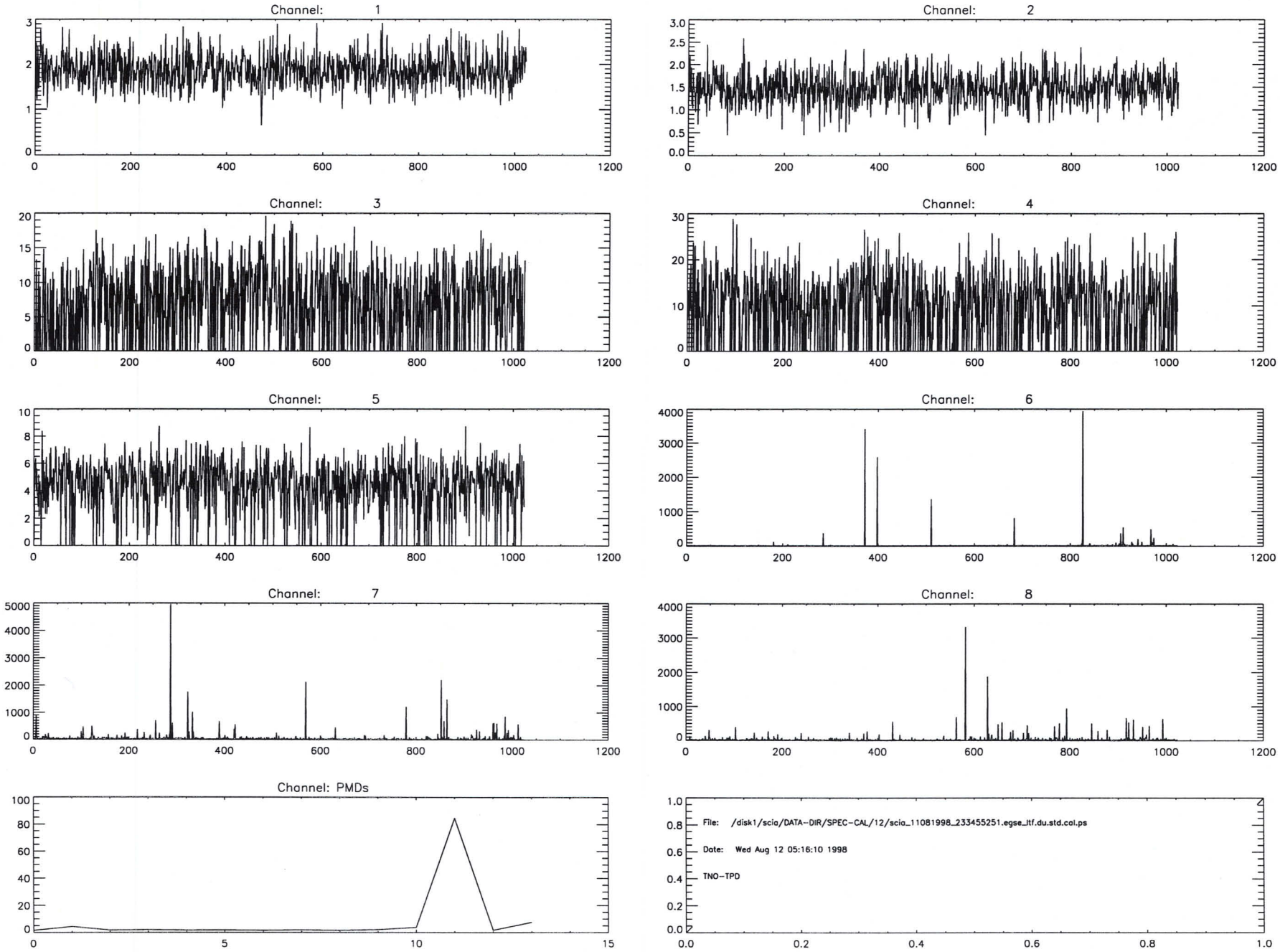
Channel: 1
Channel: 2
Channel: 3
Channel: 4
Channel: 5
Channel: 6
Channel: 7
Channel: 8
Channel: PMDs
File: /disk1/scia/DATA-DIR/SPEC-CAL/12/scia_11081998_233455251.egse_itf.du.std.cal.ps
Date: Wed Aug 12 05:16:10 1998
TNO-TPD

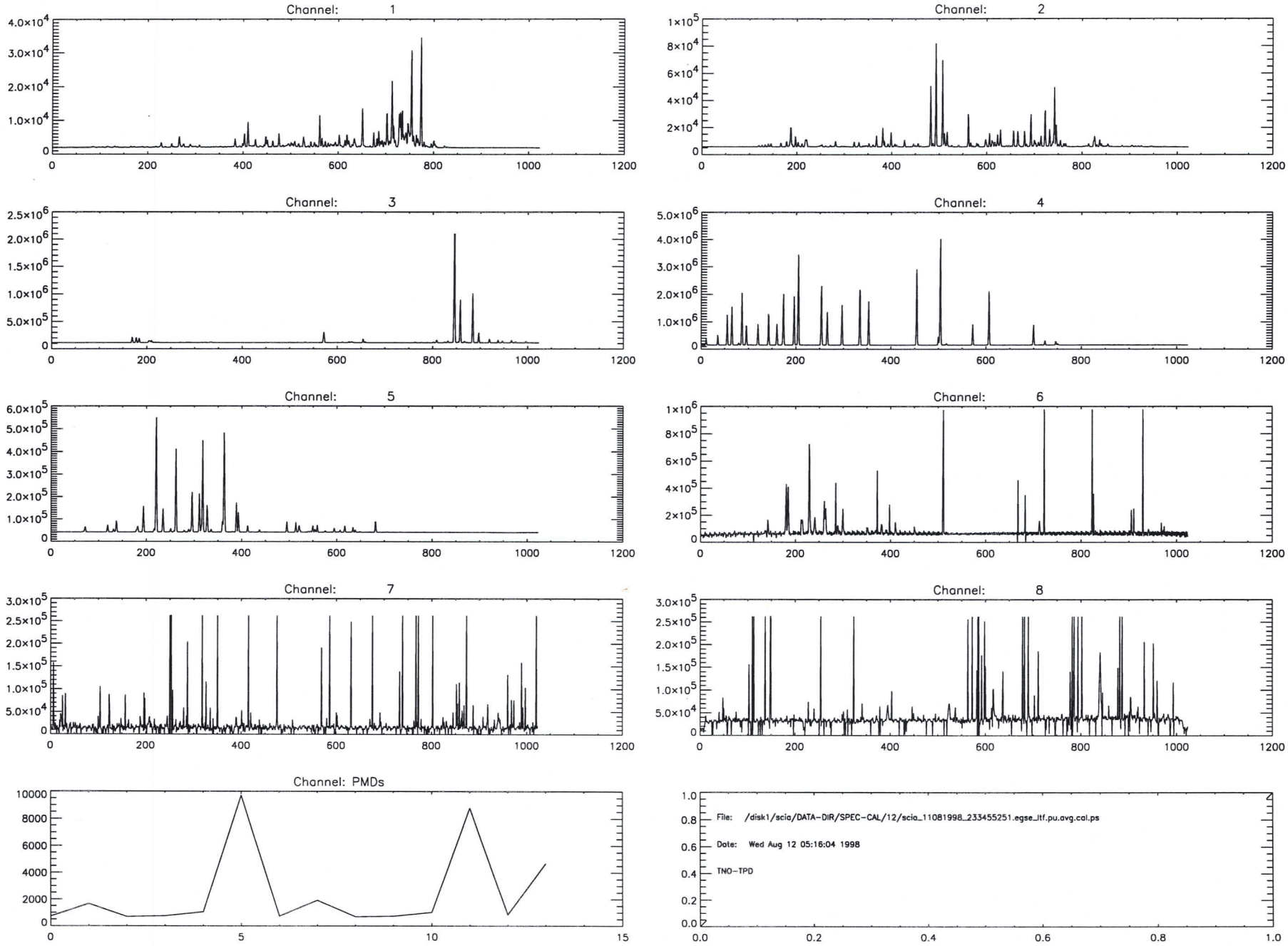
Channel: 1
Channel: 2
Channel: 3
Channel: 4
Channel: 5
Channel: 6
Channel: 7
Channel: 8
Channel: PMDs
File: /disk1/scia/DATA-DIR/SPEC-CAL/12/scia_11081998_233455251.egse_itf.pu.avg.cal.ps
Date: Wed Aug 12 05:16:04 1998
TNO-TPD

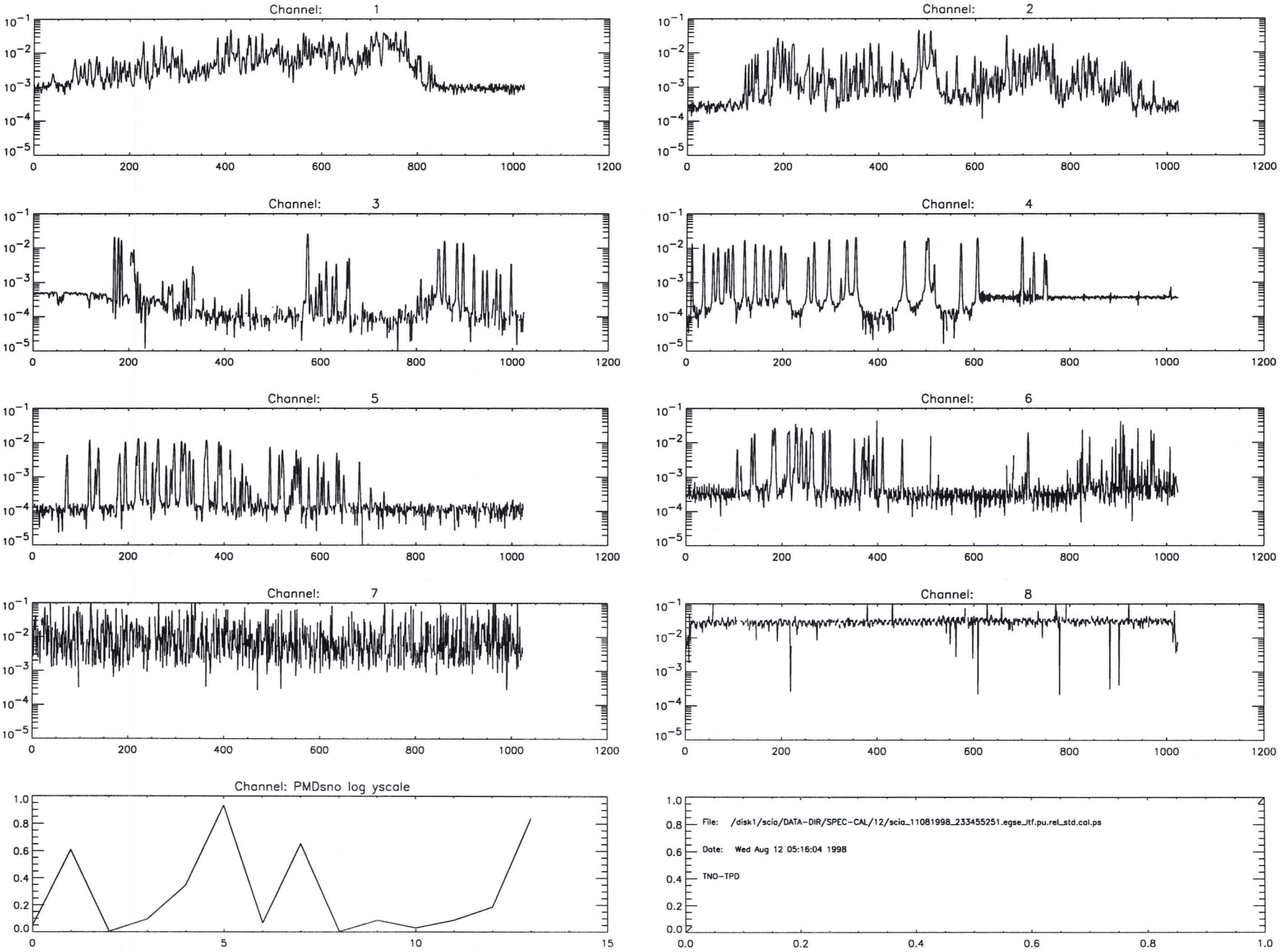
Channel: 1
Channel: 2
Channel: 3
Channel: 4
Channel: 5
Channel: 6
Channel: 7
Channel: 8
Channel: PMDsno log yscale
File: /disk1/scia/DATA-DIR/SPEC-CAL/12/scia_11081998_233455251.egse_itf.pu.rel_std.cal.ps
Date: Wed Aug 12 05:16:04 1998
TNO-TPD

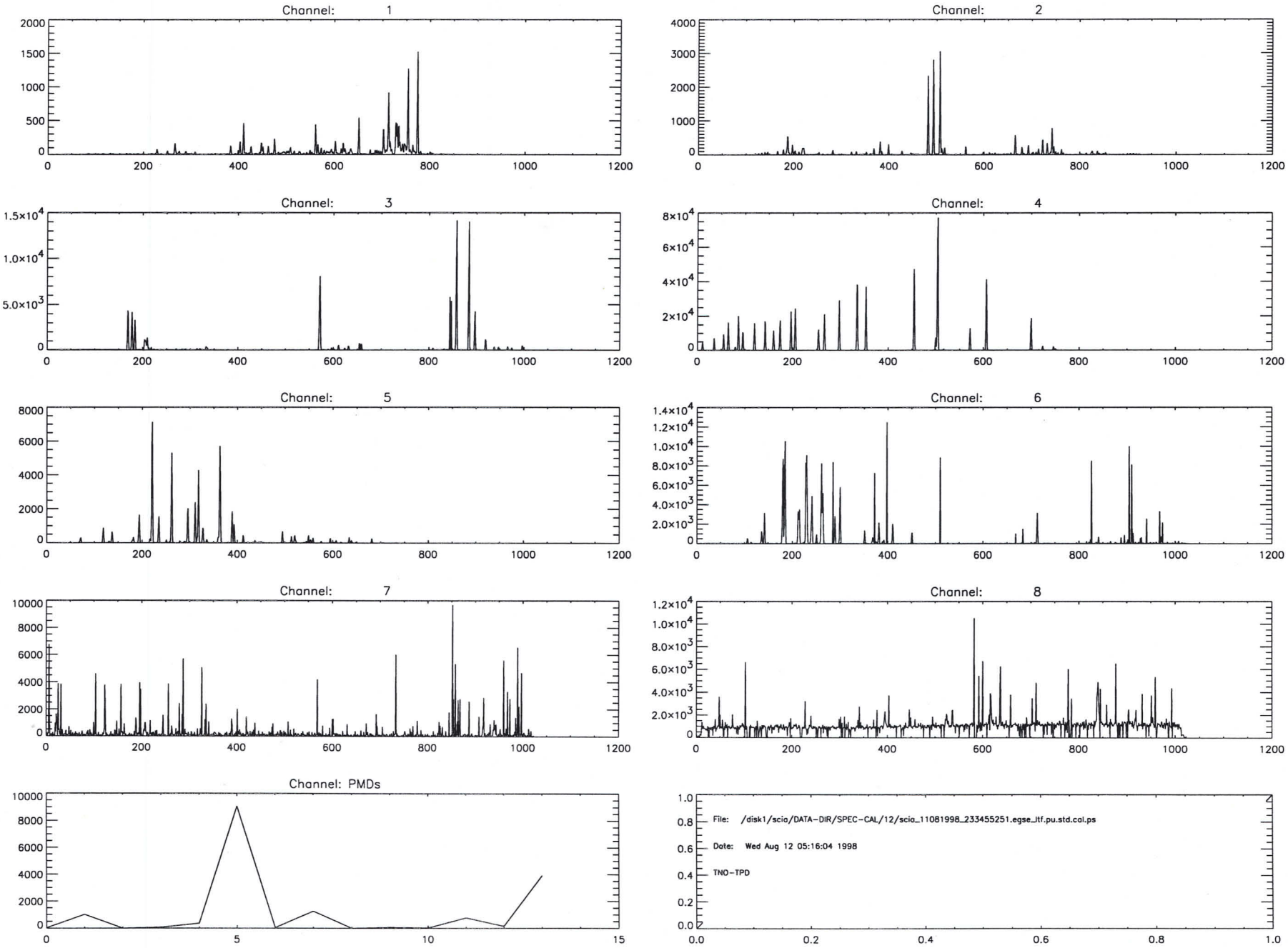
Channel: 1
Channel: 2
Channel: 3
Channel: 4
Channel: 5
Channel: 6
Channel: 7
Channel: 8
Channel: PMDs
File: /disk1/scia/DATA-DIR/SPEC-CAL/12/scia_11081998_233455251.egse_itf.pu.std.cal.ps
Date: Wed Aug 12 05:16:04 1998
TNO-TPD

```
time       = Wed Aug 12 05:16:11 1998
batch      = du
Start TOD = Tue 11-Aug-98 23:36:08
End   TOD = Tue 11-Aug-98 23:37:08
Processing= computation of average, standard dev. and rel.standard dev.
```

```
time       = Wed Aug 12 05:16:05 1998
batch      = pu
Start TOD = Tue 11-Aug-98 23:34:55
End   TOD = Tue 11-Aug-98 23:36:08
Processing= computation of average, standard dev. and rel.standard dev.
```

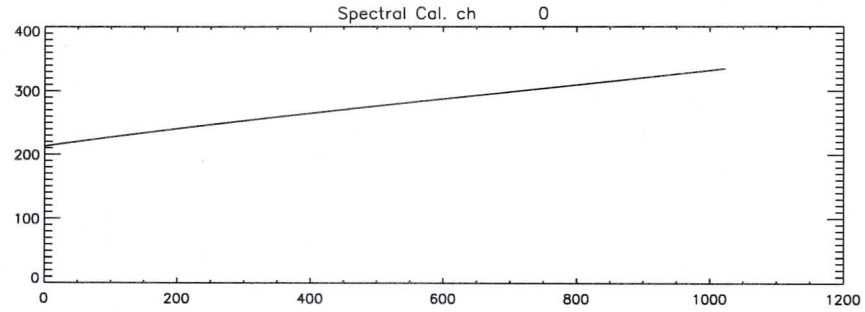
Spectral Cal. ch 0
0
100
200
300
400
0
200
400
600
800
1000
1200

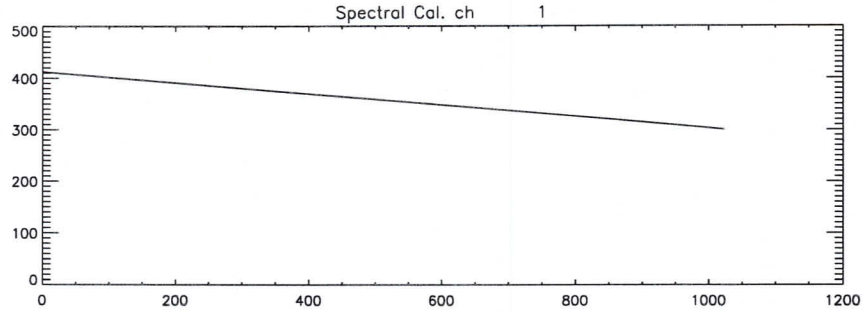
Spectral Cal. ch 1
0
100
200
300
400
500
0
200
400
600
800
1000
1200

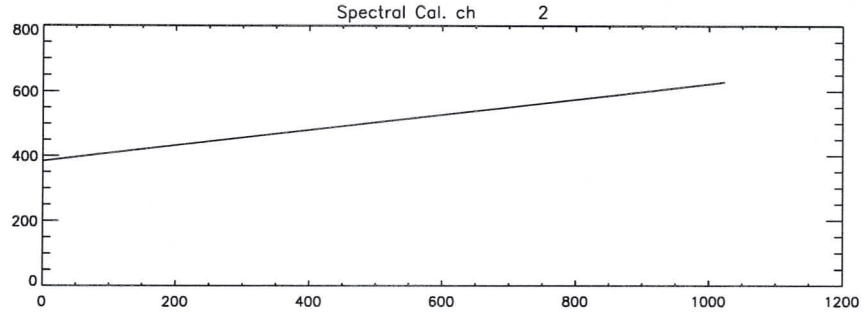
Spectral Cal. ch 2
0
200
400
600
800
0
200
400
600
800
1000
1200

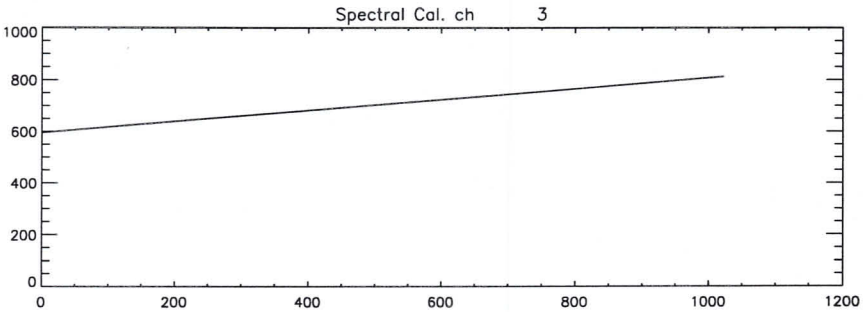
Spectral Cal. ch 3
0
200
400
600
800
1000
0
200
400
600
800
1000
1200

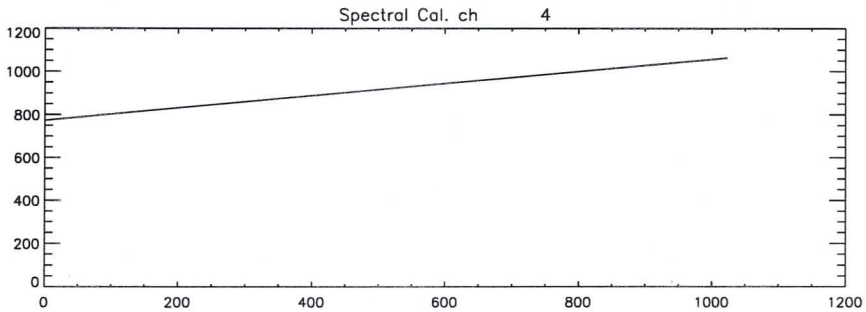
Spectral Cal. ch 4
0
200
400
600
800
1000
1200
0
200
400
600
800
1000
1200

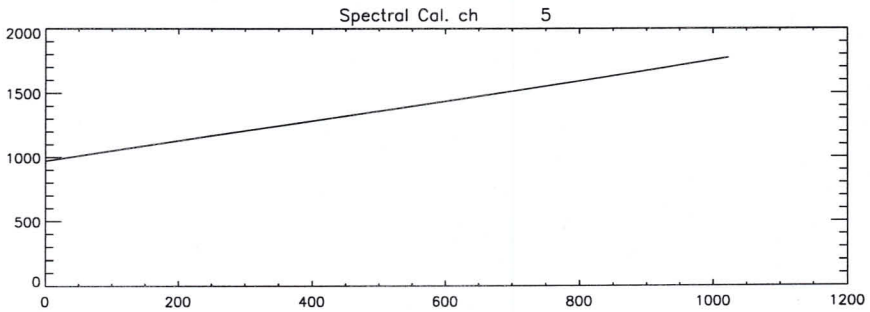
Spectral Cal. ch 5
0
500
1000
1500
2000
0
200
400
600
800
1000
1200

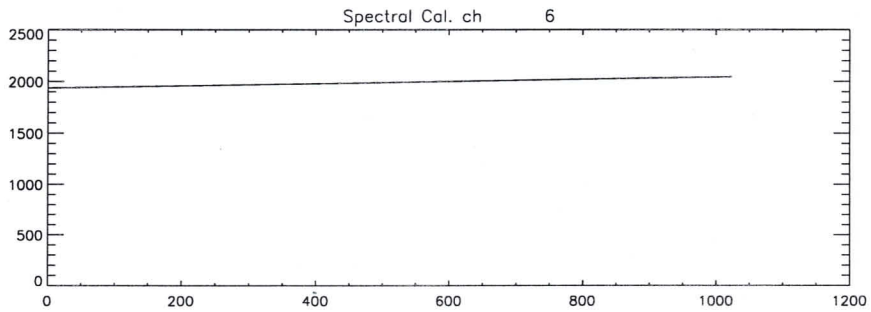
Spectral Cal. ch 6
0
500
1000
1500
2000
2500
0
200
400
600
800
1000
1200

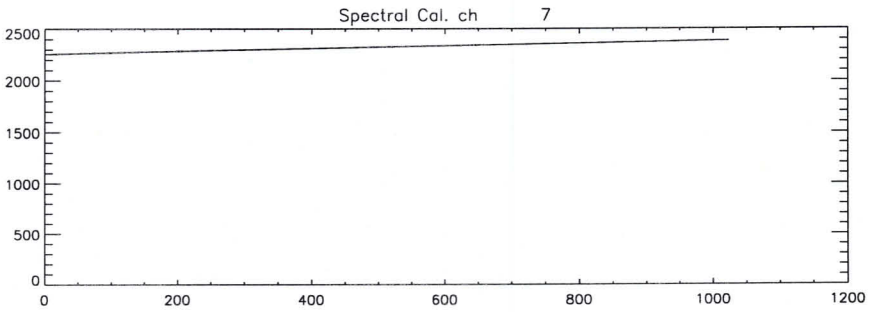
Spectral Cal. ch 7
0
500
1000
1500
2000
2500
0
200
400
600
800
1000
1200

Version: 0.1
Input files:

/disk1/scia/DATA-DIR/SPEC-CAL/12/scia_11081998_233455251.egse_ltf.du.avg.cal
 and

/disk1/scia/DATA-DIR/SPEC-CAL/12/scia_11081998_233455251.egse_ltf.pu.avg.cal
Action:
Spectral calibration
PPG correction filename used: /disk1/scia/DATA-DIR/CORR/120898/ppg.cal
ETALON correction filename used: /disk1/scia/DATA-DIR/CORR/120898/etalon.cal
PIXEL correction filename used: /disk1/scia/DATA-DIR/CORR/120898/dead_bad.pix
WL correction filename used: /disk1/scia/DATA-DIR/CORR/120898/wl.data
STRAYLIGHT correction filename used: /disk1/scia/DATA-DIR/CORR/120898/stray.da
Coefficients in file /disk1/scia/DATA-DIR/SPEC-CAL/12/scia_11081998_233455251.
Processing time: Wed Aug 12 05:42:32 1998
Output file name:
/disk1/scia/DATA-DIR/SPEC-CAL/12/scia_11081998_233455251.egse_ltf.du.avg.cal.w

```
time       = Wed Aug 12 05:16:11 1998
batch      = du
Start TOD = Tue 11-Aug-98 23:36:08
End   TOD = Tue 11-Aug-98 23:37:08
Processing= computation of average, standard dev. and rel.standard dev.
```

Slitfunction – internal

STEP	ACTION	RESULT	MARKER
Intro	Your name: Date:	Gerard Offer 8 12-8-1998 3:35	
	What's the name of the (main) data input files generated by the EGSE? (*.dat)	scia_11081998-233455251	(A)
	Setup a three-window configuration on your SUN.		See course descr.
Cnstr directory	cd ~/DATA-DIR/SLITFUNCTION ; ls -l highest number in directory? New directory: mkdir <B+1> ls -l What's now the highest number in directory? <C> should be <B> + 1	2 3 (Y) / N	Note: In window DATA-DIR (B) (C)
	directory name is:	~/DATA-DIR/SLIT-FUNCTION/<C>	(DIR-NAME)
Copy data	See Analysis sheet: Transfer Data File	(Y) / N	In DATA-DIR window
Cnstr EGSE_LTF	cal_raw2ltf . (Error messages are not necessarily fatal; check with SOLAN --in solan window-- whether output file is okay: there should be a signal present, and dremark1 labels should be filled) ls -l *.egse_ltf What's the name of the egse_ltf file <D> should be <A>.egse_ltf	(A) (Y) / N	Note: In window DATA-DIR; ***don't forget the dot !!!*** *May take more than 15 mins.* (D)
Cnstr CAL files	idl run_averscia (and select file <D> when asked)		Note: In window IDL
Check CAL files	Dark files: ls -l *du*.avg.cal		In DATA-DIR window
	size:	146	should be approx 150kb
	White light file:		

Dremark1 labels start either with 'su' or with 'pu'. We have shown here the 'su' case. should be approx 150kb

```
ls -l *su*.avg.cal
```

size: 146

Note: all files should be present, if not:
(a) Check file <D> using SOLAN and check whether DU, SU labels are present in dremark1 labels
(b) Check if enough disk space is available (Unix command `df -k | more`).

Print postscript

```
lpr -P<printer>
*[ds]u*.avg.cal.ps
```

Contents dark file `*DU*.cal.ps` should be approx. constant within channels: Y / N

Contents file `*su*.avg.cal.ps` should contain peak signals in corresponding channel (possibly, cannot be seen in channels 7 and 8): Y / N

Contents of `*rel_std*.ps` files should be smaller than 0.01 (pixel 300 -- 800) for all channels. Y / N

If not, value is: _____

Add postscript images to logbook, done Y / N

Print logfiles `cat *.log | lpr -P<printer>`

Add logfiles to logbook, done Y / N

Slit processing

Run Slit `idl do_slitfunction` *)

In IDL window

The procedure asks you whether you want to generate postscript files for a certain approximation function (be sure if you say yes, the function is computed by the slit function program!!!)

*) do_slit_plane

Slitfunction _interna

Check slit	`ls -l *.ps`		In DATA-DIR window
	Size of file `*.ps`	3,8 Mb	should be approx a few kilobytes
CheckSlit visually	lpr -P(printer) *.gauss. add to logbook `lpr -P<printer> *.ps` Approximated function should "follow" the measured peaks.	Y / N	
	Add postscript images to logbook, done	Y / N	
Print logfiles	`lpr -P<printer> *.log`		
	Add logfiles to logbook, done	Y / N	
Back up	Create 3 sets of backup CDs of directory <DIR-NAME> (One CD has a capacity of 600 Mbytes, the UNIX command `/usr/bin/du -k .` gives the number of kilo bytes in the current directory). Name of backup CDs		See analysis sheet BackUp
Sign:	Name	Gerard Otter	
	Date and time	12-5-1998 4:00	
	Signature		

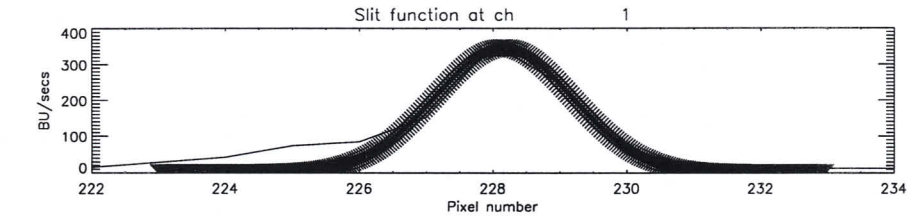
Slit function at ch 1
BU/secs
Pixel number

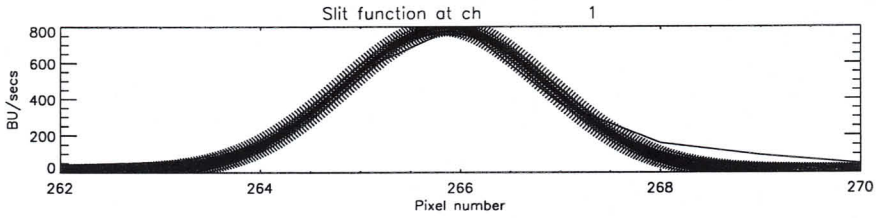
Slit function at ch 1
BU/secs
Pixel number

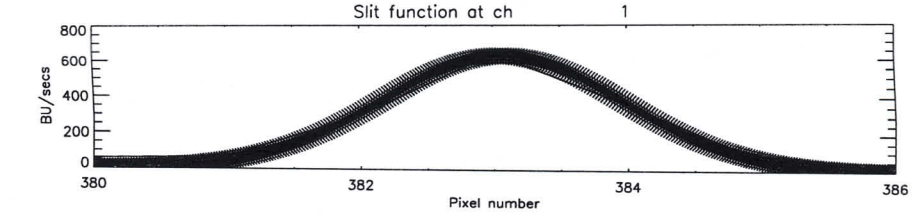
Slit function at ch 1
BU/secs
Pixel number

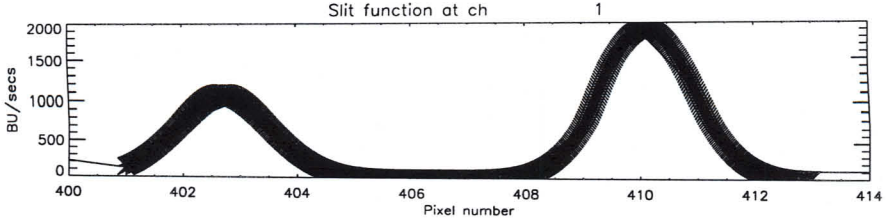
Slit function at ch 1
BU/secs
Pixel number

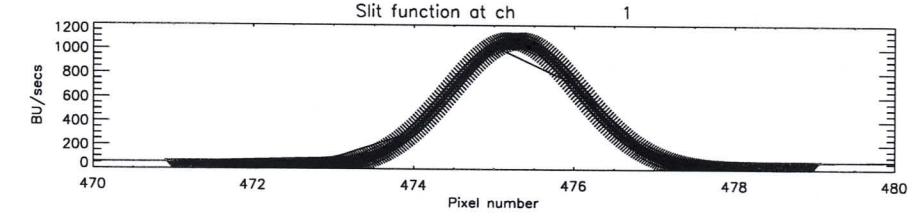
Slit function at ch 1
BU/secs
Pixel number

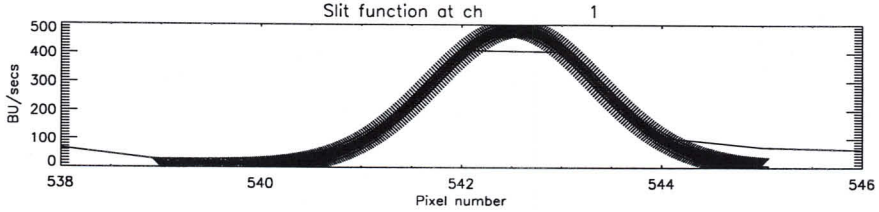
Slit function at ch 1
BU/secs
Pixel number

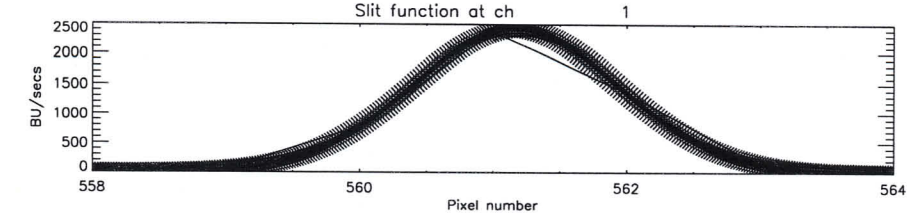
Slit function at ch 1
BU/secs
Pixel number

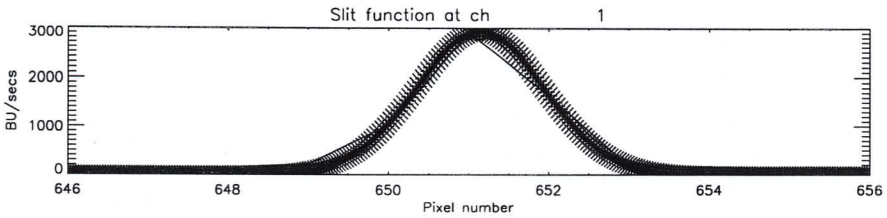
Slit function at ch 1
BU/secs
Pixel number

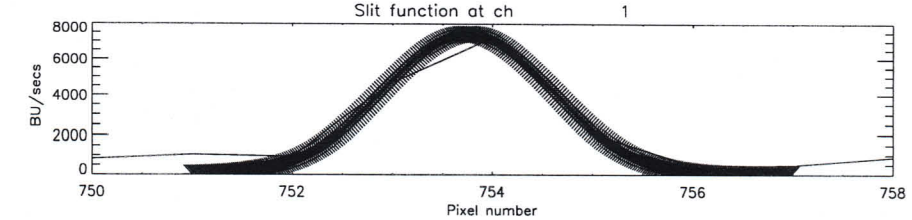
Slit function at ch 1
BU/secs
Pixel number

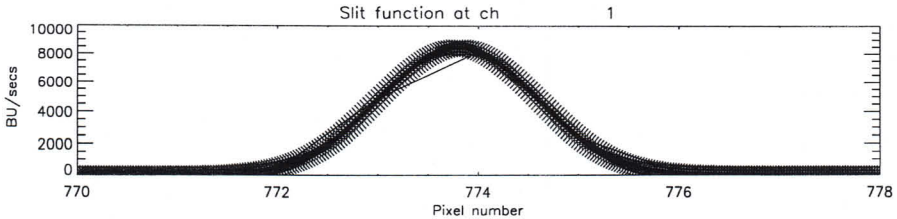
Slit function at ch 1
BU/secs
Pixel number

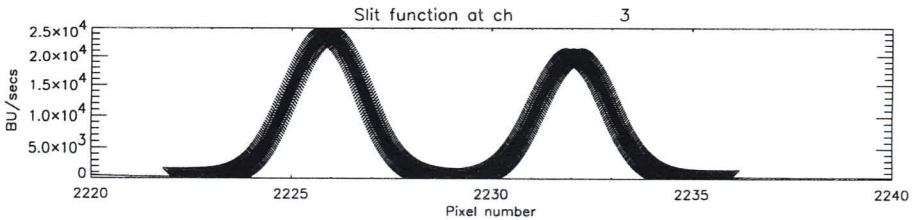
Slit function at ch 1
BU/secs
Pixel number

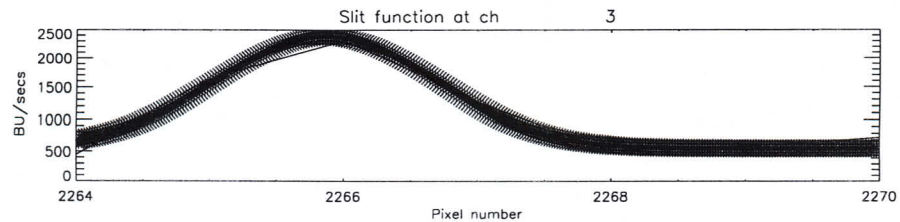
Slit function at ch 1
BU/secs
Pixel number

Slit function at ch 3
BU/secs
Pixel number

Slit function at ch 3
BU/secs
Pixel number

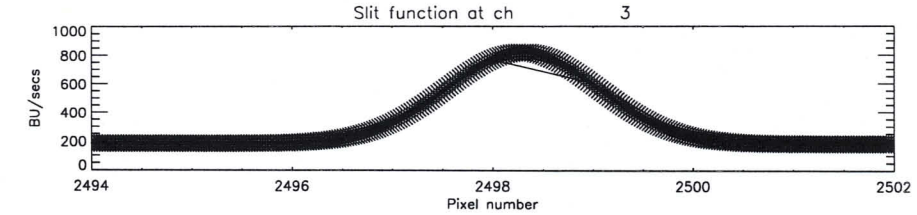
Slit function at ch 3
BU/secs
Pixel number

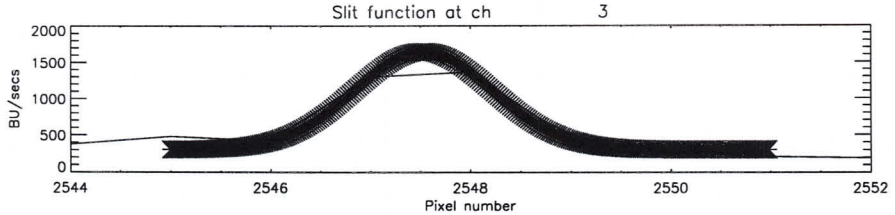
Slit function at ch 3
BU/secs
Pixel number

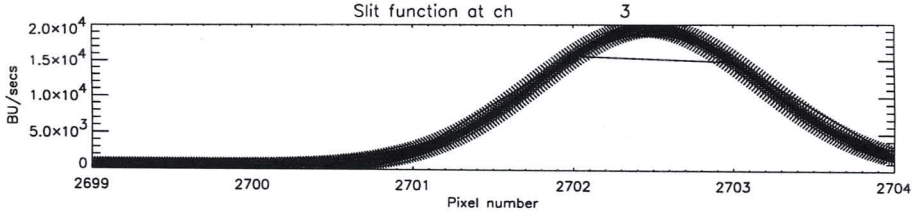
Slit function at ch 3
BU/secs
Pixel number

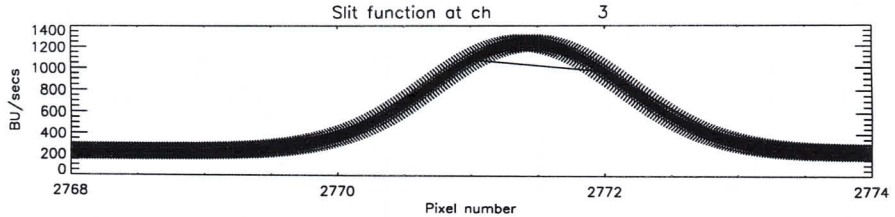
Slit function at ch 3
BU/secs
Pixel number

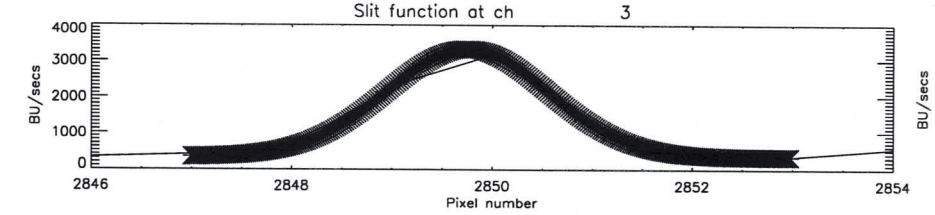
Slit function at ch 3
BU/secs
Pixel number

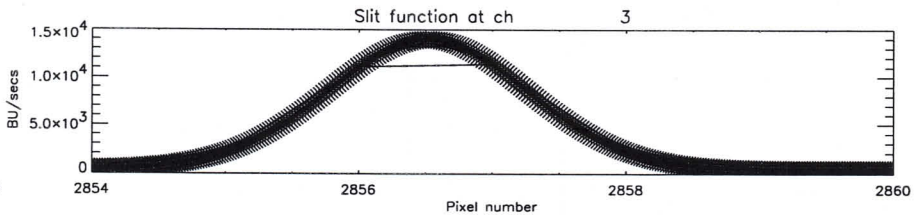
Slit function at ch 3
BU/secs
Pixel number

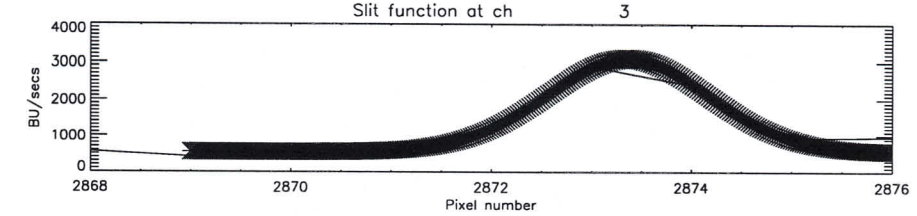
Slit function at ch 3
BU/secs
Pixel number

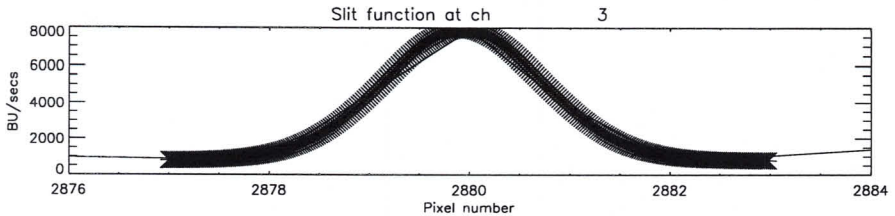
Slit function at ch 3
BU/secs
Pixel number

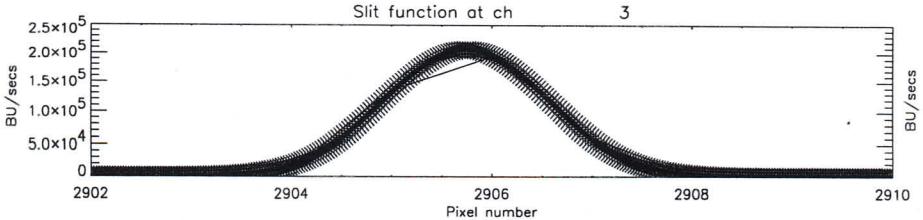
Slit function at ch 3
BU/secs
Pixel number

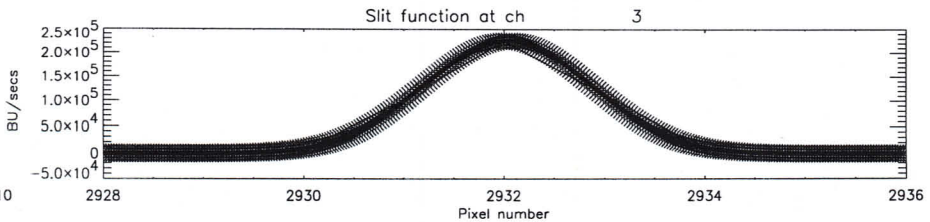
Slit function at ch 3
BU/secs
Pixel number

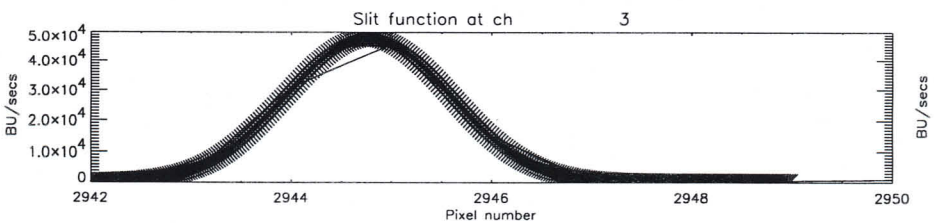
Slit function at ch 3
BU/secs
Pixel number

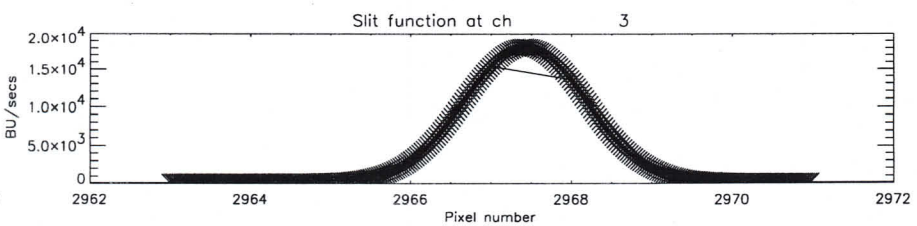
Slit function at ch 3
BU/secs
Pixel number

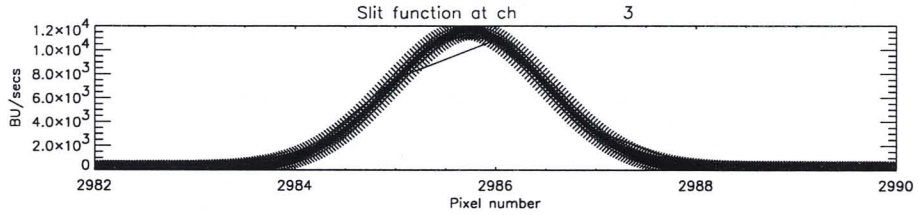
Slit function at ch 3
BU/secs
Pixel number

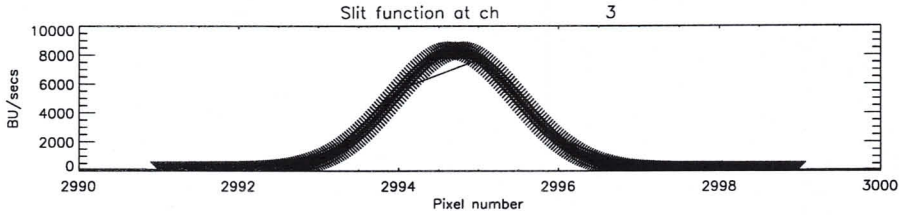
Slit function at ch 3
BU/secs
Pixel number

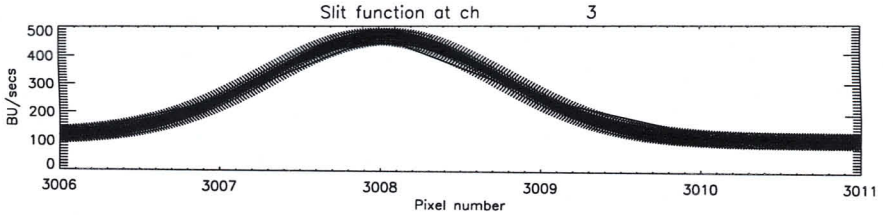
Slit function at ch 3
BU/secs
Pixel number

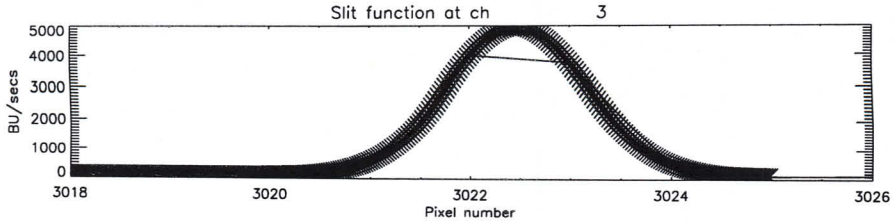
Slit function at ch 3
BU/secs
Pixel number

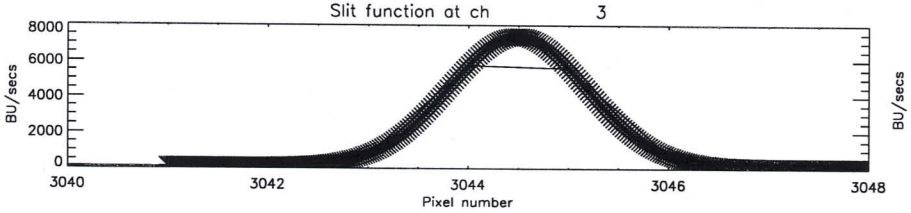
Slit function at ch 3
BU/secs
Pixel number

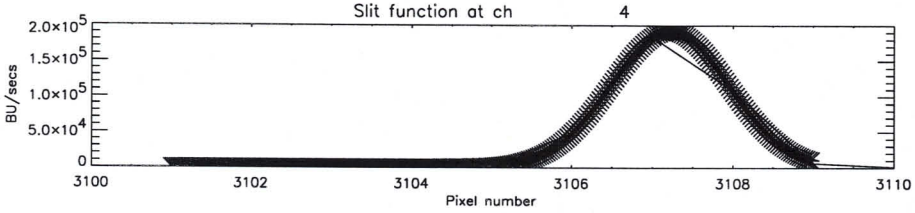
Slit function at ch 4
BU/secs
Pixel number

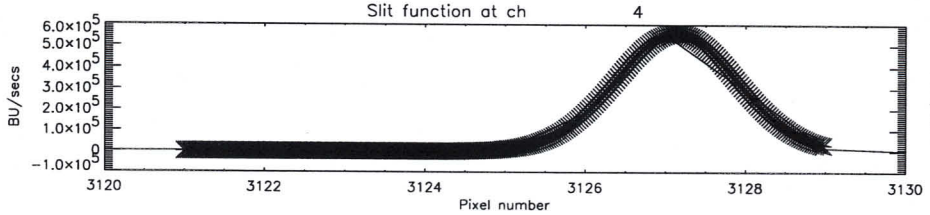
Slit function at ch 4
BU/secs
Pixel number

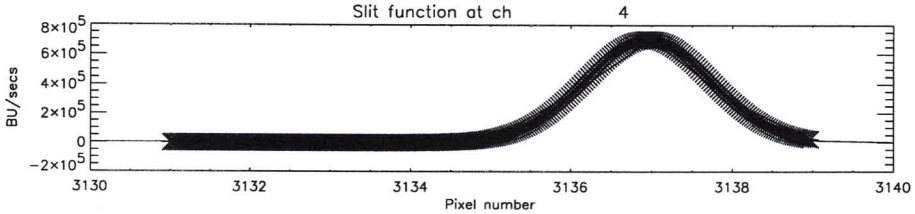
Slit function at ch 4
BU/secs
Pixel number

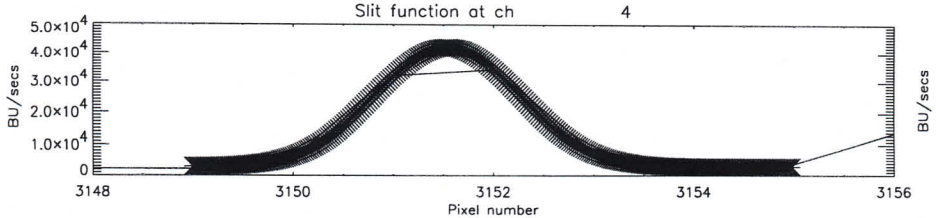
Slit function at ch 4
BU/secs
Pixel number

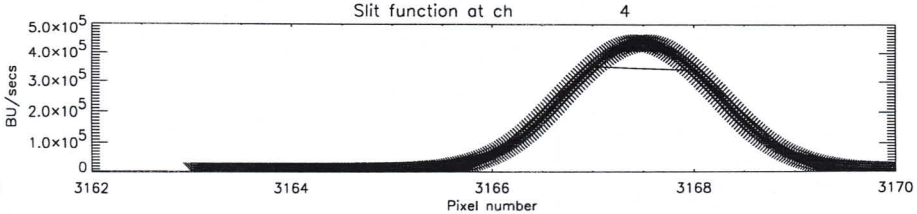
Slit function at ch 4
BU/secs
Pixel number

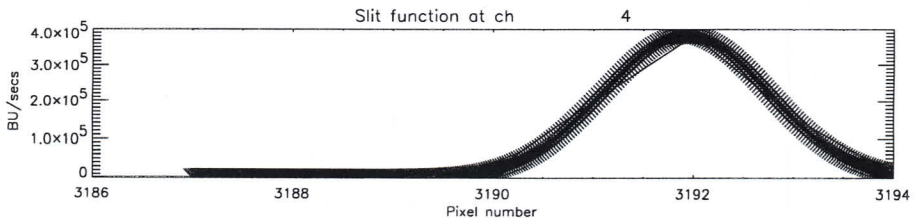
Slit function at ch 4
BU/secs
Pixel number

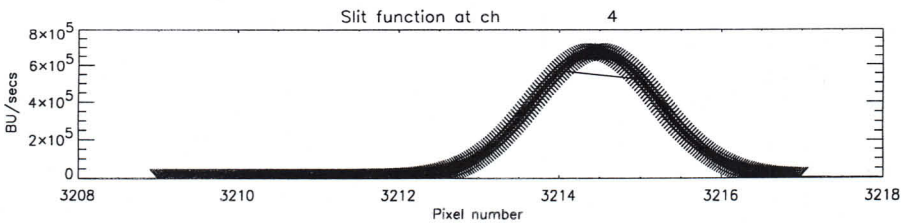
Slit function at ch 4
BU/secs
Pixel number

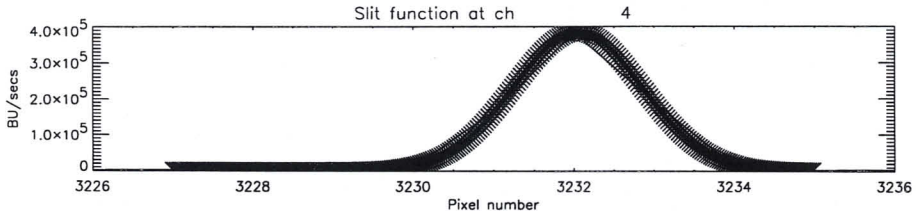
Slit function at ch 4
BU/secs
Pixel number

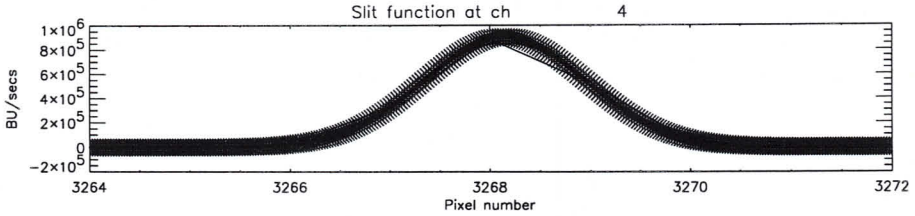
Slit function at ch 4
BU/secs
Pixel number

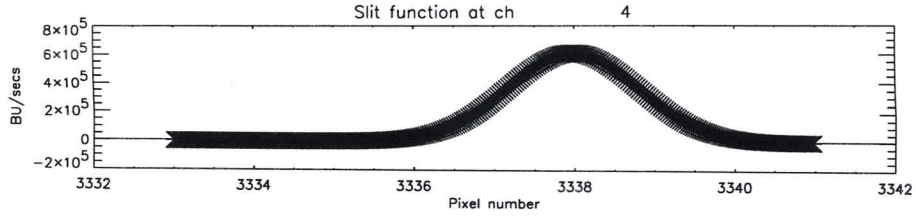
Slit function at ch 4
BU/secs
Pixel number

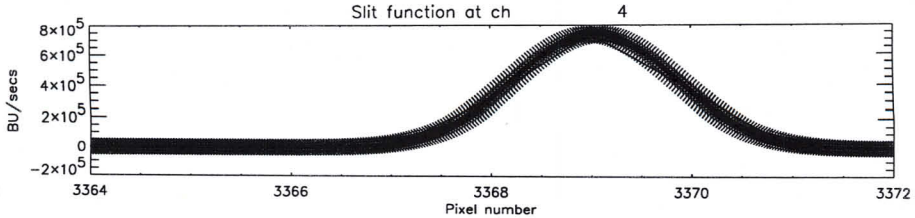
Slit function at ch 4
BU/secs
Pixel number

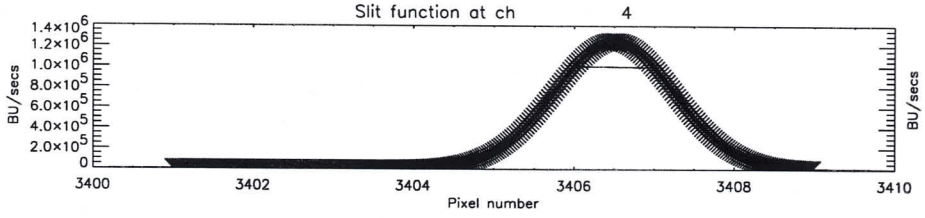
Slit function at ch 4
BU/secs
Pixel number

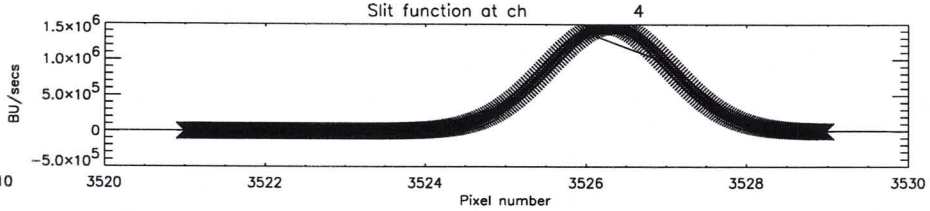
Slit function at ch 4
BU/secs
Pixel number

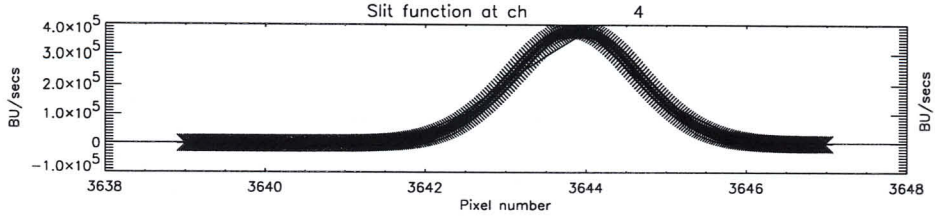
Slit function at ch 4
BU/secs
Pixel number

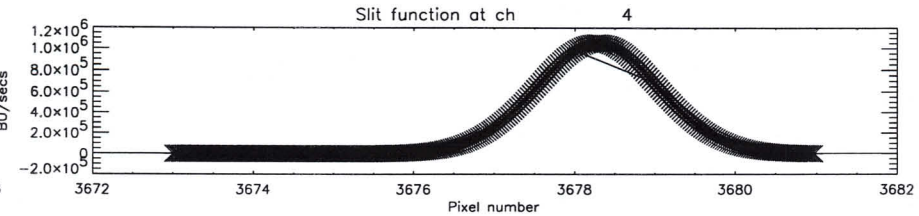
Slit function at ch 4
BU/secs
Pixel number

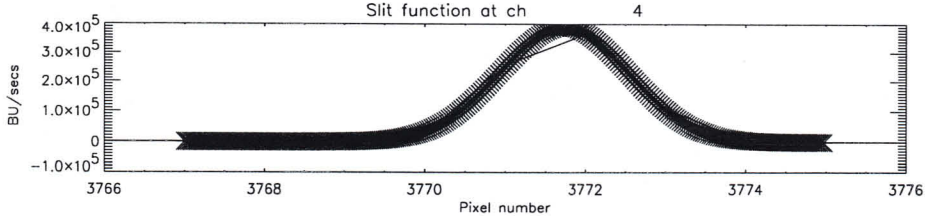
Slit function at ch 4
BU/secs
Pixel number

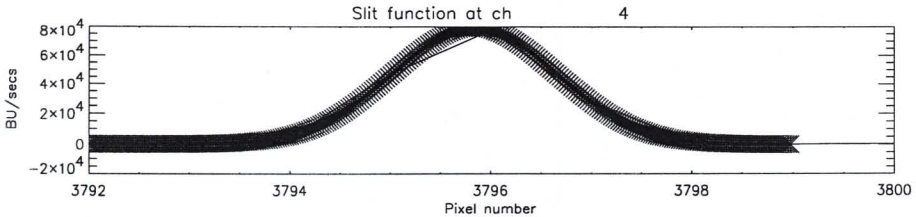
Slit function at ch 4
BU/secs
Pixel number

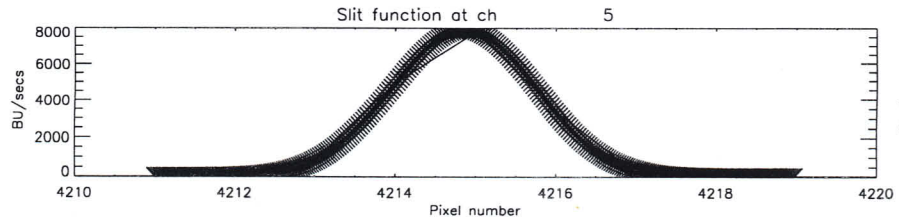
Slit function at ch 5
BU/secs
Pixel number

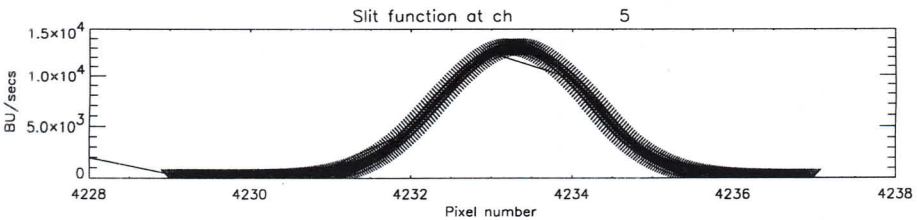
Slit function at ch 5
BU/secs
Pixel number

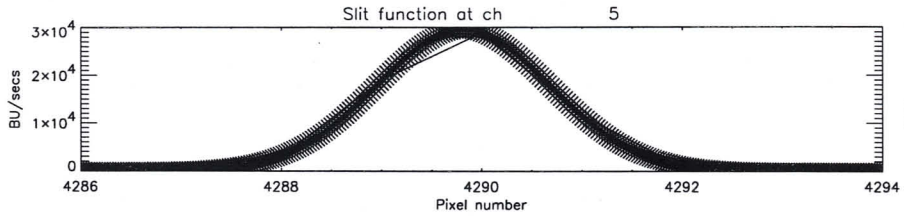
Slit function at ch 5
BU/secs
Pixel number

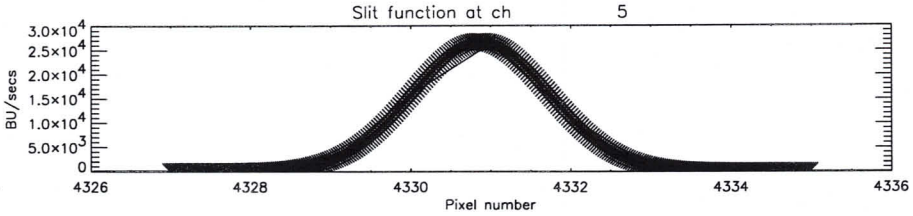
Slit function at ch 5
BU/secs
Pixel number

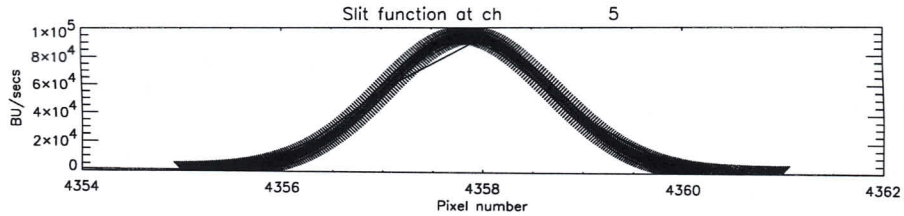
Slit function at ch 5
BU/secs
Pixel number

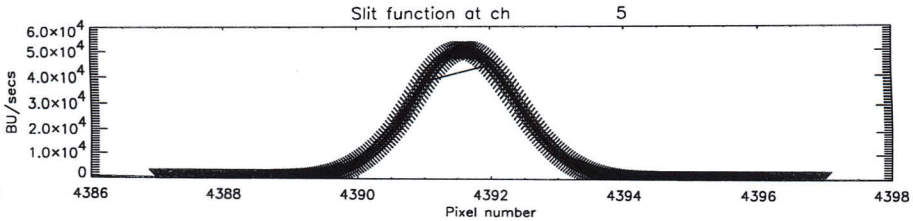
Slit function at ch 5
BU/secs
Pixel number

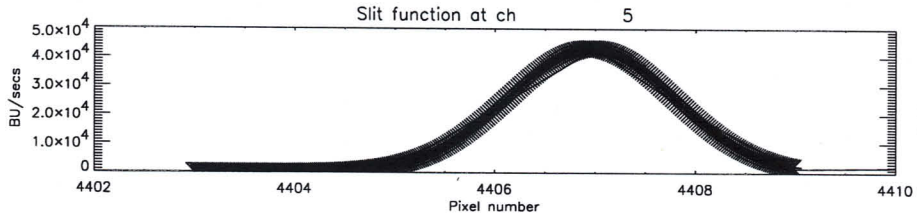
Slit function at ch 5
BU/secs
Pixel number

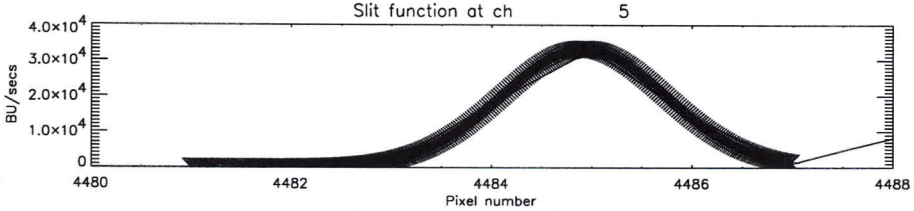
Slit function at ch 5
BU/secs
Pixel number

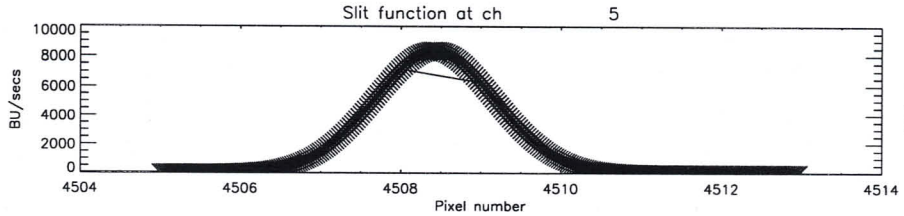
Slit function at ch 5
BU/secs
Pixel number

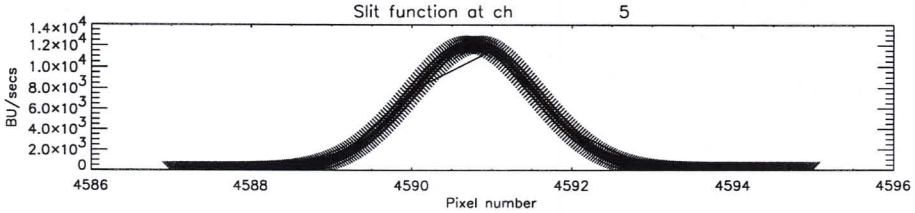
Slit function at ch 5
BU/secs
Pixel number

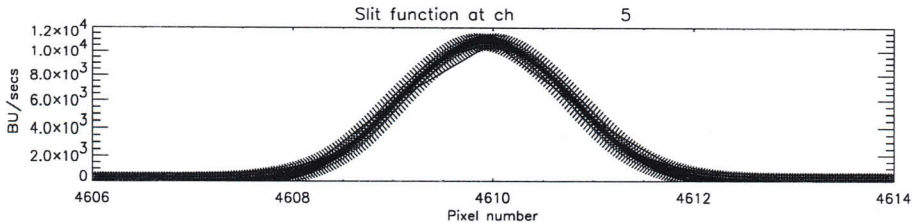
Slit function at ch 5
BU/secs
Pixel number

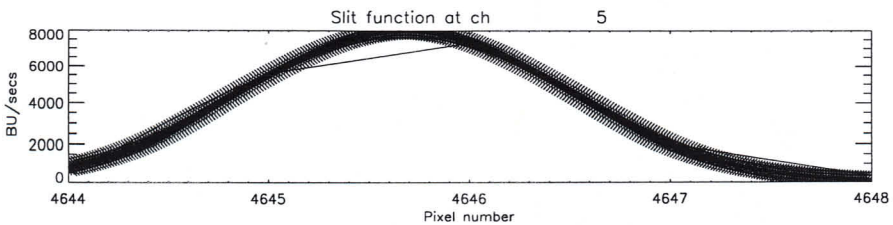
Slit function at ch 5
BU/secs
Pixel number

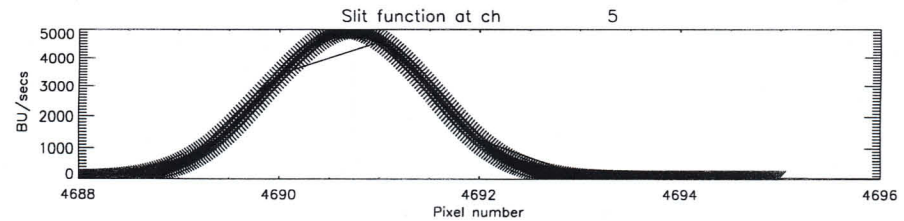
Slit function at ch 5
BU/secs
Pixel number

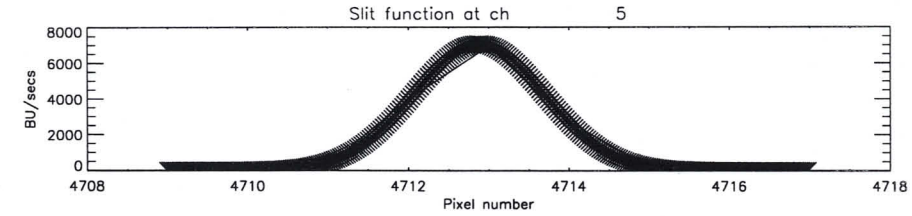
Slit function at ch 5
BU/secs
8000
6000
4000
2000
0
4708
4710
4712
4714
4716
4718
Pixel number

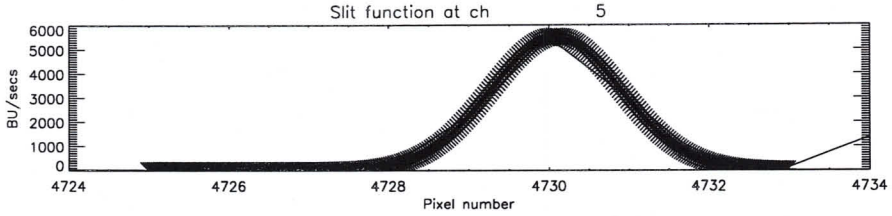
Slit function at ch 5
BU/secs
6000
5000
4000
3000
2000
1000
0
4724
4726
4728
4730
4732
4734
Pixel number

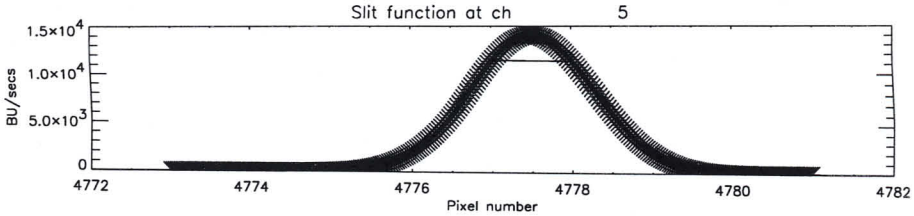
Slit function at ch 5
BU/secs
1.5×10^4
1.0×10^4
5.0×10^3
0
4772
4774
4776
4778
4780
4782
Pixel number

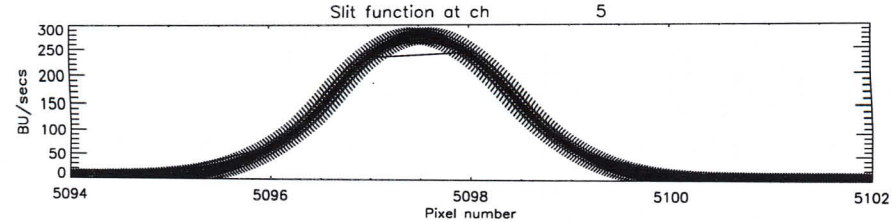
Slit function at ch 5
BU/secs
300
250
200
150
100
50
0
5094
5096
5098
5100
5102
Pixel number

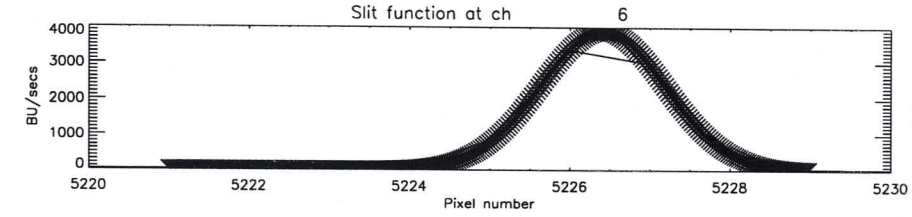
Slit function at ch 6
BU/secs
4000
3000
2000
1000
0
5220
5222
5224
5226
5228
5230
Pixel number

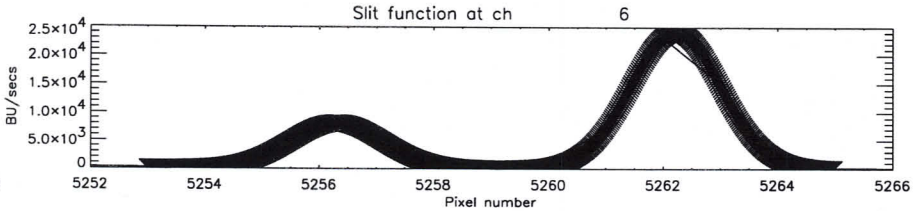
Slit function at ch 6
BU/secs
2.5×10^4
2.0×10^4
1.5×10^4
1.0×10^4
5.0×10^3
0
5252
5254
5256
5258
5260
5262
5264
5266
Pixel number

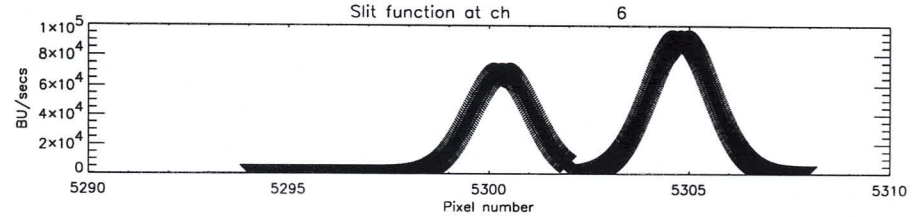
Slit function at ch 6
BU/secs
1×10^5
8×10^4
6×10^4
4×10^4
2×10^4
0
5290
5295
5300
5305
5310
Pixel number

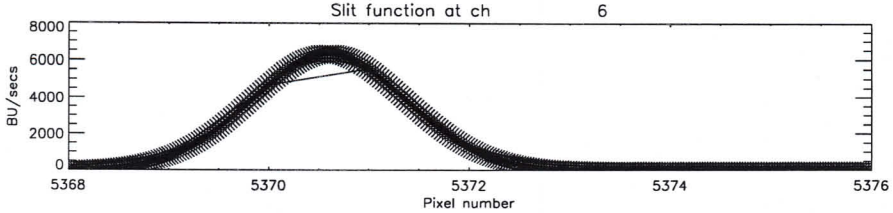
Slit function at ch 6
BU/secs
8000
6000
4000
2000
0
5368
5370
5372
5374
5376
Pixel number

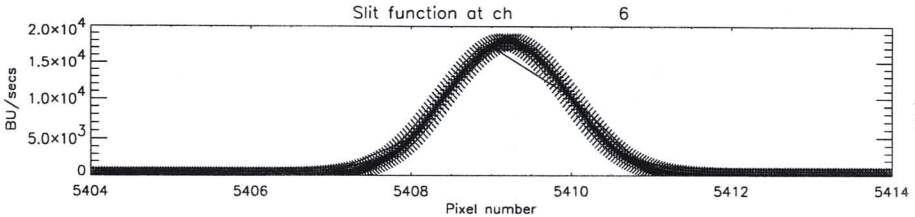
Slit function at ch 6
BU/secs
2.0×10^4
1.5×10^4
1.0×10^4
5.0×10^3
0
5404
5406
5408
5410
5412
5414
Pixel number

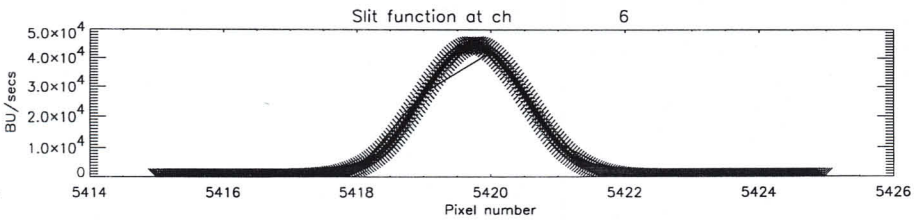
Slit function at ch 6
BU/secs
5.0×10^4
4.0×10^4
3.0×10^4
2.0×10^4
1.0×10^4
0
5414
5416
5418
5420
5422
5424
5426
Pixel number

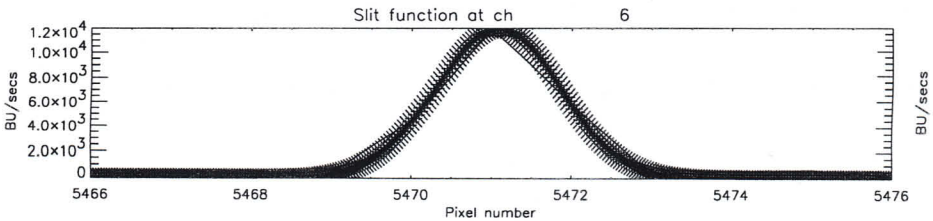
Slit function at ch 6
BU/secs
1.2×10^4
1.0×10^4
8.0×10^3
6.0×10^3
4.0×10^3
2.0×10^3
0
5466
5468
5470
5472
5474
5476
Pixel number

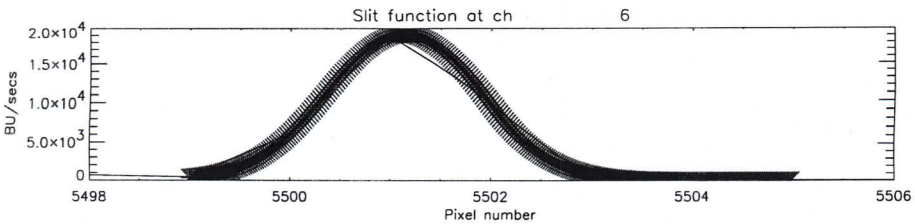
Slit function at ch 6
BU/secs
2.0×10^4
1.5×10^4
1.0×10^4
5.0×10^3
0
5498
5500
5502
5504
5506
Pixel number

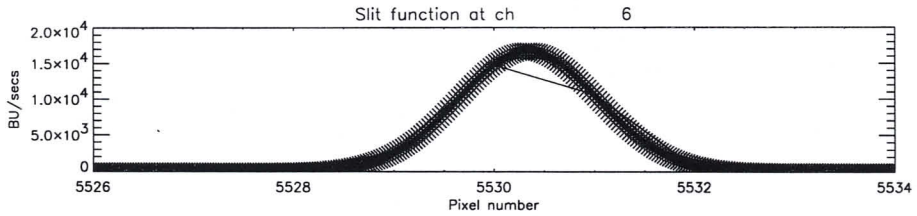
Slit function at ch 6
BU/secs
Pixel number

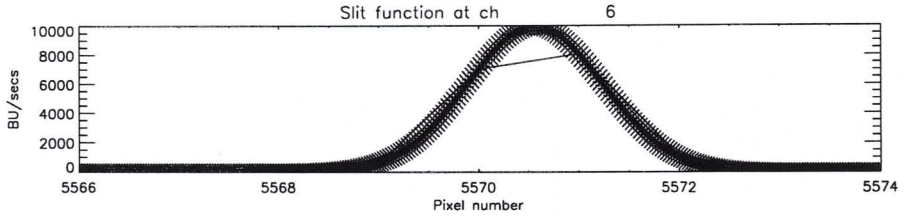
Slit function at ch 6
BU/secs
Pixel number

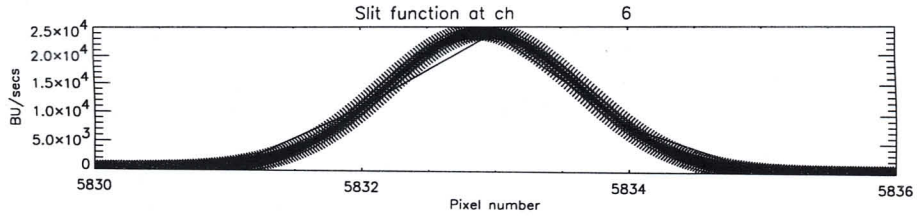
Slit function at ch 6
BU/secs
Pixel number

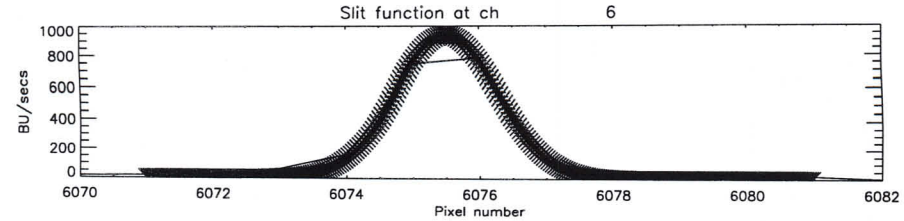
Slit function at ch 6
BU/secs
Pixel number

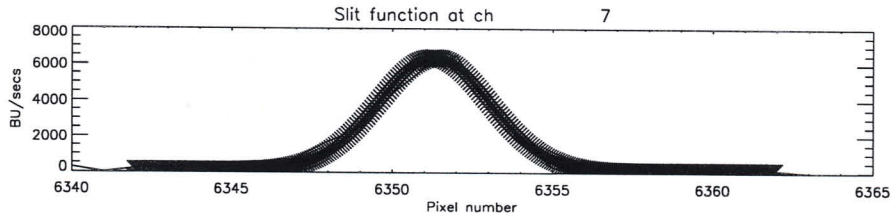
Slit function at ch 7
BU/secs
Pixel number

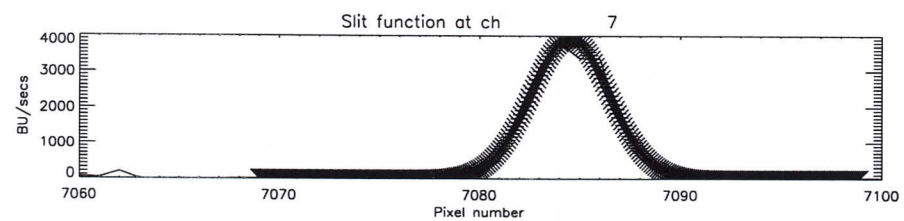
Slit function at ch 7
BU/secs
Pixel number

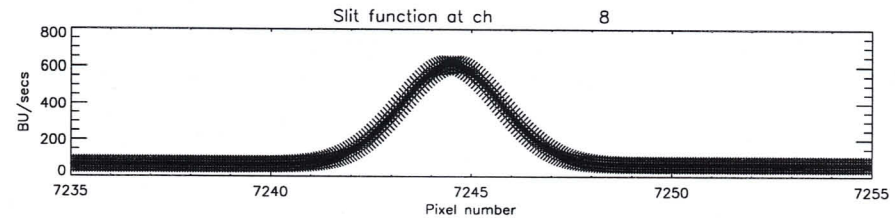
Slit function at ch 8
BU/secs
Pixel number

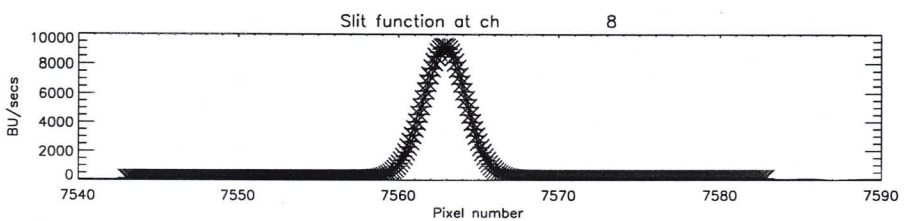
Slit function at ch 8
BU/secs
Pixel number

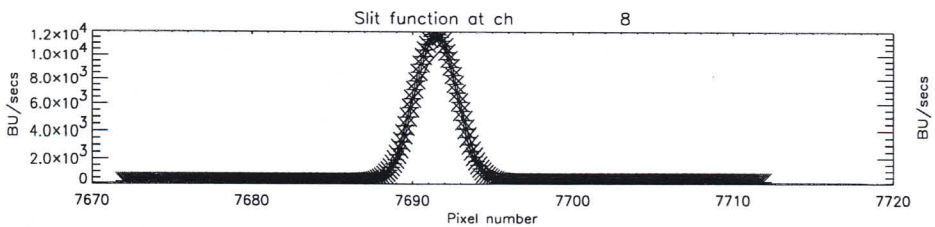
Slit function at ch 8
BU/secs
Pixel number

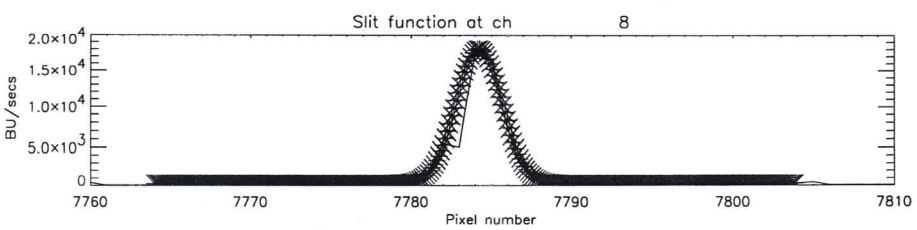
Slit function at ch 8
BU/secs
Pixel number

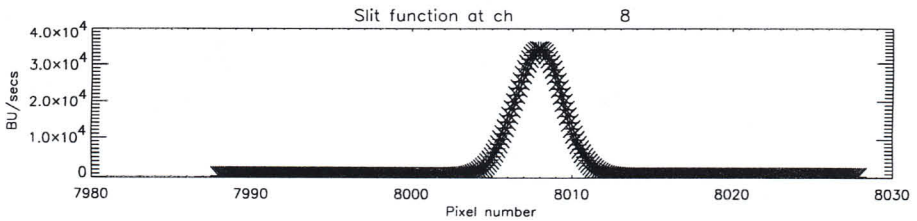
Slit function at ch 8
BU/secs
Pixel number

Version: 0.1
Input files:

/disk1/scia/DATA-DIR/SLIT-FUNCTION/3/scia_11081998_233455251.egse_ltf.du.avg.c
 and

/disk1/scia/DATA-DIR/SLIT-FUNCTION/3/scia_11081998_233455251.egse_ltf.pu.avg.c
Action:
Spectral calibration
PPG correction filename used: /disk1/scia/DATA-DIR/CORR/120898/ppg.cal
ETALON correction filename used: /disk1/scia/DATA-DIR/CORR/120898/etalon.cal
PIXEL correction filename used: /disk1/scia/DATA-DIR/CORR/120898/dead_bad.pix
WL correction filename used: /disk1/scia/DATA-DIR/CORR/120898/wl.data
STRAYLIGHT correction filename used: /disk1/scia/DATA-DIR/CORR/120898/stray.da
Coefficients in files /disk1/scia/DATA-DIR/SLIT-FUNCTION/3/scia_11081998_23345
Processing time: Wed Aug 12 05:47:33 1998
Output file name:
/disk1/scia/DATA-DIR/SLIT-FUNCTION/3/scia_11081998_233455251.egse_ltf.pu.avg.c

Pagenumber:

LOG SHEET SCIAMACHY CALIBRATION

	date/time	description of action	measuremement filename
	12/8/98	Mte Plate, PJ Nijsen L. v/d Spek.	
*		Previous shift teams encountered problems with external SLS Hg-Ne -lamp.	
		Lamp output voltage increased from 193 V to 201 V	
		Also the lamps color appearance seems to have shifted from orange to violet/red.	
*		Problem was investigated.	
		Lamphouse's cover was removed and lamp was inspected visually.	
		Lamp bulb seems to contain small particles (metal?)	
		Photographs were made in order to document the lamps condition.	
*		Telephone call was made to T. Watts and R. v/d Linden at München.	
		The idea is to replace the Hg-Ne-lamp by a SCIA spare lamp from the GOME Batch.	
		From Wim Gieleyen we obtained to possible lamp NR's	
		99-03 → Mounted SCIA PFM -lamp.	
		99-05 → DORNIER Test lamp ~~from~~ without mount	

Pagenumber:

LOG SHEET SCIAMACHY CALIBRATION

	date/time	description of action	measuremement filename
		The only usable lamp is lamp 94-03 (with mount)	
		This lamp can be directly mounted in PMP-Ne -stimuli lamphouse.	
		* The Idea is to connect it to the GOME powersupply in order not to have to perform welding of the lamp.	
		* R. v/d Linden shall come in at 21.00 and will connect lamp to GOME power supply.	
		*	

Pagenumber:

LOG SHEET SCIAMACHY CALIBRATION

	date/time	description of action	measuremement filename
	→	Internal SLS and Internal WLS trials were made	
		EGSE crash was encountered.	
		EGSE was reconfigured from windows PC system to UNIX system.	
	→	Retrials have to be made for Internal SLS and Internal WLS measurements. §11.1	

Formal Run of Measurement

(Measurement ID) SLS_EXT

Request for Actual Status		(cross out entries that are **not** requested.)
Request for Modification		(fill in only entries to be modified)
Request for Run	X	(no entries = run based on actual default settings)

§10.3

Scanner Positions

Azimuth	+45.00	deg
Elevation	-45.00	deg

Timeline for each Data Acquisition Period during Measurement

	1	2	3	4	5	6	7	8	9	10
State ID	1									
Repetitions	5									

State Parameters for States used in Timeline (State ID must be given)

Channel	PEI [s] or H#	Co-Adding	PET [s] or H#	Co-Adding	PET [s] or H#	Co-Adding	PET [s] or H#	Co-Adding
1a	64	1						
1b	64	1						
2b	64	1						
2a	64	1						
3	64	1						
4	64	1						
5	1	64						
6	4	16						
7	1	64						
8	1	64						
State ID								

Stimuli Settings for Existing Blocks in Measurement

Block No	Stimuli Setup ID	PPC [deg]	Polarizer [deg]	Shutter open/close	Acquisition time [s]	Lambda [nm] Start	Stop	Step	Repetition Factor	Message	OS Setup Time [s]
1	2	15.0	171.6	open	1	240	240	0	1	SS1	12
2	2	15.0	85.4	open	1	240	240	0	1	SP1	20
3	2	15.0	85.4	close	1	240	240	0	1	DV1	8

Measurement Data Description

Test Purpose	UID 2
Remark	
Data Directory	0224_09.13.51_SLS_EXT

Signatures

	Date	Signature
Issued	12-08-98	
< Performed	12-8-'98	

Slitfunction extern

STEP	ACTION	RESULT	MARKER
Intro	Your name: Date:	P.D. Nijssen 12 08 98	
	What's the name of the (main) data input files generated by the EGSE? `(*.dat)`	scia_1208998_ogA24537.dat	(A)
	Setup a three-window configuration on your SUN.		See course descr.

Cnstr directory	`cd ~/DATA-DIR/SLIT_FUNCTION_EXT ; ls -l`
	highest number in directory?
	New directory: `mkdir <B+1>`
	`ls -l`
	What's now the highest number in directory?
	<C> should be <B> + 1
		0
		1
		(Y) / N
			Note: In window DATA-DIR
			(B)
			(C)

	directory name is:	~/DATA-DIR/~~SLIT FUNCTION~~/<C> SLIT_FUNCTION_EXT ~/DATA-DIR/SLIT-FUNCTION_EXT	(DIR-NAME)
Copy data	See Analysis sheet: Transfer Data File	(Y) / N	In DATA-DIR window
Cnstr EGSE_LTF	`cal_raw2ltf .` (Error messages are not necessarily fatal; check with SOLAN --in solan window-- whether output file is okay: there should be a signal present, and `dremark1` labels should be filled) `ls -l *.egse_ltf` What's the name of the egse_ltf file <D> should be <A>.egse_ltf	scia_1208998_ogA24537.egse.ltf (Y) / N	Note: In window DATA-DIR; ***don't forget the dot !!!*** *May take more than 15 mins.* (D)
Cnstr CAL files	`idl run_averscia` (and select file <D> when asked)		Note: In window IDL
Check CAL files	Dark files: `ls -l *du*.avg.cal`		In DATA-DIR window
	size:	146 Kb	should be approx 150kb
	White light file:		

Slitfunction -exte

Dremark1 labels start either with 'su' or with 'pu'. We have shown here the 'su' case. should be approx 150kb

```
ls -l *su*.avg.cal
```

SP1
SS1

size: 146kb

Note: all files should be present, if not:
(a) Check file <D> using SOLAN and check whether DU, SU labels are present in dremark1 labels
(b) Check if enough disk space is available (Unix command `df -k | more`).

Print postscript

```
lpr -P<printer>
*[ds]u*.avg.cal.ps
```

Contents dark file `*DU*.cal.ps` should be approx. constant within channels: s[sip] (Y)/N

Contents file `*su*.avg.cal.ps` should contain peak signals in corresponding channel (possibly, cannot be seen in channels 7 and 8): (Y)/N

Contents of `*rel_std*.ps` files should be smaller than 0.01 (pixel 300 -- 800) for all channels. Y/(N)
If not, value is: → pieken boven 0.01

Add postscript images to logbook, done (Y)/N

Print logfiles `cat *.log | lpr -P<printer>`
Add logfiles to logbook, done (Y)/N

Slit processing — dodhis for SS-light file and for SP-light file

Run Slit `idl do_slitfunction` *)

In IDL window

The procedure asks you whether you want to generate postscript files for a certain approximation function (be sure if you say yes, the function is computed by the slit function program!!!)

*) do_slit_hgar if HgAR lamp used
do_slit_xe if Xe lamp used
do_slit_ptcrne if PtCrNe lamp used

Slitfunction – extern

Check slit	`ls -l *.ps`		In DATA-DIR window
	Size of file `*.ps`	SP1 3841581 b! / SS1 3834652 bytes	should be approx a few kilobytes
CheckSlit visually	lpr -P(printer) *.ps and add to logbook.		
	`lpr -P<printer> *.ps`		
	Approximated function should "follow" the measured peaks.	(Y) / N	
	Add postscript images to logbook, done	(Y) / N	
Print logfiles	`lpr -P<printer> *.log`		
	Add logfiles to logbook, done	(Y) / N	

Back up	Create 3 sets of backup CDs of directory <DIR-NAME> (One CD has a capacity of 600 Mbytes, the UNIX command `/usr/bin/du -k .` gives the number of kilo bytes in the current directory).		See analysis sheet BackUp
	Name of backup CDs	120898C	

Sign:	Name	
	Date and time	
	Signature	

STEP	ACTION	RESULT	MARKER
Intro	Your name: Date:	PJ Nysse. 120898	
	What's the name of the (main) data input files that you want to store on the SUN named `scia6`?	scia_1208/1998-09/245537.dat. (A)	
	Setup a three-window configuration on your SUN.		See course descr.
Do Transfer	Be sure that you are in the directory you want your files in ftp <internet-address>, where you can find the address of the PC in the file `/etc/hosts` (entry: cdwpc). The address will also be next to you on paper (most probably). When asked for user, fill in: `anonymous`, when asked for an email address, fill in your email address on TPD. Set in binary: `binary` `mget *` (and return `y` to every file). `bye`		In DATA-DIR window In DATA window Approx. 140 kB

Sign:	Name	PJ
	Date and time	12/8 13:13
	Signature	

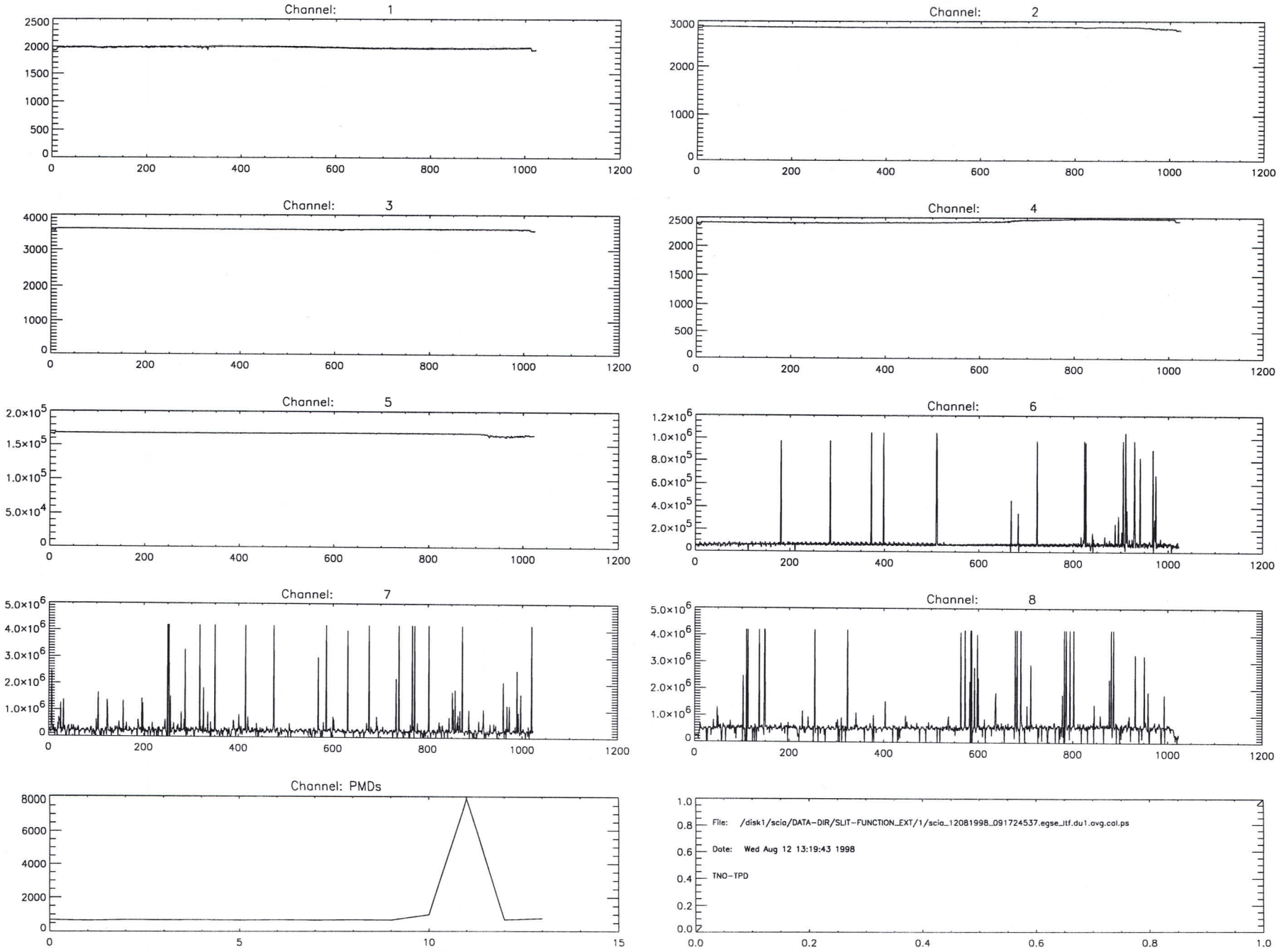
Channel: 1
Channel: 2
Channel: 3
Channel: 4
Channel: 5
Channel: 6
Channel: 7
Channel: 8
Channel: PMDs
File: /disk1/scia/DATA-DIR/SLIT-FUNCTION_EXT/1/scia_12081998_091724537.egse_ltf.du1.avg.cal.ps
Date: Wed Aug 12 13:19:43 1998
TNO-TPD

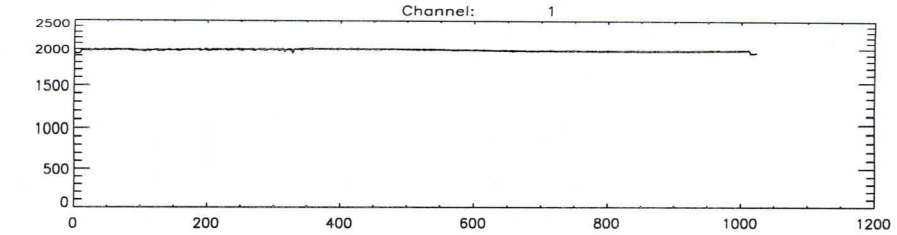
Channel: 1
2500
2000
1500
1000
500
0
0
200
400
600
800
1000
1200

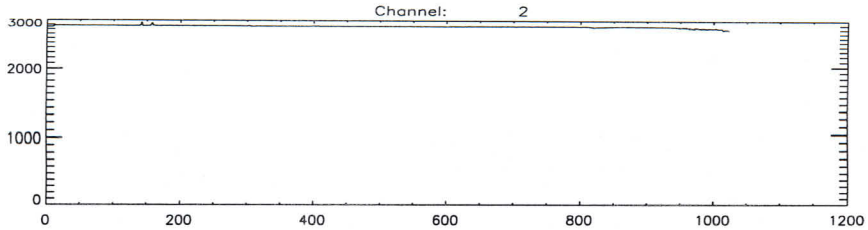
Channel: 2
3000
2000
1000
0
0
200
400
600
800
1000
1200

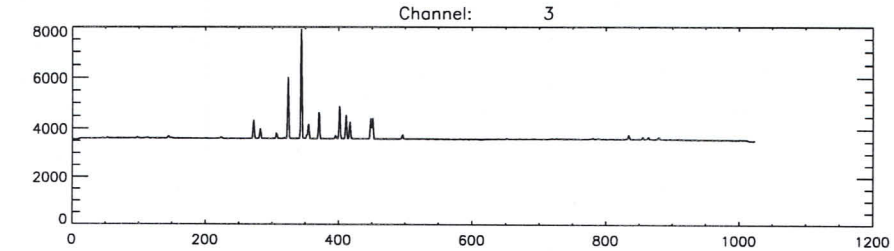
Channel: 3
8000
6000
4000
2000
0
0
200
400
600
800
1000
1200

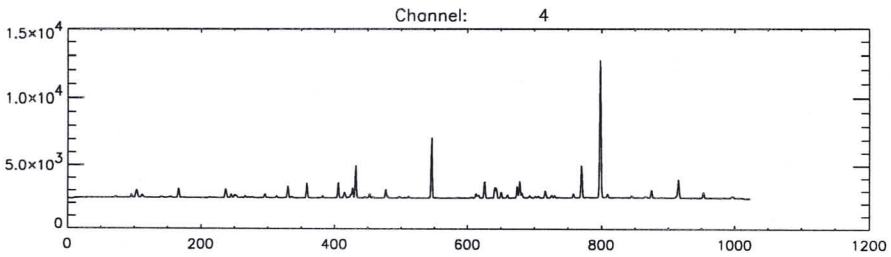
Channel: 4
1.5x10^4
1.0x10^4
5.0x10^3
0
0
200
400
600
800
1000
1200

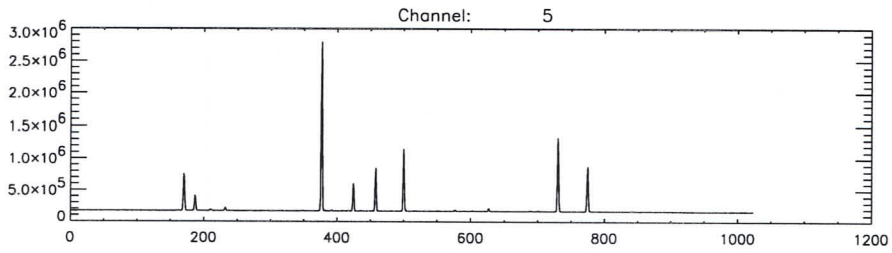
Channel: 5
3.0x10^6
2.5x10^6
2.0x10^6
1.5x10^6
1.0x10^6
5.0x10^5
0
0
200
400
600
800
1000
1200

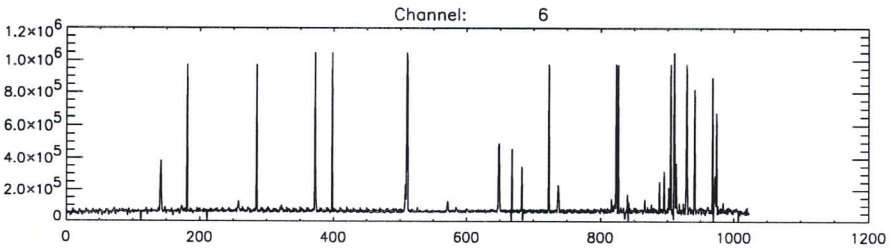
Channel: 6
1.2x10^6
1.0x10^6
8.0x10^5
6.0x10^5
4.0x10^5
2.0x10^5
0
0
200
400
600
800
1000
1200

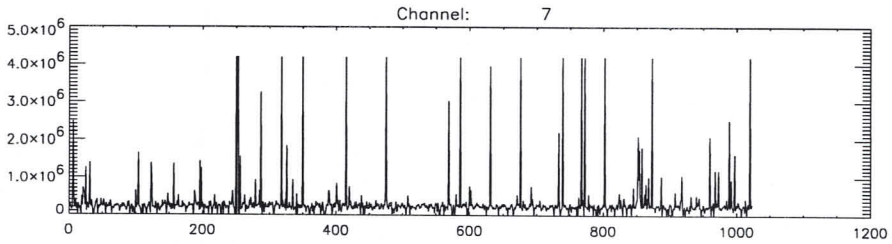
Channel: 7
5.0x10^6
4.0x10^6
3.0x10^6
2.0x10^6
1.0x10^6
0
0
200
400
600
800
1000
1200

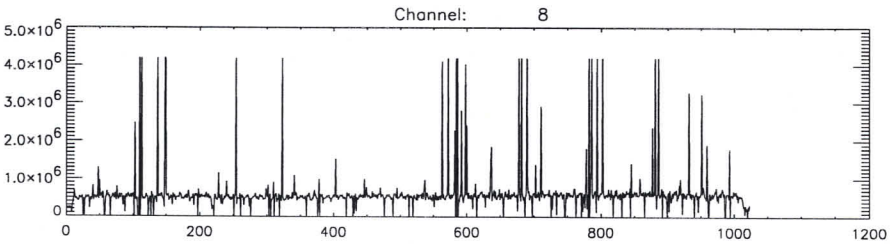
Channel: 8
5.0x10^6
4.0x10^6
3.0x10^6
2.0x10^6
1.0x10^6
0
0
200
400
600
800
1000
1200

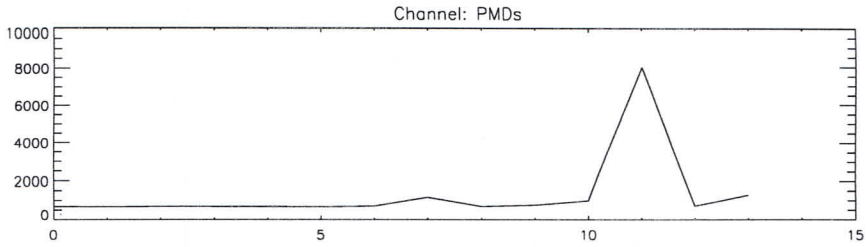
Channel: PMDs
10000
8000
6000
4000
2000
0
0
5
10
15

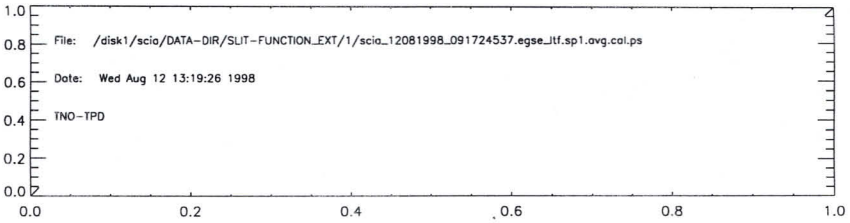
File: /disk1/scia/DATA-DIR/SLIT-FUNCTION_EXT/1/scia_12081998_091724537.egse_ltf.sp1.avg.cal.ps
Date: Wed Aug 12 13:19:26 1998
TNO-TPD
1.0
0.8
0.6
0.4
0.2
0.0
0.0
0.2
0.4
0.6
0.8
1.0

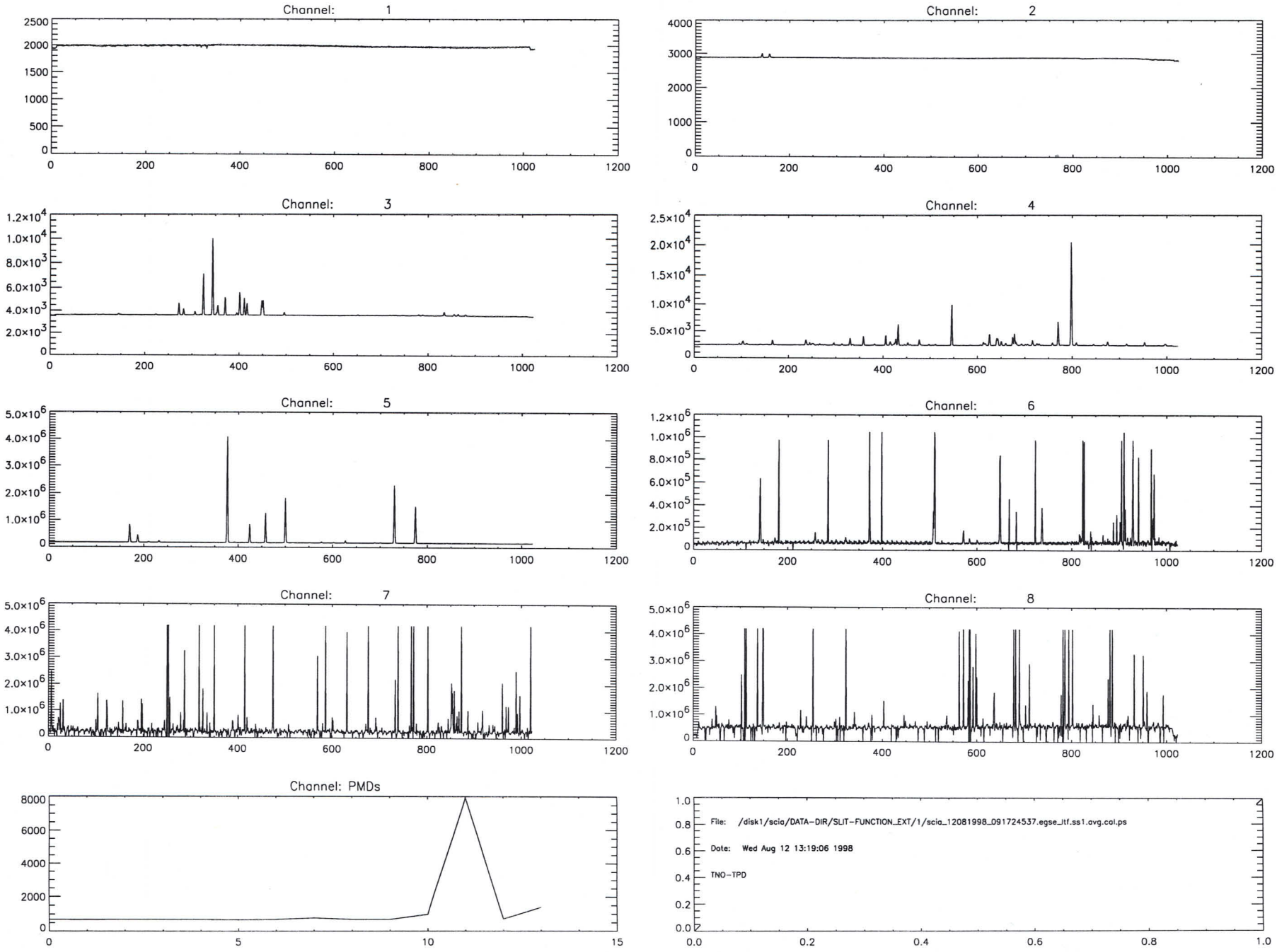
Channel: 1
Channel: 2
Channel: 3
Channel: 4
Channel: 5
Channel: 6
Channel: 7
Channel: 8
Channel: PMDs
File: /disk1/scia/DATA-DIR/SLIT-FUNCTION_EXT/1/scia_12081998_091724537.egse_itf.ss1.avg.cal.ps
Date: Wed Aug 12 13:19:06 1998
TNO-TPD

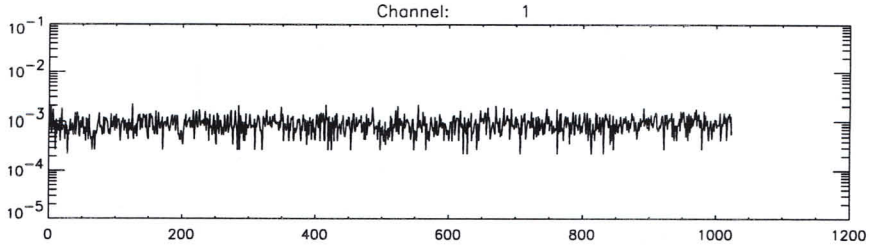
Channel: 1

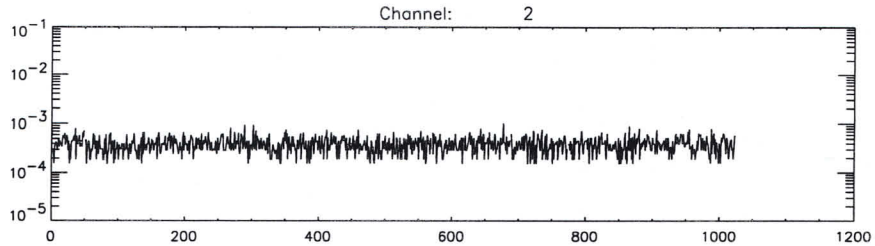
Channel: 2

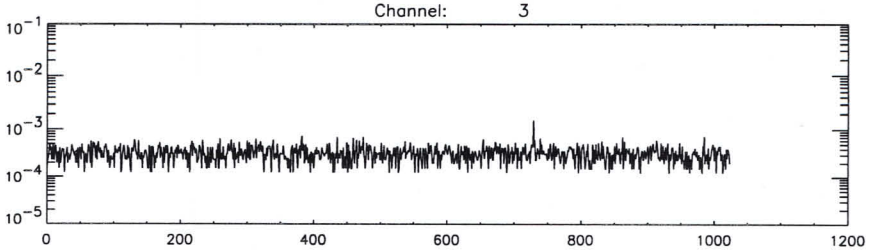
Channel: 3

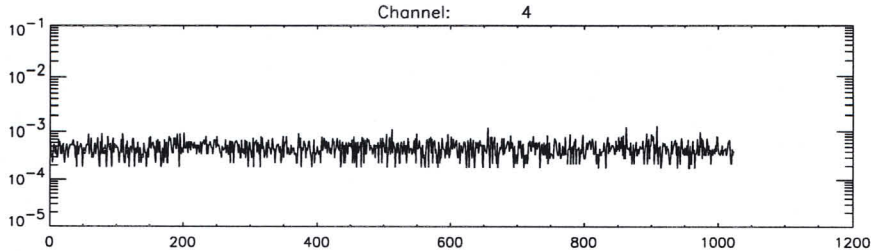
Channel: 4

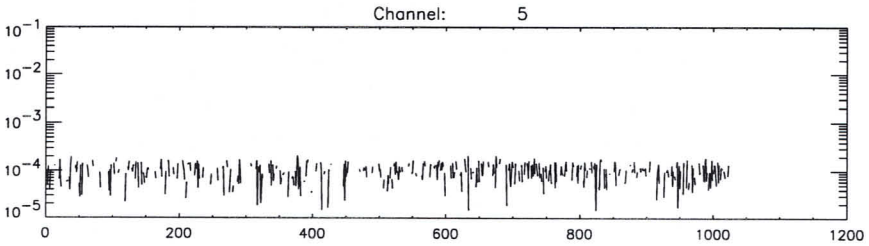
Channel: 5

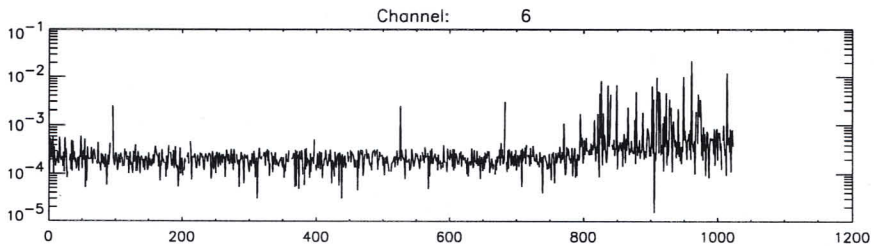
Channel: 6

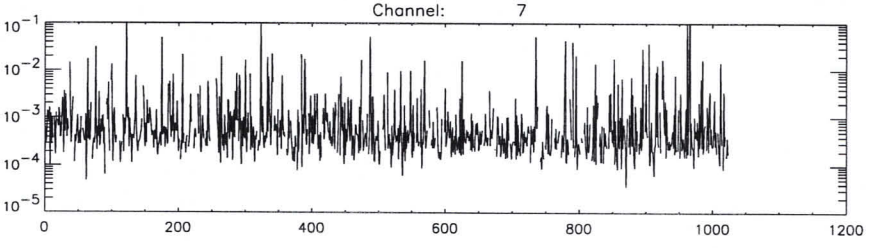
Channel: 7

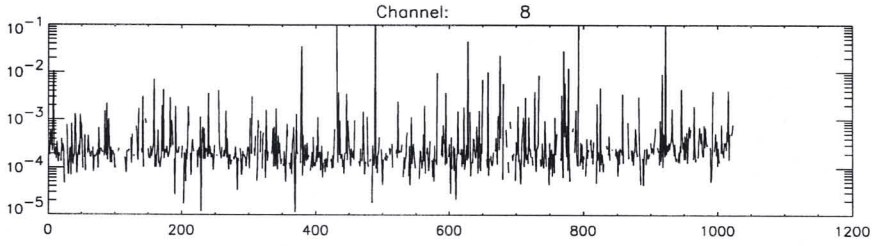
Channel: 8

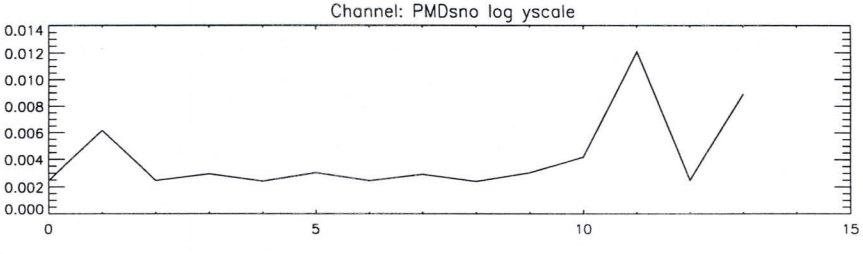
Channel: PMDsno log yscale

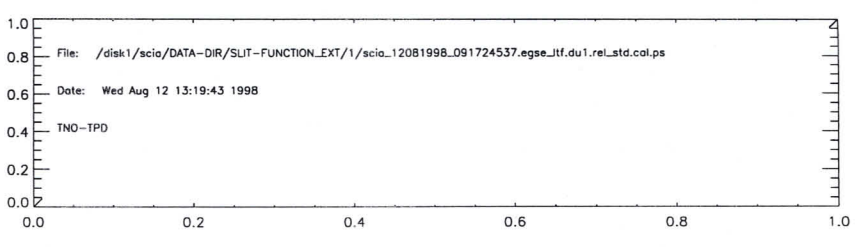
File: /disk1/scia/DATA-DIR/SLIT-FUNCTION_EXT/1/scia_12081998_091724537.egse_itf.du1.rel_std.cal.ps
Date: Wed Aug 12 13:19:43 1998
TNO-TPD

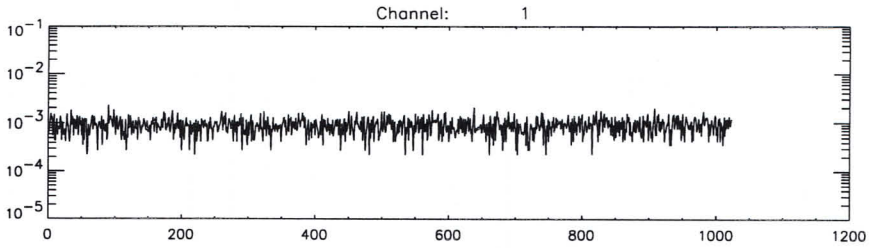
Channel: 1

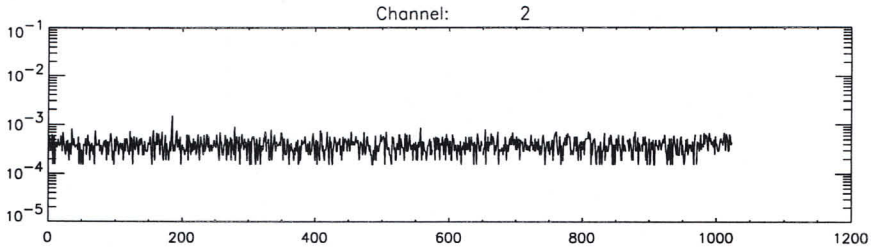
Channel: 2

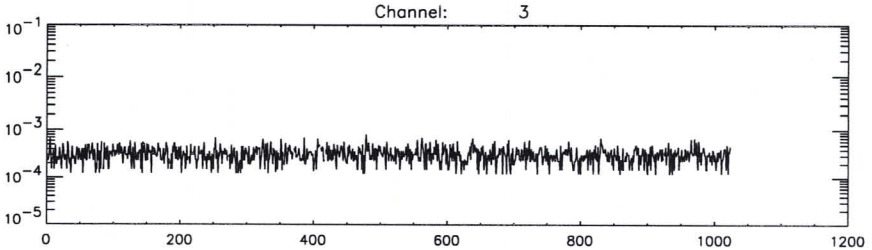
Channel: 3

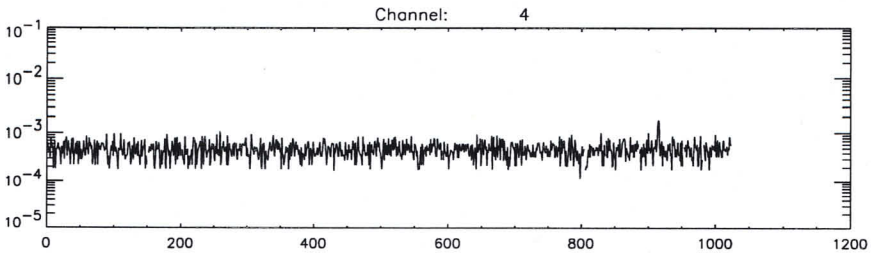
Channel: 4

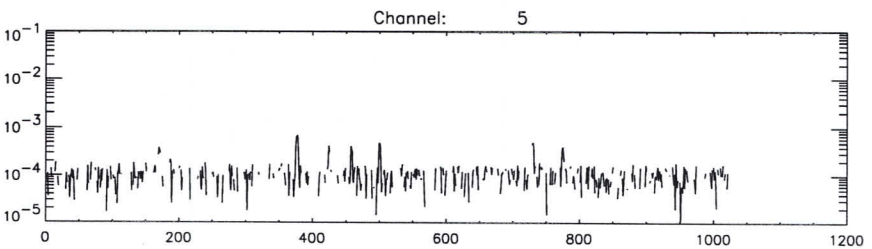
Channel: 5

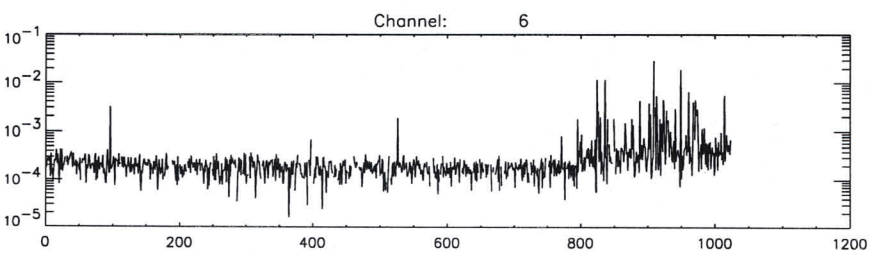
Channel: 6

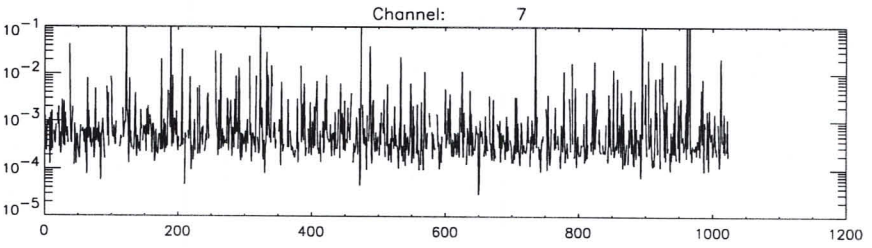
Channel: 7

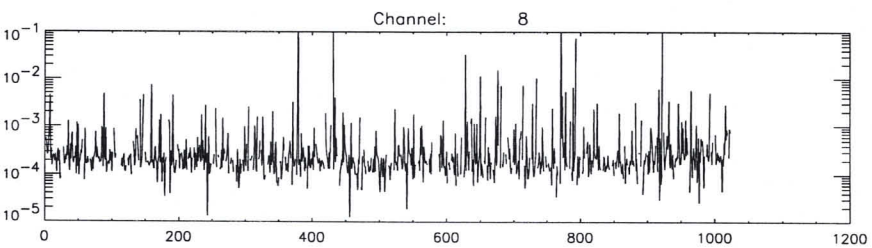
Channel: 8

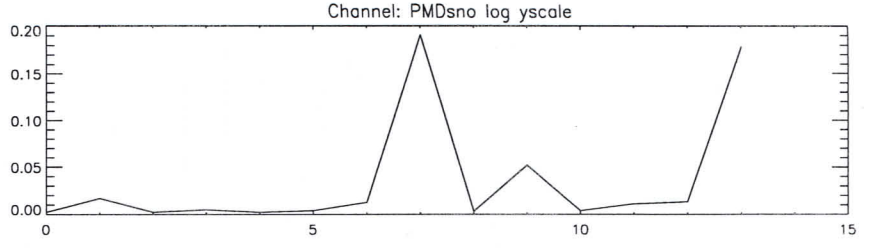
Channel: PMDsno log yscale

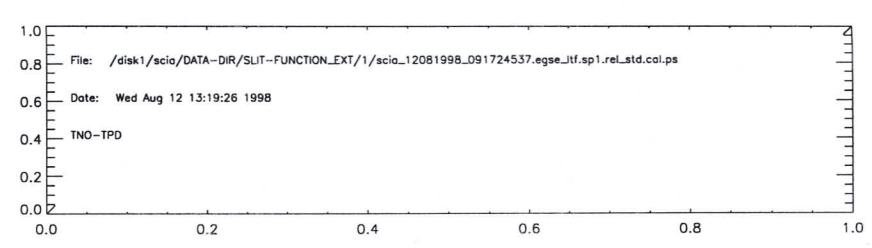
File: /disk1/scia/DATA-DIR/SLIT-FUNCTION_EXT/1/scia_12081998_091724537.egse_ltf.sp1.rel_std.col.ps
Date: Wed Aug 12 13:19:26 1998
TNO-TPD

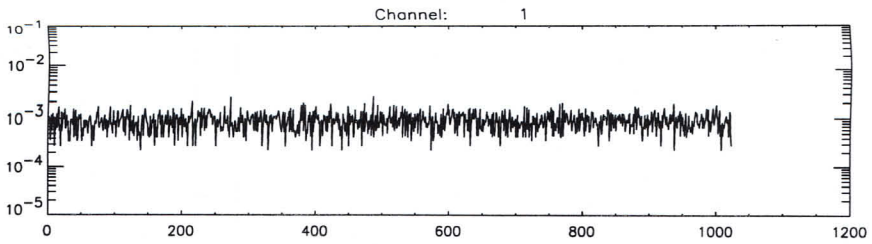
Channel: 1

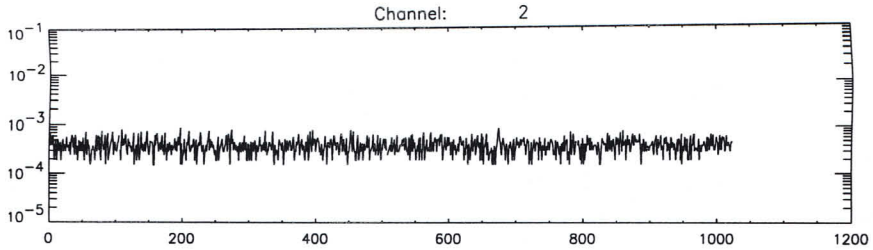
Channel: 2

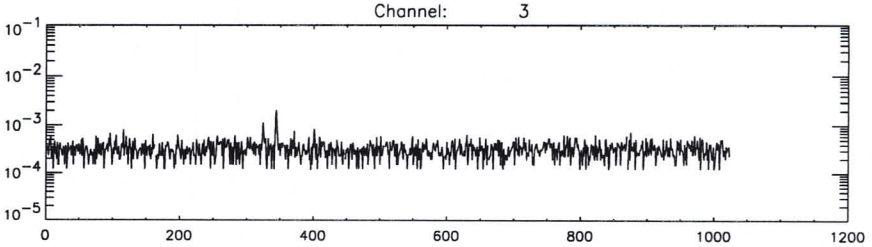
Channel: 3

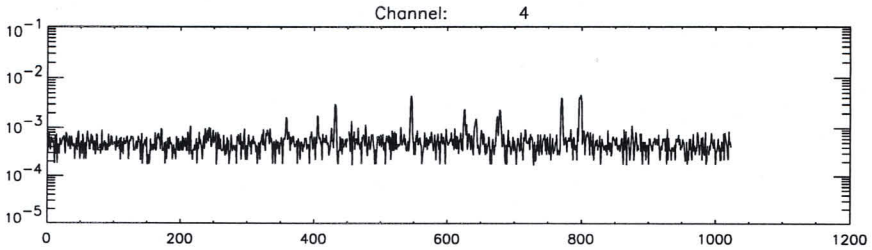
Channel: 4

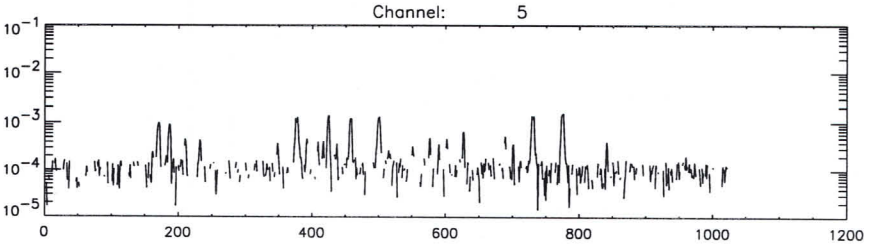
Channel: 5

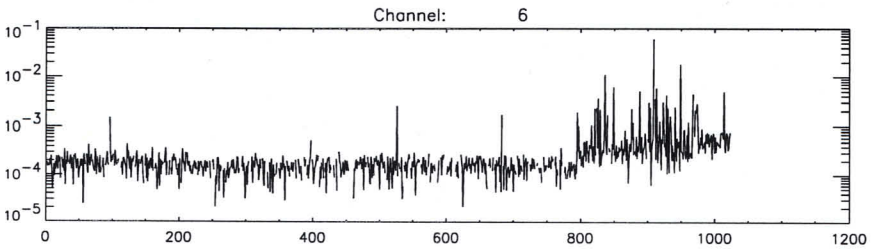
Channel: 6

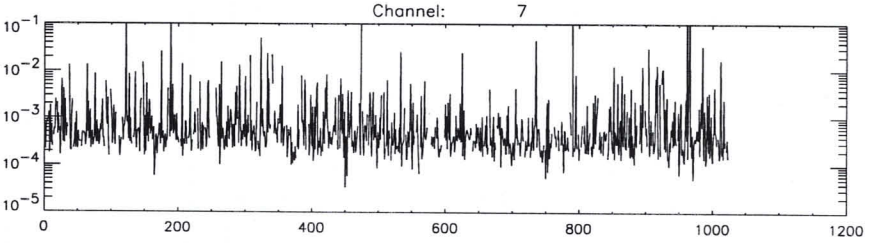
Channel: 7

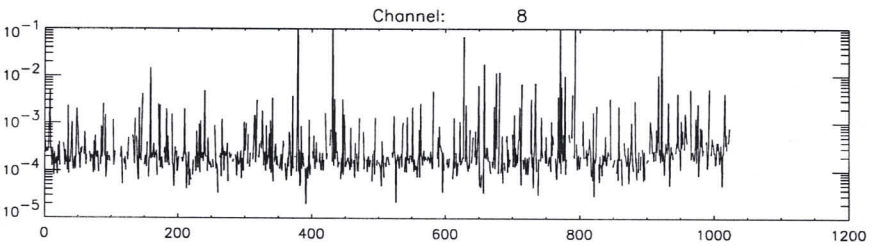
Channel: 8

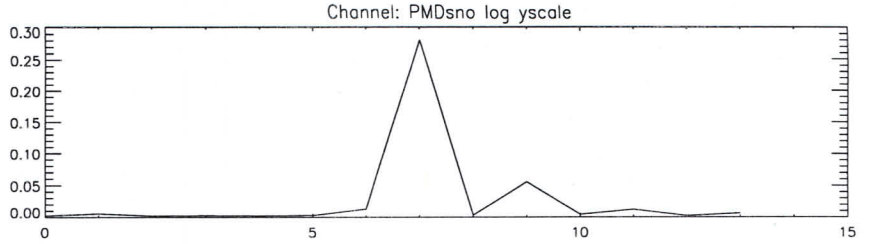
Channel: PMDsno log yscale

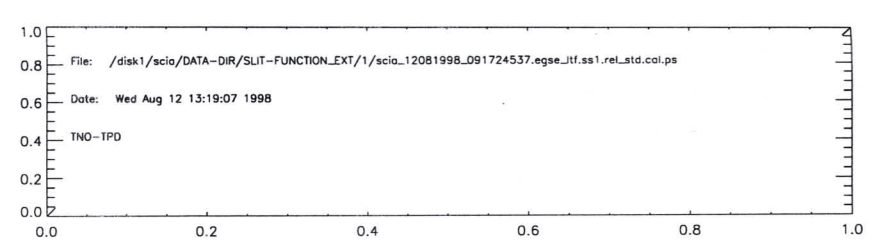
File: /disk1/scia/DATA-DIR/SLIT-FUNCTION_EXT/1/scia_12081998_091724537.egse_itf.ss1.rel_std.cal.ps
Date: Wed Aug 12 13:19:07 1998
TNO-TPD

```
time       = Wed Aug 12 13:19:43 1998
batch      = du1
Start TOD = Wed 12-Aug-98 09:31:34
End   TOD = Wed 12-Aug-98 09:36:25
Processing= computation of average, standard dev. and rel.standard dev.
time       = Wed Aug 12 13:19:26 1998
batch      = sp1
Start TOD = Wed 12-Aug-98 09:25:05
End   TOD = Wed 12-Aug-98 09:31:34
Processing= computation of average, standard dev. and rel.standard dev.
time       = Wed Aug 12 13:19:07 1998
batch      = ss1
Start TOD = Wed 12-Aug-98 09:18:23
End   TOD = Wed 12-Aug-98 09:25:05
Processing= computation of average, standard dev. and rel.standard dev.
```

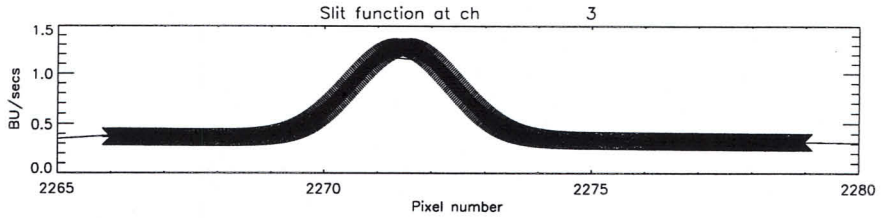
Slit function at ch 3
BU/secs
Pixel number

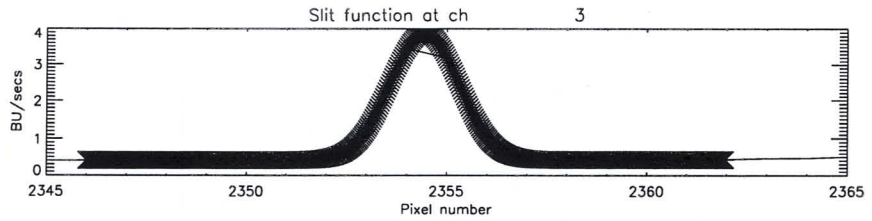
Slit function at ch 3
BU/secs
Pixel number

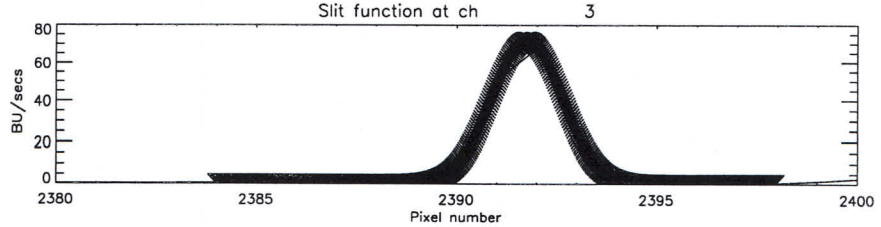
Slit function at ch 3
BU/secs
Pixel number

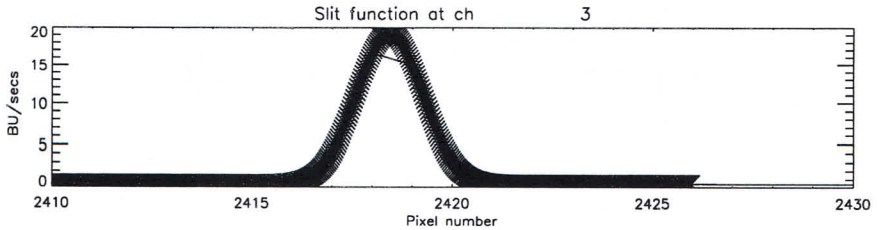
Slit function at ch 3
BU/secs
Pixel number

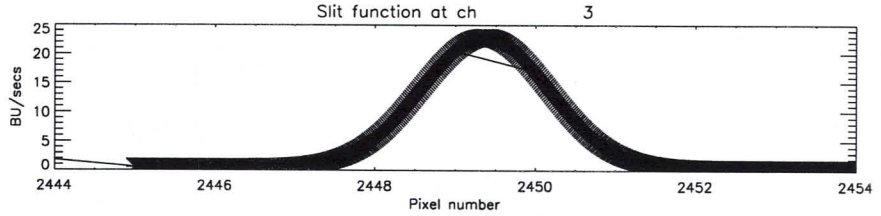
Slit function at ch 3
BU/secs
Pixel number

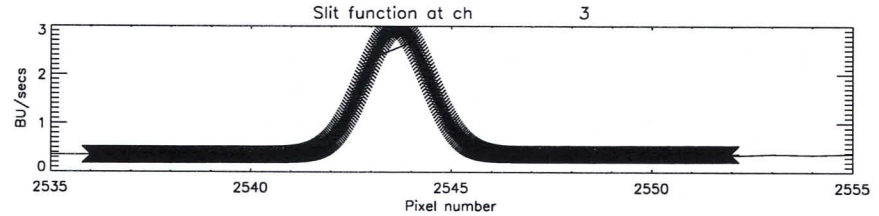
Slit function at ch 3
BU/secs
Pixel number

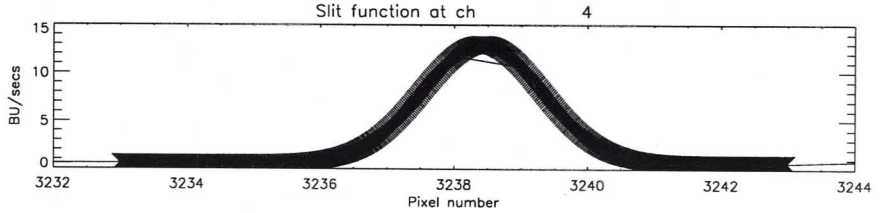
Slit function at ch 4
BU/secs
Pixel number

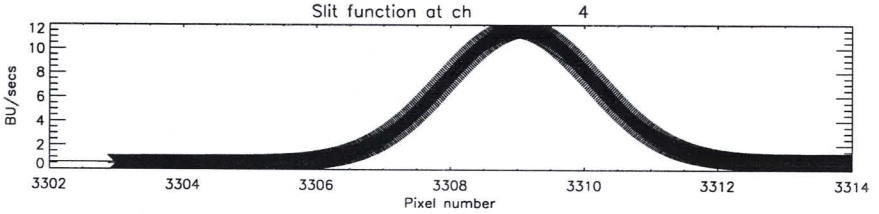
Slit function at ch 4
BU/secs
Pixel number

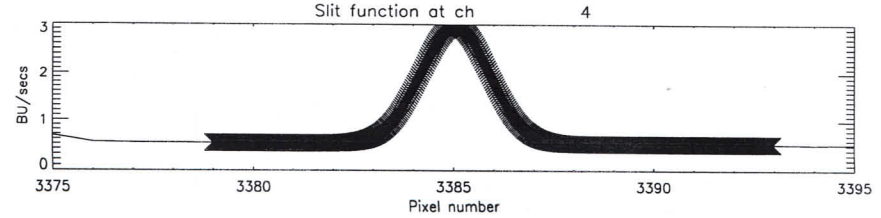
Slit function at ch 4
BU/secs
Pixel number

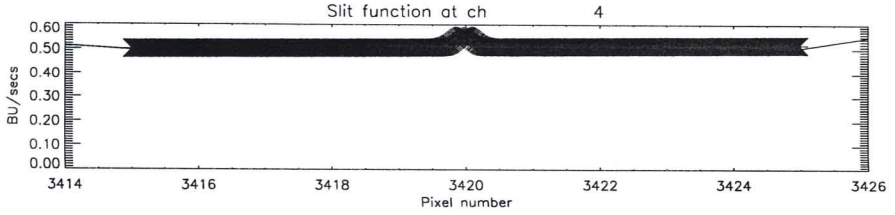
Slit function at ch 4
BU/secs
Pixel number

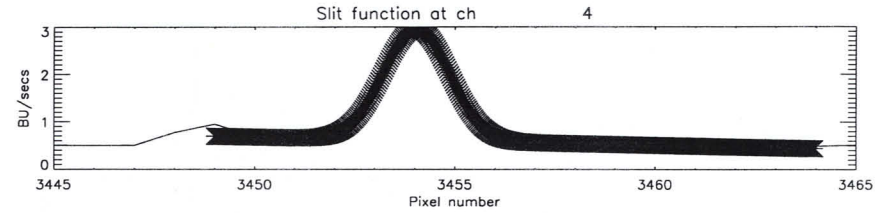
Slit function at ch 4
BU/secs
Pixel number

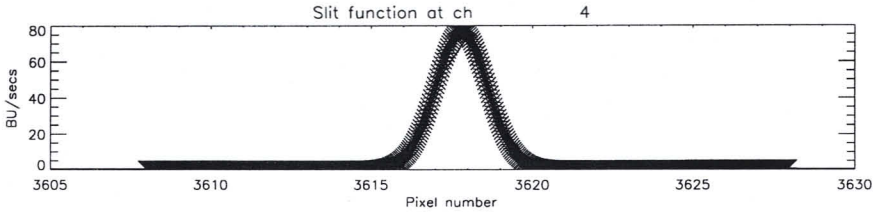
Slit function at ch 4
BU/secs
Pixel number

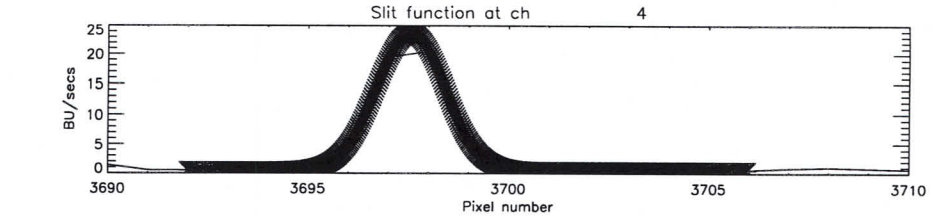
Slit function at ch 4
BU/secs
Pixel number

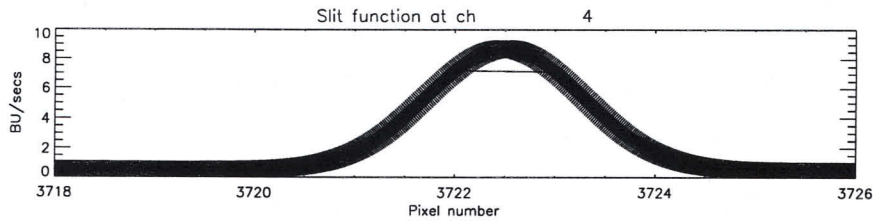
Slit function at ch 4
BU/secs
Pixel number

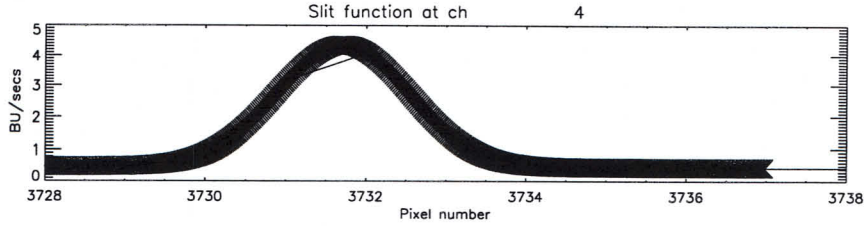
Slit function at ch 4
BU/secs
Pixel number

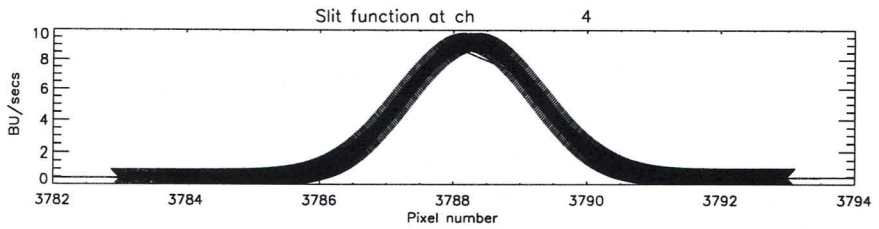
Slit function at ch 4
BU/secs
Pixel number

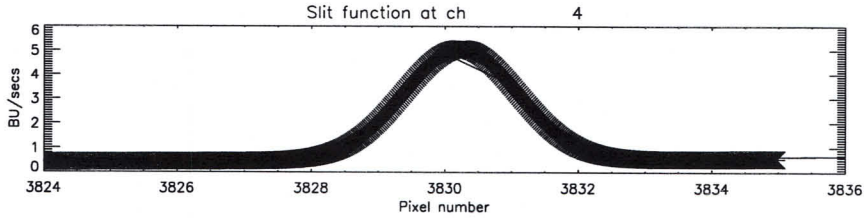
Slit function at ch 4
BU/secs
Pixel number

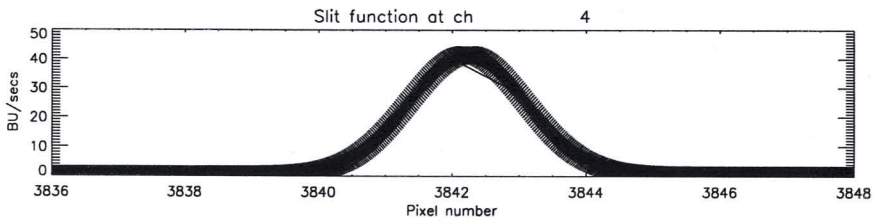
Slit function at ch 4
BU/secs
Pixel number

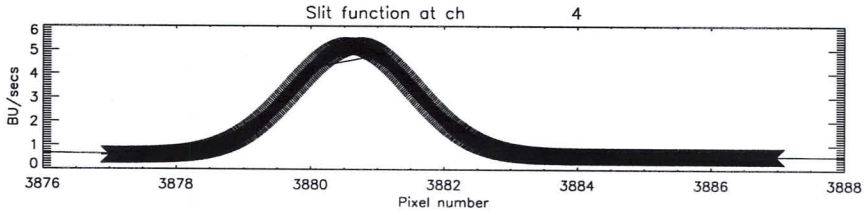
Slit function at ch 4
BU/secs
Pixel number

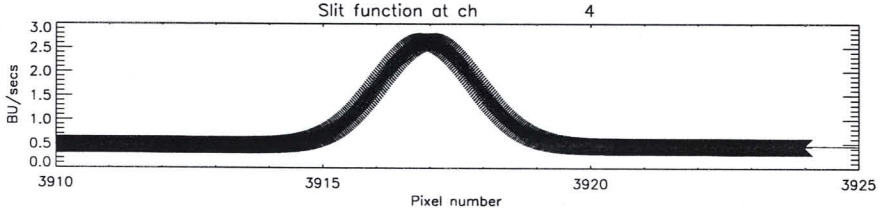
Slit function at ch 4
BU/secs
Pixel number

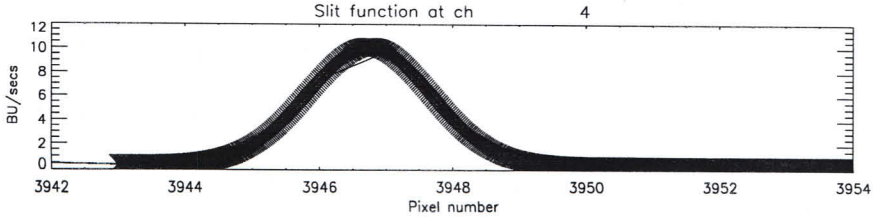
Slit function at ch 4
BU/secs
Pixel number

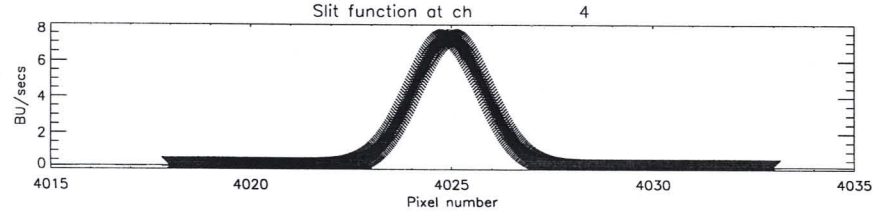
Slit function at ch 4
BU/secs
Pixel number

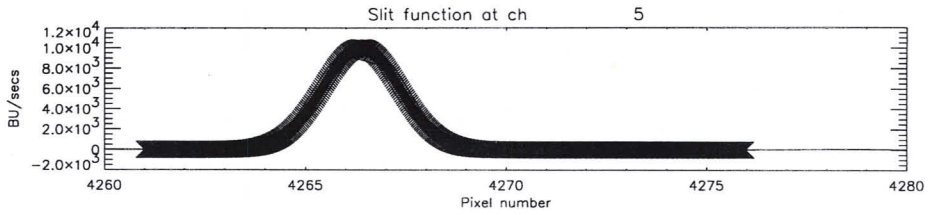
Slit function at ch 5
BU/secs
Pixel number

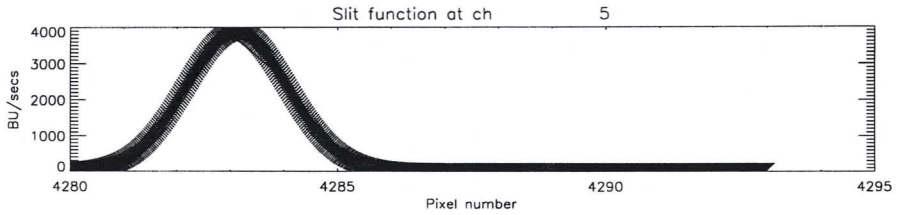
Slit function at ch 5
BU/secs
Pixel number

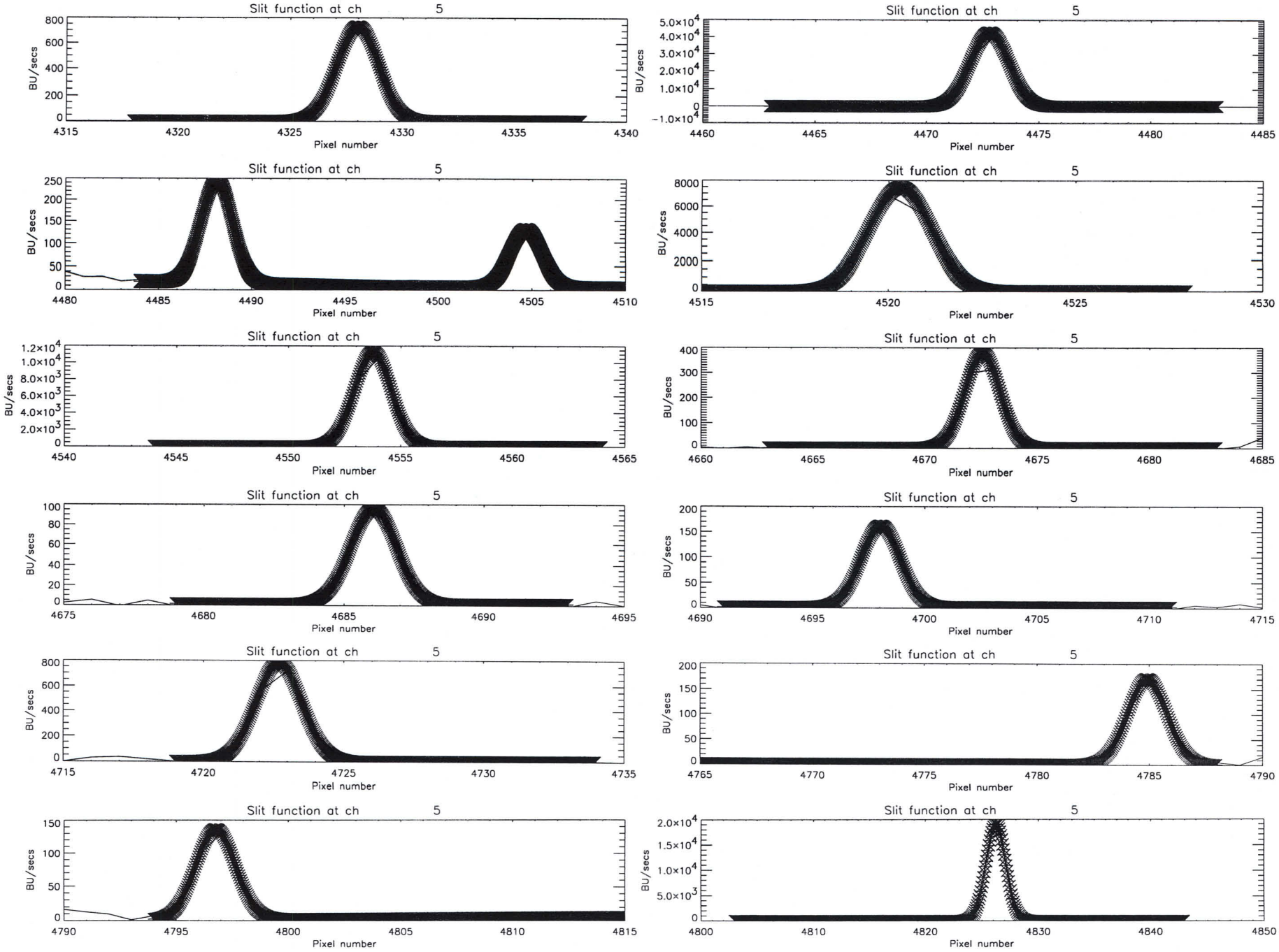
Slit function at ch 5
BU/secs
Pixel number
Slit function at ch 5
BU/secs
Pixel number
Slit function at ch 5
BU/secs
Pixel number
Slit function at ch 5
BU/secs
Pixel number
Slit function at ch 5
BU/secs
Pixel number
Slit function at ch 5
BU/secs
Pixel number
Slit function at ch 5
BU/secs
Pixel number
Slit function at ch 5
BU/secs
Pixel number
Slit function at ch 5
BU/secs
Pixel number
Slit function at ch 5
BU/secs
Pixel number
Slit function at ch 5
BU/secs
Pixel number
Slit function at ch 5
BU/secs
Pixel number

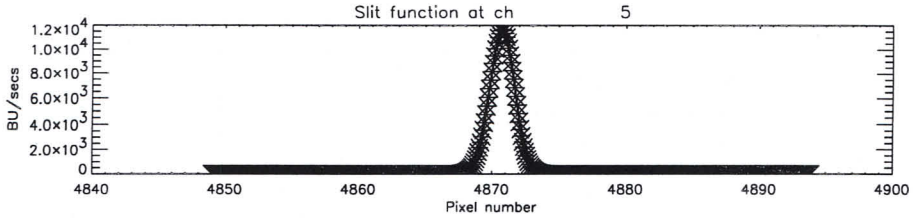
Slit function at ch 5
BU/secs
1.2×10^4
1.0×10^4
8.0×10^3
6.0×10^3
4.0×10^3
2.0×10^3
0
4840 4850 4860 4870 4880 4890 4900
Pixel number

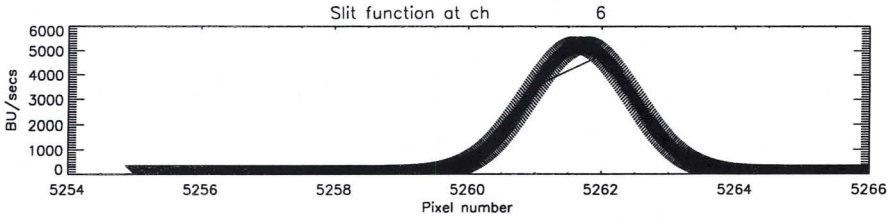
Slit function at ch 6
BU/secs
6000
5000
4000
3000
2000
1000
0
5254 5256 5258 5260 5262 5264 5266
Pixel number

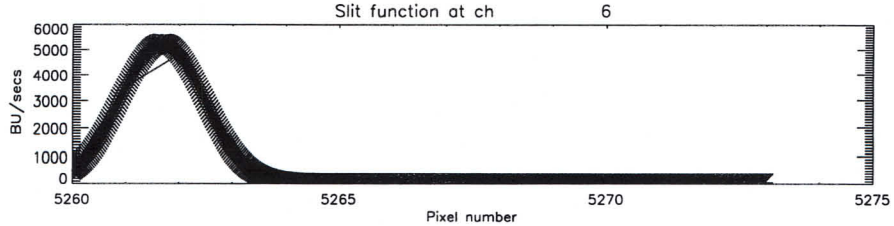
Slit function at ch 6
BU/secs
6000
5000
4000
3000
2000
1000
0
5260 5265 5270 5275
Pixel number

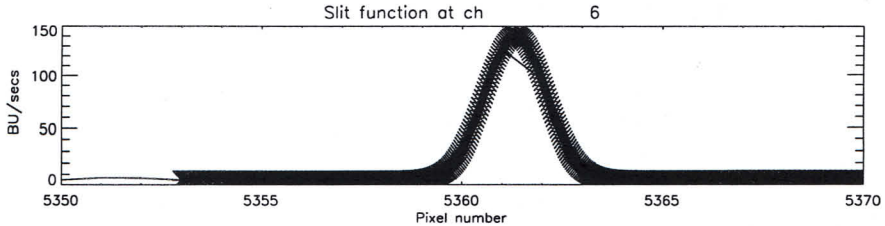
Slit function at ch 6
BU/secs
150
100
50
0
5350 5355 5360 5365 5370
Pixel number

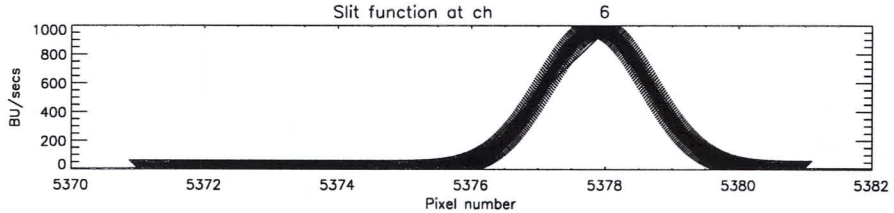
Slit function at ch 6
BU/secs
1000
800
600
400
200
0
5370 5372 5374 5376 5378 5380 5382
Pixel number

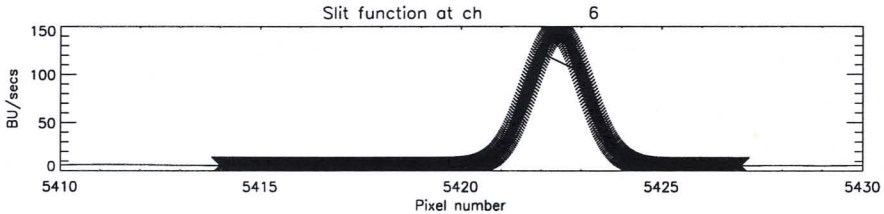
Slit function at ch 6
BU/secs
150
100
50
0
5410 5415 5420 5425 5430
Pixel number

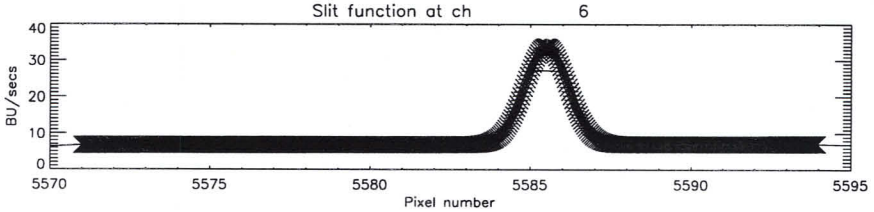
Slit function at ch 6
BU/secs
40
30
20
10
0
5570 5575 5580 5585 5590 5595
Pixel number

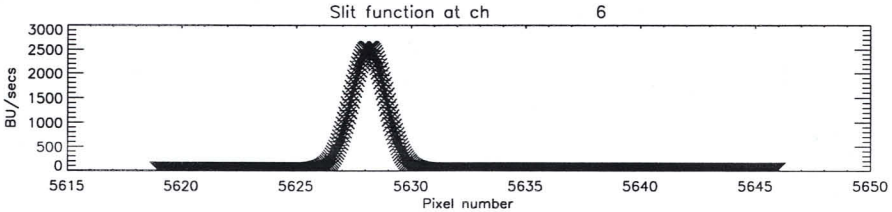
Slit function at ch 6
BU/secs
3000
2500
2000
1500
1000
500
0
5615 5620 5625 5630 5635 5640 5645 5650
Pixel number

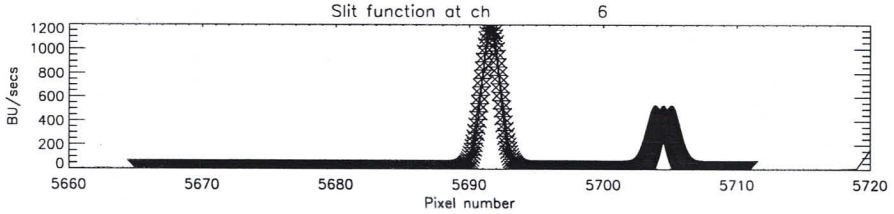
Slit function at ch 6
BU/secs
1200
1000
800
600
400
200
0
5660 5670 5680 5690 5700 5710 5720
Pixel number

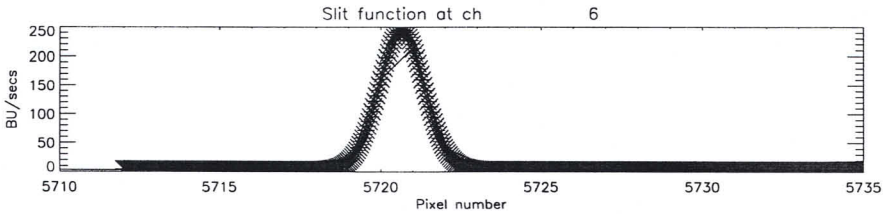
Slit function at ch 6
BU/secs
250
200
150
100
50
0
5710 5715 5720 5725 5730 5735
Pixel number

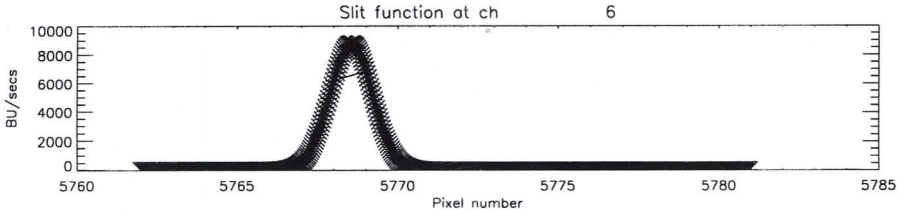
Slit function at ch 6
BU/secs
10000
8000
6000
4000
2000
0
5760 5765 5770 5775 5780 5785
Pixel number

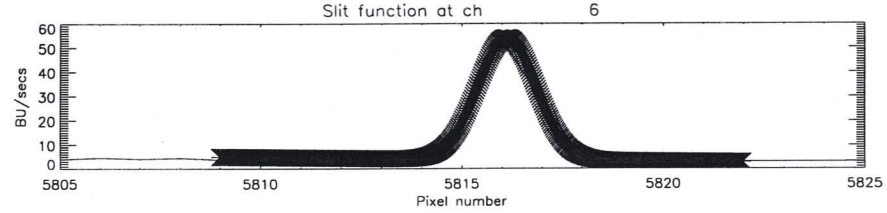
Slit function at ch 6
BU/secs
60
50
40
30
20
10
0
5805 5810 5815 5820 5825
Pixel number

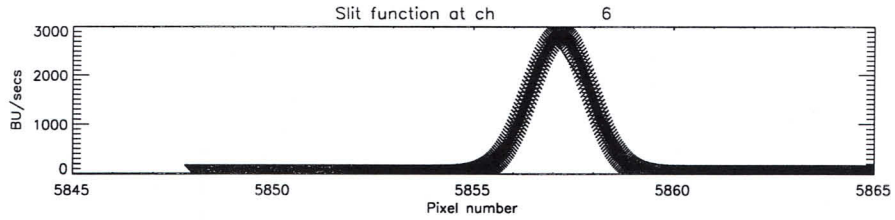
Slit function at ch 6
BU/secs
Pixel number

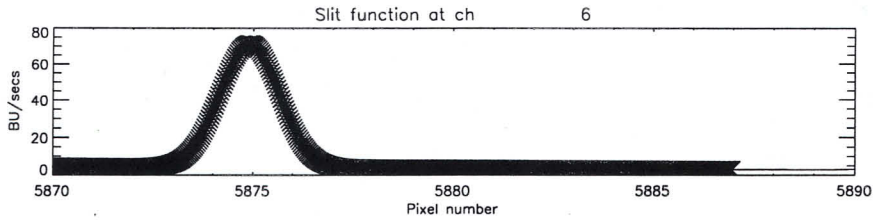
Slit function at ch 6
BU/secs
Pixel number

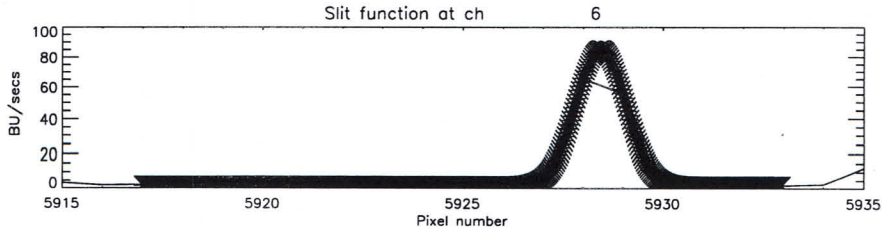
Slit function at ch 6
BU/secs
Pixel number

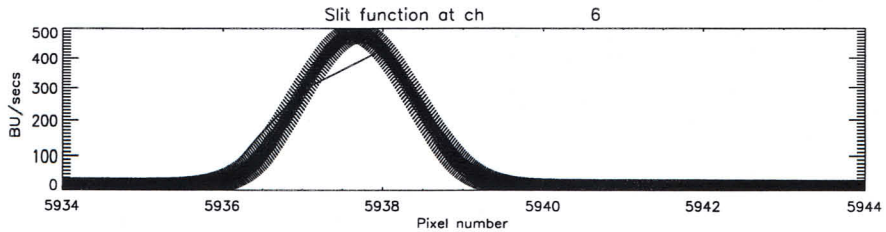
Slit function at ch 6
BU/secs
Pixel number

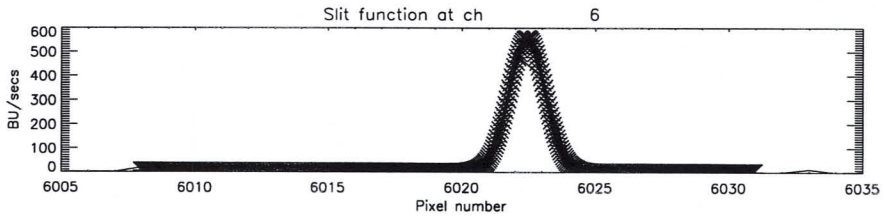
Slit function at ch 6
BU/secs
Pixel number

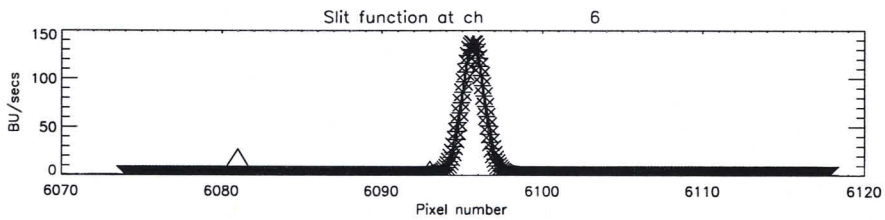
Slit function at ch 6
BU/secs
Pixel number

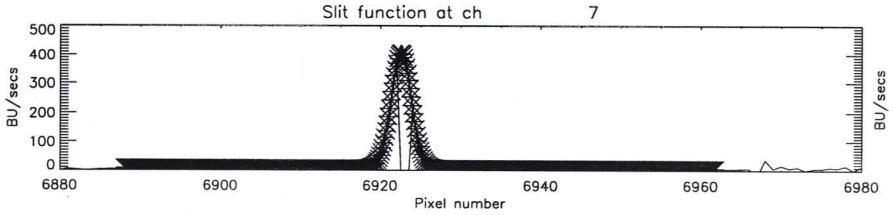
Slit function at ch 7
BU/secs
Pixel number

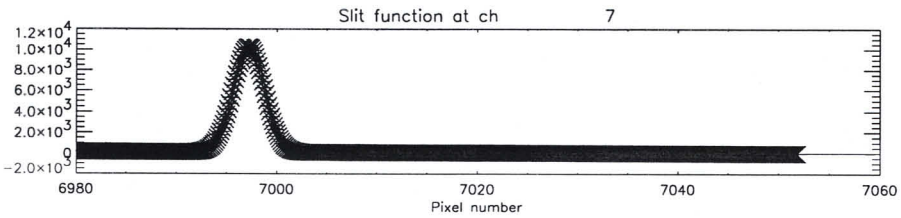
Slit function at ch 7
BU/secs
Pixel number

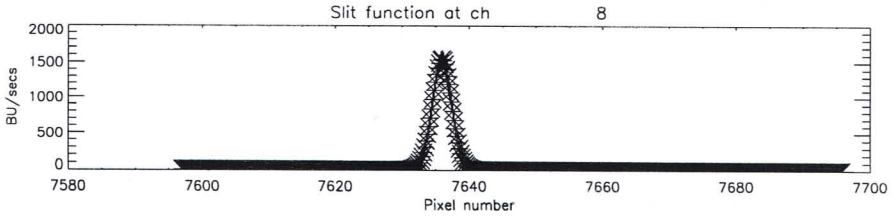
Slit function at ch 8
BU/secs
Pixel number

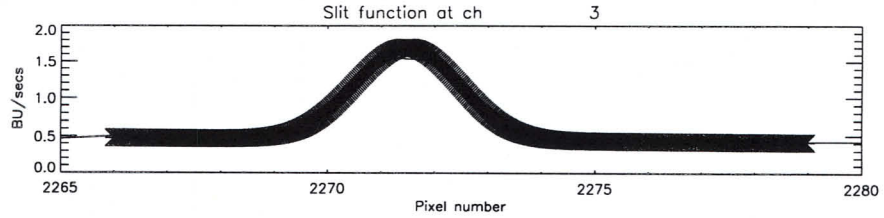
Slit function at ch 3
BU/secs
Pixel number

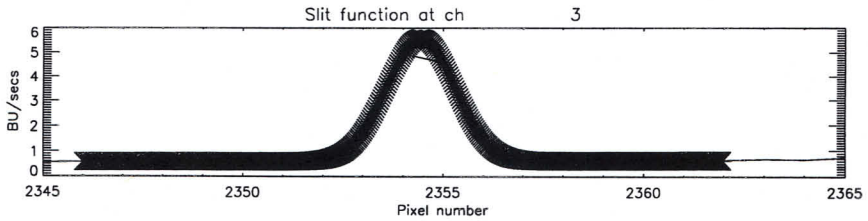
Slit function at ch 3
BU/secs
Pixel number

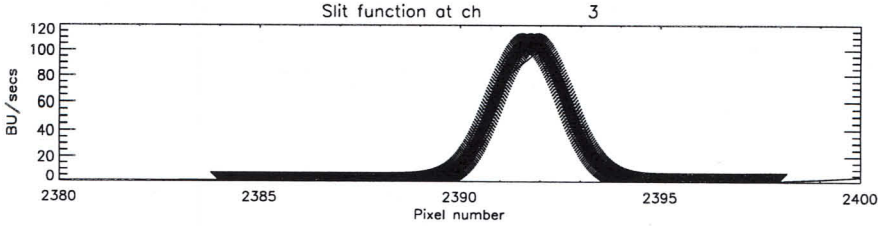
Slit function at ch 3
BU/secs
Pixel number

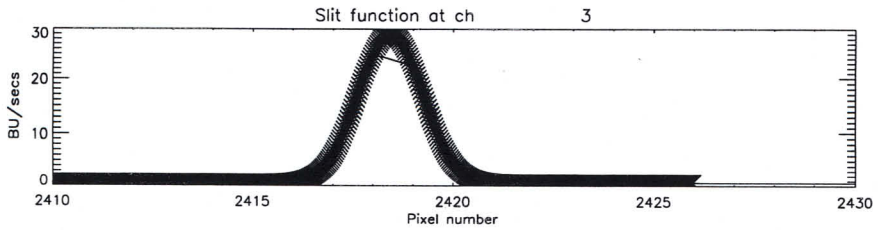
Slit function at ch 3
BU/secs
Pixel number

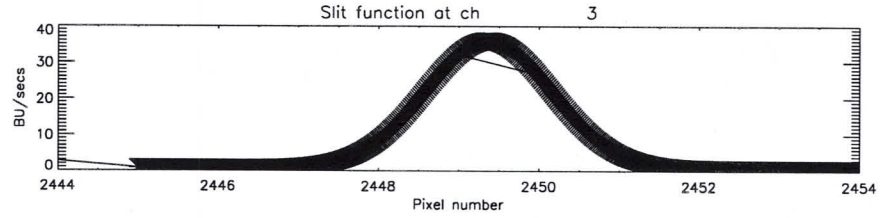
Slit function at ch 3
BU/secs
Pixel number

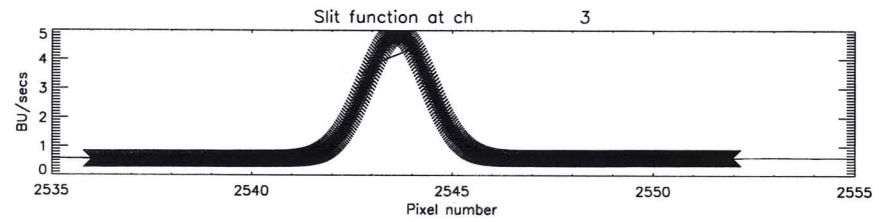
Slit function at ch 3
BU/secs
Pixel number

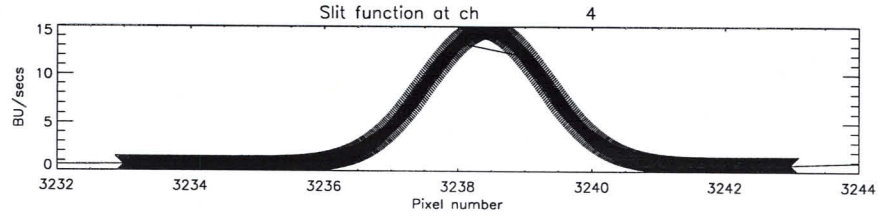
Slit function at ch 4
BU/secs
Pixel number

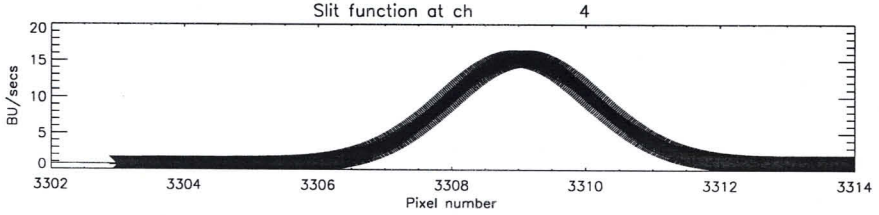
Slit function at ch 4
BU/secs
Pixel number

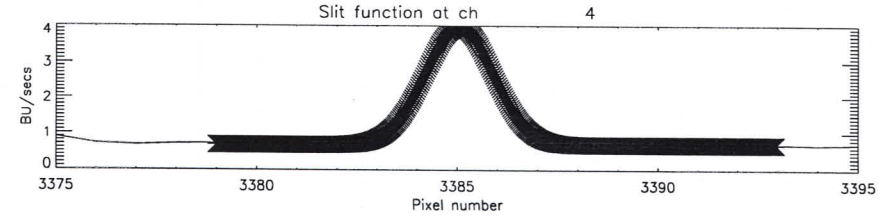
Slit function at ch 4
BU/secs
Pixel number

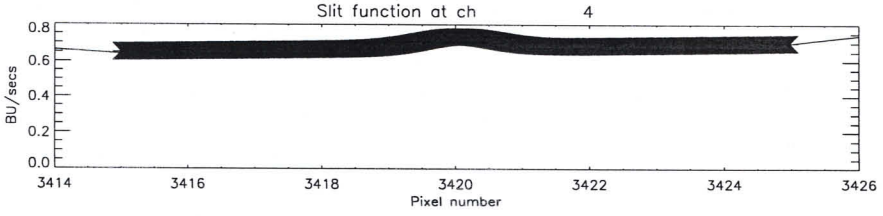
Slit function at ch 4
BU/secs
Pixel number

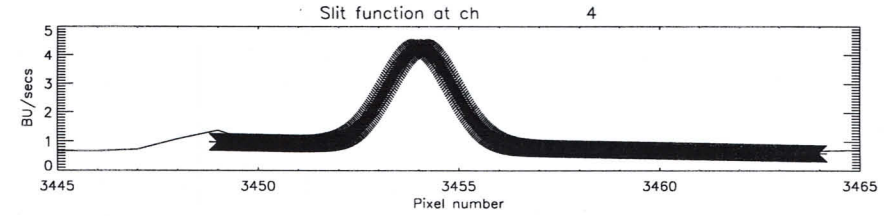
Slit function at ch 4
BU/secs
Pixel number

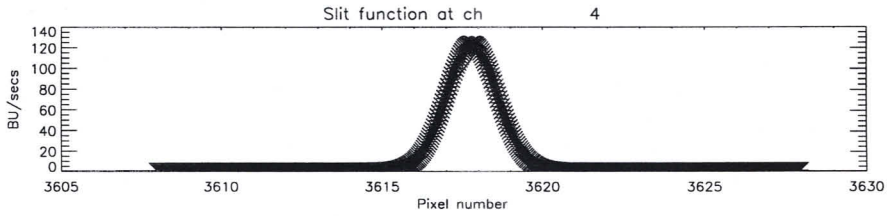
Slit function at ch 4
BU/secs
Pixel number

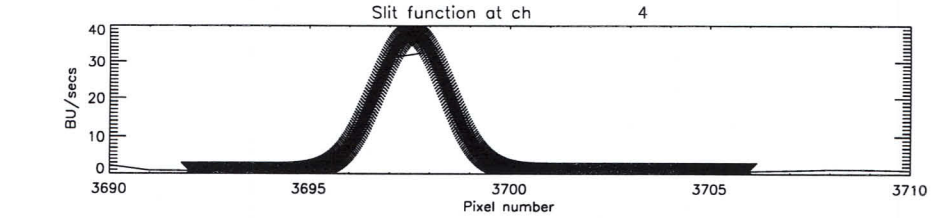
Slit function at ch 4
BU/secs
Pixel number

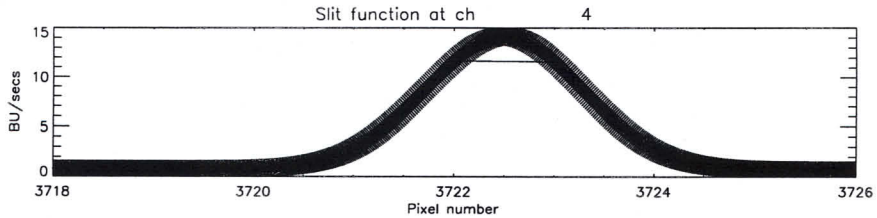
Slit function at ch 4
BU/secs
Pixel number

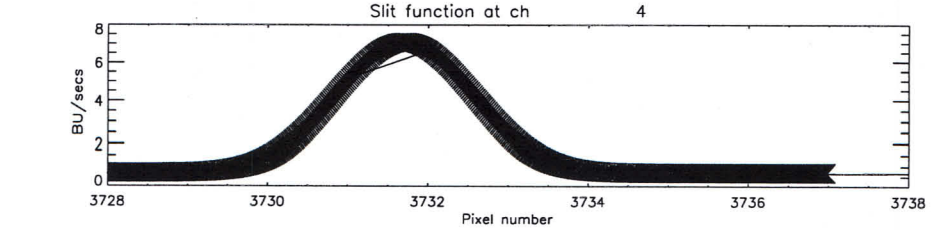
Slit function at ch 4
BU/secs
Pixel number

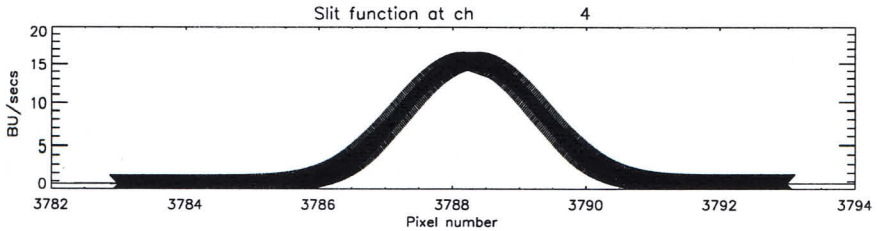
Slit function at ch 4
BU/secs
Pixel number

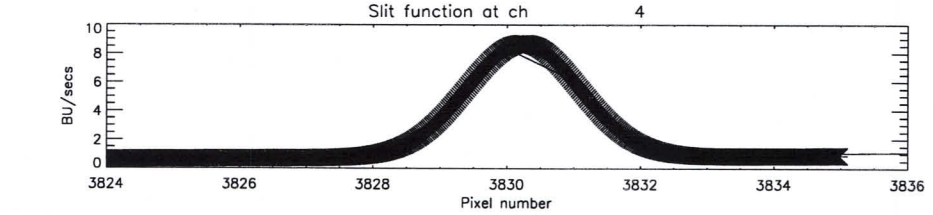
Slit function at ch 4
BU/secs
Pixel number

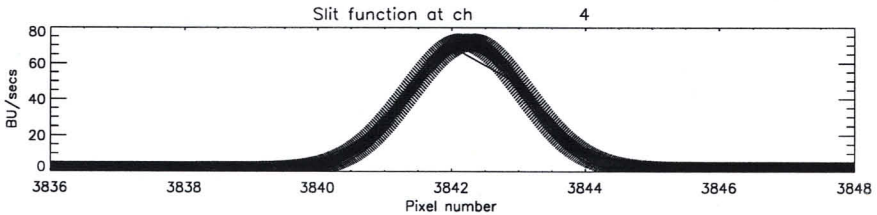
Slit function at ch 4
BU/secs
Pixel number

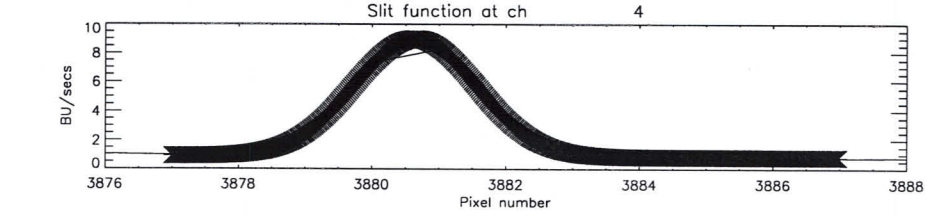
Slit function at ch 4
BU/secs
Pixel number

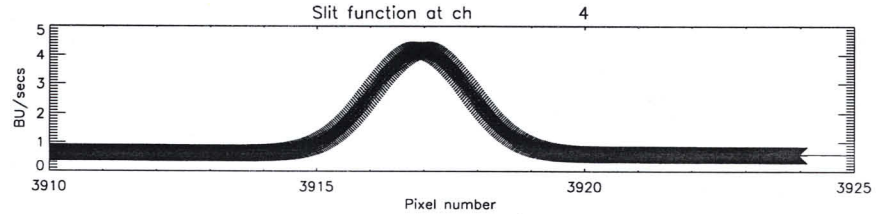
Slit function at ch 4
BU/secs
Pixel number

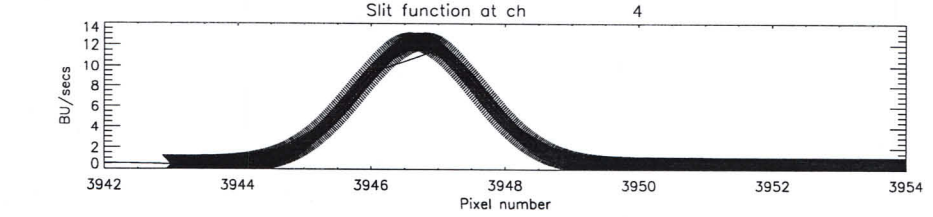
Slit function at ch 4
BU/secs
Pixel number

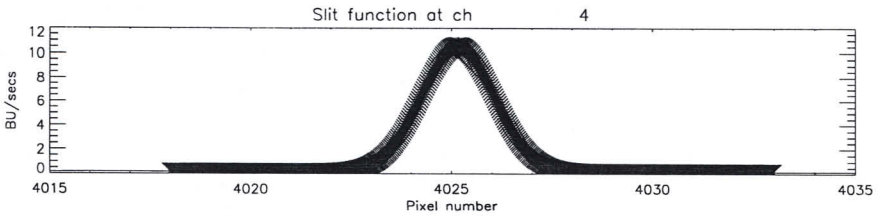
Slit function at ch 4
BU/secs
Pixel number

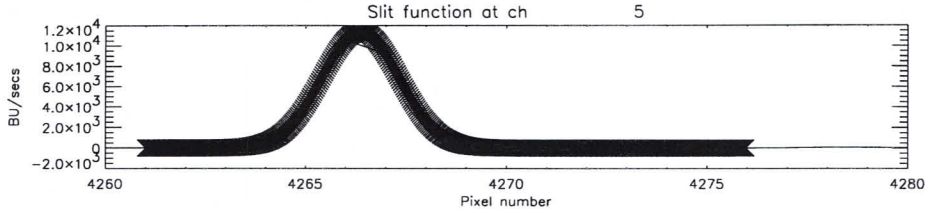
Slit function at ch 5
BU/secs
Pixel number

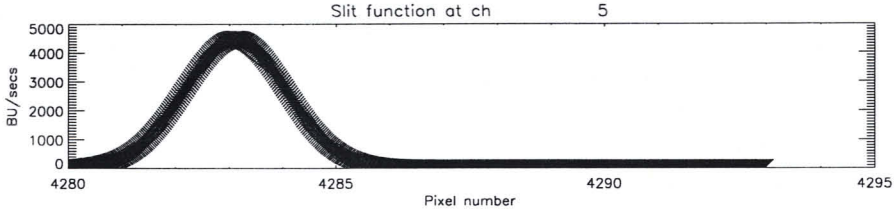
Slit function at ch 5
BU/secs
Pixel number

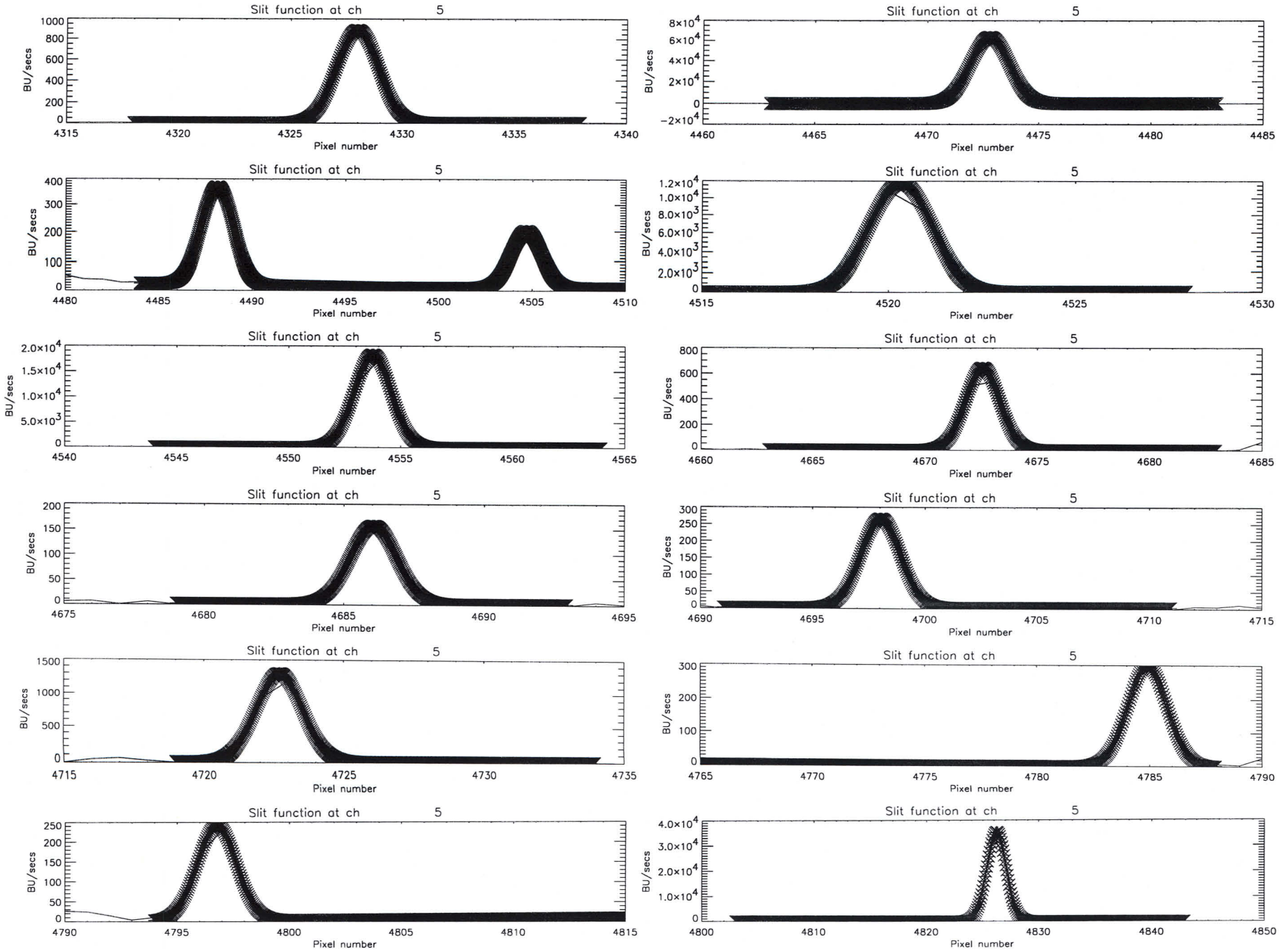
Slit function at ch 5
BU/secs
Pixel number
Slit function at ch 5
BU/secs
Pixel number
Slit function at ch 5
BU/secs
Pixel number
Slit function at ch 5
BU/secs
Pixel number
Slit function at ch 5
BU/secs
Pixel number
Slit function at ch 5
BU/secs
Pixel number
Slit function at ch 5
BU/secs
Pixel number
Slit function at ch 5
BU/secs
Pixel number
Slit function at ch 5
BU/secs
Pixel number
Slit function at ch 5
BU/secs
Pixel number
Slit function at ch 5
BU/secs
Pixel number
Slit function at ch 5
BU/secs
Pixel number

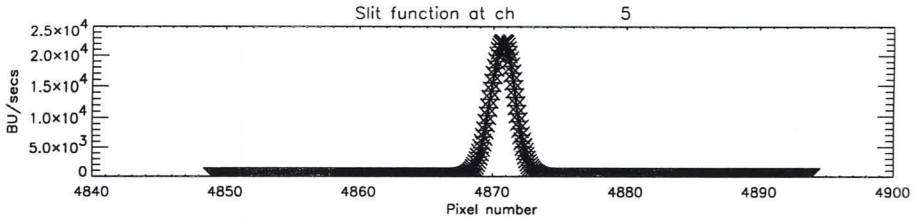
Slit function at ch 5
BU/secs
Pixel number

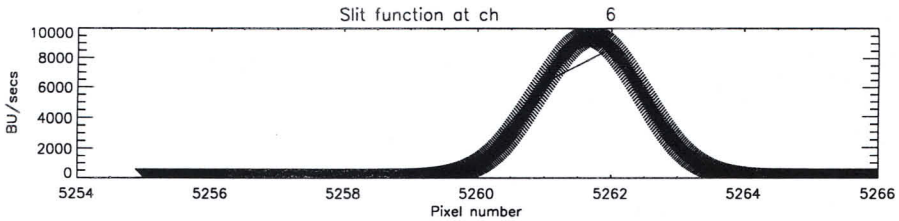
Slit function at ch 6
BU/secs
Pixel number

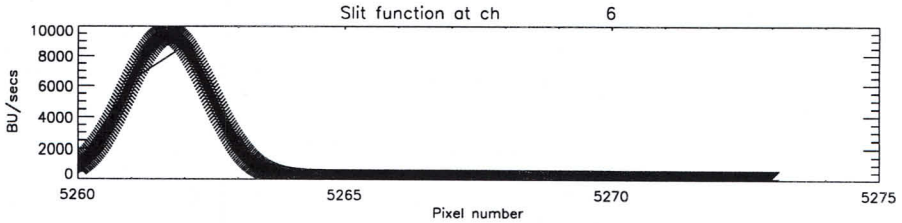
Slit function at ch 6
BU/secs
Pixel number

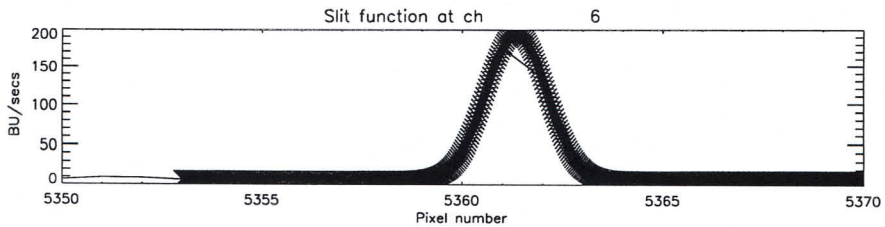
Slit function at ch 6
BU/secs
Pixel number

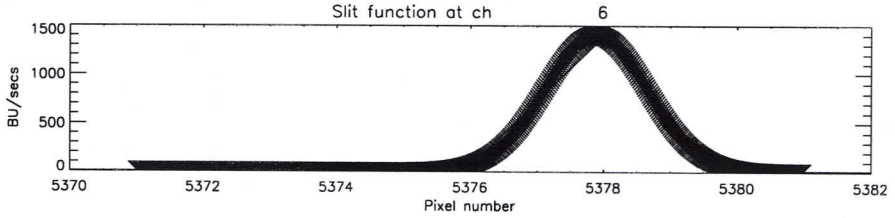
Slit function at ch 6
BU/secs
Pixel number

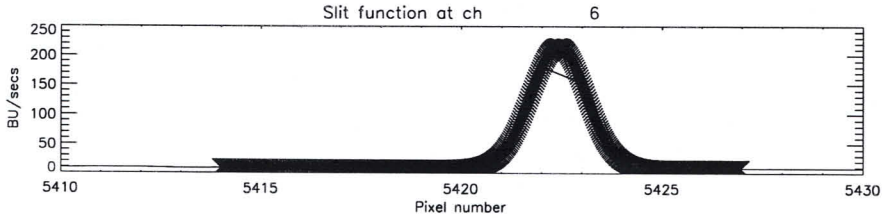
Slit function at ch 6
BU/secs
Pixel number

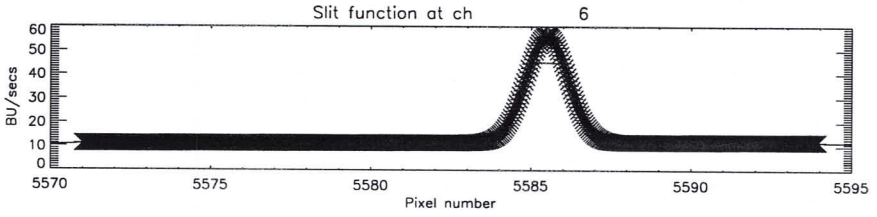
Slit function at ch 6
BU/secs
Pixel number

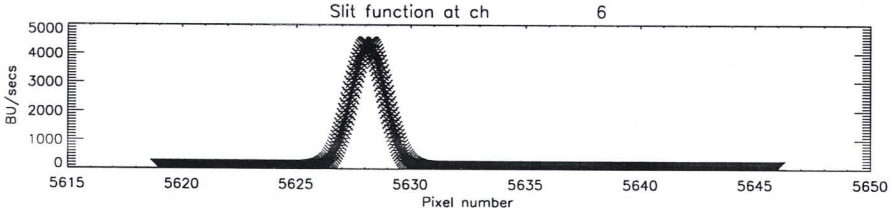
Slit function at ch 6
BU/secs
Pixel number

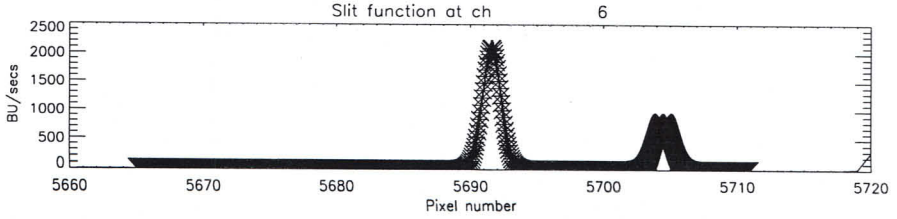
Slit function at ch 6
BU/secs
Pixel number

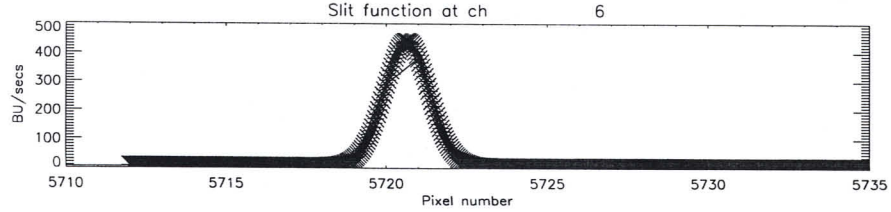
Slit function at ch 6
BU/secs
Pixel number

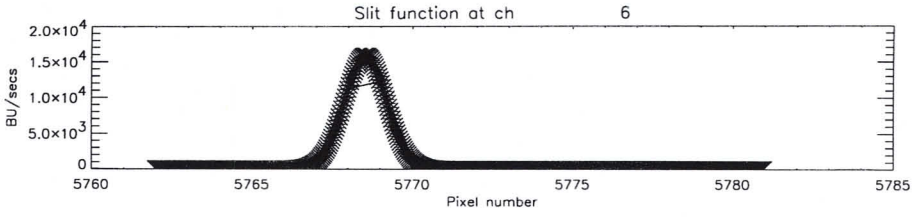
Slit function at ch 6
BU/secs
Pixel number

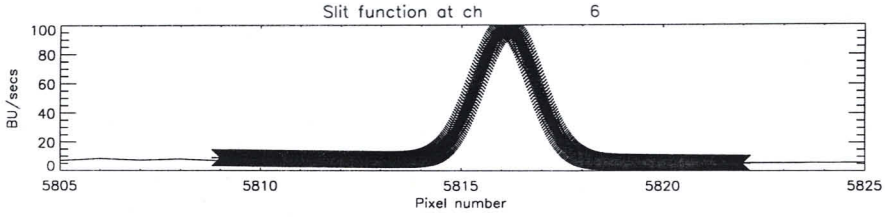
Slit function at ch 6
BU/secs
Pixel number

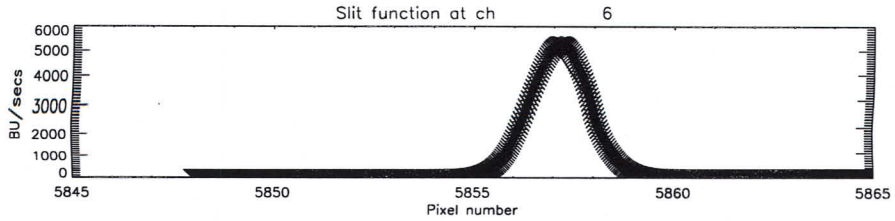
Slit function at ch 6
BU/secs
Pixel number

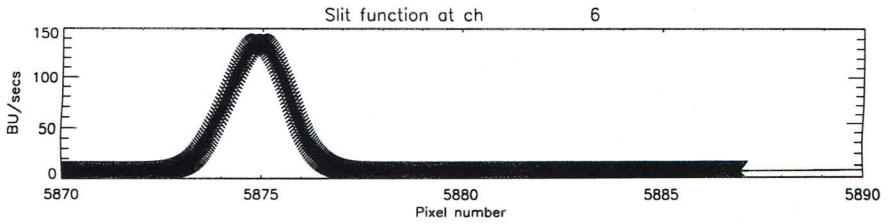
Slit function at ch 6
BU/secs
Pixel number

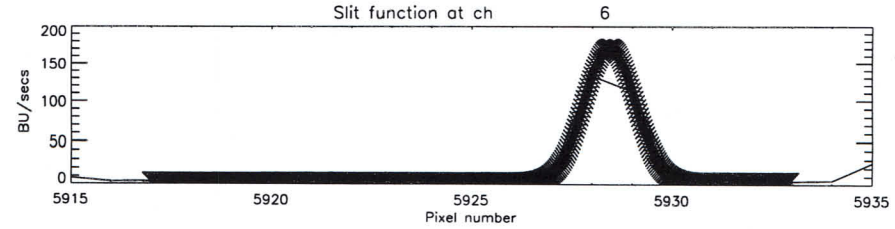
Slit function at ch 6
BU/secs
Pixel number

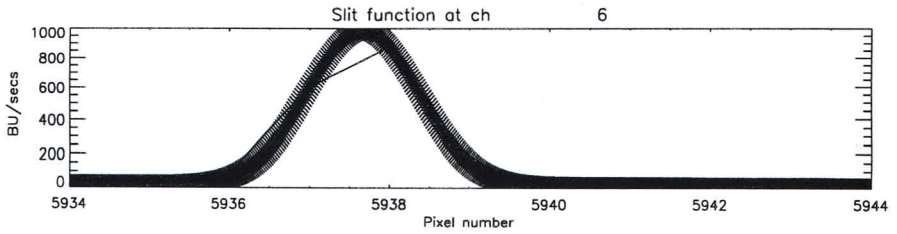
Slit function at ch 6
BU/secs
Pixel number

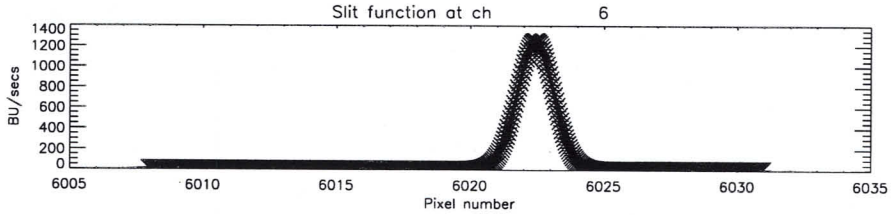
Slit function at ch 6
BU/secs
Pixel number

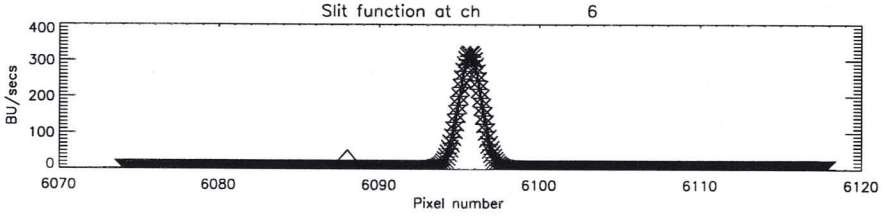
Slit function at ch 6
BU/secs
Pixel number

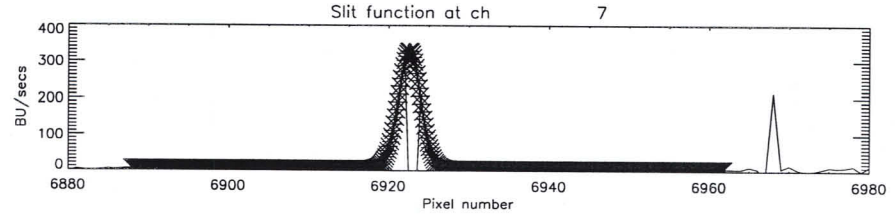
Slit function at ch 7
BU/secs
Pixel number

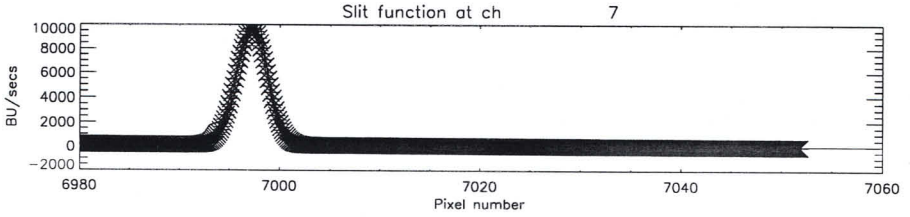
Slit function at ch 7
BU/secs
Pixel number

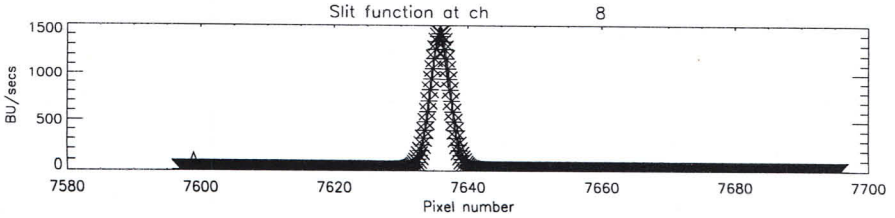
Slit function at ch 8
BU/secs
Pixel number

Version: 0.1
Input files:

/disk1/scia/DATA-DIR/SLIT-FUNCTION_EXT/1/scia_12081998_091724537.egse_ltf.du1.
and

/disk1/scia/DATA-DIR/SLIT-FUNCTION_EXT/1/scia_12081998_091724537.egse_ltf.sp1.
Action:
Spectral calibration
PPG correction filename used: /disk1/scia/DATA-DIR/CORR/latest/ppg.cal
ETALON correction filename used: /disk1/scia/DATA-DIR/CORR/latest/etalon.cal
PIXEL correction filename used: /disk1/scia/DATA-DIR/CORR/latest/dead_bad.pix
WL correction filename used: /disk1/scia/DATA-DIR/CORR/latest/wl.data
STRAYLIGHT correction filename used: /disk1/scia/DATA-DIR/CORR/latest/stray.da
Coefficients in files /disk1/scia/DATA-DIR/SLIT-FUNCTION_EXT/1/scia_12081998_0
Processing time: Wed Aug 12 13:39:02 1998
Output file name:
/disk1/scia/DATA-DIR/SLIT-FUNCTION_EXT/1/scia_12081998_091724537.egse_ltf.sp1.

Version: 0.1
Input files:

/disk1/scia/DATA-DIR/SLIT-FUNCTION_EXT/1/scia_12081998_091724537.egse_ltf.du1.
and

/disk1/scia/DATA-DIR/SLIT-FUNCTION_EXT/1/scia_12081998_091724537.egse_ltf.ss1.
Action:
Spectral calibration
PPG correction filename used: /disk1/scia/DATA-DIR/CORR/latest/ppg.cal
ETALON correction filename used: /disk1/scia/DATA-DIR/CORR/latest/etalon.cal
PIXEL correction filename used: /disk1/scia/DATA-DIR/CORR/latest/dead_bad.pix
WL correction filename used: /disk1/scia/DATA-DIR/CORR/latest/wl.data
STRAYLIGHT correction filename used: /disk1/scia/DATA-DIR/CORR/latest/stray.da
Coefficients in files /disk1/scia/DATA-DIR/SLIT-FUNCTION_EXT/1/scia_12081998_0
Processing time: Wed Aug 12 13:50:54 1998
Output file name:
/disk1/scia/DATA-DIR/SLIT-FUNCTION_EXT/1/scia_12081998_091724537.egse_ltf.ss1.

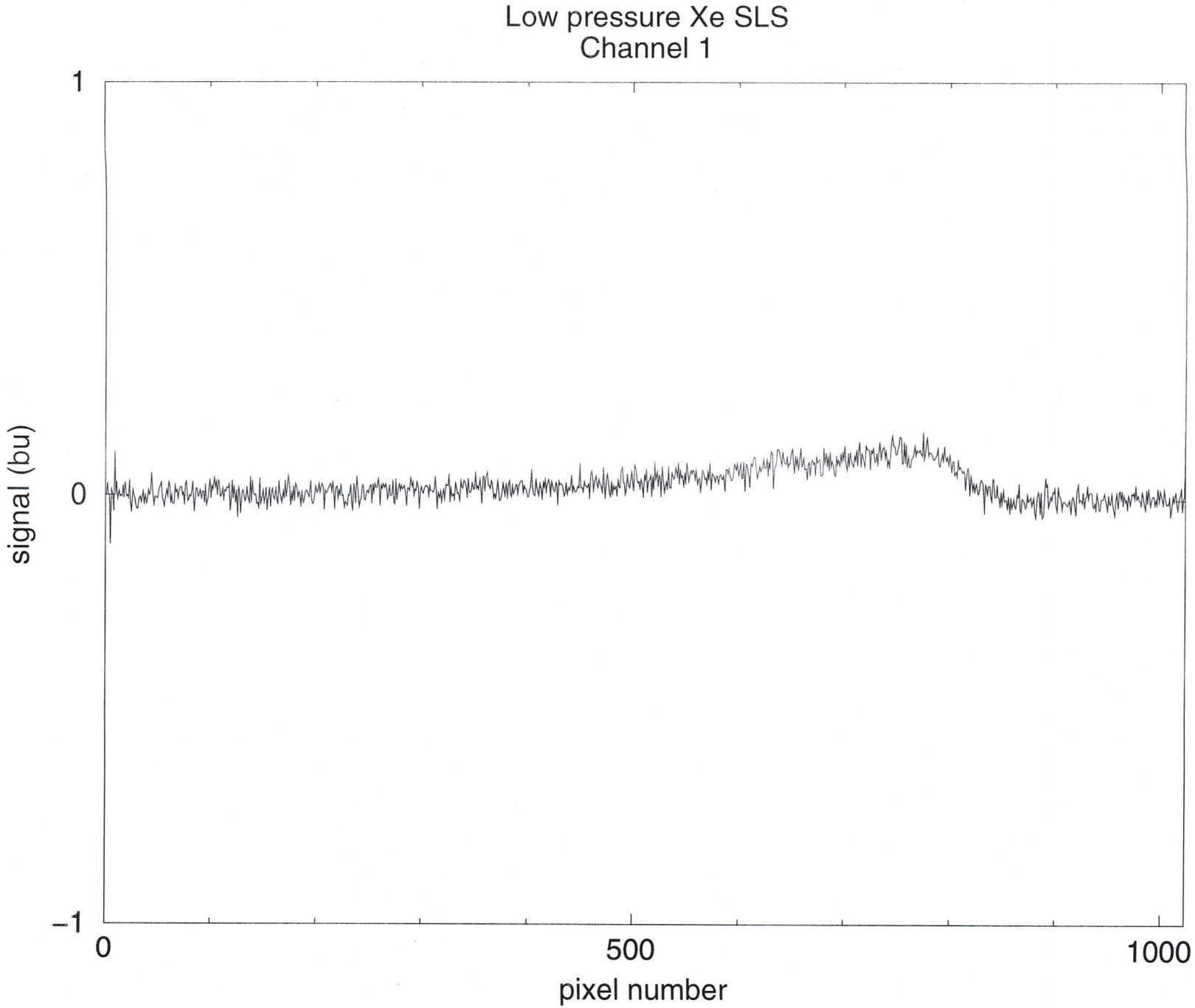
Low pressure Xe SLS
Channel 1
1
0
−1
signal (bu)
0
500
1000
pixel number

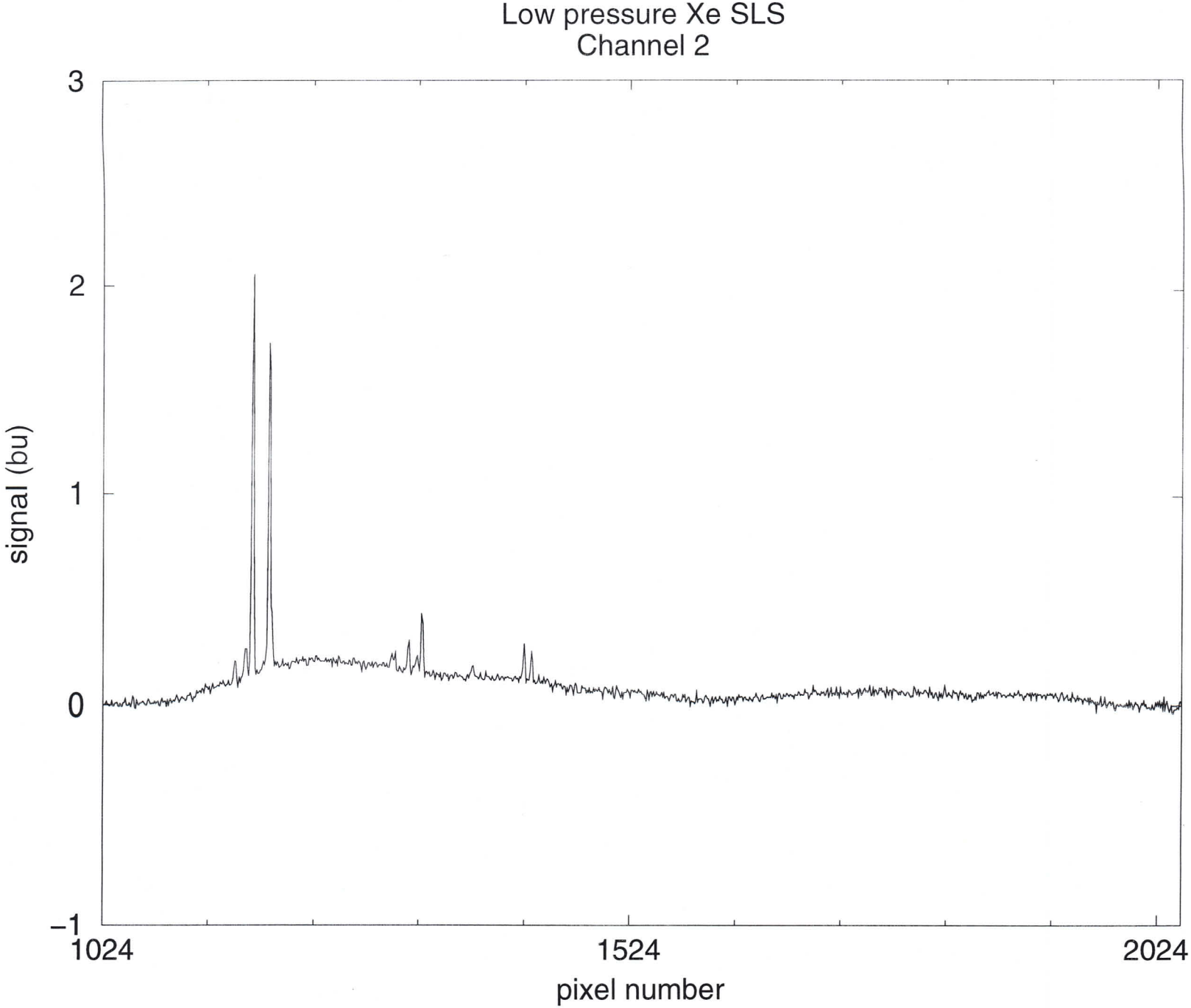
Low pressure Xe SLS
Channel 2
3
2
1
0
−1
signal (bu)
1024
1524
2024
pixel number

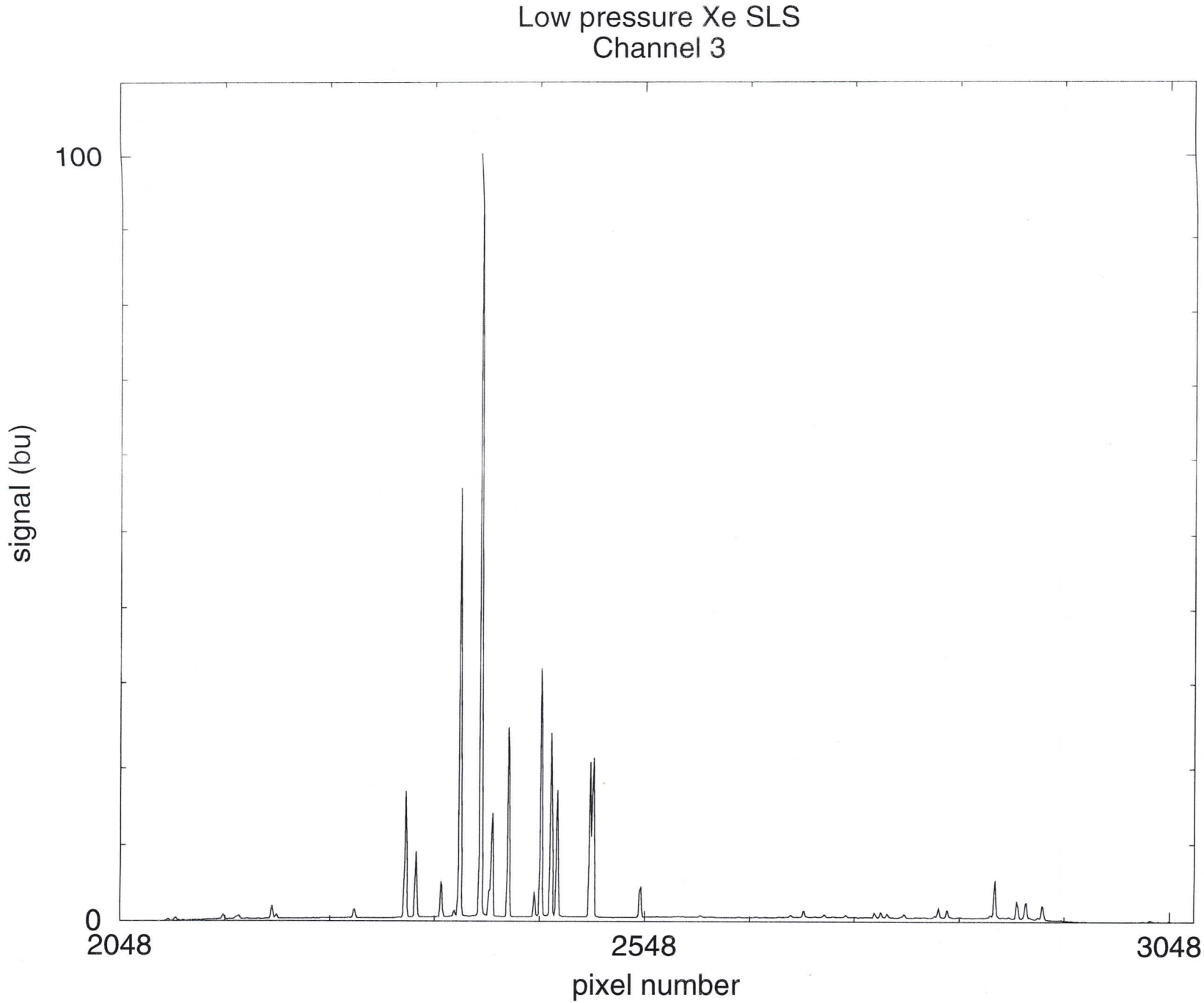
Low pressure Xe SLS
Channel 3
100
0
signal (bu)
2048
2548
3048
pixel number

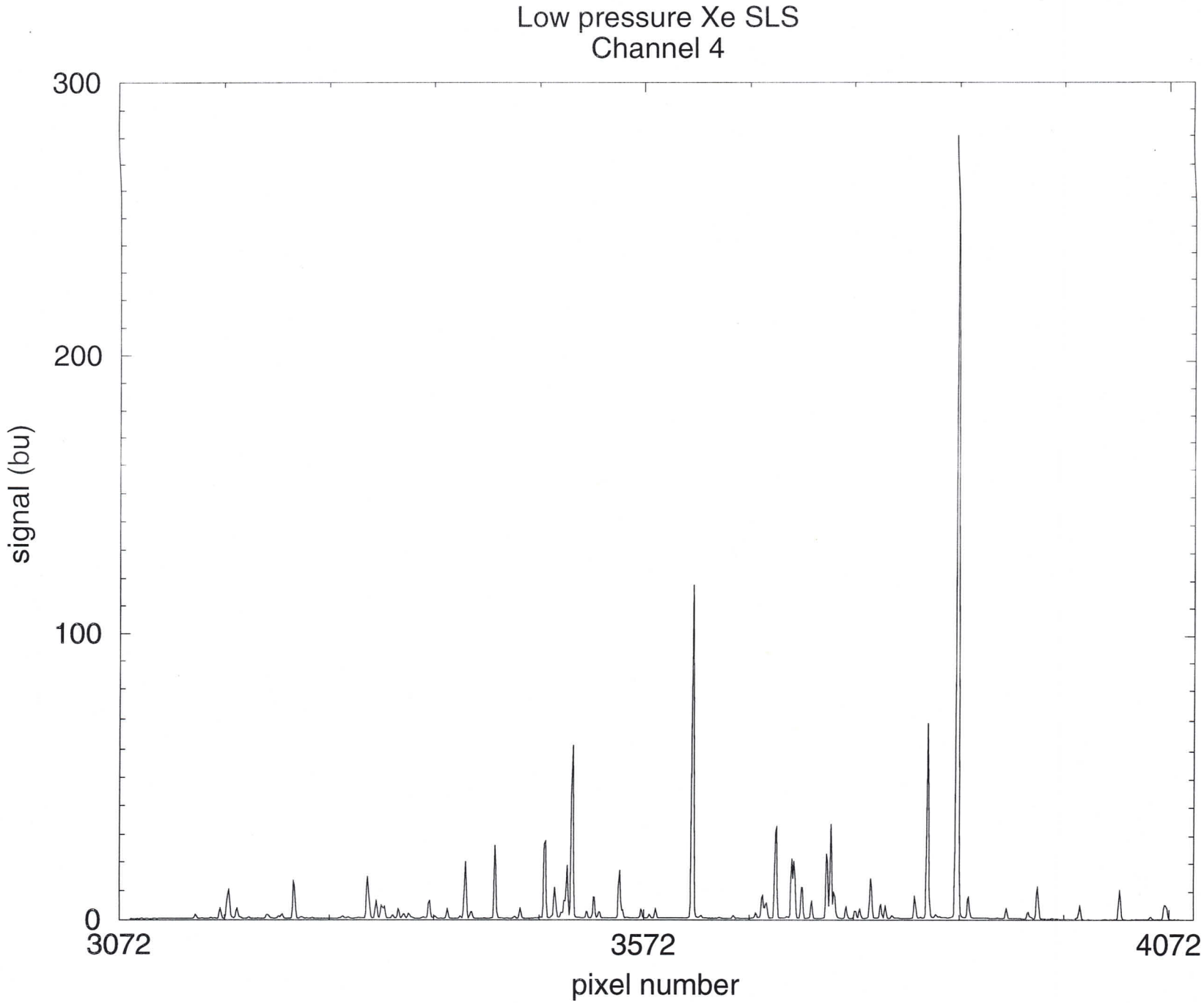
Low pressure Xe SLS
Channel 4
300
200
100
0
signal (bu)
3072
3572
4072
pixel number

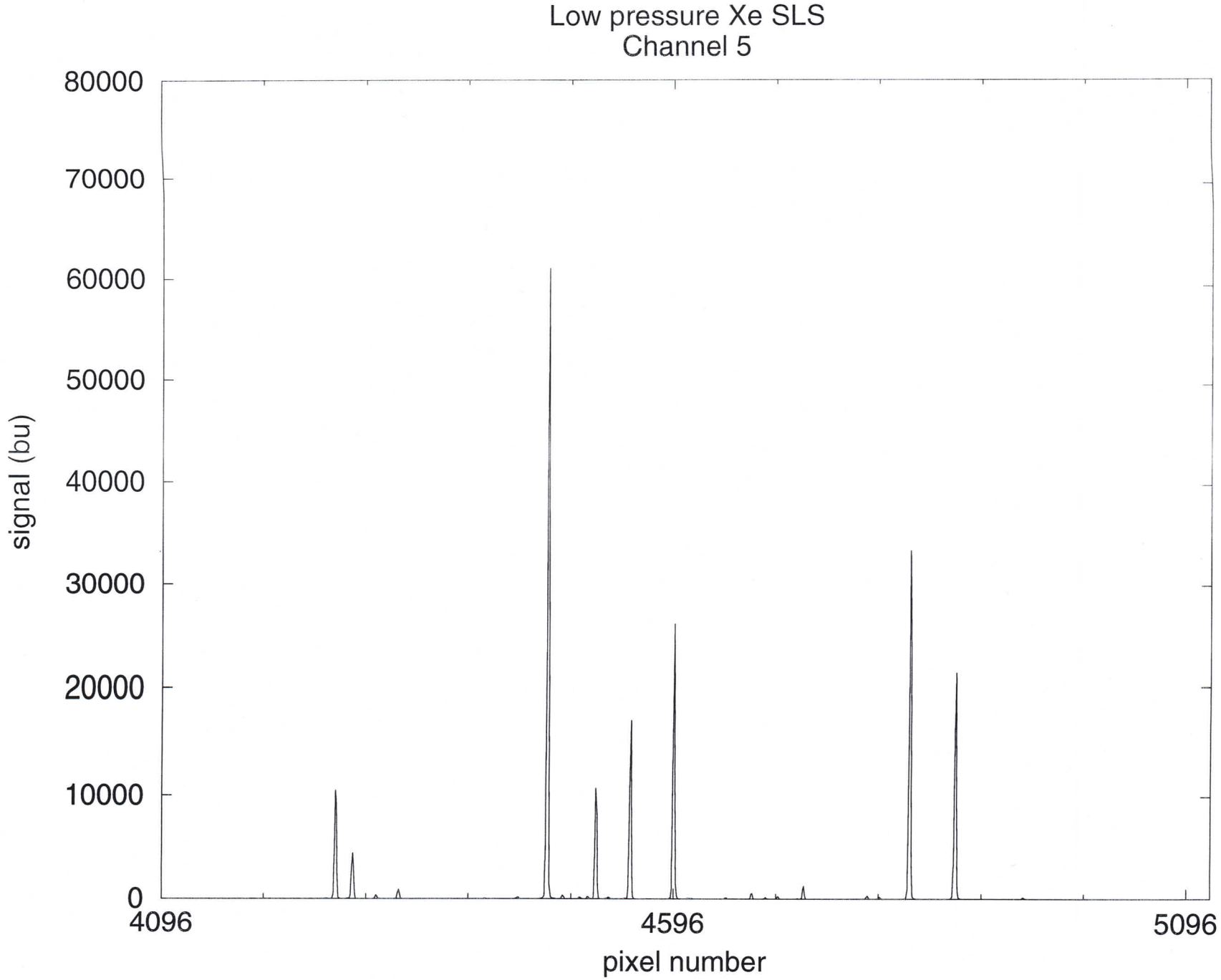
Low pressure Xe SLS
Channel 5
80000
70000
60000
50000
40000
30000
20000
10000
0
signal (bu)
4096
4596
5096
pixel number

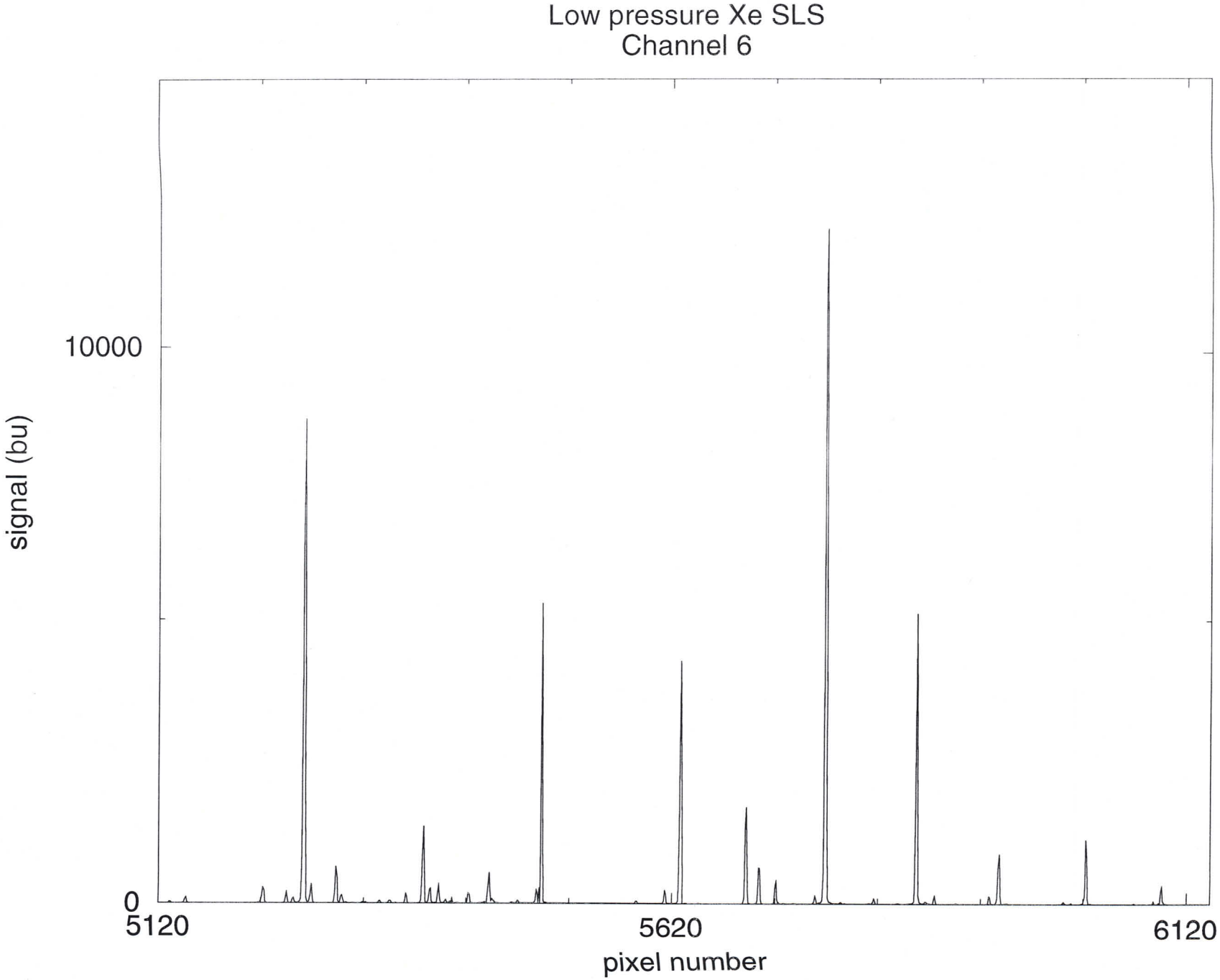
Low pressure Xe SLS
Channel 6
10000
0
signal (bu)
5120
5620
6120
pixel number

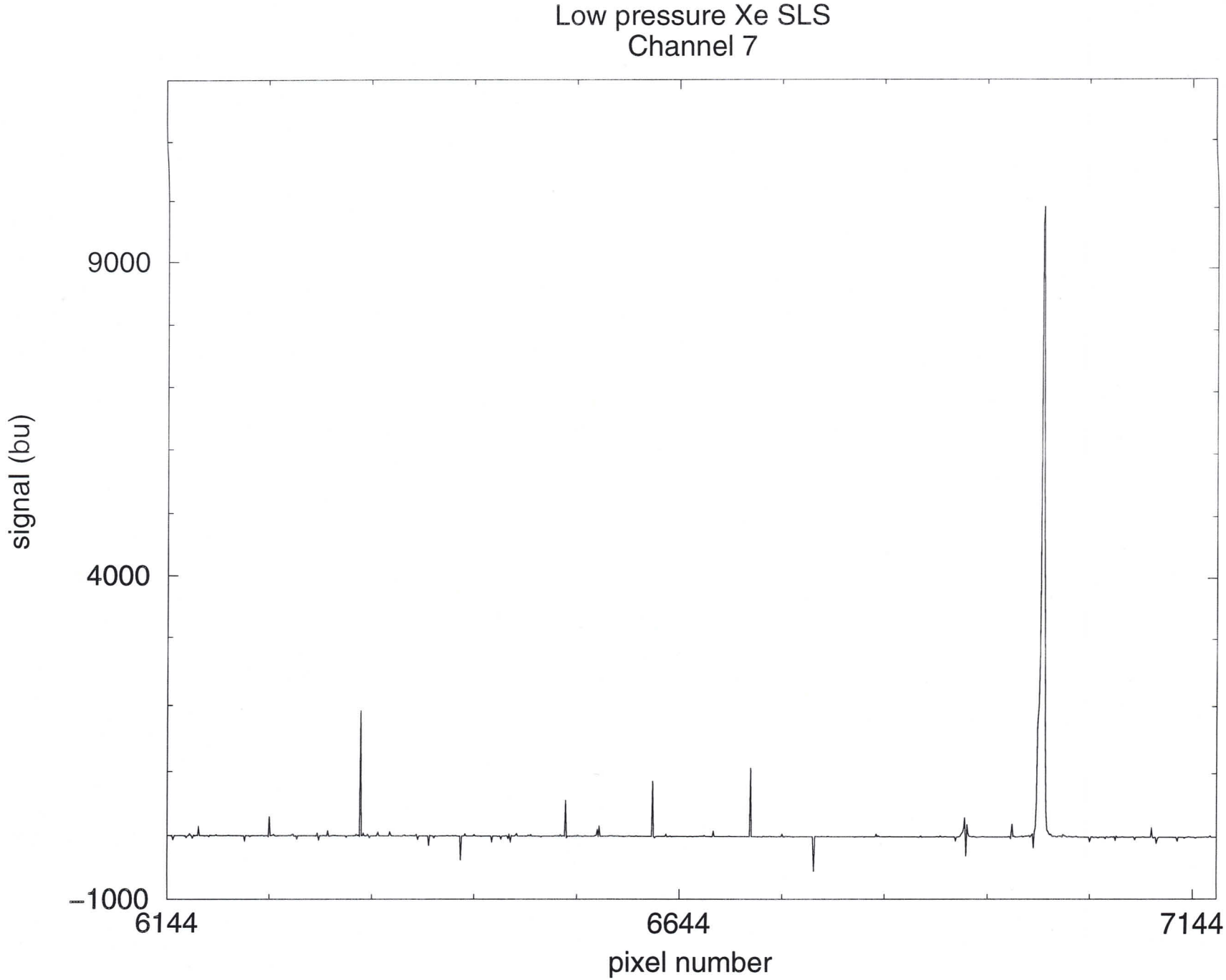
Low pressure Xe SLS
Channel 7
9000
4000
−1000
signal (bu)
6144
6644
7144
pixel number

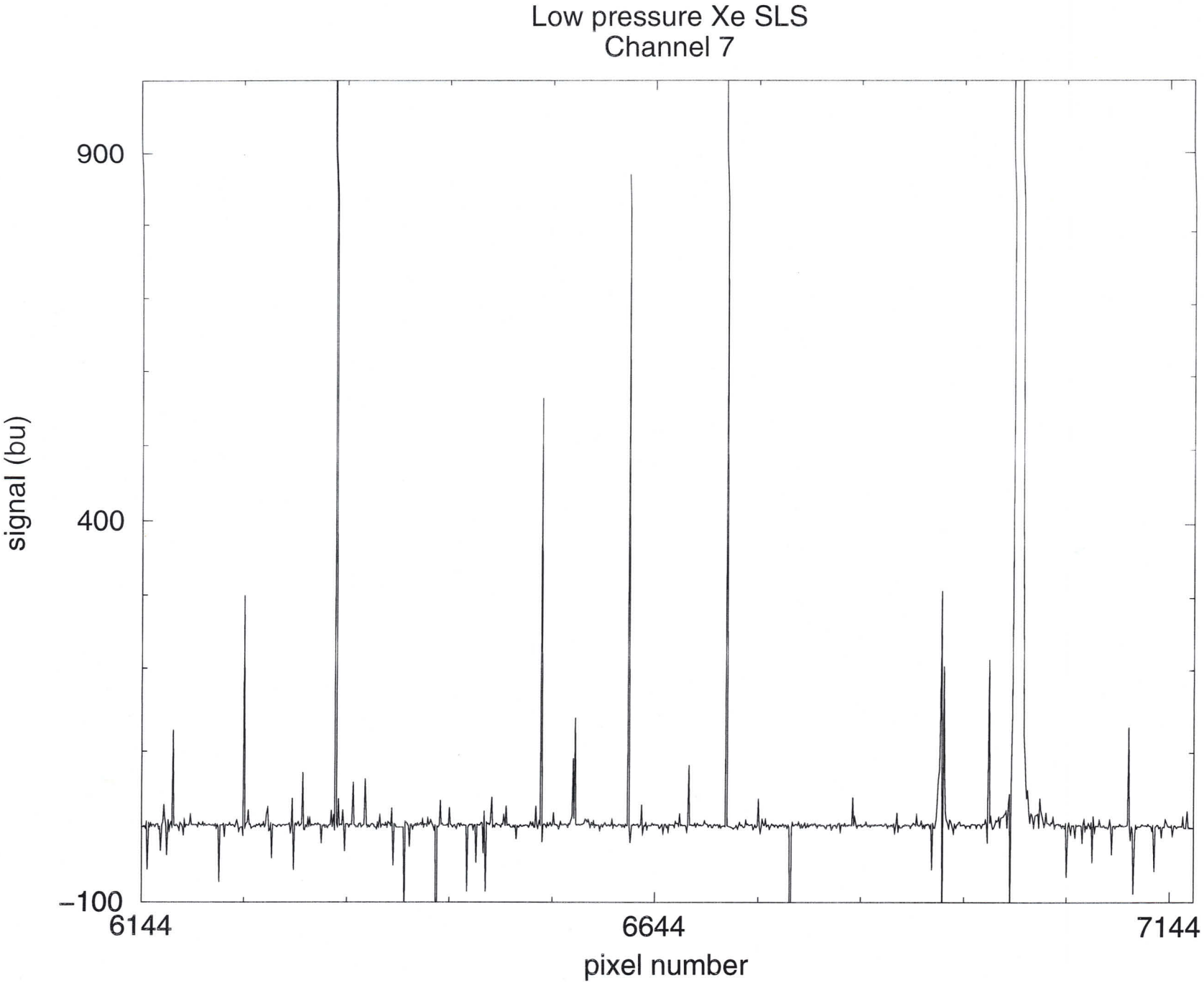
Low pressure Xe SLS
Channel 7
900
400
−100
signal (bu)
6144
6644
7144
pixel number

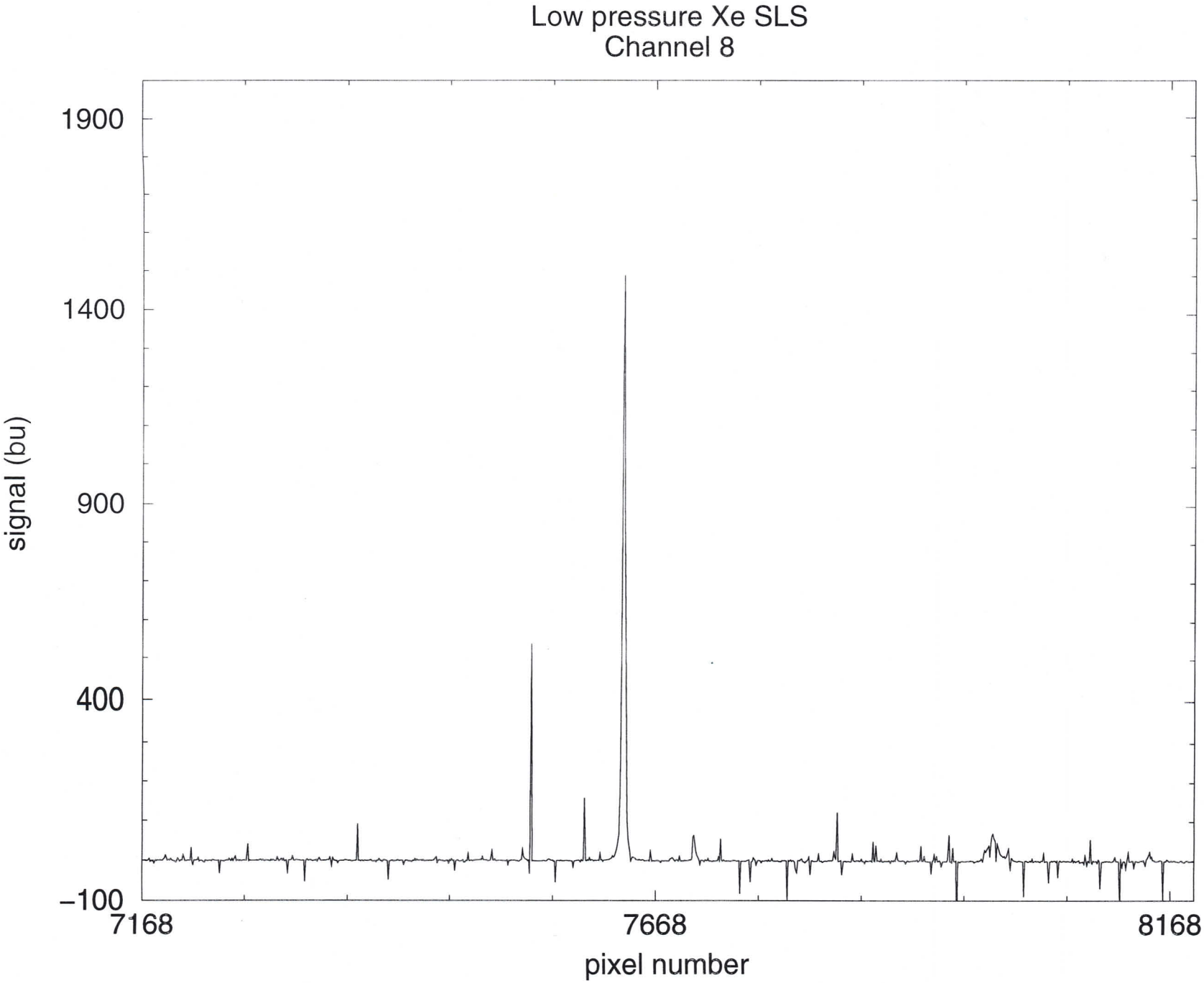
Low pressure Xe SLS
Channel 8
1900
1400
900
400
−100
signal (bu)
7168
7668
8168
pixel number

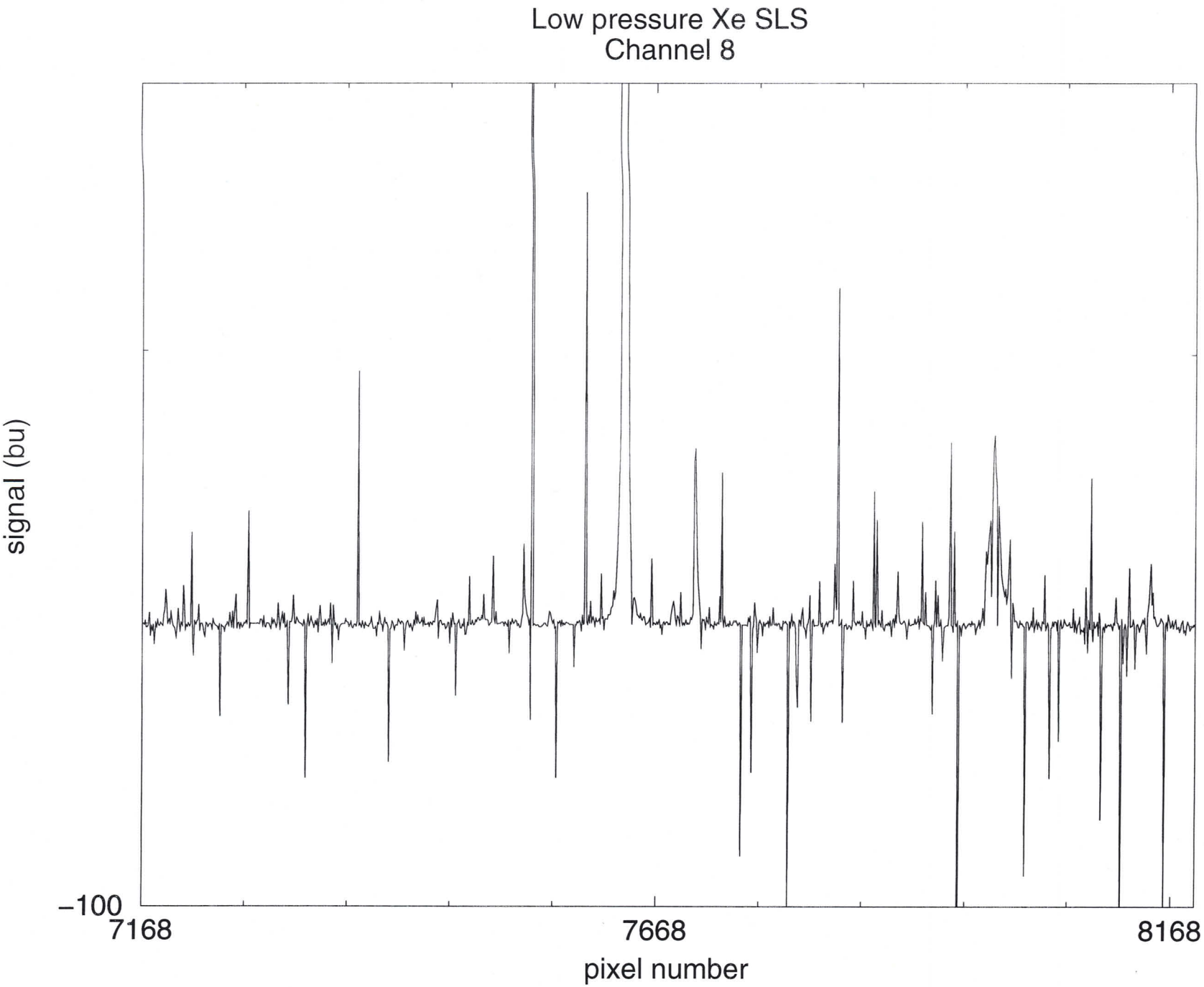
Low pressure Xe SLS
Channel 8
signal (bu)
−100
7168
7668
8168
pixel number

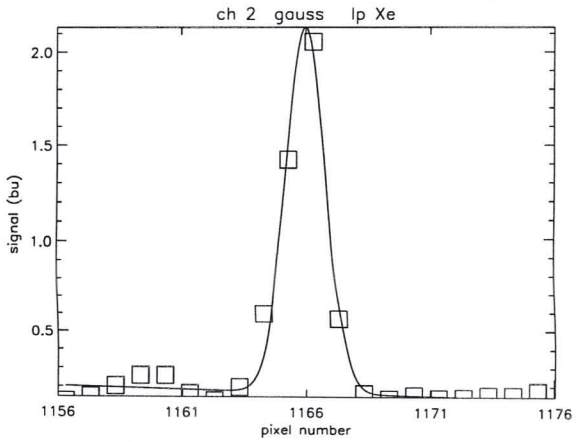
ch 2 gauss lp Xe
signal (bu)
2.0
1.5
1.0
0.5
1156
1161
1166
1171
1176
pixel number

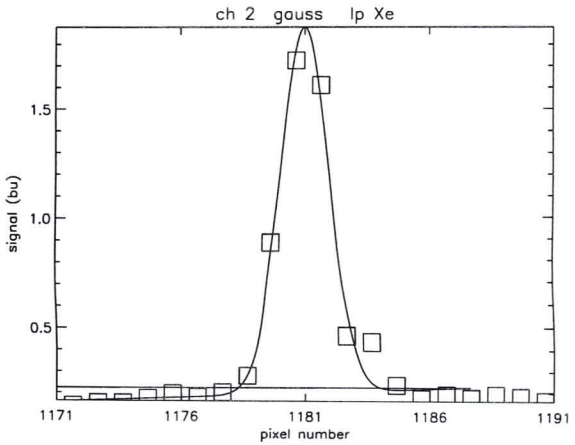
ch 2 gauss lp Xe
signal (bu)
1.5
1.0
0.5
1171
1176
1181
1186
1191
pixel number

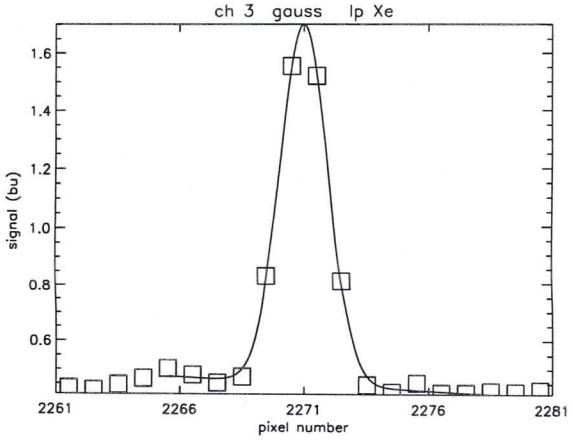
ch 3 gauss lp Xe
signal (bu)
pixel number

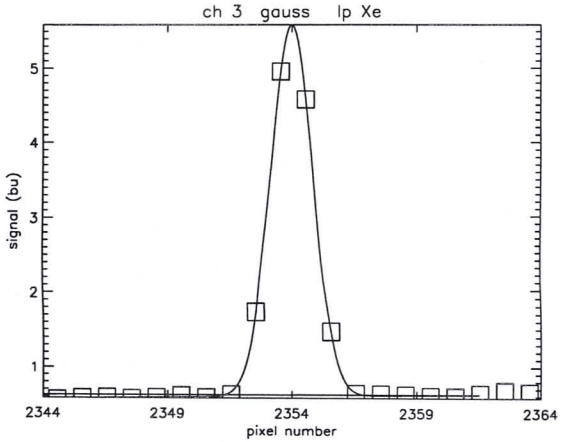
ch 3 gauss lp Xe
signal (bu)
pixel number

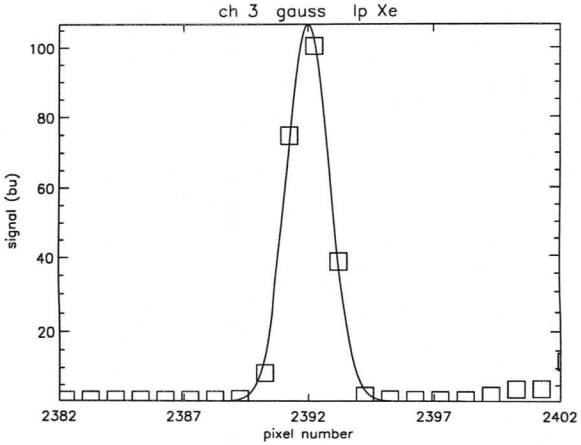
ch 3 gauss lp Xe
signal (bu)
pixel number

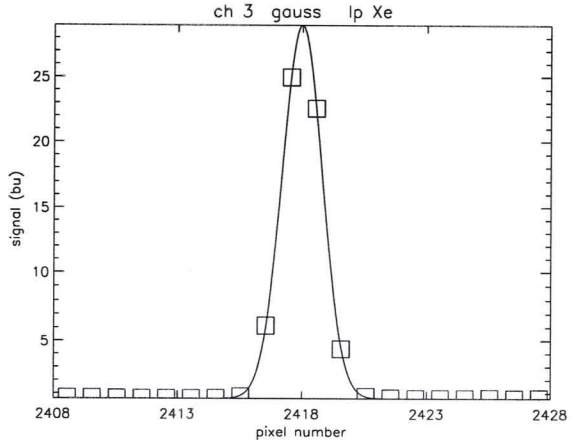
ch 3 gauss lp Xe
signal (bu)
pixel number

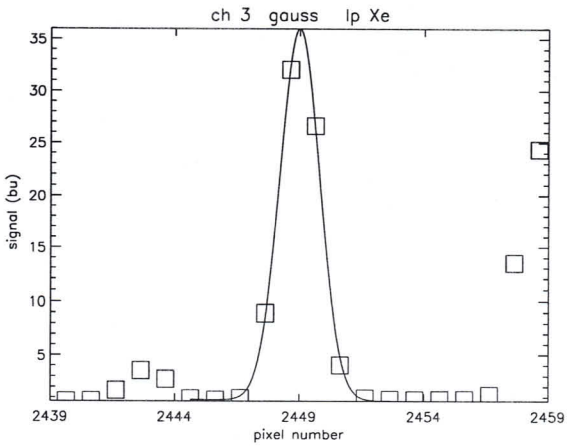
ch 3 gauss lp Xe
signal (bu)
pixel number

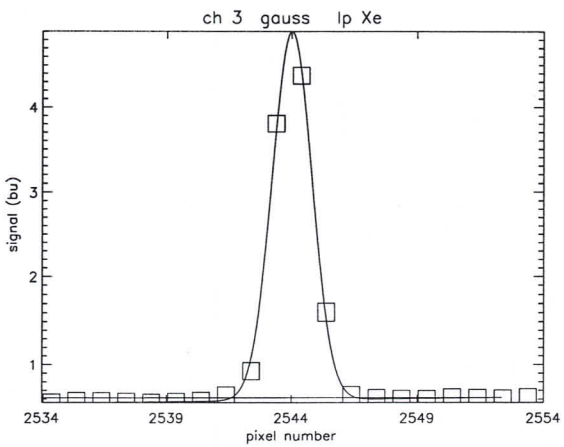
ch 3 gauss lp Xe
signal (bu)
pixel number

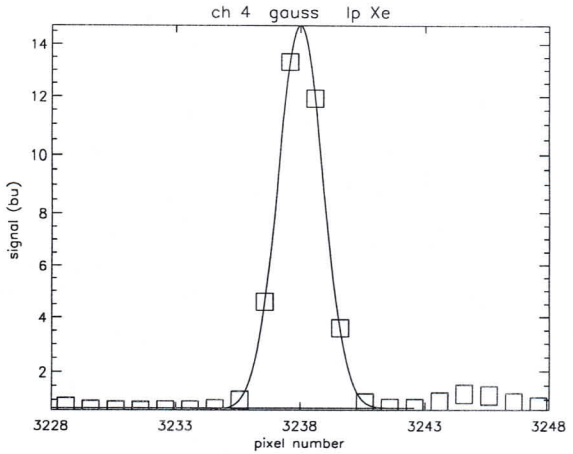
ch 4 gauss lp Xe
signal (bu)
pixel number

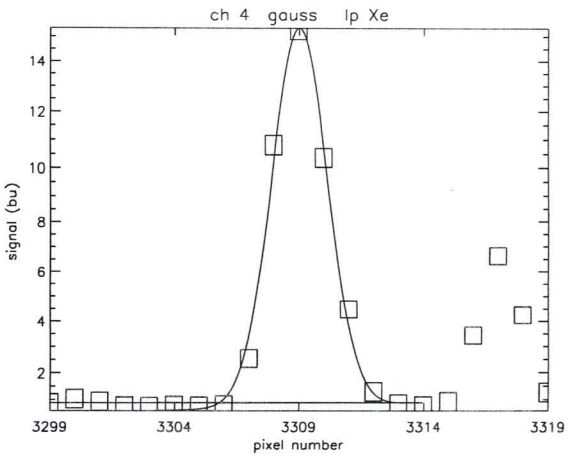
ch 4 gauss lp Xe
signal (bu)
pixel number

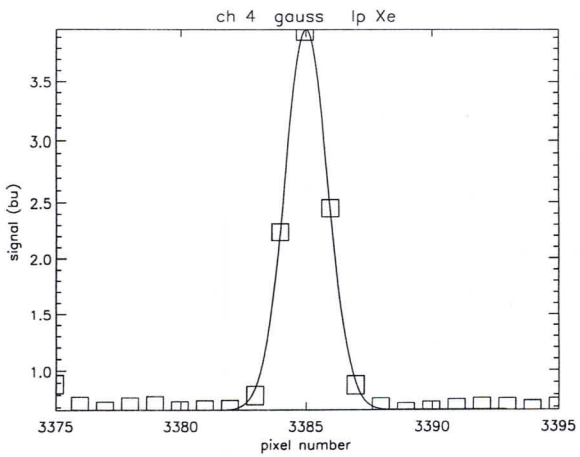
ch 4 gauss lp Xe
signal (bu)
pixel number

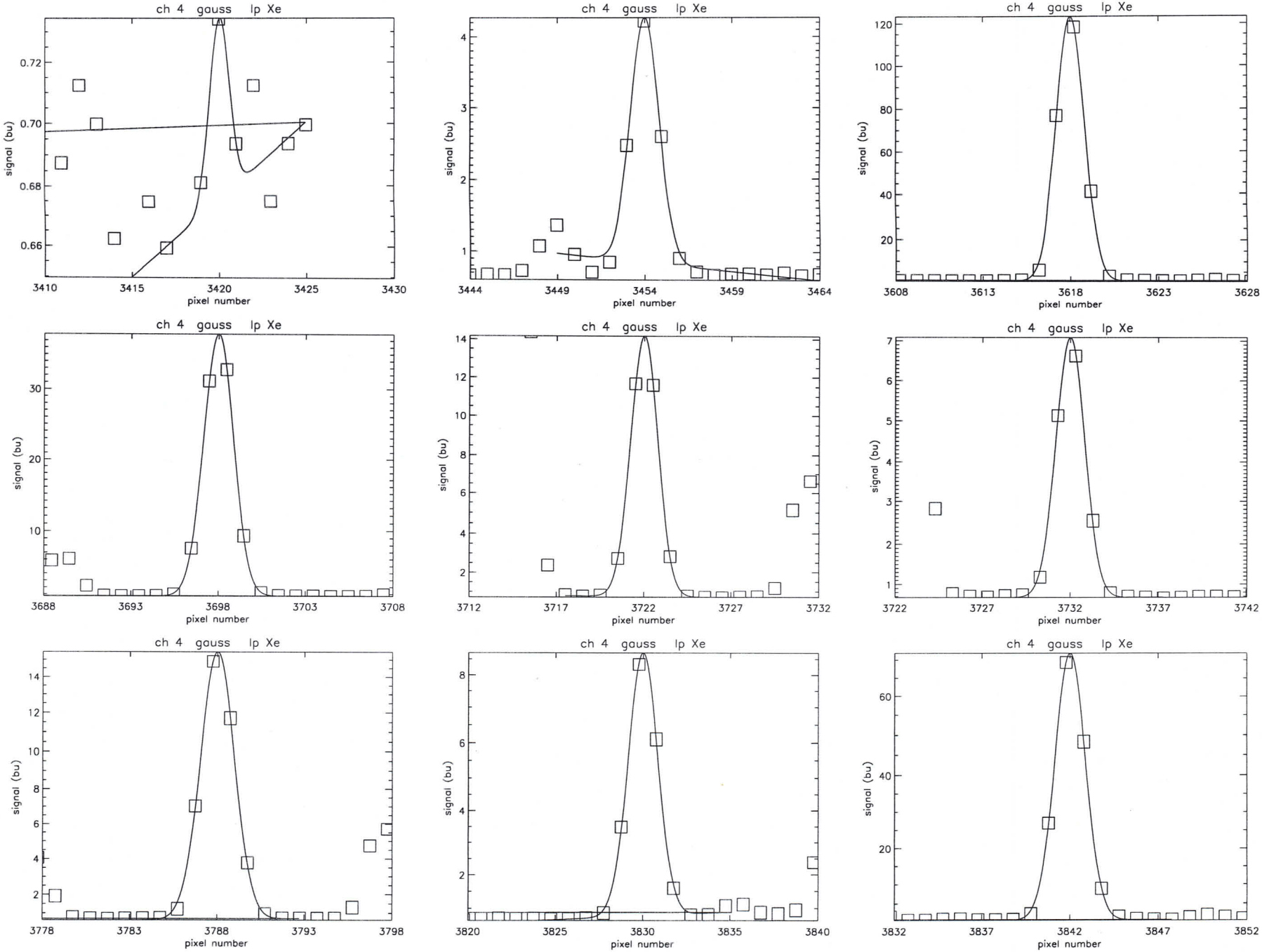
ch 4 gauss lp Xe
signal (bu)
pixel number
0.72
0.70
0.68
0.66
3410
3415
3420
3425
3430
ch 4 gauss lp Xe
signal (bu)
pixel number
4
3
2
1
3444
3449
3454
3459
3464
ch 4 gauss lp Xe
signal (bu)
pixel number
120
100
80
60
40
20
3608
3613
3618
3623
3628
ch 4 gauss lp Xe
signal (bu)
pixel number
30
20
10
3688
3693
3698
3703
3708
ch 4 gauss lp Xe
signal (bu)
pixel number
14
12
10
8
6
4
2
3712
3717
3722
3727
3732
ch 4 gauss lp Xe
signal (bu)
pixel number
7
6
5
4
3
2
1
3722
3727
3732
3737
3742
ch 4 gauss lp Xe
signal (bu)
pixel number
14
12
10
8
6
4
2
3778
3783
3788
3793
3798
ch 4 gauss lp Xe
signal (bu)
pixel number
8
6
4
2
3820
3825
3830
3835
3840
ch 4 gauss lp Xe
signal (bu)
pixel number
60
40
20
3832
3837
3842
3847
3852

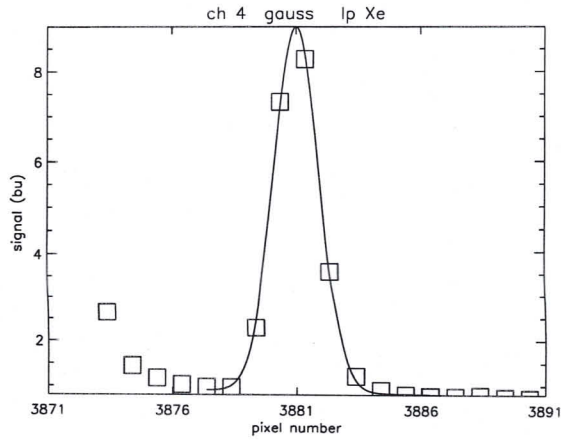
ch 4 gauss lp Xe
signal (bu)
pixel number
3871
3876
3881
3886
3891

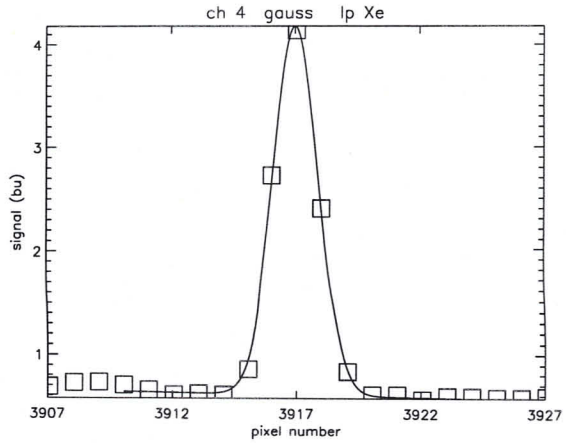
ch 4 gauss lp Xe
signal (bu)
pixel number
3907
3912
3917
3922
3927

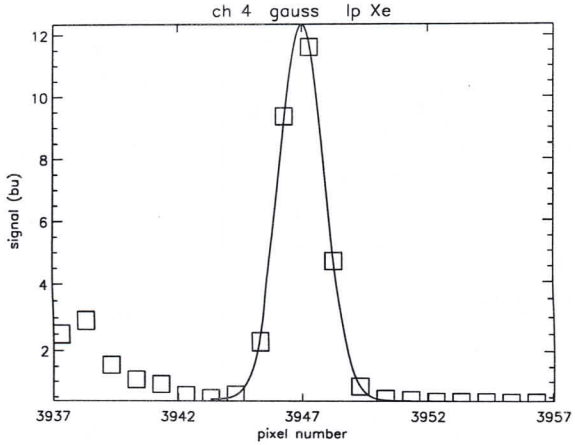
ch 4 gauss lp Xe
signal (bu)
pixel number
3937
3942
3947
3952
3957

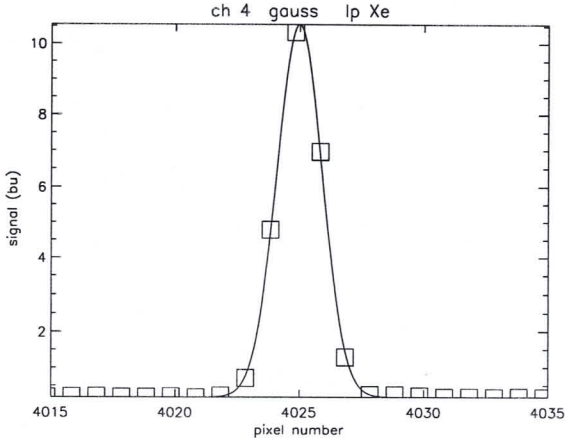
ch 4 gauss lp Xe
signal (bu)
pixel number
4015
4020
4025
4030
4035

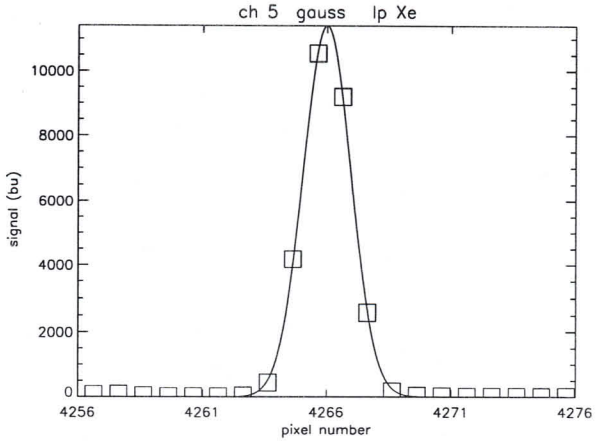
ch 5 gauss lp Xe
signal (bu)
pixel number
4256
4261
4266
4271
4276

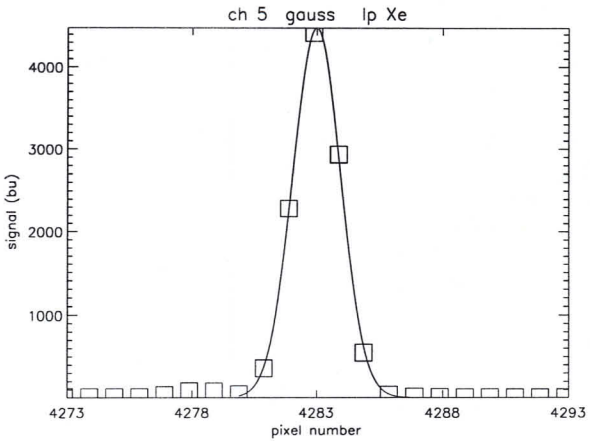
ch 5 gauss lp Xe
signal (bu)
pixel number
4273
4278
4283
4288
4293

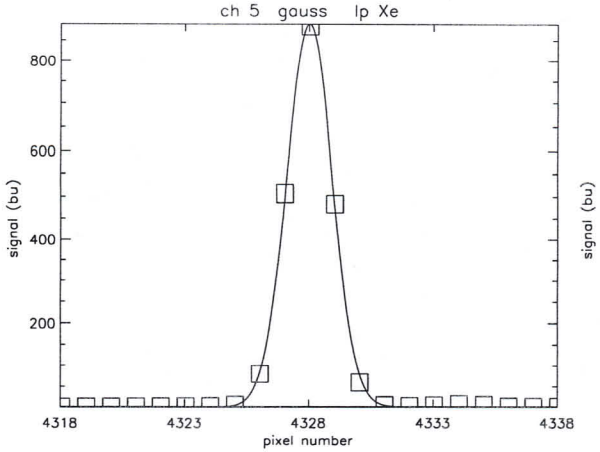
ch 5 gauss lp Xe
signal (bu)
pixel number
4318
4323
4328
4333
4338

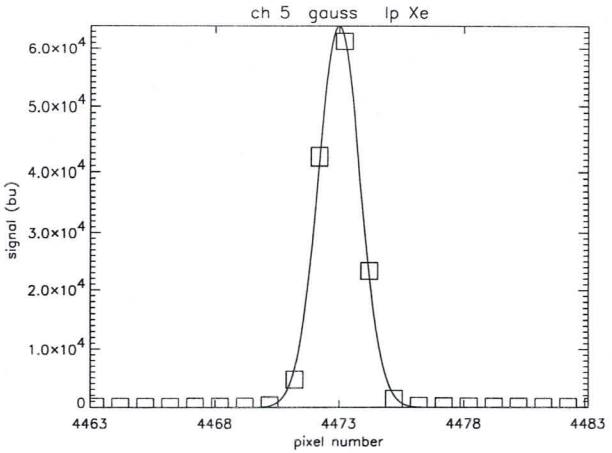
ch 5 gauss lp Xe
signal (bu)
pixel number
4463
4468
4473
4478
4483

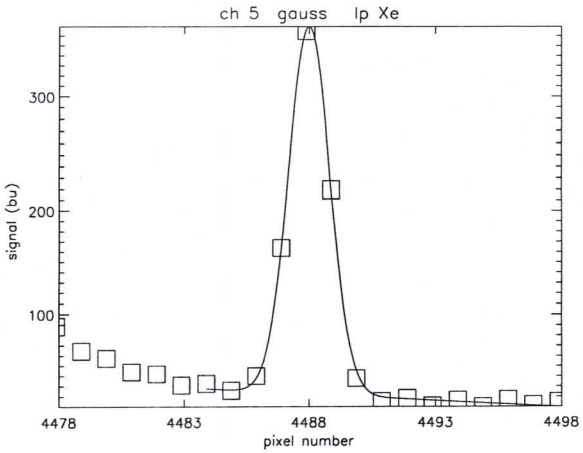
ch 5 gauss lp Xe
signal (bu)
pixel number
4478
4483
4488
4493
4498

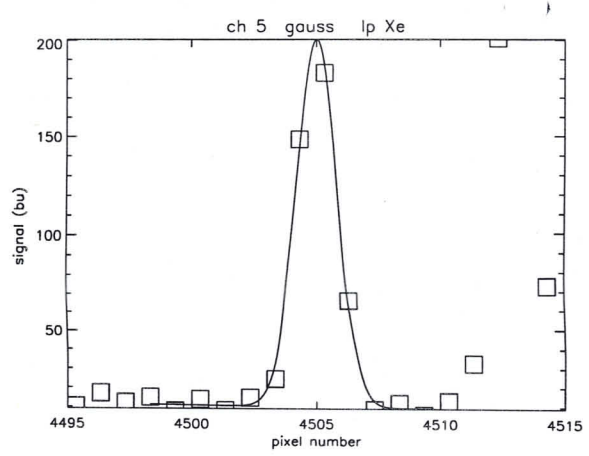
ch 5 gauss lp Xe
signal (bu)
pixel number

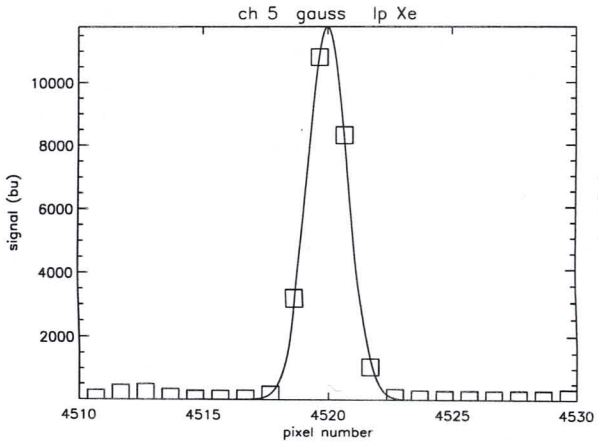
ch 5 gauss lp Xe
signal (bu)
pixel number

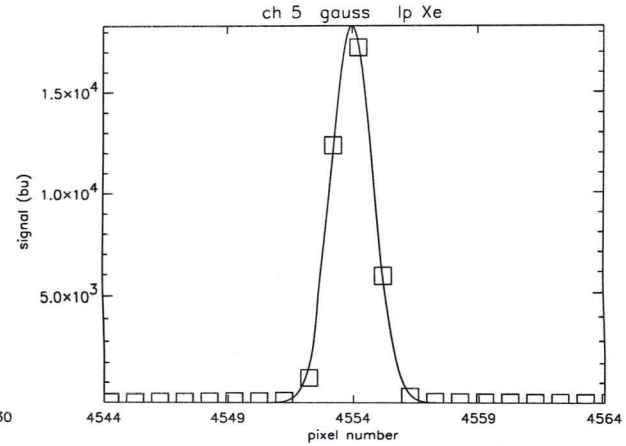
ch 5 gauss lp Xe
signal (bu)
pixel number

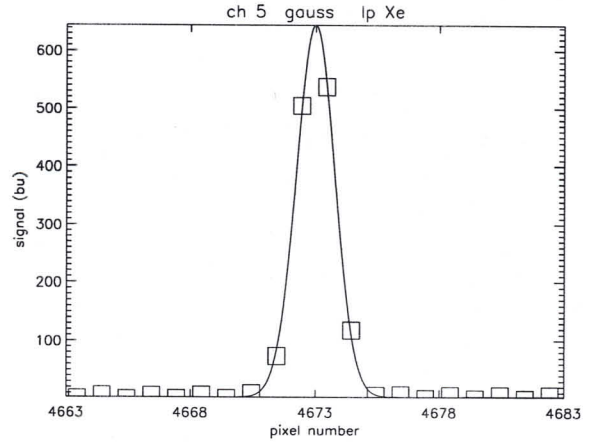
ch 5 gauss lp Xe
signal (bu)
pixel number

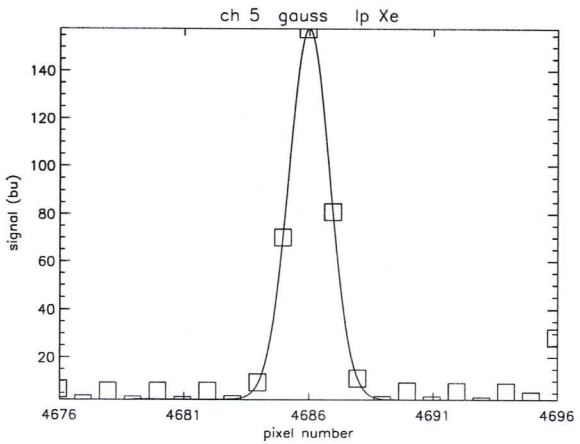
ch 5 gauss lp Xe
signal (bu)
pixel number

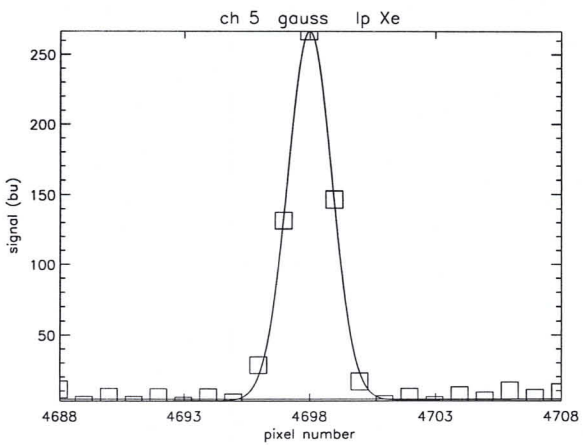
ch 5 gauss lp Xe
signal (bu)
pixel number

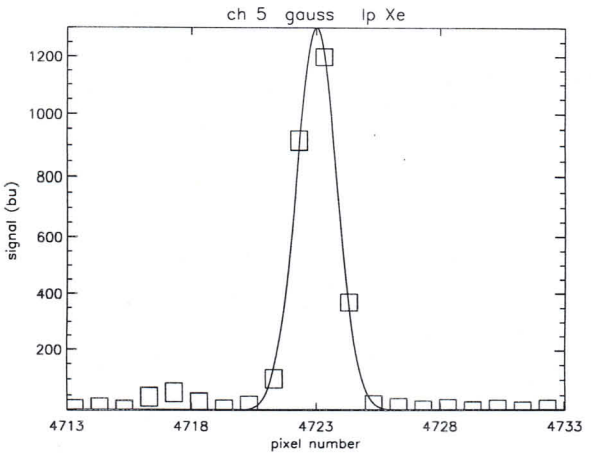
ch 5 gauss lp Xe
signal (bu)
pixel number

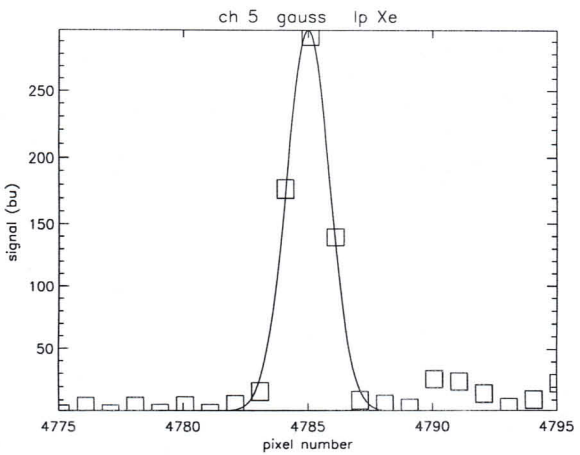
ch 5 gauss lp Xe
signal (bu)
pixel number

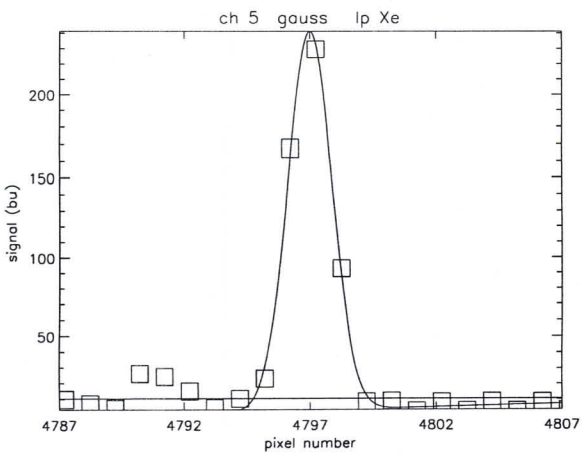
ch 5 gauss lp Xe
signal (bu)
pixel number

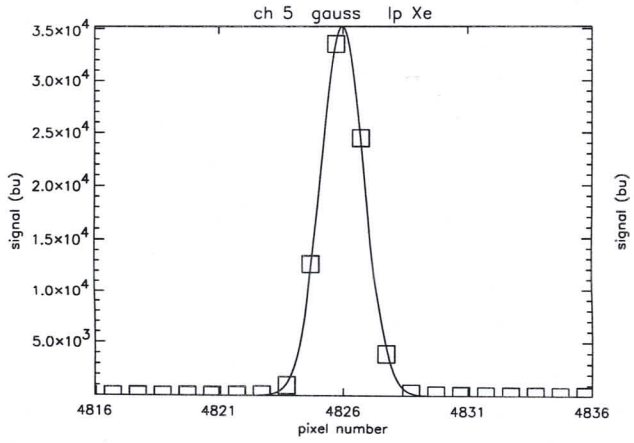
ch 5 gauss lp Xe
signal (bu)
pixel number

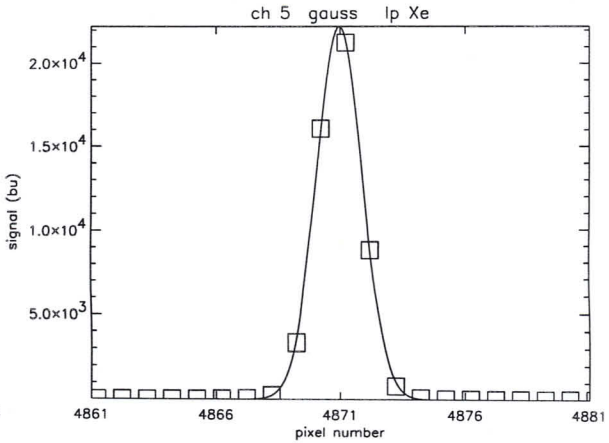
ch 5 gauss lp Xe
signal (bu)
pixel number

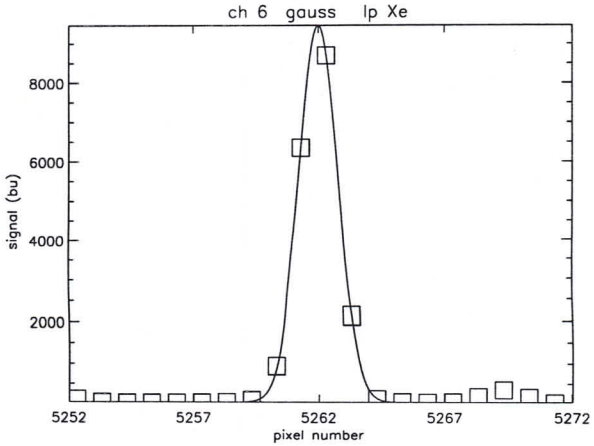
ch 6 gauss lp Xe
signal (bu)
pixel number

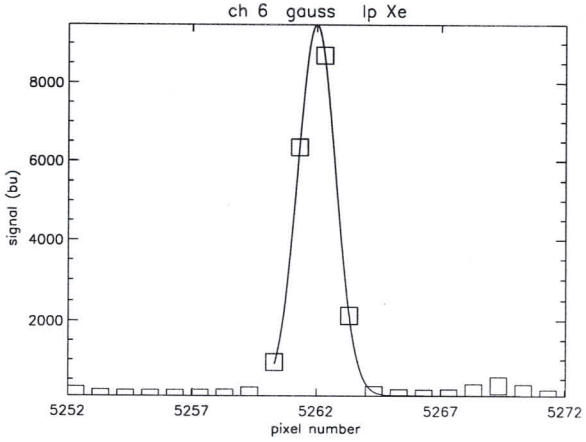
ch 6 gauss lp Xe
signal (bu)
pixel number

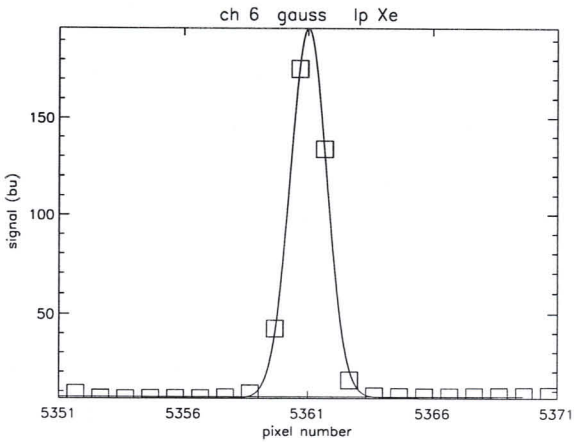
ch 6 gauss lp Xe
signal (bu)
pixel number

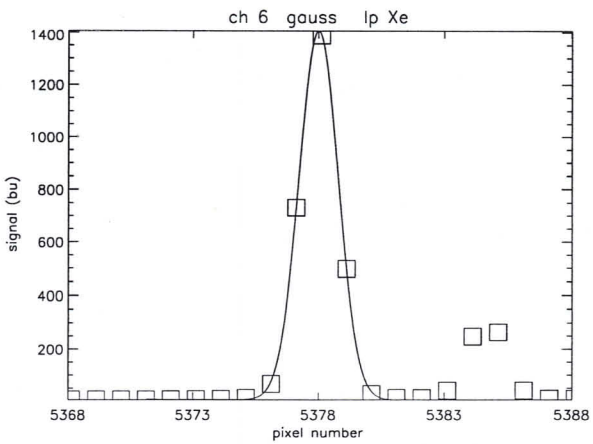
ch 6 gauss lp Xe
signal (bu)
pixel number

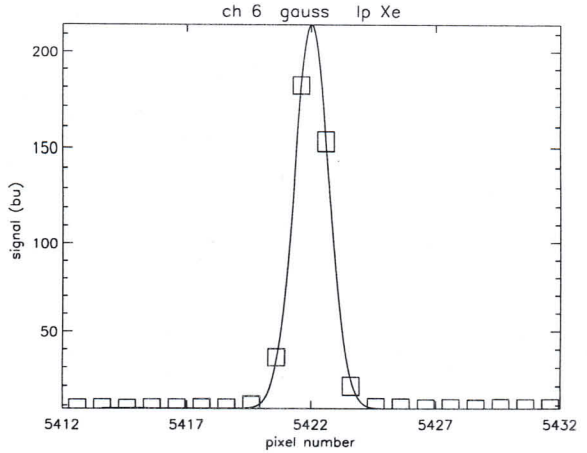
ch 6 gauss lp Xe
signal (bu)
pixel number

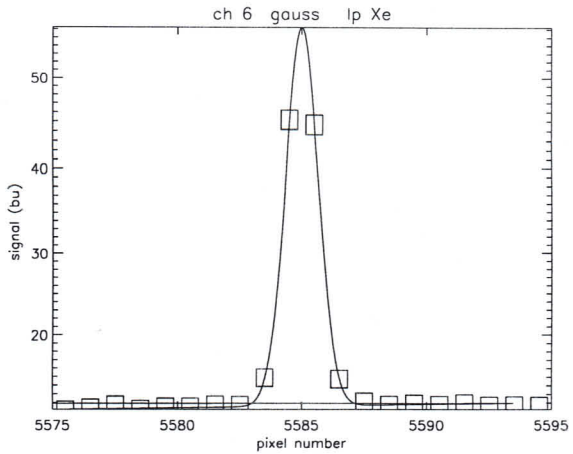
ch 6 gauss lp Xe
signal (bu)
pixel number

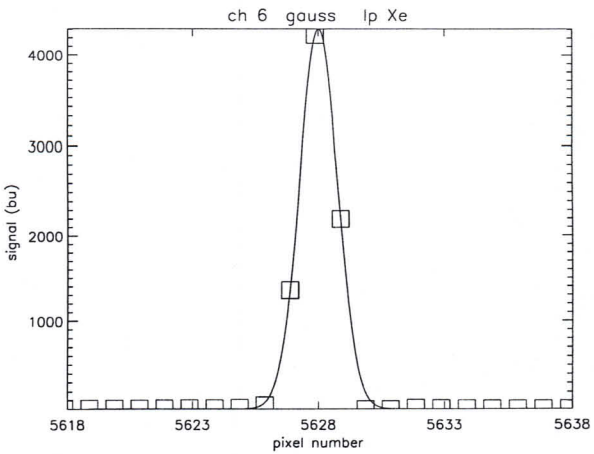
ch 6 gauss lp Xe
signal (bu)
pixel number

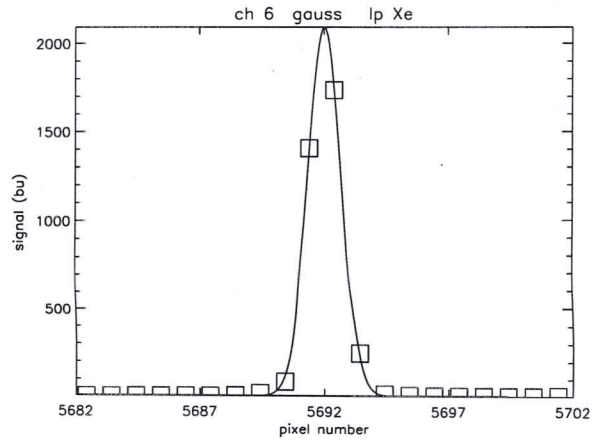
ch 6 gauss lp Xe
signal (bu)
pixel number

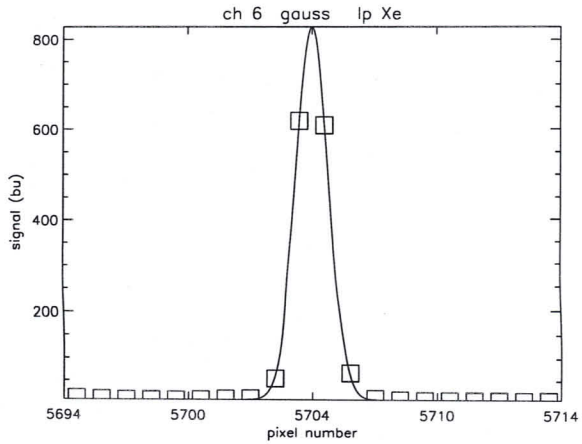
ch 6 gauss lp Xe
signal (bu)
pixel number

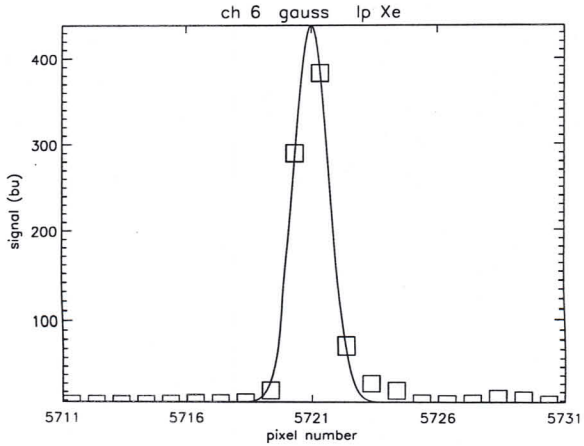
ch 6 gauss lp Xe
signal (bu)
pixel number

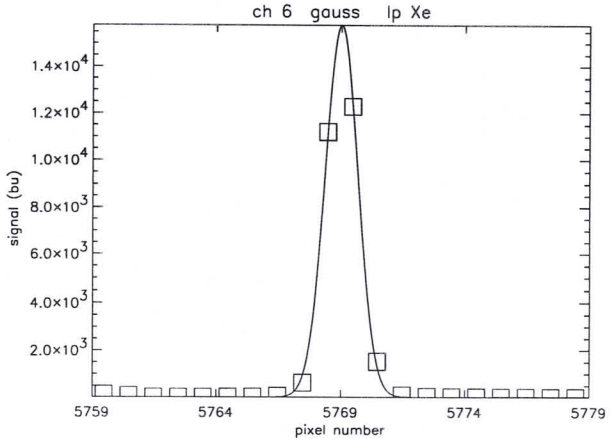
ch 6 gauss lp Xe
signal (bu)
pixel number

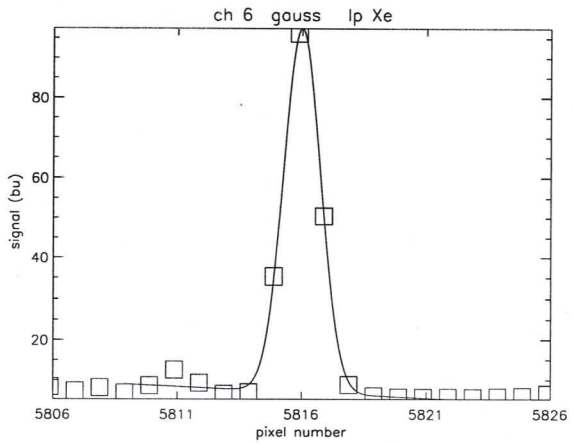
ch 6 gauss lp Xe
signal (bu)
pixel number

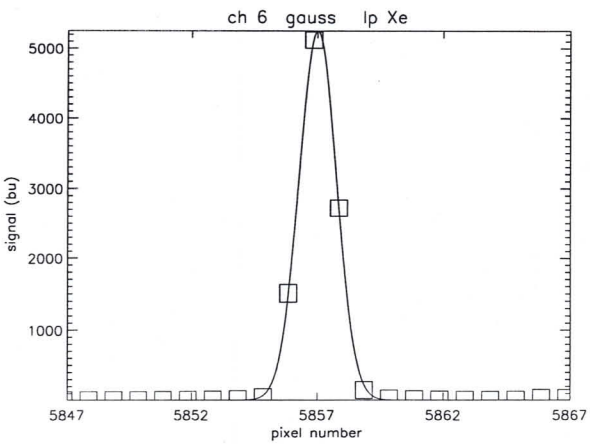
ch 6 gauss lp Xe
signal (bu)
pixel number

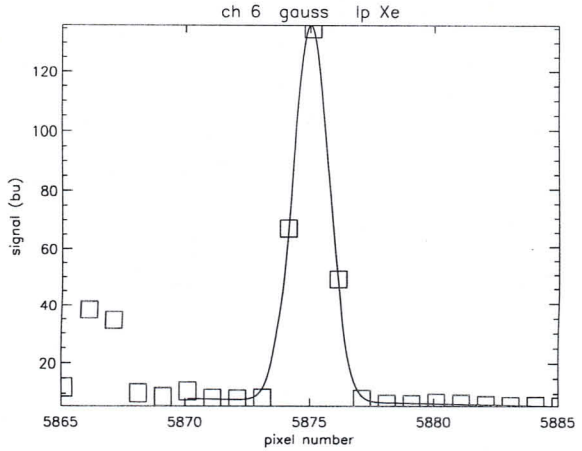
ch 6 gauss lp Xe
signal (bu)
pixel number

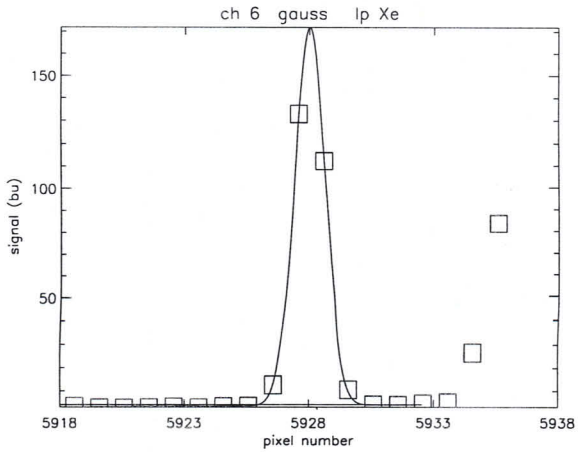
ch 6 gauss lp Xe
signal (bu)
pixel number

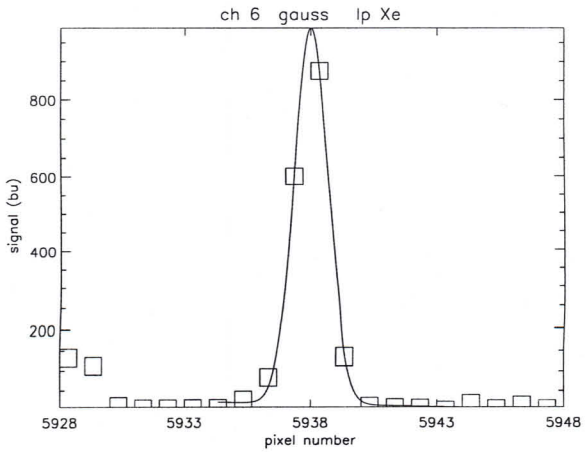
ch 6 gauss lp Xe
signal (bu)
pixel number

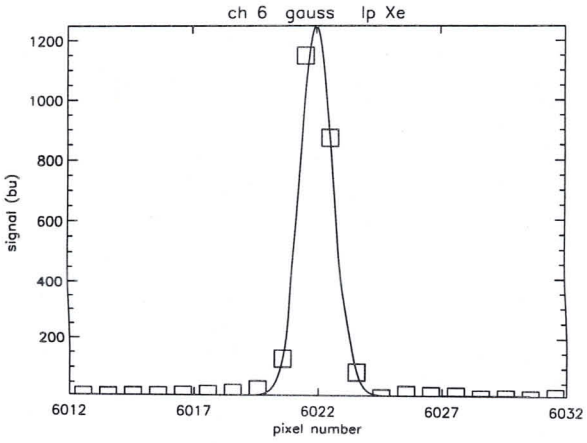
ch 6 gauss lp Xe
signal (bu)
pixel number
1200
1000
800
600
400
200
6012
6017
6022
6027
6032

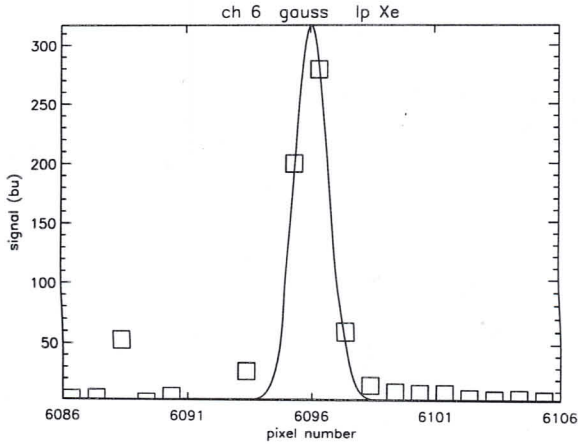
ch 6 gauss lp Xe
signal (bu)
pixel number
300
250
200
150
100
50
6086
6091
6096
6101
6106

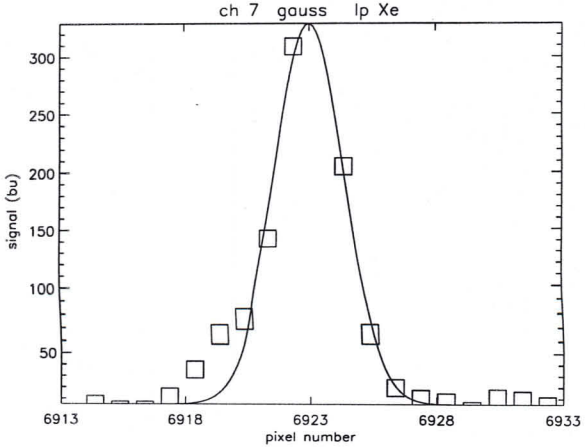
ch 7 gauss lp Xe
signal (bu)
pixel number
300
250
200
150
100
50
6913
6918
6923
6928
6933

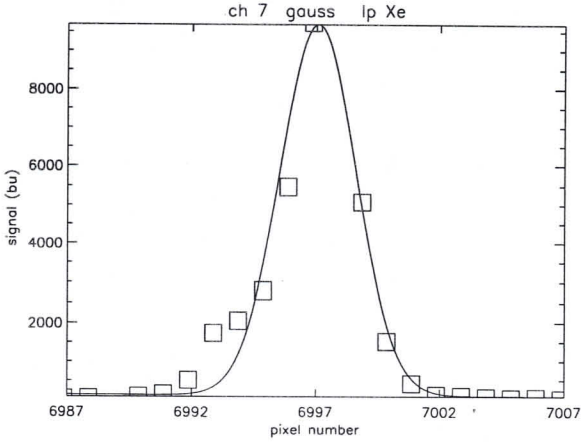
ch 7 gauss lp Xe
signal (bu)
pixel number
8000
6000
4000
2000
6987
6992
6997
7002
7007

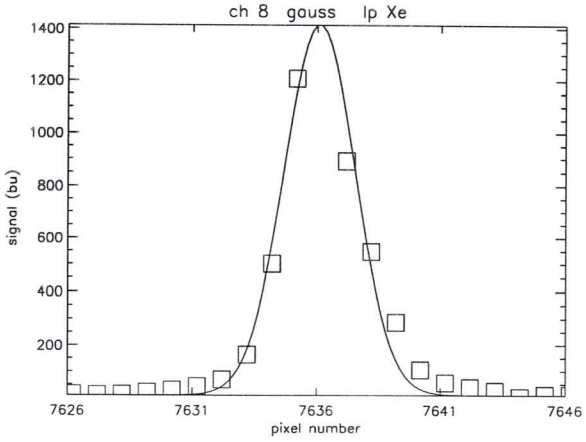
ch 8 gauss lp Xe
signal (bu)
pixel number
1400
1200
1000
800
600
400
200
7626
7631
7636
7641
7646

lp Xe Gauss

channel number : 2
2 lines used

λ	px	px	px	height	FWHM		
316.1200	138.00	140	141.6847	1.9667	1.8614	0.6828	-0.00
317.9500	154.00	156	157.3366	1.6806	2.2825	-0.4317	0.00

channel number : 3
6 lines used

438.6700	225.00	223	223.4859	1.2524	2.2418	1.5201	-0.00
458.4030	308.00	306	306.4367	4.9904	1.9645	-0.3184	0.00
467.2530	345.00	344	343.7515	106.3453	1.9993	-2.0928	0.00
473.5472	372.00	370	370.4322	28.3805	1.8527	0.8276	-0.00
480.8359	403.00	401	401.3682	35.2705	1.8516	7.3609	-0.01
502.9678	497.00	496	495.6247	4.3159	1.8466	-1.2198	0.00

channel number : 4
16 lines used

631.9803	167.00	166	166.4131	14.0480	2.0905	-0.6583	0.00
647.1484	238.00	237	237.0281	14.5836	2.6089	-5.8863	0.02
663.6500	314.00	313	313.0478	3.2938	1.9951	0.5461	0
671.2500	350.00	348	348.0405	0.0591	1.3344	-1.0917	0.00
677.5500	380.00	382	382.0408	3.4195	1.9288	10.3718	-0.02
712.1559	547.00	546	545.7965	122.5310	1.8765	-15.4440	0.02
728.6344	627.00	626	625.5433	37.2251	1.9908	-1.1760	0.00
734.1319	652.00	650	650.5002	13.4295	1.8170	6.9740	-0.00
735.9800	661.00	660	659.7086	6.4110	1.9041	0.3922	0.00
747.8200	718.00	716	716.2678	14.7828	2.2747	-5.2739	0.00
756.3600	759.00	758	758.2377	7.9133	1.9764	-15.7206	0.02
758.6765	771.00	770	770.2243	71.0486	2.0205	-11.6029	0.01
767.0300	810.00	809	808.6419	8.1218	2.1362	9.3339	-0.01
774.6000	846.00	845	844.9402	3.5734	2.1105	4.5622	-0.00
780.4794	876.00	875	874.6982	11.9276	2.1216	5.1119	-0.00
796.9528	954.00	953	953.1567	10.3810	2.1208	0.2418	-0.00

channel number : 5
16 lines used

823.3895	172.00	170	170.3646	11417.8499	2.2460	-172.2608	1.01
828.2389	189.00	187	187.1106	4477.1442	2.2325	-6.7534	5
841.1498	234.00	232	231.9763	887.8436	2.1408	-17.7678	0.08
882.1829	379.00	377	376.7854	64057.6428	1.9824	-1793.1244	4.66
886.4751	395.00	392	392.1147	346.7604	1.9426	505.0761	-1.23
891.1173	411.00	409	408.6821	190.2770	1.9190	84.1925	-0.18
895.4705	427.00	424	424.3173	11775.6199	1.8856	381.3714	-0.87
904.7930	461.00	458	457.7452	18303.8258	1.9235	-150.6921	0.34
937.7330	579.00	577	576.5493	642.0739	1.8003	-7.9840	0.01
941.4300	593.00	590	590.0490	155.5579	1.9171	12.9560	-0.01
944.7500	605.00	602	602.0301	263.5653	2.0414	-42.6826	0.07
951.5987	630.00	627	626.6963	1299.2335	1.8979	-148.4447	0.24
968.7974	692.00	689	688.9107	297.5995	2.0259	36.6214	-0.05
972.0823	703.00	701	700.7674	238.2012	2.0329	-286.3176	0.41
980.2385	733.00	730	730.2501	35215.9755	2.0319	-91.9647	0.14
992.5908	777.00	775	774.7455	22222.0766	2.1447	41.1206	-0.03

channel number : 6
18 lines used

1084.1337	140.00	142	141.6805	9434.1190	1.7998	13.4306	0.12
1089.5700	147.00	143	141.6800	9391.3323	1.7789	449.6154	-2.45
1161.0700	239.00	241	241.3413	189.7211	1.7044	-5.9562	0.05
1174.5222	256.00	258	257.8846	1399.2224	1.8099	74.1849	-0.26

1208.0100	300.00	302	302.4109	206.9141	1.6243	16.4167	-0.02
1333.2500	464.00	465	465.4924	44.6296	1.5396	-6.9022	0.03
1366.0788	506.00	508	508.1347	4298.7819	1.7509	144.0200	-0.26
1414.6309	570.00	572	571.5975	2084.4745	1.5621	-107.4531	0.20
1424.4851	583.00	584	584.4959	820.4197	1.5125	23.3711	-0.02
1436.8915	599.00	601	600.6432	430.7426	1.6225	-15.5496	0.03
1473.6831	647.00	649	648.5446	15785.2851	1.5278	-351.7862	0.57
1510.3845	694.00	696	696.1191	90.5993	1.7131	209.6249	-0.29
1542.2606	735.00	737	737.1584	5249.5490	1.7170	-30.2608	0.05
1556.1380	753.00	755	754.9075	128.6247	1.7003	136.4400	-0.17
1598.3904	806.00	808	808.4376	168.2621	1.4161	-62.9421	0.08
1605.7665	816.00	818	817.6655	972.5852	1.5635	1091.6306	-1.31
1673.2718	900.00	902	902.4331	1240.6427	1.5690	-73.5866	0.09
1733.0501	973.00	975	975.6824	315.1698	1.5947	-32.1398	0.03

channel number : 7
2 lines used

2019.2700	778.00	778	778.6113	324.1484	3.2481	1.5145	0.00
2026.7772	851.00	853	853.2057	9592.6172	3.5964	2509.8165	-2.81

channel number : 8
1 lines used

2319.9659	477.00	473	467.9039	1408.8033	3.3525	41.9306	-0.07

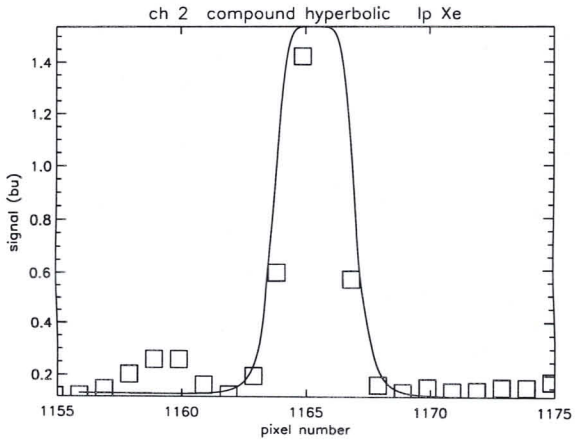
ch 2 compound hyperbolic Ip Xe
signal (bu)
1.4
1.2
1.0
0.8
0.6
0.4
0.2
1155
1160
1165
1170
1175
pixel number

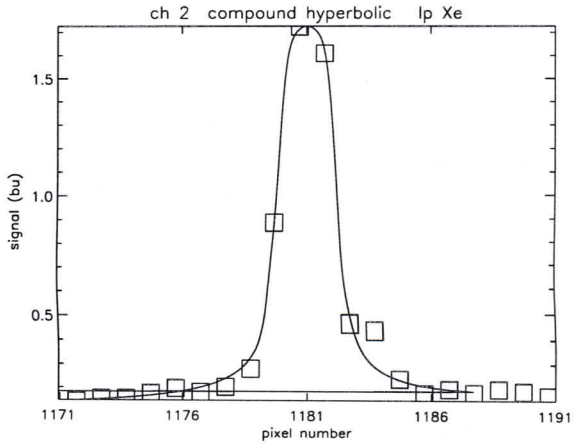
ch 2 compound hyperbolic Ip Xe
signal (bu)
1.5
1.0
0.5
1171
1176
1181
1186
1191
pixel number

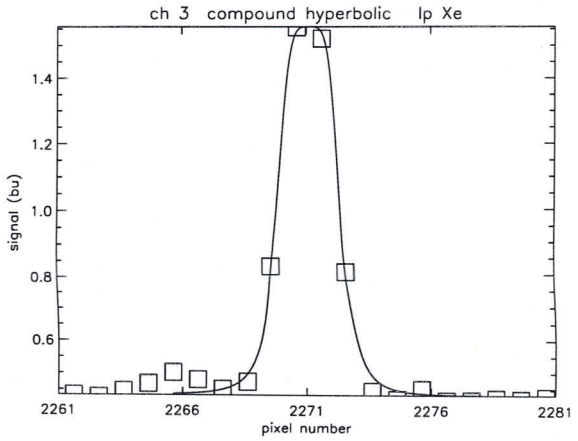
ch 3 compound hyperbolic Ip Xe
signal (bu)
pixel number

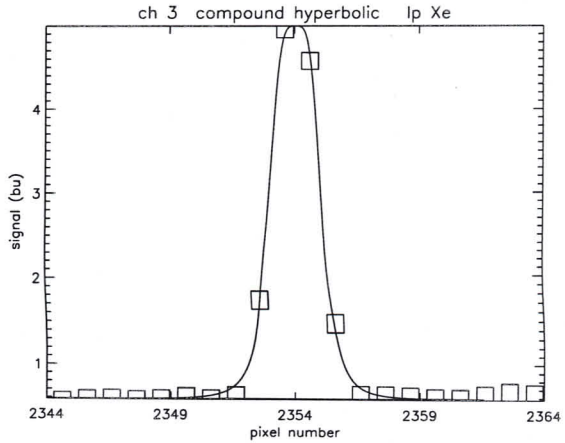
ch 3 compound hyperbolic Ip Xe
signal (bu)
pixel number

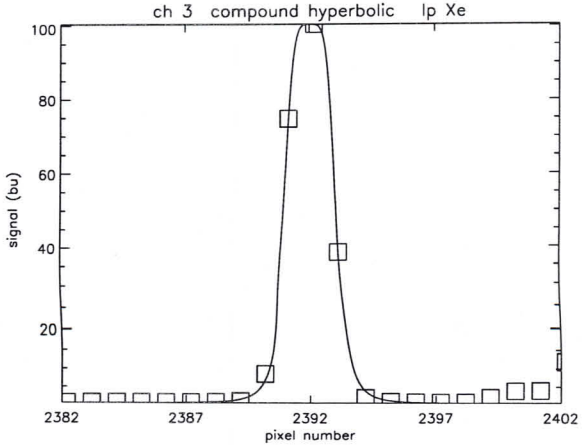
ch 3 compound hyperbolic Ip Xe
signal (bu)
pixel number

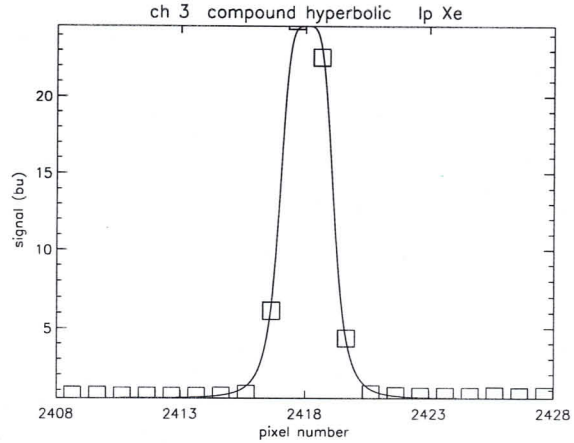
ch 3 compound hyperbolic Ip Xe
signal (bu)
pixel number

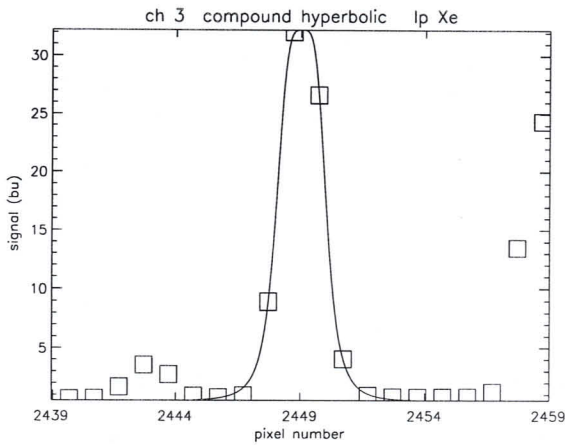
ch 3 compound hyperbolic Ip Xe
signal (bu)
pixel number

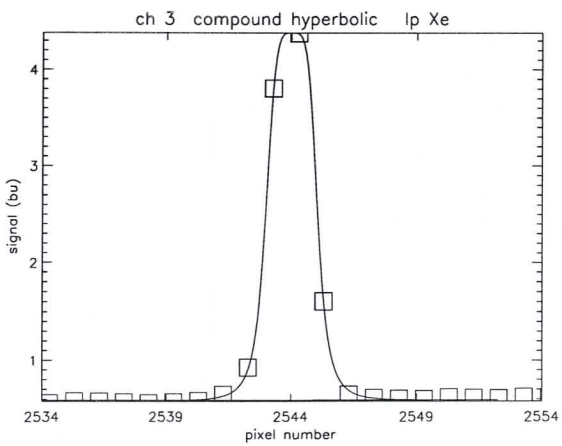
ch 3 compound hyperbolic Ip Xe
signal (bu)
pixel number

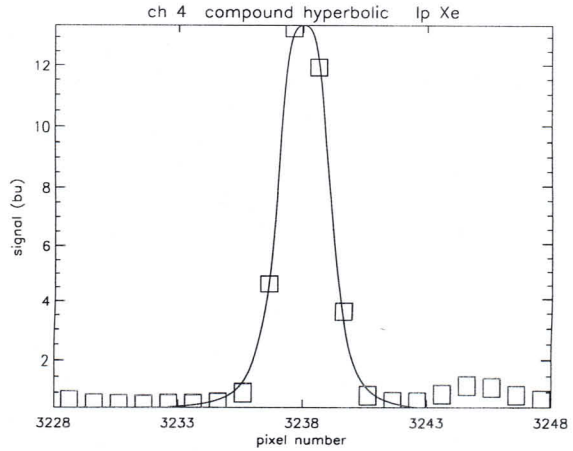
ch 4 compound hyperbolic Ip Xe
signal (bu)
pixel number

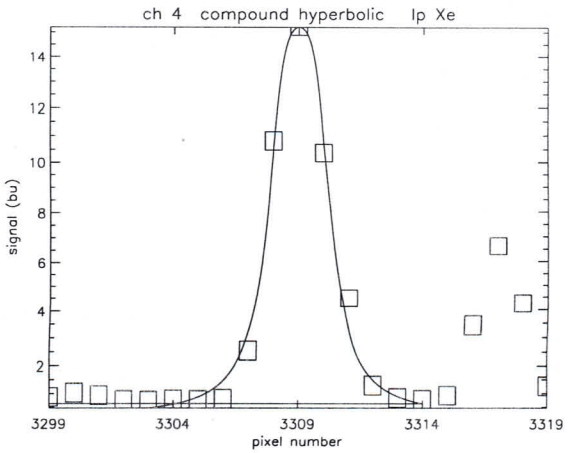
ch 4 compound hyperbolic Ip Xe
signal (bu)
pixel number

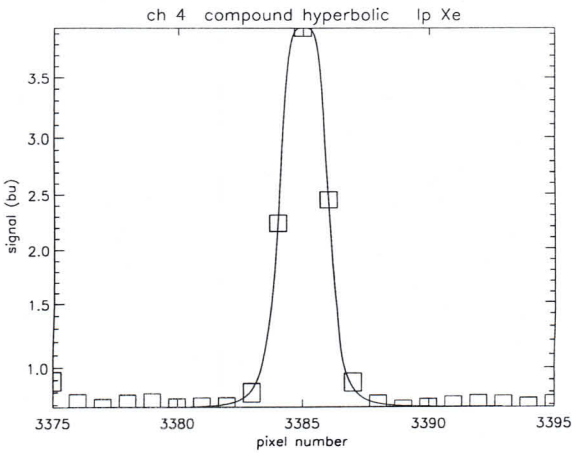
ch 4 compound hyperbolic Ip Xe
signal (bu)
pixel number

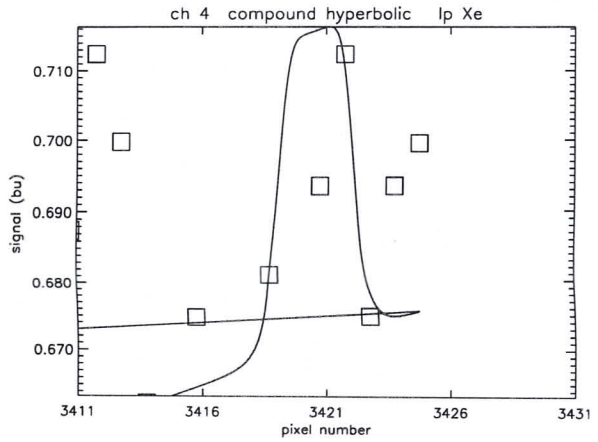
ch 4 compound hyperbolic Ip Xe
signal (bu)
pixel number

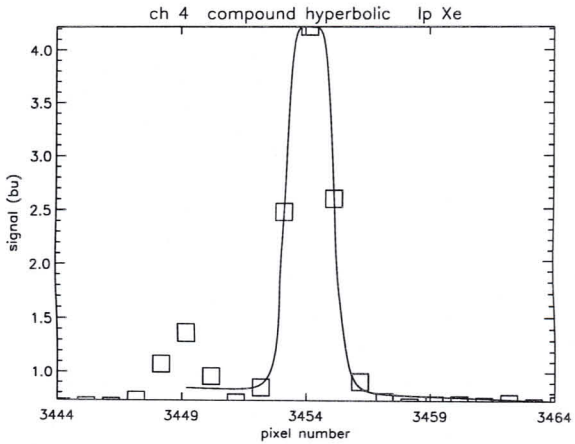
ch 4 compound hyperbolic Ip Xe
signal (bu)
pixel number

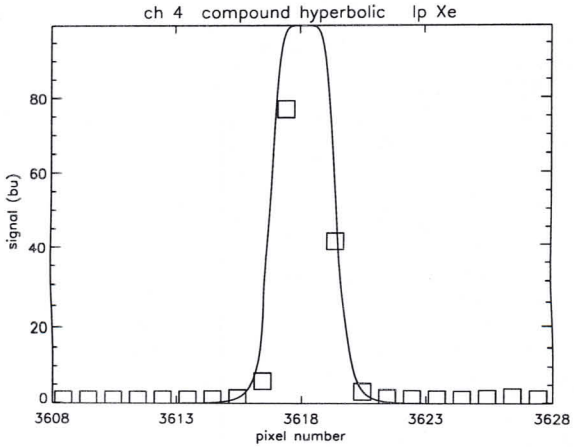
ch 4 compound hyperbolic Ip Xe
signal (bu)
pixel number

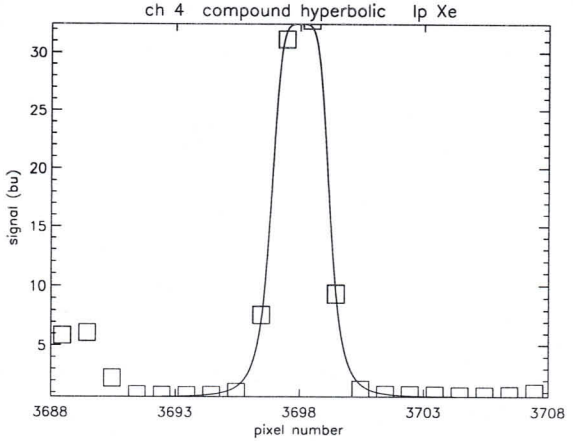
ch 4 compound hyperbolic Ip Xe
signal (bu)
pixel number

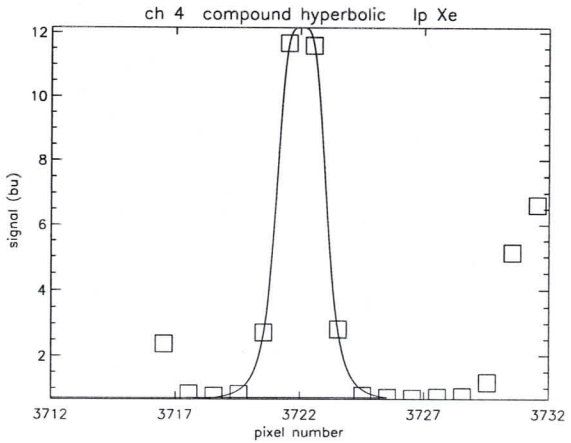
ch 4 compound hyperbolic Ip Xe
signal (bu)
pixel number

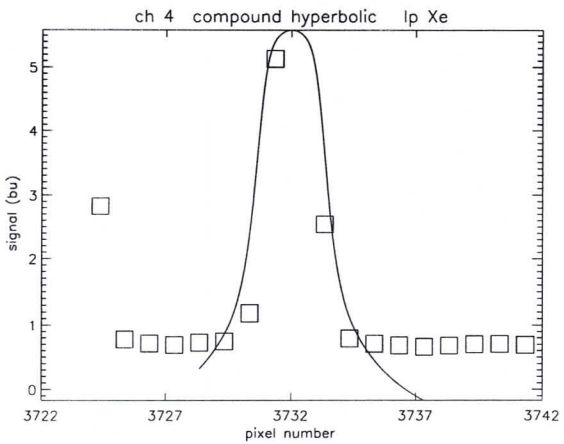
ch 4 compound hyperbolic Ip Xe
signal (bu)
pixel number

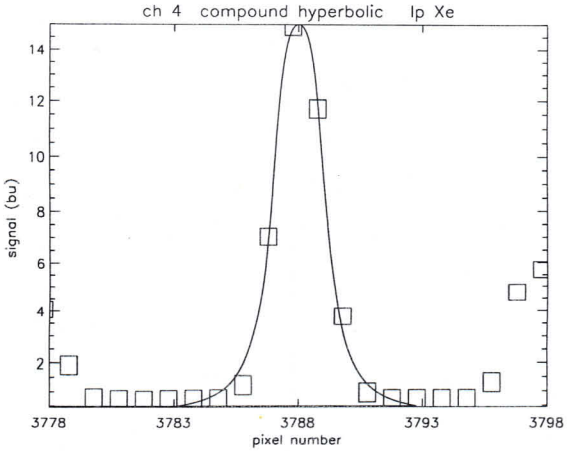
ch 4 compound hyperbolic Ip Xe
signal (bu)
pixel number

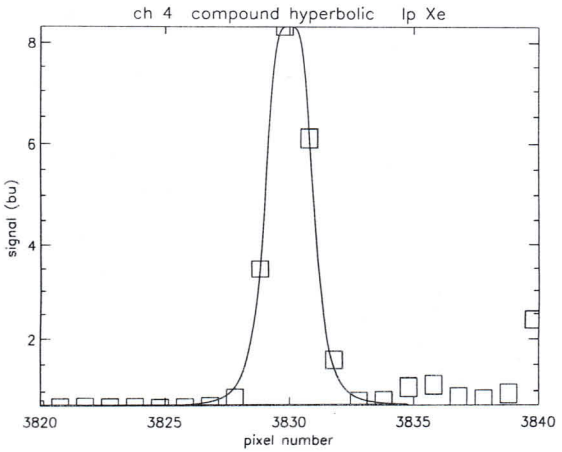
ch 4 compound hyperbolic Ip Xe
signal (bu)
pixel number

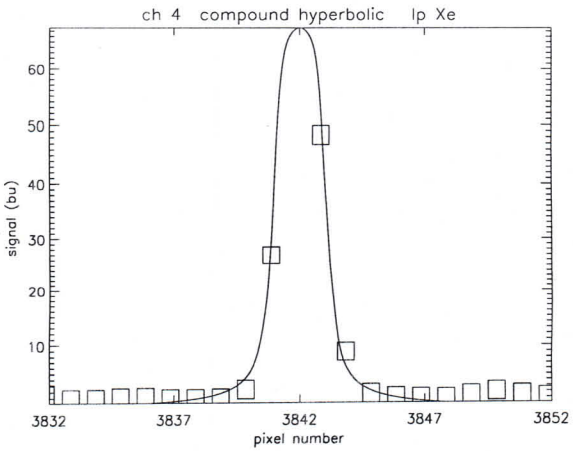
ch 4 compound hyperbolic Ip Xe
signal (bu)
pixel number

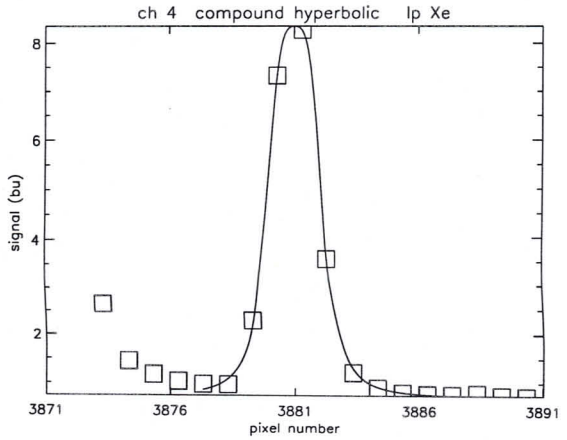
ch 4 compound hyperbolic Ip Xe
signal (bu)
pixel number
3871
3876
3881
3886
3891

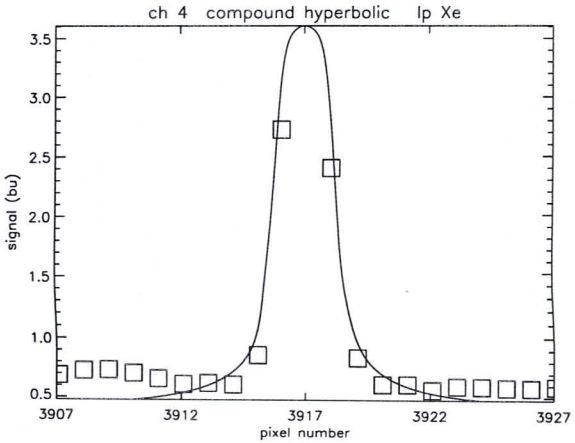
ch 4 compound hyperbolic Ip Xe
signal (bu)
pixel number
3907
3912
3917
3922
3927

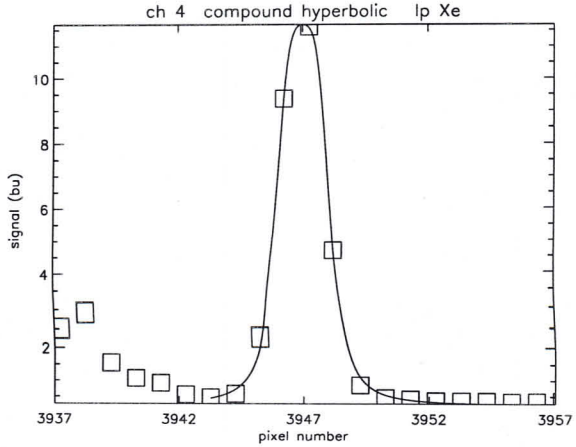
ch 4 compound hyperbolic Ip Xe
signal (bu)
pixel number
3937
3942
3947
3952
3957

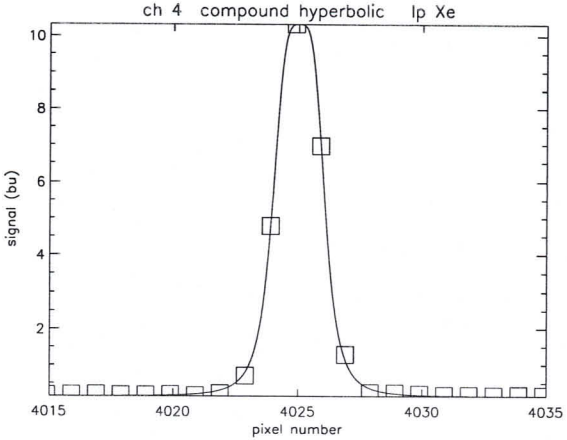
ch 4 compound hyperbolic Ip Xe
signal (bu)
pixel number
4015
4020
4025
4030
4035

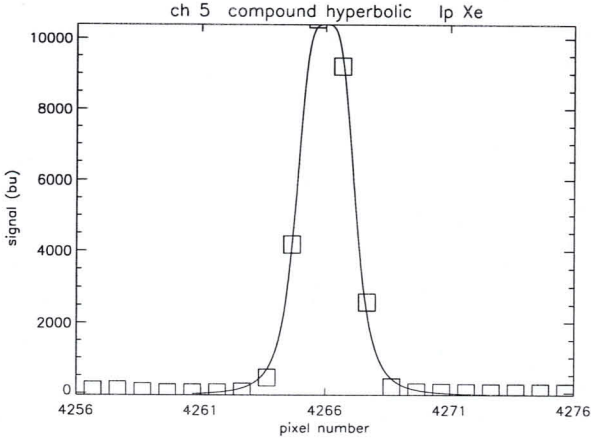
ch 5 compound hyperbolic Ip Xe
signal (bu)
pixel number
4256
4261
4266
4271
4276

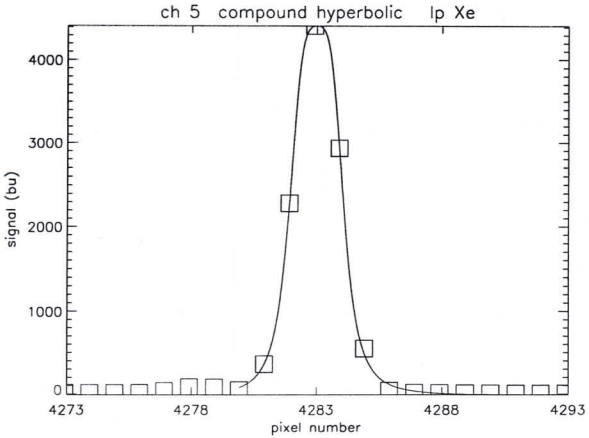
ch 5 compound hyperbolic Ip Xe
signal (bu)
pixel number
4273
4278
4283
4288
4293

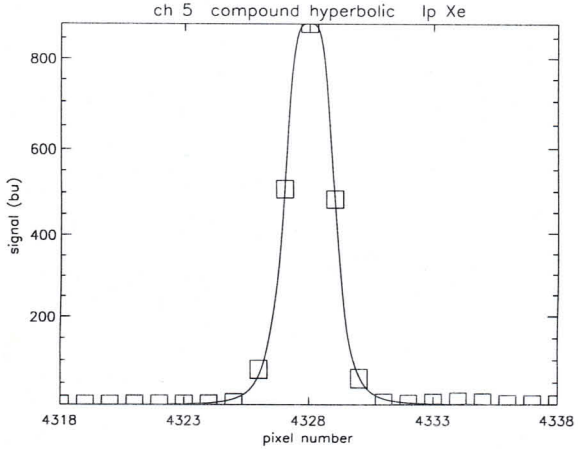
ch 5 compound hyperbolic Ip Xe
signal (bu)
pixel number
4318
4323
4328
4333
4338

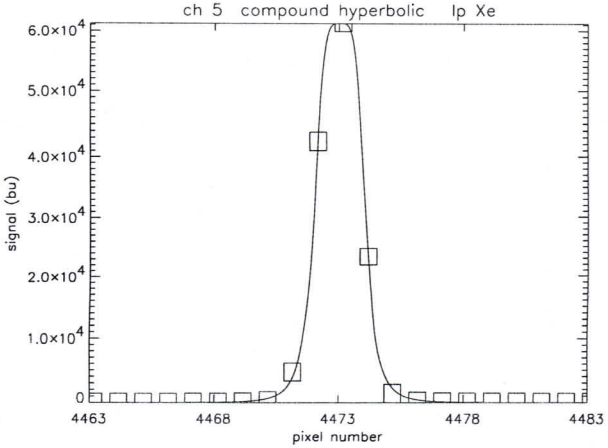
ch 5 compound hyperbolic Ip Xe
signal (bu)
pixel number
4463
4468
4473
4478
4483

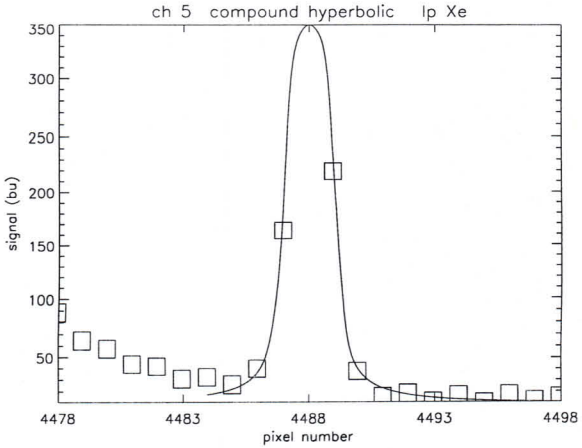
ch 5 compound hyperbolic Ip Xe
signal (bu)
pixel number
4478
4483
4488
4493
4498

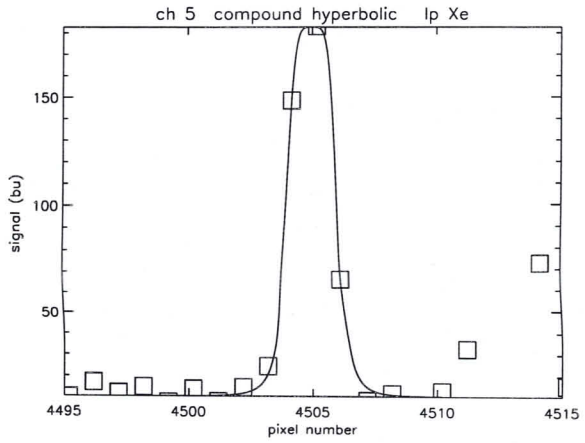
ch 5 compound hyperbolic Ip Xe
signal (bu)
pixel number

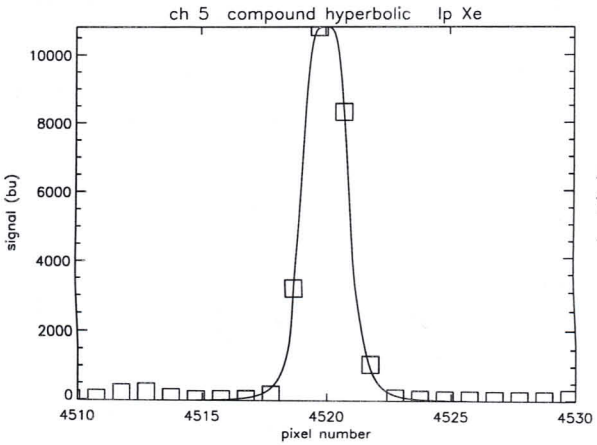
ch 5 compound hyperbolic Ip Xe
signal (bu)
pixel number

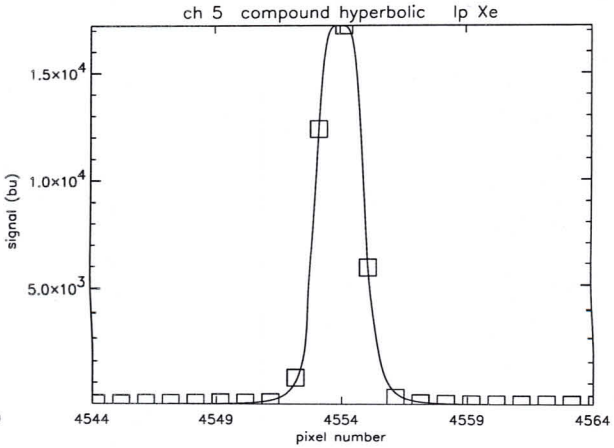
ch 5 compound hyperbolic Ip Xe
signal (bu)
pixel number

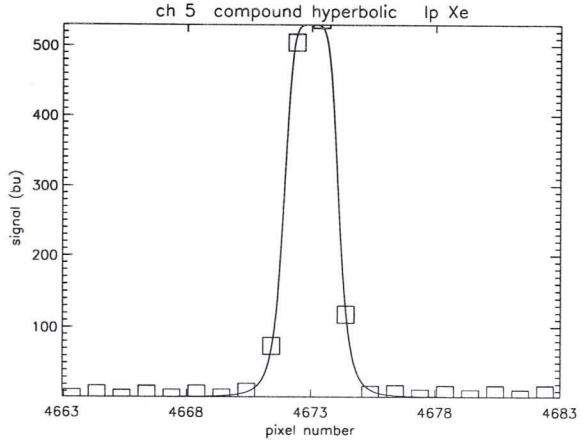
ch 5 compound hyperbolic Ip Xe
signal (bu)
pixel number

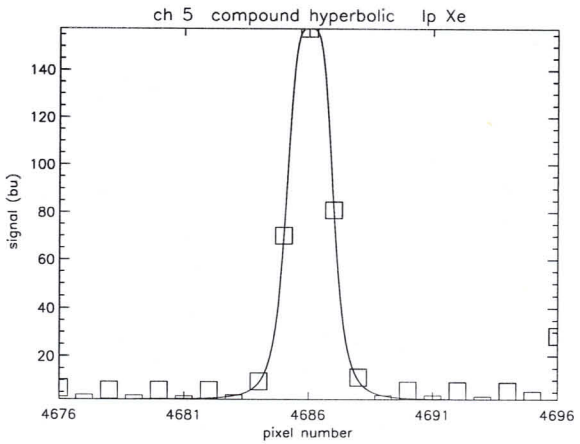
ch 5 compound hyperbolic Ip Xe
signal (bu)
pixel number

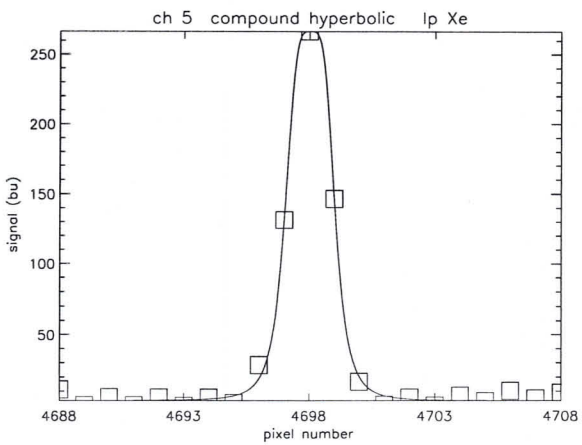
ch 5 compound hyperbolic Ip Xe
signal (bu)
pixel number

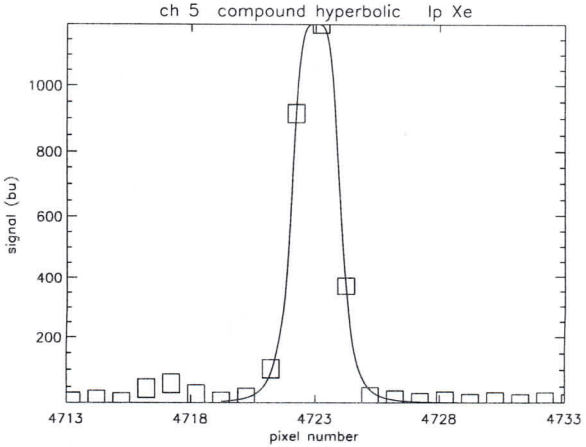
ch 5 compound hyperbolic Ip Xe
signal (bu)
pixel number

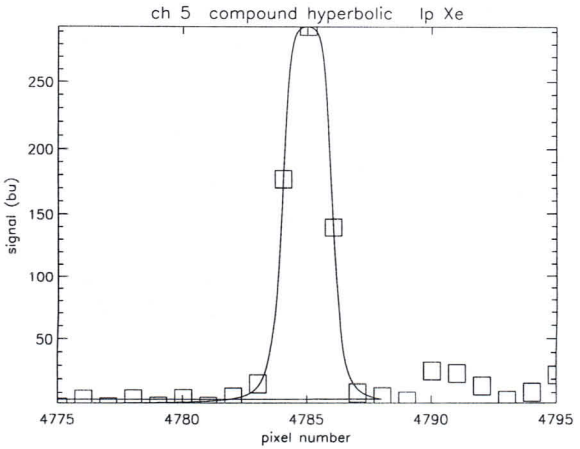
ch 5 compound hyperbolic Ip Xe
signal (bu)
pixel number

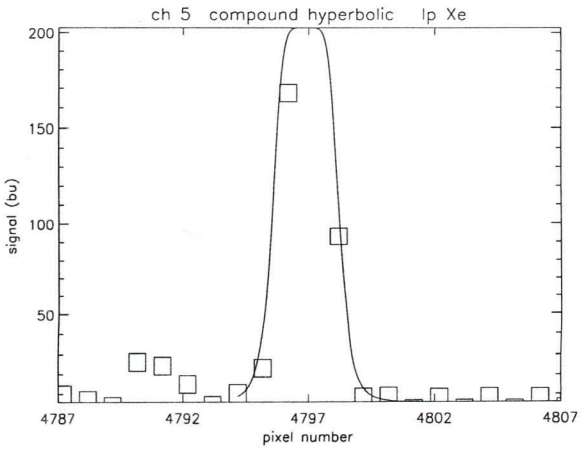
ch 5 compound hyperbolic Ip Xe
signal (bu)
pixel number

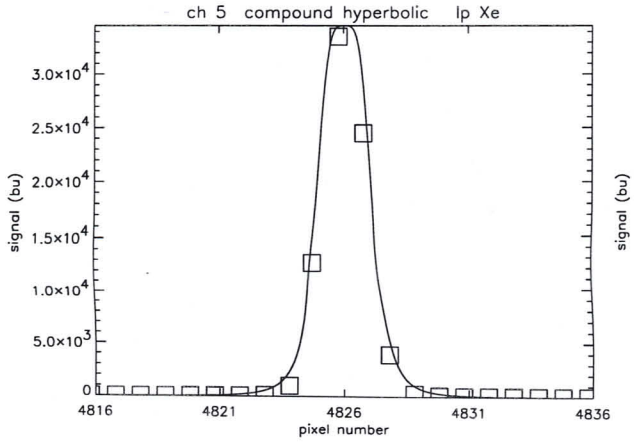
ch 5 compound hyperbolic Ip Xe
signal (bu)
pixel number

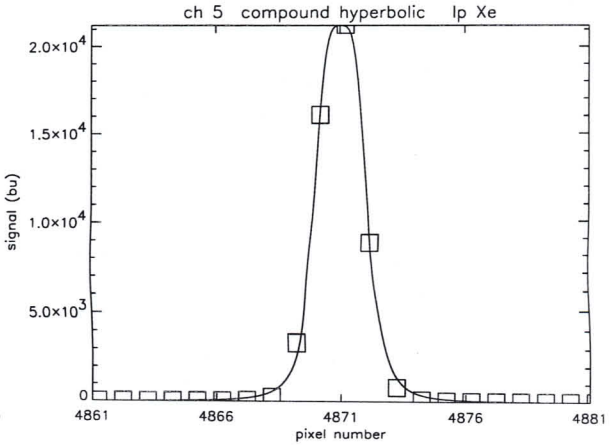
ch 5 compound hyperbolic Ip Xe
signal (bu)
pixel number

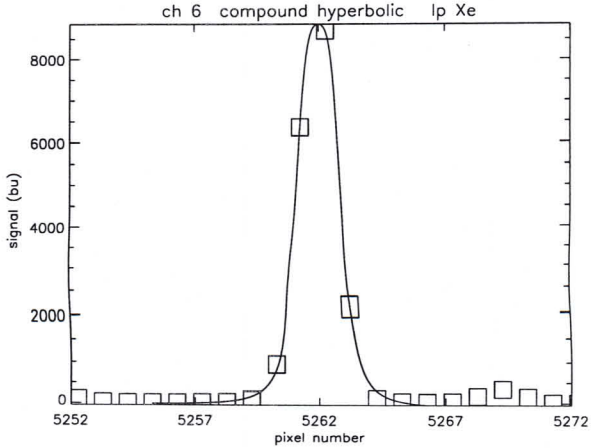
ch 6 compound hyperbolic Ip Xe
signal (bu)
pixel number

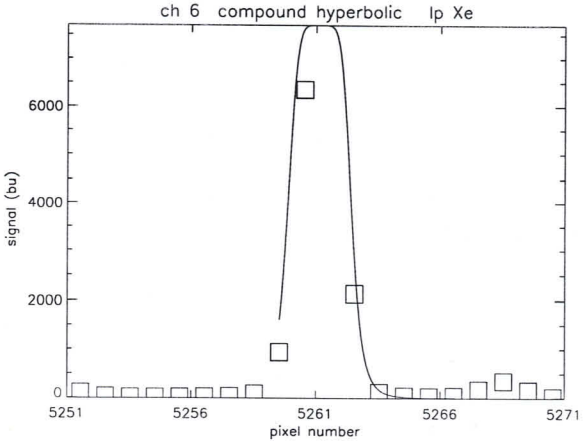
ch 6 compound hyperbolic Ip Xe
signal (bu)
pixel number

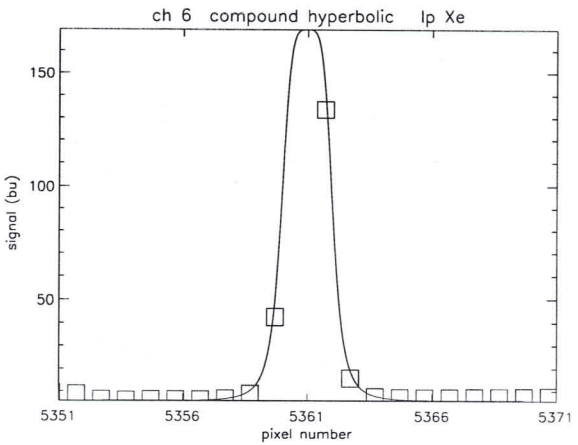
ch 6 compound hyperbolic Ip Xe
signal (bu)
pixel number

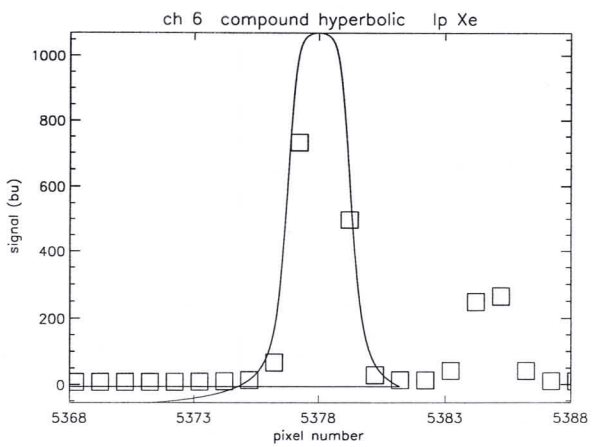
ch 6 compound hyperbolic Ip Xe
signal (bu)
pixel number

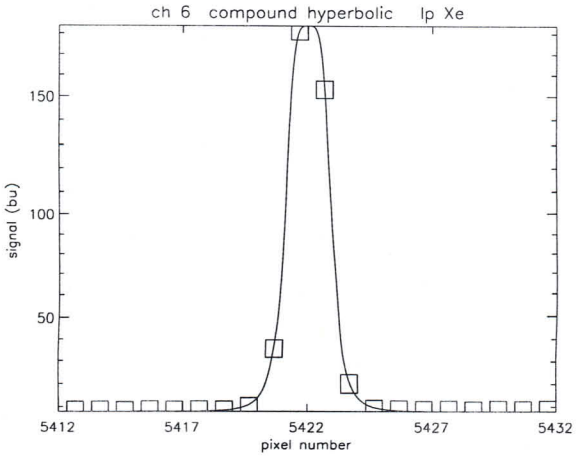
ch 6 compound hyperbolic Ip Xe
signal (bu)
pixel number

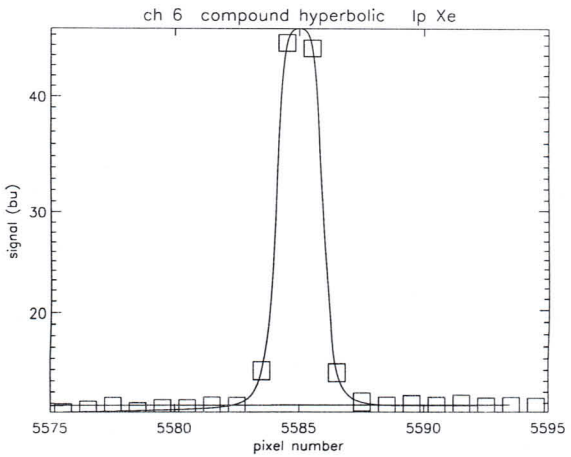
ch 6 compound hyperbolic Ip Xe
signal (bu)
pixel number

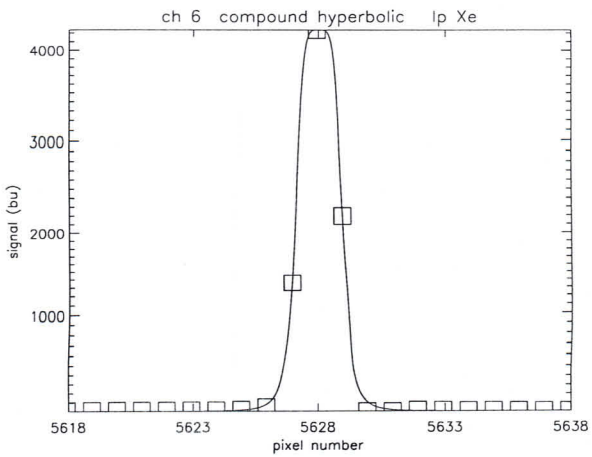
ch 6 compound hyperbolic Ip Xe
signal (bu)
pixel number

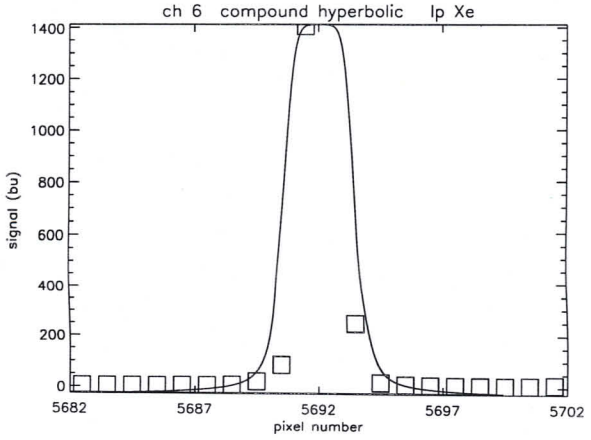
ch 6 compound hyperbolic Ip Xe
signal (bu)
pixel number

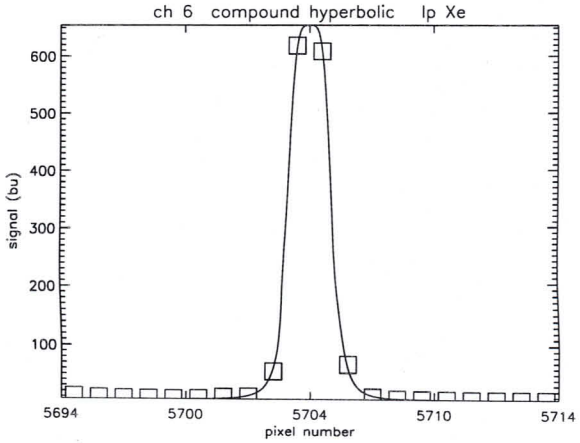
ch 6 compound hyperbolic Ip Xe
signal (bu)
pixel number

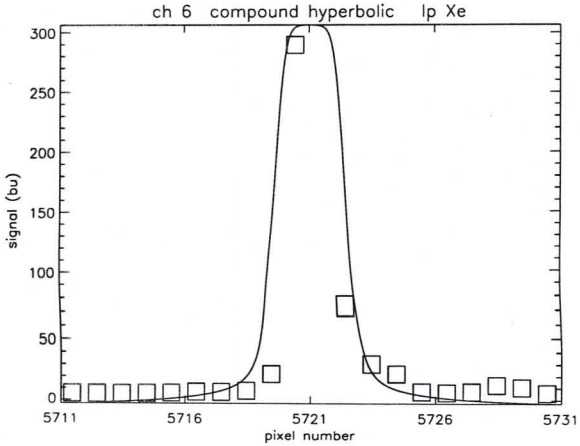
ch 6 compound hyperbolic Ip Xe
signal (bu)
pixel number

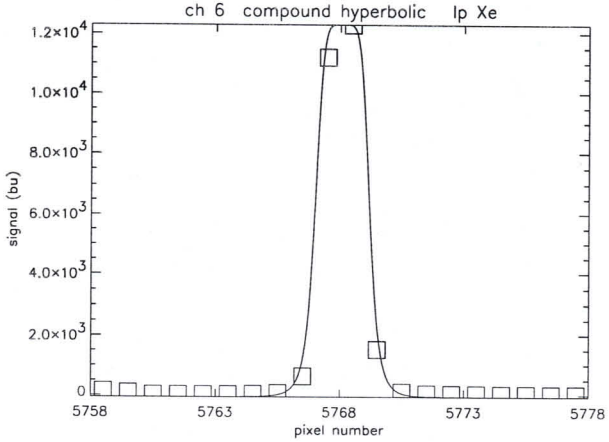
ch 6 compound hyperbolic Ip Xe
signal (bu)
pixel number

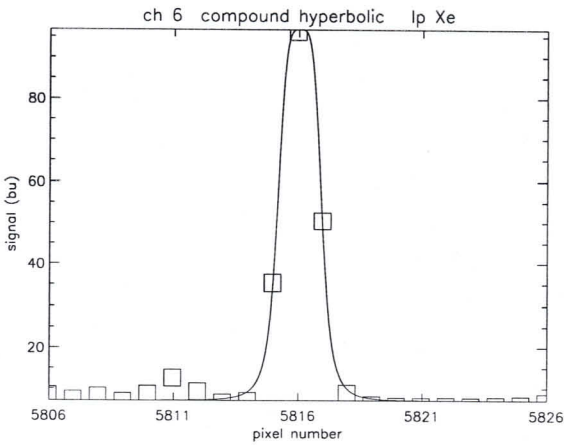
ch 6 compound hyperbolic Ip Xe
signal (bu)
pixel number

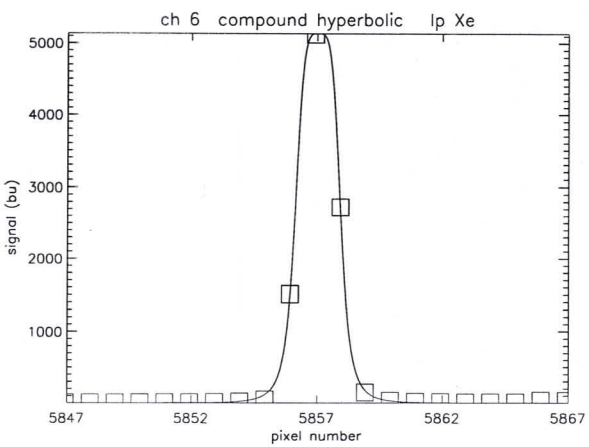
ch 6 compound hyperbolic Ip Xe
signal (bu)
pixel number

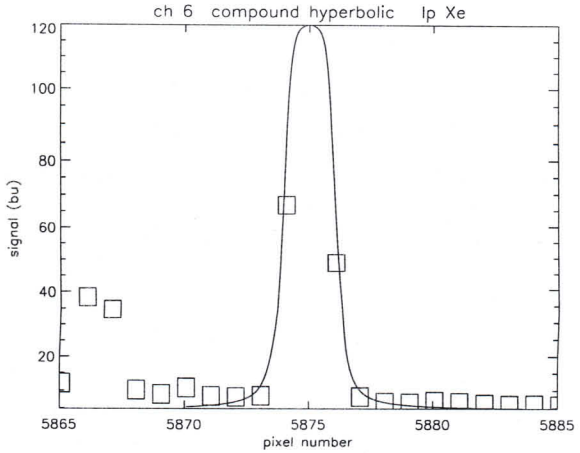
ch 6 compound hyperbolic Ip Xe
signal (bu)
pixel number

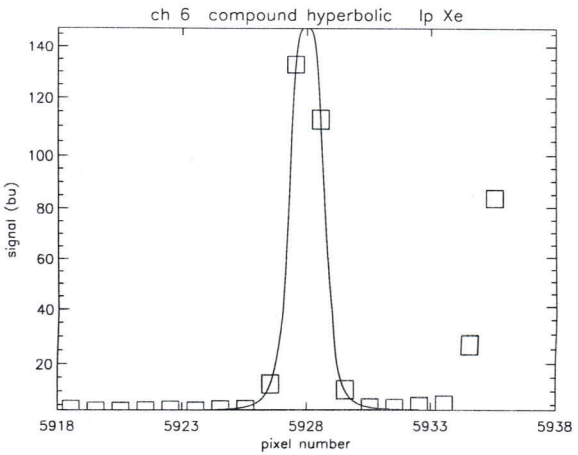
ch 6 compound hyperbolic Ip Xe
signal (bu)
pixel number

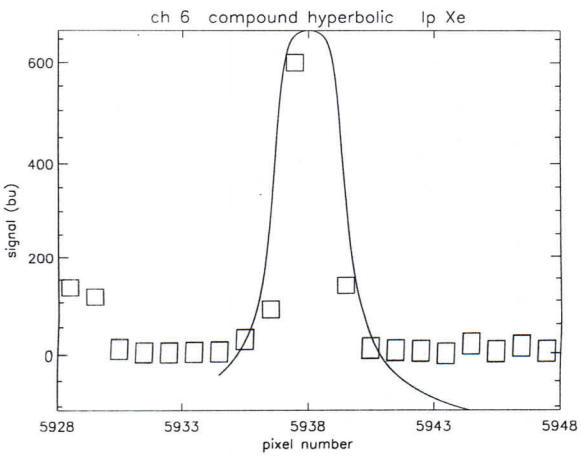
ch 6 compound hyperbolic Ip Xe
signal (bu)
pixel number

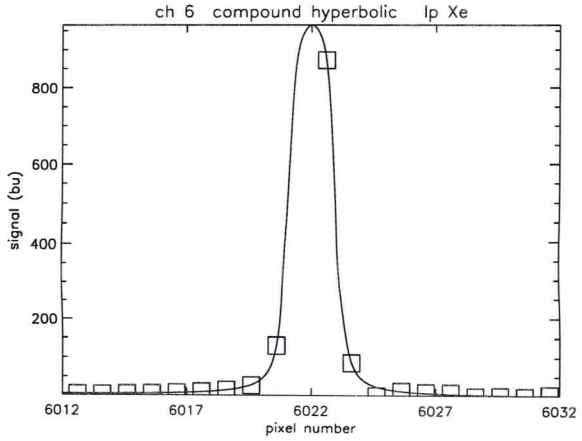
ch 6 compound hyperbolic Ip Xe
signal (bu)
pixel number
6012
6017
6022
6027
6032
200
400
600
800

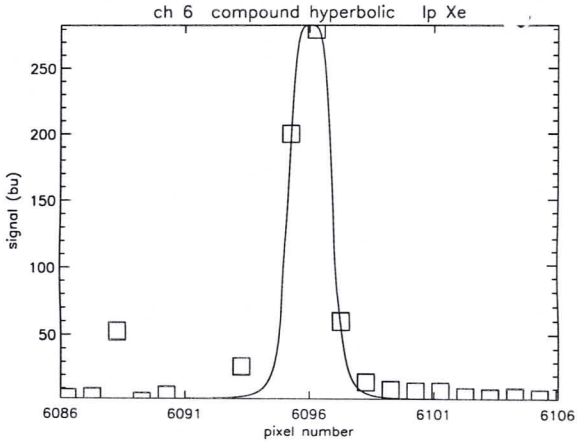
ch 6 compound hyperbolic Ip Xe
signal (bu)
pixel number
6086
6091
6096
6101
6106
50
100
150
200
250

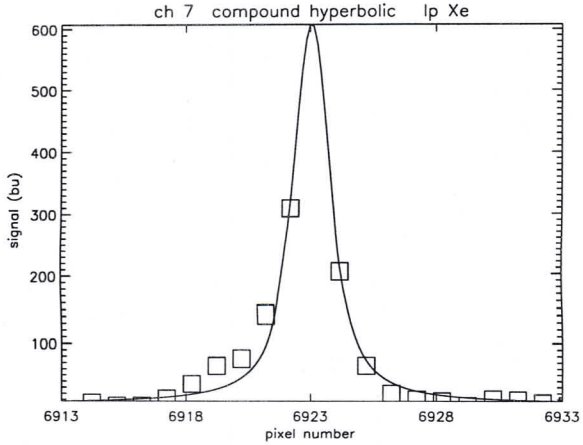
ch 7 compound hyperbolic Ip Xe
signal (bu)
pixel number
6913
6918
6923
6928
6933
100
200
300
400
500
600

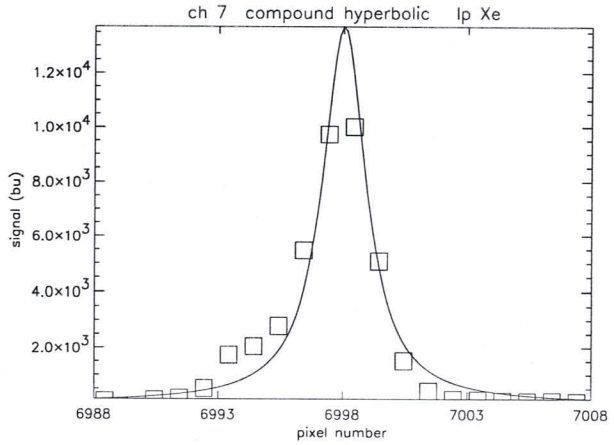
ch 7 compound hyperbolic Ip Xe
signal (bu)
pixel number
6988
6993
6998
7003
7008
2.0×10^3
4.0×10^3
6.0×10^3
8.0×10^3
1.0×10^4
1.2×10^4

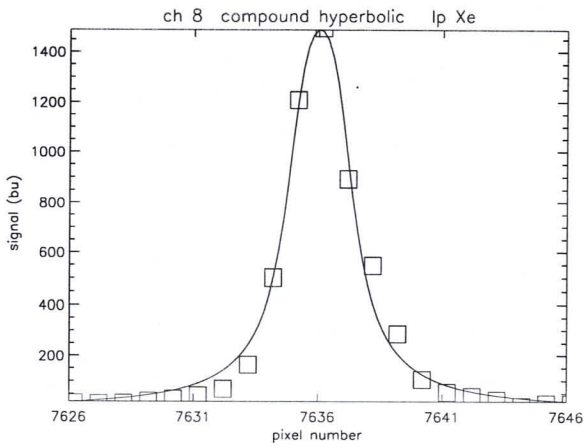
ch 8 compound hyperbolic Ip Xe
signal (bu)
pixel number
7626
7631
7636
7641
7646
200
400
600
800
1000
1200
1400

Formal Run of Measurement

(Measurement ID) SLS_INT

Request for Actual Status		(cross out entries that are **not** requested.)
Request for Modification		(fill in only entries to be modified)
Request for Run	X	(no entries = run based on actual default settings)

Step. §11.1

Scanner Positions

Azimuth	+45.00	deg ✓
Elevation	+9.765	deg

Timeline for each Data Acquisition Period during Measurement

	1	2	3	4	5	6	7	8	9	10
State ID	41	42								
Repetitions	✓	✓								

State Parameters for States used in Timeline (State ID must be given)

Channel	PET [s] or H#	Co-Adding	PET [s] or H#	Co-Adding	PET [s] or H#	Co-Adding	PET [s] or H#	Co-Adding
1a	4	1						
1b	4	1						
2b	1	4						
2a	1	4						
3	0.125	32	✓					
4	0.03125	64						
5	0.25	16						
6	0.25	16						
7	1	4						
8	1	4						
State ID								

Stimuli Settings for Existing Blocks in Measurement

Block No	Stimuli Setup ID	PPC [deg]	Polarizer [deg]	Shutter open/close	Acquisition Time [s]	Lambda [nm] Start	Stop	Step	Repetition Factor	Message	OS Setup Time [s]
1	-1							0	1	TV	0

Measurement Data Description

Test Purpose	WIO 24
Remark	interval SLS
Data Directory	0224-13.13.35

Signatures

	Date	Signature
Issued	12/8/98	
< Performed	12/8/98	

STEP	ACTION	RESULT	MARKER
Intro	Your name: Date:	Ralph Snel 12-8-98	
	What's the name of the (main) data input files that you want to store on the SUN named `scia6`?	scia_1208 1998_13161673.dat SPEC-CAL/13	(A)
	Setup a three-window configuration on your SUN.		See course descr.
Do Transfer	Be sure that you are in the directory you want your files in ftp <internet-address>, where you can find the address of the PC in the file `/etc/hosts` (entry: cdwpc). The address will also be next to you on paper (most probably). When asked for user, fill in: `anonymous`, when asked for an email address, fill in your email address on TPD. Set in binary: `binary` `mget *` (and return `y` to every file). `bye`		In DATA-DIR window In DATA window Approx. 140 kB

Sign:		
	Name	Ralph Snel
	Date and time	12-8-98, 14:39 UTC
	Signature	RS

STEP	ACTION	RESULT	MARKER
Intro	Your name: Date:	Ralph Snel 12-0-98	
	What's the name of the (main) data input files generated by the EGSE? (*.dat)	xcia_120898_131616?3.dat	(A)
	Setup a three-window configuration on your SUN.		see course descr.
Cnstr directory	cd ~/DATA-DIR/SPEC-CAL/ ; ls -l highest number in directory? New directory: mkdir <B+1> ls -l What's now the highest number in directory? <C> should be <B> + 1	_____ 13 Y / N	Note: In window DATA-DIR (B) (C)
	directory name is:	~/DATA-DIR/SPECCAL/<C>	(DIR-NAME)
Copy data	See Analysis sheet: Transfer Data File	(Y) N	In DATA-DIR window
Cnstr EGSE_LTF	cal_raw2ltf . (Error messages are not necessarily fatal; check with SOLAN --in solan window-- whether output file is okay: there should be a signal present, and dremark1 labels should be filled) ls -l *.egse_ltf What's the name of the egse_ltf file <D> should be <A>.egse_ltf	 OK (Y) N	Note: In window DATA-DIR; ***don't forget the dot !!!;*** *May take more than 15 mins.* (D)
Cnstr CAL files	idl run_averscia (and select file <D> when asked)		Note: In window IDL
Check CAL files	Dark files: ls -l *du*.avg.cal		In DATA-DIR window
	size:	145998	should be approx 150kb
	SLS light file:		

Note: dremark1 label starts either with 'su' or with 'pu' (here we have taken the 'su'-case).

`ls -l *su*.avg.cal`

should be approx 150kb

pu

size: 195998

Note: all files should be present, if not:
(a) Check file <D> using SOLAN and check whether DU, and SU labels are present in dremark1 labels
(b) Check if enough disk space is available (Unix command df -k | more).

Print postscript

`lpr -P<printer>`
`*du*.*.cal.ps`
`*su*.*.cal.ps`

Contents dark file `*du*.avg.cal` should be approx. constant within channels: Y / N

Contents of file `*SU*.avg.cal.ps` should contain peak signals in channels (cannot be seen in channels 7 and 8): Y / N

Contents of `*rel_std*.ps` files should be smaller than 0.01 (pixel 300 -- 800) for all channels. Y / N

If not, value is: du: 2 2·10⁻²

Add postscript images to logbook, done Y / N

Print logfiles `lpr -P<printer> *.log`

Add logfiles to logbook, done Y / N

Spec line processing

Run Spec `idl do_spec_cal` In IDL window

Check spec	`ls -l wl.data`		In DATA DIR window should be approx a few kilobytes
	Size of file `wl.data`	927	
Check XSI visually			
	`lpr -P<printer> *.data.ps` Is the value of the spectral calibration approx. a straight line in all channels? (Note: in channel 2: negative slope)	(Y) / N	do ?? - 7 !!
	Add postscript images to logbook, done	(Y) / N	
Print logfiles	`lpr -P<printer> *.log`		
	Add logfiles to logbook, done	(Y) / N	
Back up	Create 3 sets of backup CDs of directory <DIR-NAME> (One CD has a capacity of 600 Mbytes, the UNIX command `/usr/bin/du -k .` gives the number of kilo bytes in the current directory).		See analysis sheet BackUp
	Name of backup CDs		
		ftpdesa:// mod_mnt/DATA-DIR/SPECCAL/13	
Sign:	Name	Ralph Snel	
	Date and time	16:59 12-8-98	
	Signature	RS	

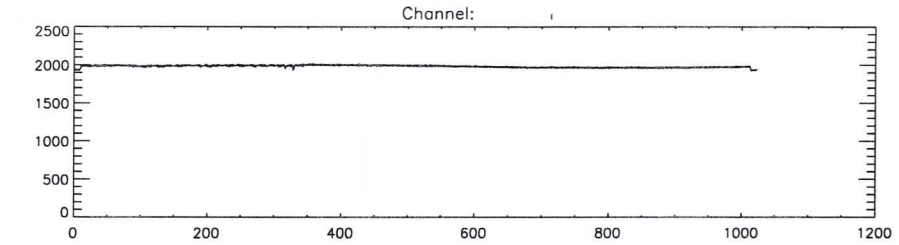
Channel:
2500
2000
1500
1000
500
0
0
200
400
600
800
1000
1200

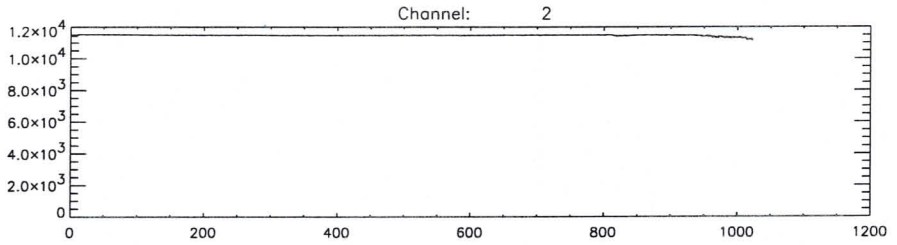
Channel: 2
1.2×10^4
1.0×10^4
8.0×10^3
6.0×10^3
4.0×10^3
2.0×10^3
0
0
200
400
600
800
1000
1200

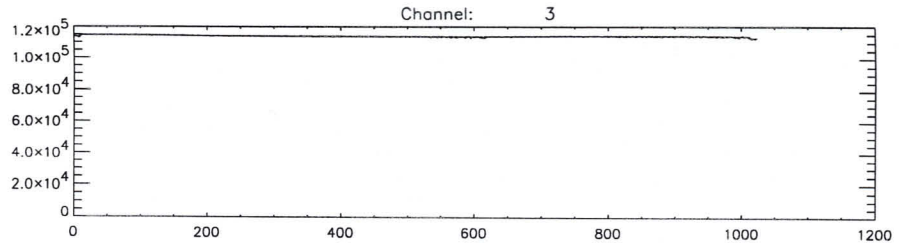
Channel: 3
1.2×10^5
1.0×10^5
8.0×10^4
6.0×10^4
4.0×10^4
2.0×10^4
0
0
200
400
600
800
1000
1200

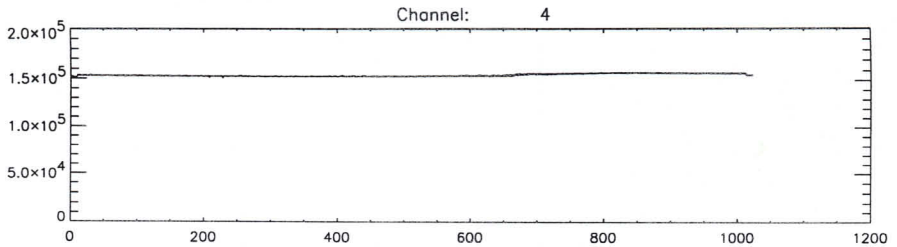
Channel: 4
2.0×10^5
1.5×10^5
1.0×10^5
5.0×10^4
0
0
200
400
600
800
1000
1200

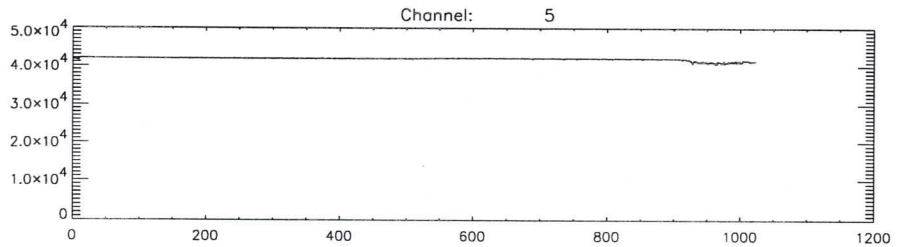
Channel: 5
5.0×10^4
4.0×10^4
3.0×10^4
2.0×10^4
1.0×10^4
0
0
200
400
600
800
1000
1200

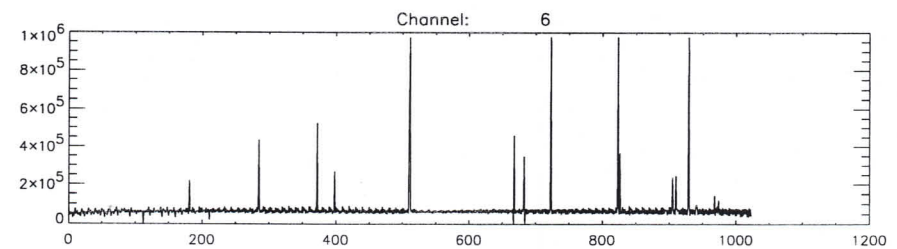
Channel: 6
1×10^6
8×10^5
6×10^5
4×10^5
2×10^5
0
0
200
400
600
800
1000
1200

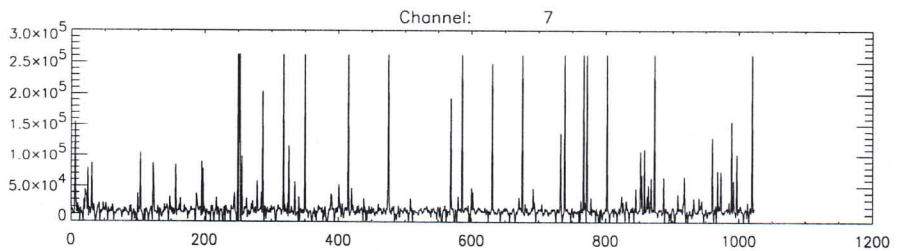
Channel: 7
3.0×10^5
2.5×10^5
2.0×10^5
1.5×10^5
1.0×10^5
5.0×10^4
0
0
200
400
600
800
1000
1200

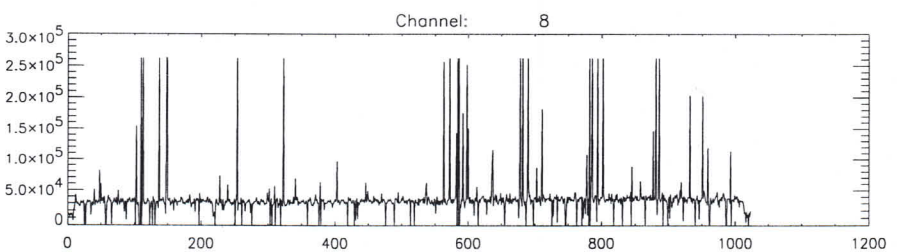
Channel: 8
3.0×10^5
2.5×10^5
2.0×10^5
1.5×10^5
1.0×10^5
5.0×10^4
0
0
200
400
600
800
1000
1200

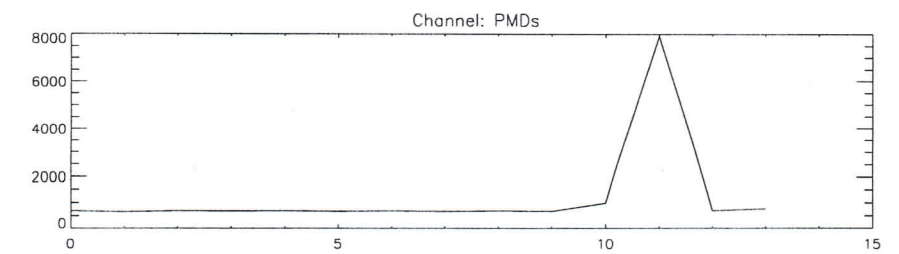
Channel: PMDs
8000
6000
4000
2000
0
0
5
10
15

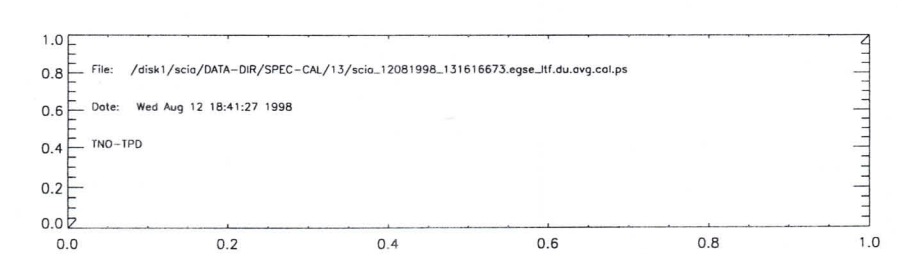
File: /disk1/scia/DATA-DIR/SPEC-CAL/13/scia_12081998_131616673.egse_ltf.du.avg.cal.ps
Date: Wed Aug 12 18:41:27 1998
TNO-TPD
1.0
0.8
0.6
0.4
0.2
0.0
0.0
0.2
0.4
0.6
0.8
1.0

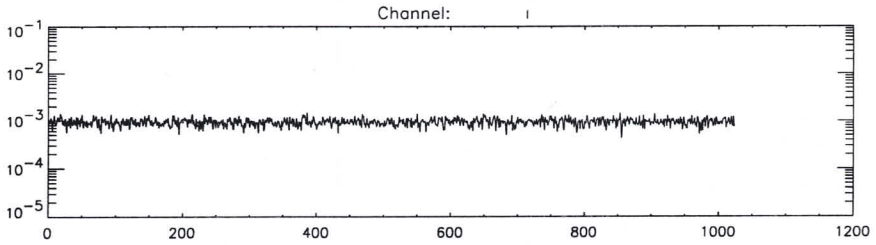
Channel: 1

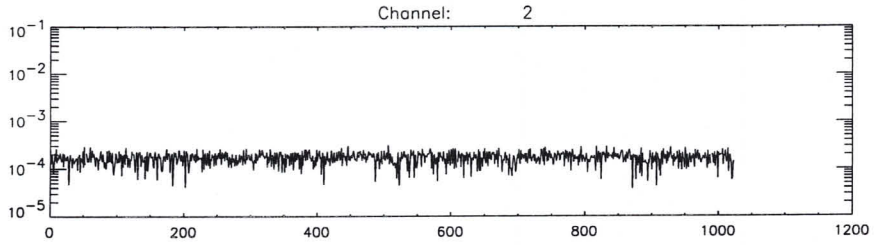
Channel: 2

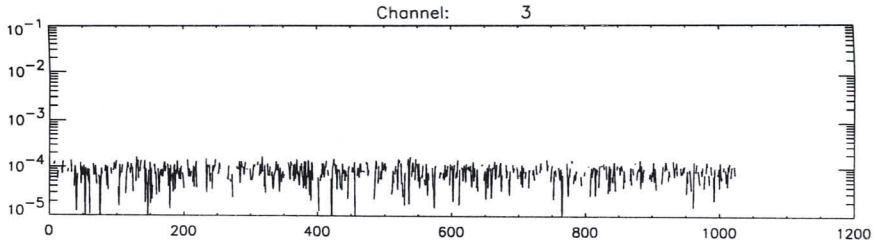
Channel: 3

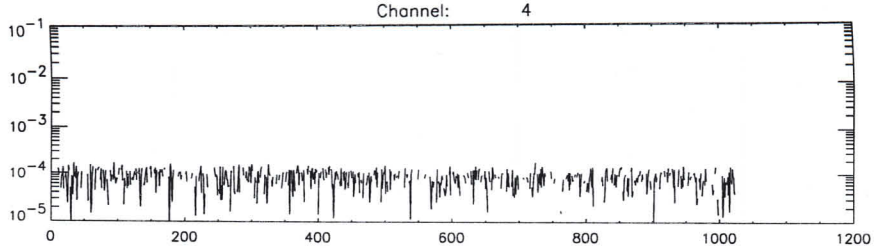
Channel: 4

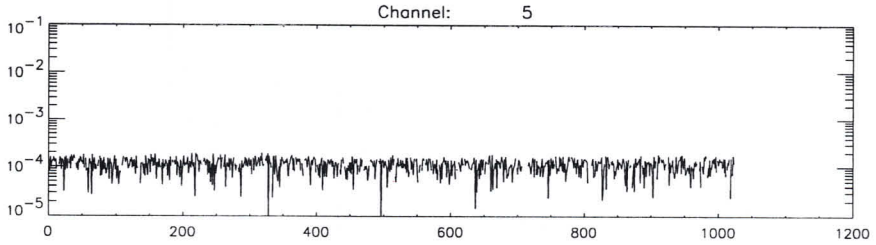
Channel: 5

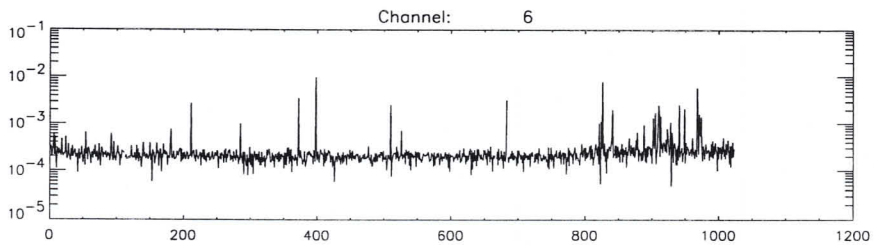
Channel: 6

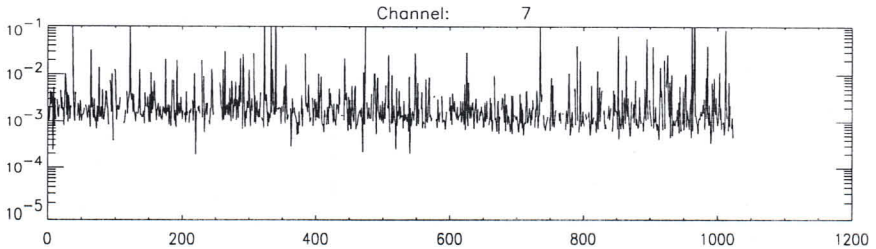
Channel: 7

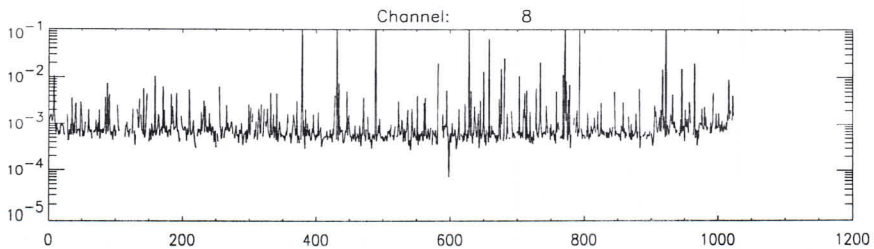
Channel: 8

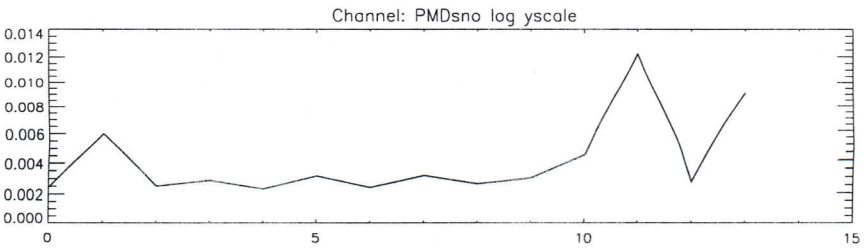
Channel: PMDsno log yscale

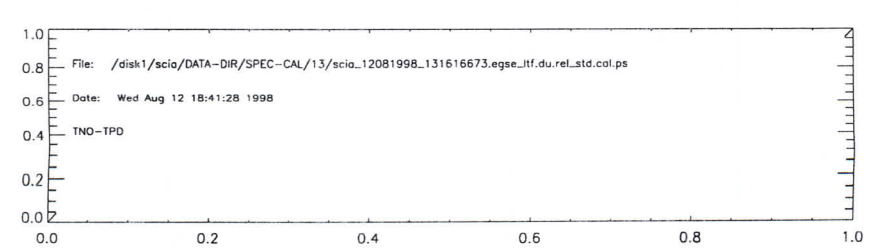
File: /disk1/scia/DATA-DIR/SPEC-CAL/13/scia_12081998_131616673.egse_ltf.du.rel_std.cal.ps
Date: Wed Aug 12 18:41:28 1998
TNO-TPD

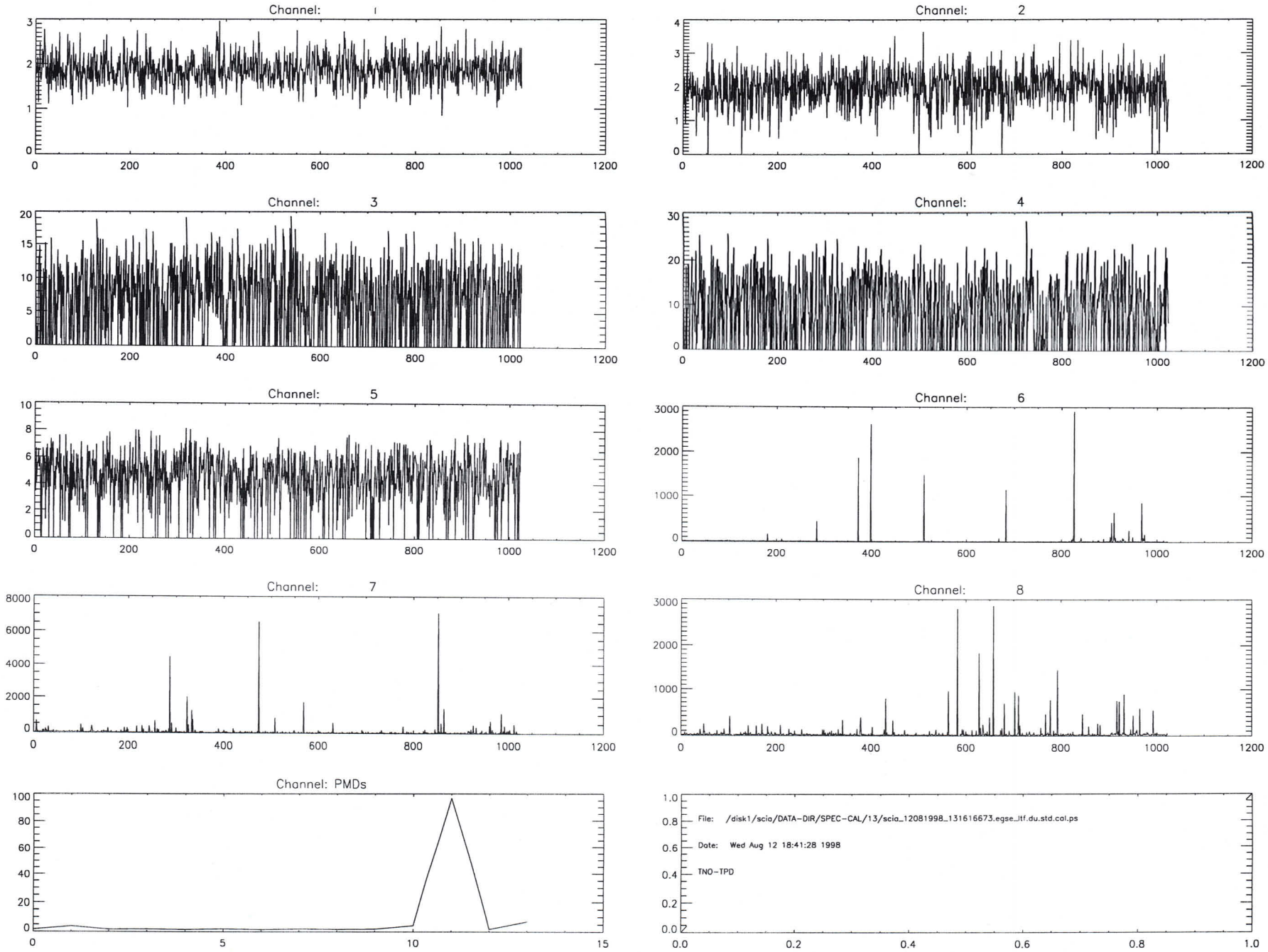
Channel: 1
Channel: 2
Channel: 3
Channel: 4
Channel: 5
Channel: 6
Channel: 7
Channel: 8
Channel: PMDs
File: /disk1/scia/DATA-DIR/SPEC-CAL/13/scia_12081998_131616673.egse_itf.du.std.cal.ps
Date: Wed Aug 12 18:41:28 1998
TNO-TPD

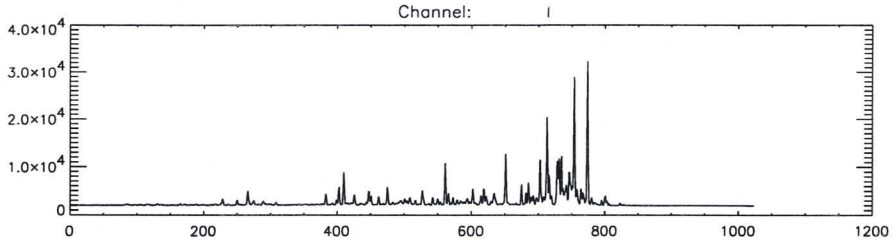
Channel: 1
4.0x10^4
3.0x10^4
2.0x10^4
1.0x10^4
0
0
200
400
600
800
1000
1200

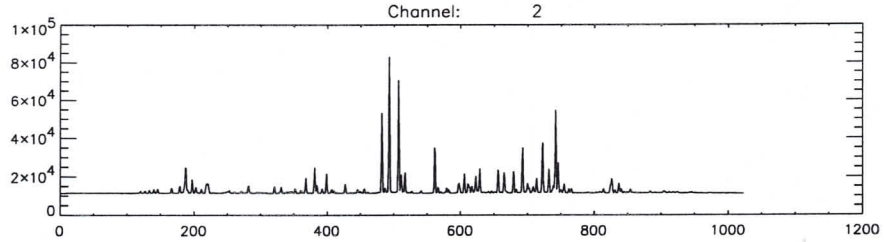
Channel: 2
1x10^5
8x10^4
6x10^4
4x10^4
2x10^4
0
0
200
400
600
800
1000
1200

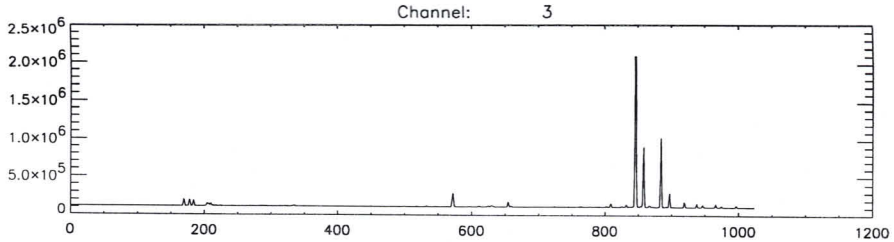
Channel: 3
2.5x10^6
2.0x10^6
1.5x10^6
1.0x10^6
5.0x10^5
0
0
200
400
600
800
1000
1200

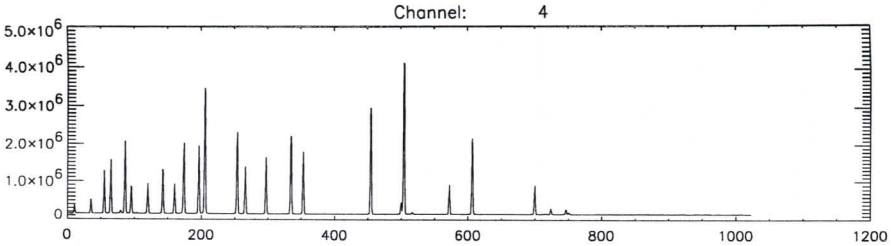
Channel: 4
5.0x10^6
4.0x10^6
3.0x10^6
2.0x10^6
1.0x10^6
0
0
200
400
600
800
1000
1200

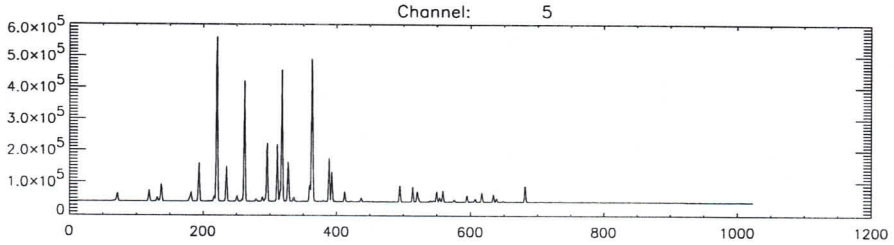
Channel: 5
6.0x10^5
5.0x10^5
4.0x10^5
3.0x10^5
2.0x10^5
1.0x10^5
0
0
200
400
600
800
1000
1200

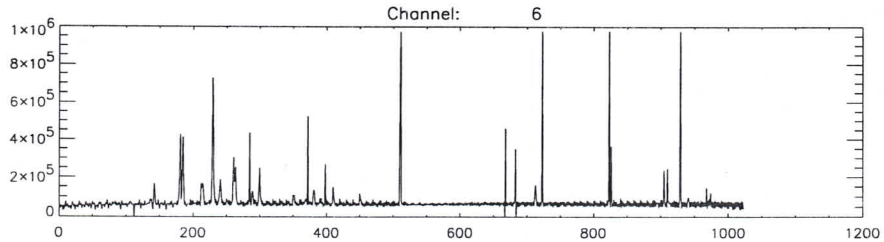
Channel: 6
1x10^6
8x10^5
6x10^5
4x10^5
2x10^5
0
0
200
400
600
800
1000
1200

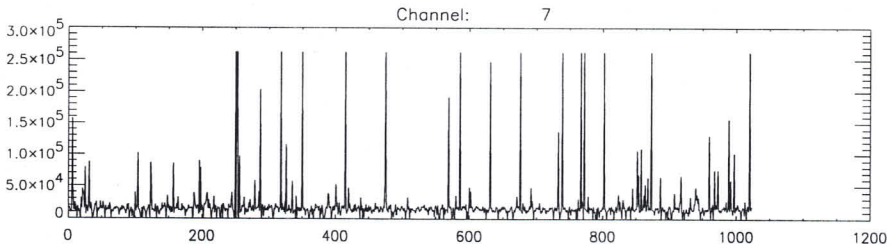
Channel: 7
3.0x10^5
2.5x10^5
2.0x10^5
1.5x10^5
1.0x10^5
5.0x10^4
0
0
200
400
600
800
1000
1200

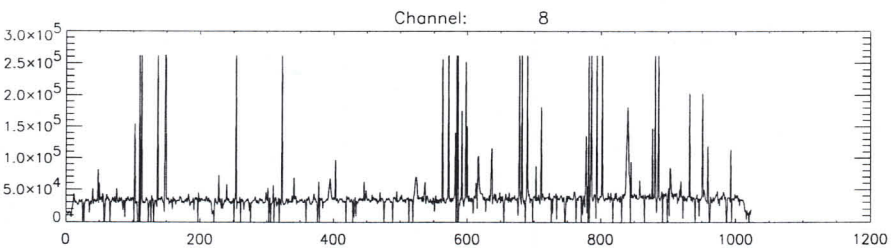
Channel: 8
3.0x10^5
2.5x10^5
2.0x10^5
1.5x10^5
1.0x10^5
5.0x10^4
0
0
200
400
600
800
1000
1200

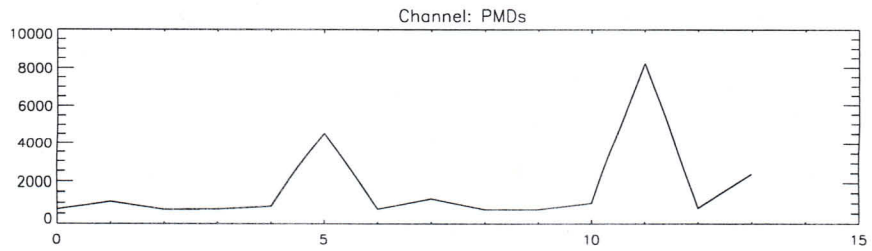
Channel: PMDs
10000
8000
6000
4000
2000
0
0
5
10
15

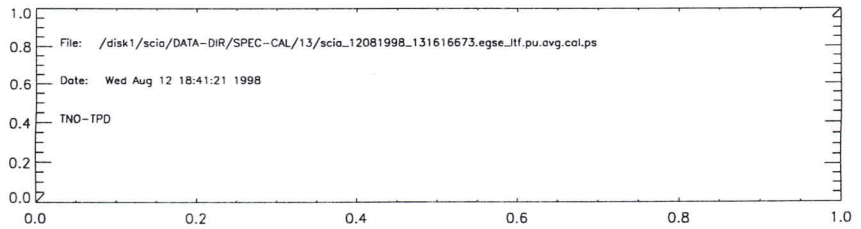
File: /disk1/scia/DATA-DIR/SPEC-CAL/13/scia_12081998_131616673.egse_ltf.pu.avg.cal.ps
Date: Wed Aug 12 18:41:21 1998
TNO-TPD
1.0
0.8
0.6
0.4
0.2
0.0
0.0
0.2
0.4
0.6
0.8
1.0

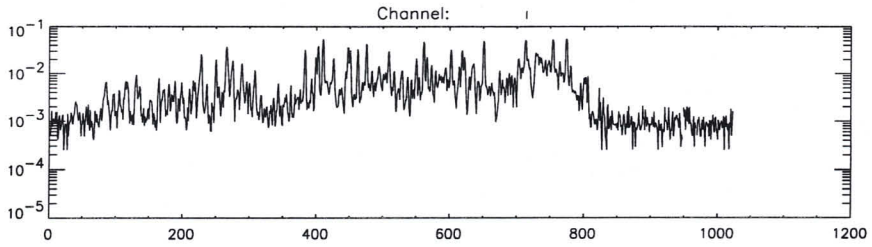
Channel: 1
10^{-1}
10^{-2}
10^{-3}
10^{-4}
10^{-5}
0
200
400
600
800
1000
1200

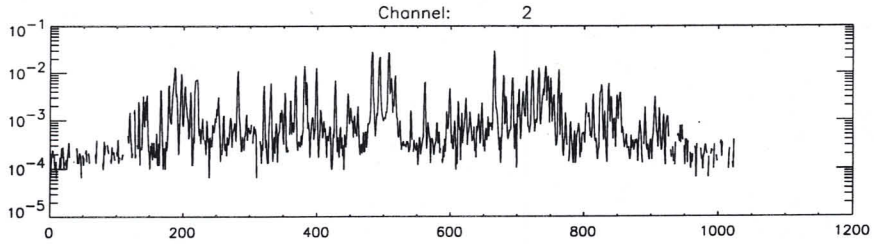
Channel: 2
10^{-1}
10^{-2}
10^{-3}
10^{-4}
10^{-5}
0
200
400
600
800
1000
1200

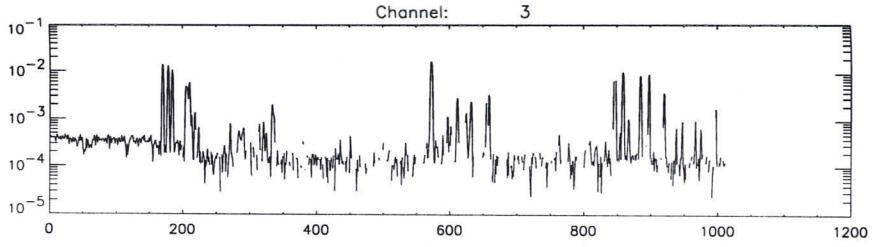
Channel: 3
10^{-1}
10^{-2}
10^{-3}
10^{-4}
10^{-5}
0
200
400
600
800
1000
1200

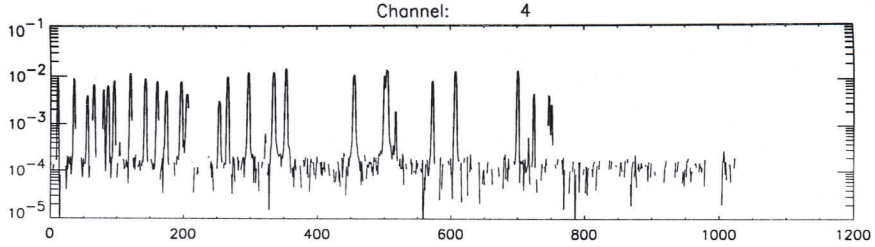
Channel: 4
10^{-1}
10^{-2}
10^{-3}
10^{-4}
10^{-5}
0
200
400
600
800
1000
1200

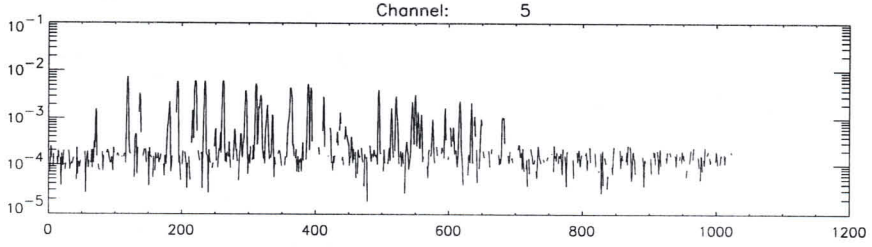
Channel: 5
10^{-1}
10^{-2}
10^{-3}
10^{-4}
10^{-5}
0
200
400
600
800
1000
1200

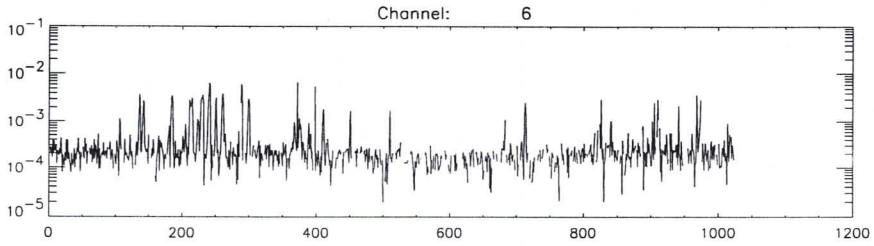
Channel: 6
10^{-1}
10^{-2}
10^{-3}
10^{-4}
10^{-5}
0
200
400
600
800
1000
1200

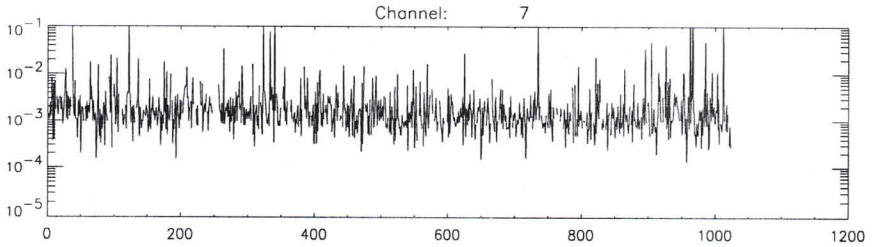
Channel: 7
10^{-1}
10^{-2}
10^{-3}
10^{-4}
10^{-5}
0
200
400
600
800
1000
1200

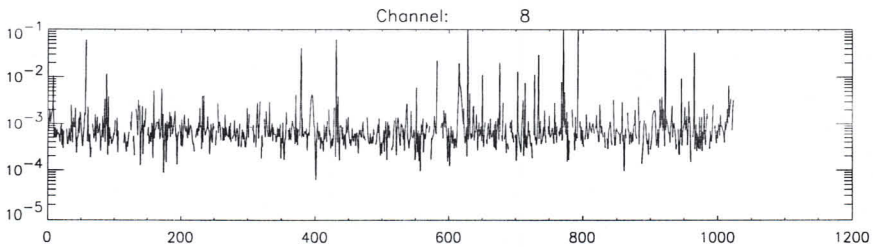
Channel: 8
10^{-1}
10^{-2}
10^{-3}
10^{-4}
10^{-5}
0
200
400
600
800
1000
1200

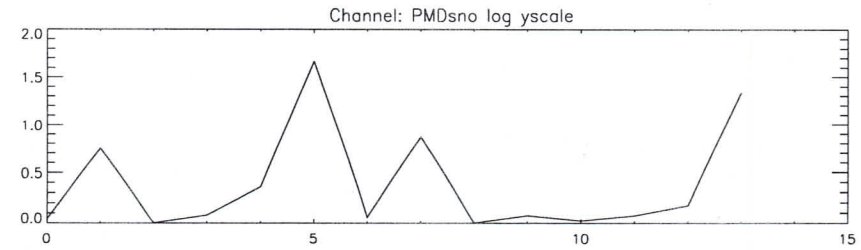
Channel: PMDsno log yscale
2.0
1.5
1.0
0.5
0.0
0
5
10
15

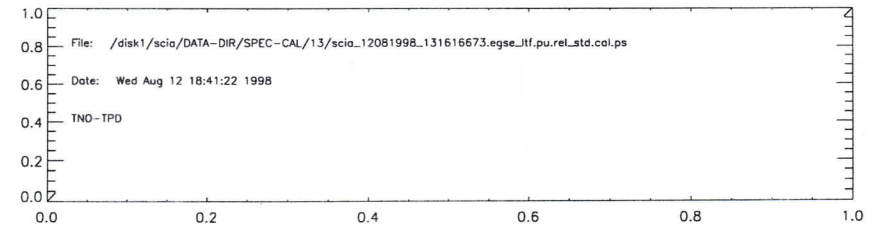
File: /disk1/scia/DATA-DIR/SPEC-CAL/13/scia_12081998_131616673.egse_ltf.pu.rel_std.cal.ps
Date: Wed Aug 12 18:41:22 1998
TNO-TPD
1.0
0.8
0.6
0.4
0.2
0.0
0.0
0.2
0.4
0.6
0.8
1.0

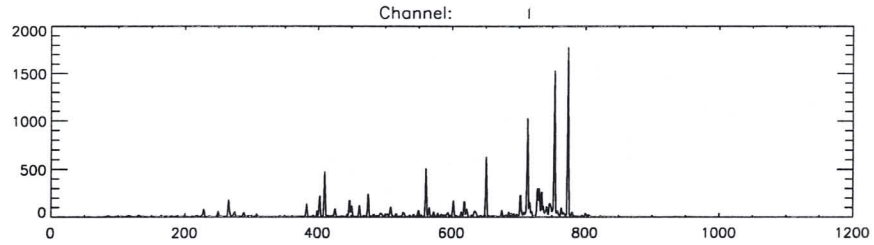
Channel: 1
2000
1500
1000
500
0
0
200
400
600
800
1000
1200

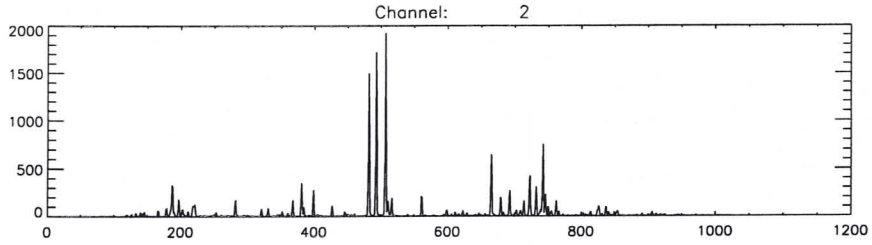
Channel: 2
2000
1500
1000
500
0
0
200
400
600
800
1000
1200

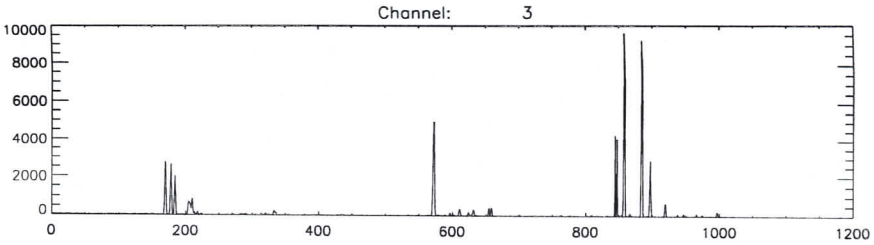
Channel: 3
10000
8000
6000
4000
2000
0
0
200
400
600
800
1000
1200

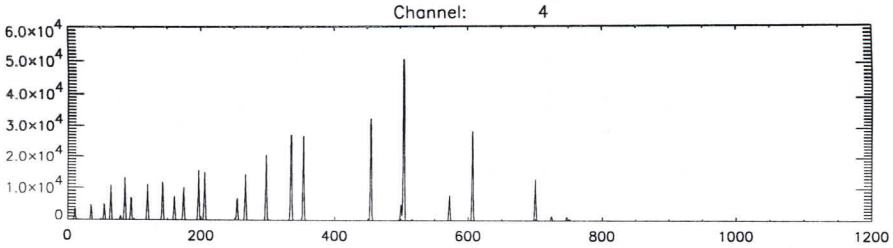
Channel: 4
6.0x10^4
5.0x10^4
4.0x10^4
3.0x10^4
2.0x10^4
1.0x10^4
0
0
200
400
600
800
1000
1200

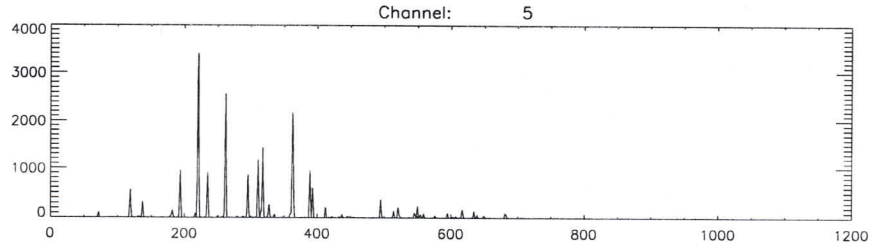
Channel: 5
4000
3000
2000
1000
0
0
200
400
600
800
1000
1200

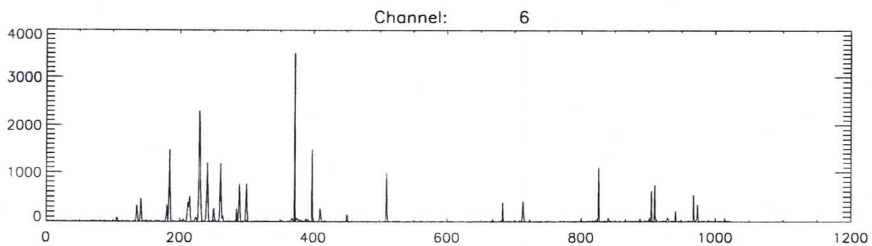
Channel: 6
4000
3000
2000
1000
0
0
200
400
600
800
1000
1200

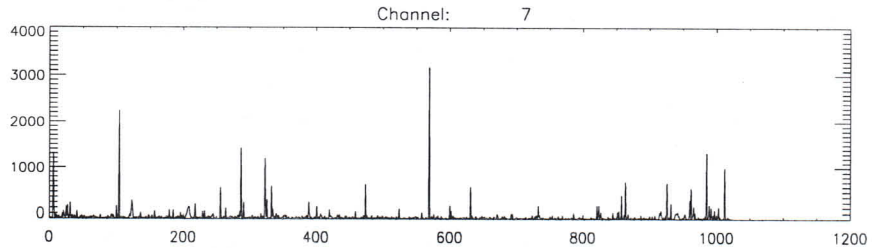
Channel: 7
4000
3000
2000
1000
0
0
200
400
600
800
1000
1200

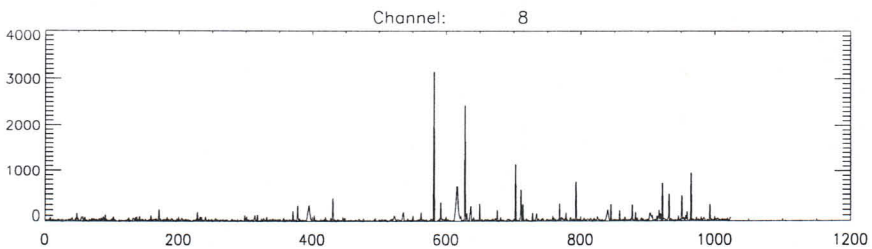
Channel: 8
4000
3000
2000
1000
0
0
200
400
600
800
1000
1200

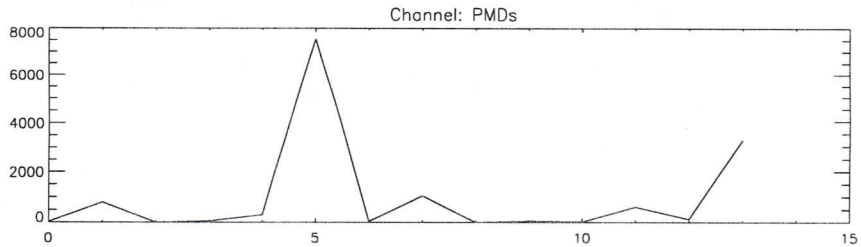
Channel: PMDs
8000
6000
4000
2000
0
0
5
10
15

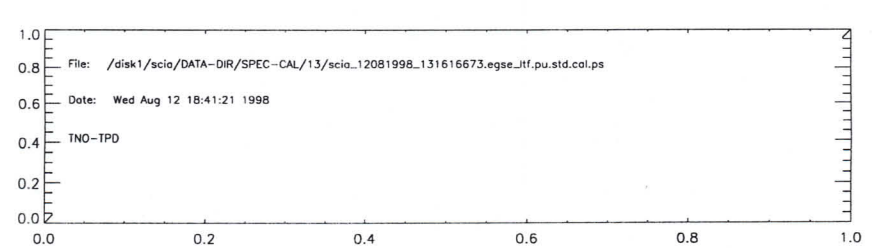
1.0
0.8
0.6
0.4
0.2
0.0
File: /disk1/scia/DATA-DIR/SPEC-CAL/13/scia_12081998_131616673.egse_itf.pu.std.cal.ps
Date: Wed Aug 12 18:41:21 1998
TNO-TPD
0.0
0.2
0.4
0.6
0.8
1.0

```
time       = Wed Aug 12 18:41:28 1998
batch      = du
Start TOD = Wed 12-Aug-98 13:16:41
End   TOD = Wed 12-Aug-98 13:17:41
Processing= computation of average, standard dev. and rel.standard dev.
```

```
time       = Wed Aug 12 18:41:22 1998
batch      = pu
Start TOD = Wed 12-Aug-98 13:16:16
End   TOD = Wed 12-Aug-98 13:16:41
Processing= computation of average, standard dev. and rel.standard dev.
```

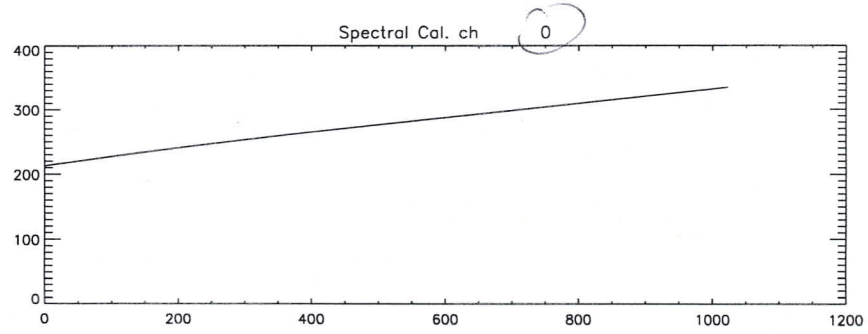
Spectral Cal. ch 0
400
300
200
100
0
0
200
400
600
800
1000
1200

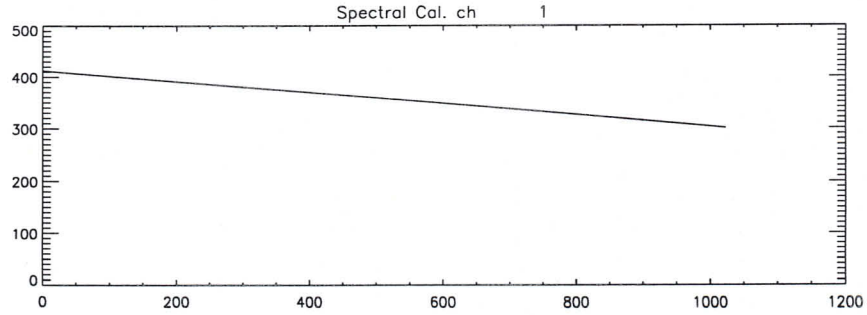
Spectral Cal. ch 1
500
400
300
200
100
0
0
200
400
600
800
1000
1200

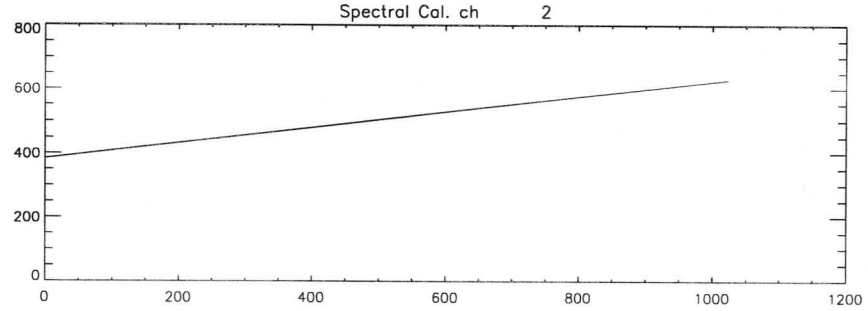
Spectral Cal. ch 2
800
600
400
200
0
0
200
400
600
800
1000
1200

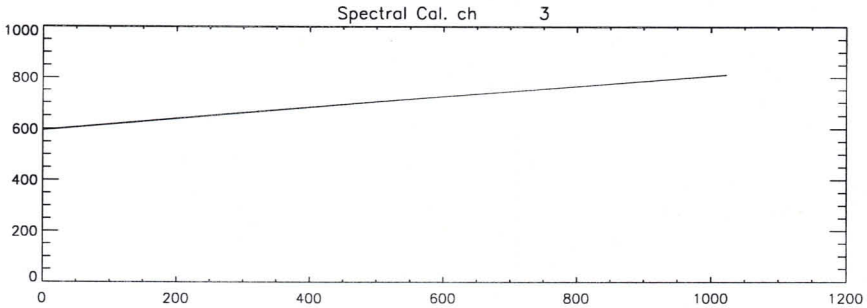
Spectral Cal. ch 3
1000
800
600
400
200
0
0
200
400
600
800
1000
1200

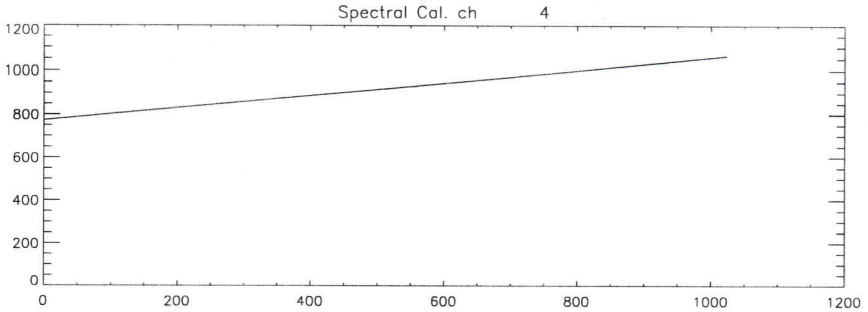
Spectral Cal. ch 4
1200
1000
800
600
400
200
0
0
200
400
600
800
1000
1200

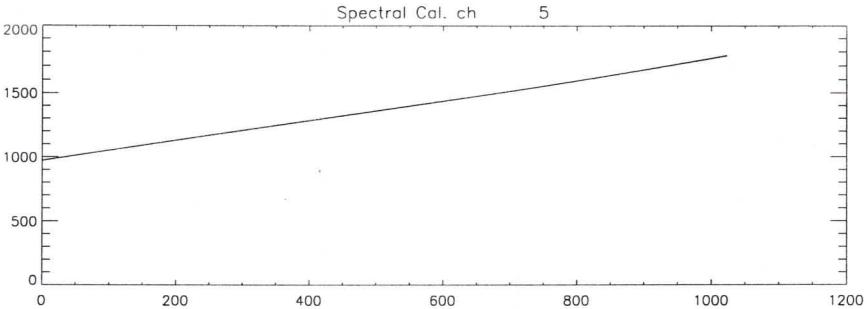
Spectral Cal. ch 5
2000
1500
1000
500
0
0
200
400
600
800
1000
1200

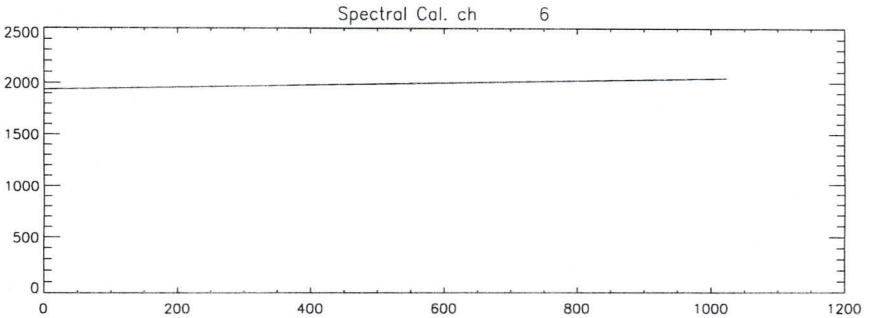
Spectral Cal. ch 6
2500
2000
1500
1000
500
0
0
200
400
600
800
1000
1200

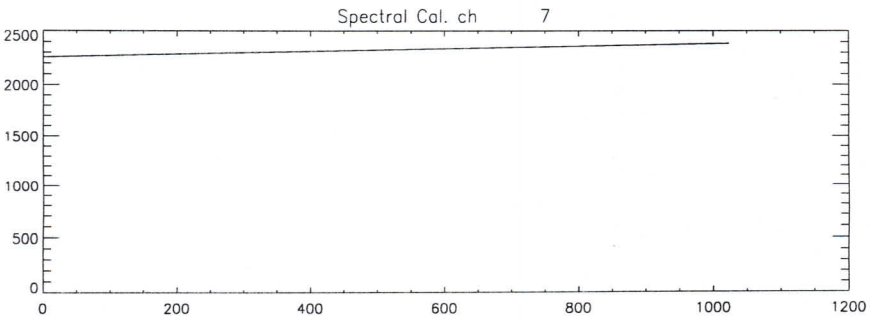
Spectral Cal. ch 7
2500
2000
1500
1000
500
0
0
200
400
600
800
1000
1200

Version: 0.1
Input files:

/disk1/scia/DATA-DIR/SPEC-CAL/13/scia_12081998_131616673.egse_ltf.du.avg.cal
 and

/disk1/scia/DATA-DIR/SPEC-CAL/13/scia_12081998_131616673.egse_ltf.pu.avg.cal
Action:
Spectral calibration
PPG correction filename used: /disk1/scia/DATA-DIR/CORR/latest/ppg.cal
ETALON correction filename used: /disk1/scia/DATA-DIR/CORR/latest/etalon.cal
PIXEL correction filename used: /disk1/scia/DATA-DIR/CORR/latest/dead_bad.pix
WL correction filename used: /disk1/scia/DATA-DIR/CORR/latest/wl.data
STRAYLIGHT correction filename used: /disk1/scia/DATA-DIR/CORR/latest/stray.da
Coefficients in file /disk1/scia/DATA-DIR/SPEC-CAL/13/scia_12081998_131616673.
Processing time: Wed Aug 12 18:52:23 1998
Output file name:
/disk1/scia/DATA-DIR/SPEC-CAL/13/scia_12081998_131616673.egse_ltf.du.avg.cal.w

Formal Run of Measurement

(Measurement ID) WLS_INT

Request for Actual Status		(cross out entries that are **not** requested.)
Request for Modification		(fill in only entries to be modified)
Request for Run	X	(no entries = run based on actual default settings)

Step §11.1

Scanner Positions

Azimuth	+45.00	deg
Elevation	+10.523	deg

Timeline for each Data Acquisition Period during Measurement

	1	2	3	4	5	6	7	8	9	10
State ID	44	45	V							
Repetitions	1	1	V							

State Parameters for States used in Timeline (State ID must be given)

Channel	PET [s] or H#	Co-Adding	PET [s] or H#	Co-Adding	PET [s] or H#	Co-Adding	PET [s] or H#	Co-Adding
1a	4	1						
1b	4	1						
2b	0.5	8						
2a	0.5	8						
3	0.125	32						
4	0,0625	64						
5	0,0625	64						
6	H8	64						
7	H7	64						
8	H8	64						
State ID								

Stimuli Settings for Existing Blocks in Measurement

Block No	Stimuli Setup ID	PPC [deg]	Polarizer [deg]	Shutter open/close	Acquisition Time [s]	Lambda [nm] Start	Stop	Step	Repetition Factor	Message	OS Setup Time [s]
1	-1						0	0	1	Q4	0

Measurement Data Description

Test Purpose	WIO 25
Remark	Interval WLS
Data Directory	0724

Signatures

	Date	Signature
Issued	12/8/98	
< Performed	12/8/98	

STEP	ACTION	RESULT	MARKER
Intro	Your name: Date:	Ralph Smul 12-0-98	
	What's the name of the (main) data input files generated by the EGSE? (*.dat)	scia-12081998-13304 7857	(A)
	Setup a three-window configuration on your SUN.		See course descr.
Cnstr directory	`cd ~/DATA-DIR/WLS ; ls -l` highest number in directory?	9	Note: In window DATA-DIR (B)
	New directory: `mkdir <B+1>` `ls -l` What's now the highest number in directory? <C> should be <B> + 1 directory name is:	10 (Y) / N ~/DATA-DIR/WLS/<C>	(Do this only when you haven't already a directory with the source file for PPG purposes.) (C) (DIR-NAME)
Copy data	See Analysis sheet: Transfer Data File	(Y) / N	In DATA-DIR window
Cnstr correction directory	`ls -l ~/DATA-DIR/CORR` If there isn't a subdirectory corresponding to the current date, then construct a CORRECTION directory (see: analysis sheet Construct CORR directory). What is the valueof the correction subdirectory corresponding to the current date.	120898b	In DATA-DIR Window
	When running the ETALON analysis, you will be asked to select this direcotory when storing the resulting ETALON correction file.		

Note: In window DATA-DIR; your current directory should be ~/DATA-DIR/WLS/<C >; don't forget the dot !!! May take more than 15 mins.

Cnstr EGSE_LTF

`cal_raw2ltf .` (Error messages are not necessarily fatal; check with SOLAN --in solan window-- whether output file is okay: there should be a signal present, and `dremark1` labels should be filled)

`ls -l *.egse_ltf`

What's the name of the egse_ltf file _____ (D)

`<D> should be <A>.egse_ltf` (Y) / N

Cnstr CAL files

`idl run_averscia` (and select file <D> when asked)

Note: In window IDL

In DATA-DIR window

Check CAL files

Dark files:

`ls -l *du*.avg.cal`

size: 145998

should be approx 150Kb

White light file:

`ls -l *wu*.avg.cal`

gu.

size: 145998

should be approx 150Kb

Note: all files should be present, if not:
(a) Check file <D> using SOLAN and check whether DU, WS and WP labels are present in dremark1 labels
(b) Check if enough disk space is available (Unix command `df -k | more`).

Print postscript

Print postscript files:

`lpr -P<printer> *.ps`

Contents dark file `*du*.avg.cal.ps` should be approx. constant within channels: (Y) / N

Contents of file `*uw*.avg.cal.ps` should resemble white light source: (Y) / N

	Contents of `*rel_std*.ps` files should be smaller than 0.01 (pixel 300 -- 800) for all channels. If not, value is:	(Y) / N _____
	Add postscript images to logbook, done	(Y) / N
Print logfiles	`lpr -P<printer> *.log`	
	Add logfiles to logbook, done	(Y) / N

ETALON processing		(*)	
Run ETALON	`idl do_etalon`		In IDL window
Check ETALON	`ls -l <DIR-NAME>/*`		In DATA-DIR window should be approx 150Kb
	Size of file `*.du*.avg.cal.etalon.cal`	14998	
Check ETALON visually	`lpr -P<printer> *.du*.avg.cal.etalon.cal.ps`		
	Value of ETALON should show only a small variation around 1.0 (like noise).	(Y) / N	
	Add postscript images to logbook, done	(Y) / N	
Print logfiles	`lpr -P<printer> *.du*.avg.cal.etalon.cal.log`		
	Add logfiles to logbook, done	(Y) / N	

(*) When asked a file containing reference WLS spectrum (START_OF_CAL) select the right subdirectory START_OF_CAL_WARM or START_OF_CAL_COLD. (depending on detector temps. if using an external lamp use: EXTERN-STARTOF_CAL-COLD OR EXTERN-START_OF_CAL_WARM

Back up	Create 3 sets of backup CDs of directory <DIR-NAME> (One CD has a capacity of 600 Mbytes, the UNIX command `/usr/bin/du -k .` gives the number of kilo bytes in the current directory). Name of backup CDs	backed up on tpdeco//mod_mnt// WLS//0	See analysis sheet BackUp

Sign:	Name	Ralph Smul

Date and time 12-8-98, 15:10 UTC
Signature RS

STEP	ACTION	RESULT	MARKER
Intro	Your name: Date:	Ralph Snel 12-8-98	
	What's the name of the (main) data input files that you want to store on the SUN named `scia6`?	scia-12081998-13047857	(A)
	Setup a three-window configuration on your SUN.	WLS/10	See course descr.
Do Transfer	Be sure that you are in the directory you want your files in ftp <internet-address>, where you can find the address of the PC in the file `/etc/hosts` (entry: cdwpc). The address will also be next to you on paper (most probably). When asked for user, fill in: `anonymous`, when asked for an email address, fill in your email address on TPD. Set in binary: `binary` `mget *` (and return `y` to every file). `bye`		In DATA-DIR window In DATA window Approx. 140 kB

Sign:		
	Name	Ralph Snel
	Date and time	12-8-98, 14:35 UTC
	Signature	RS

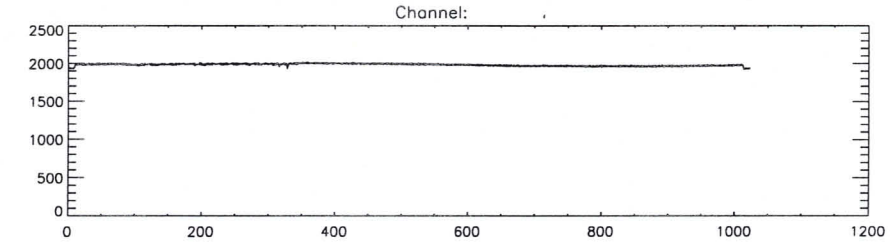
Channel:
2500
2000
1500
1000
500
0
0
200
400
600
800
1000
1200

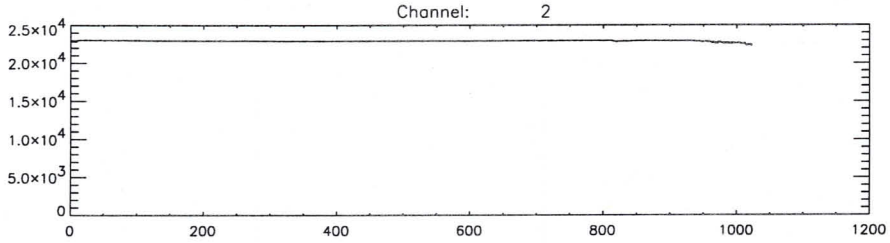
Channel: 2
2.5×10^4
2.0×10^4
1.5×10^4
1.0×10^4
5.0×10^3
0
0
200
400
600
800
1000
1200

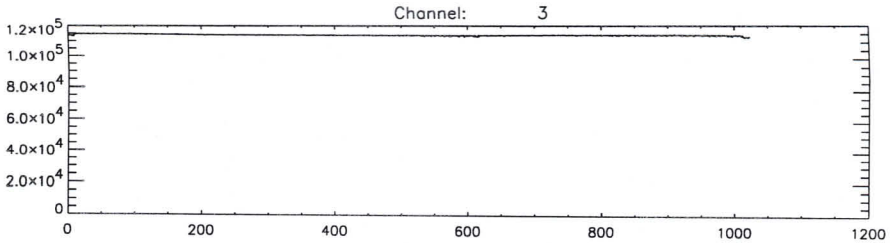
Channel: 3
1.2×10^5
1.0×10^5
8.0×10^4
6.0×10^4
4.0×10^4
2.0×10^4
0
0
200
400
600
800
1000
1200

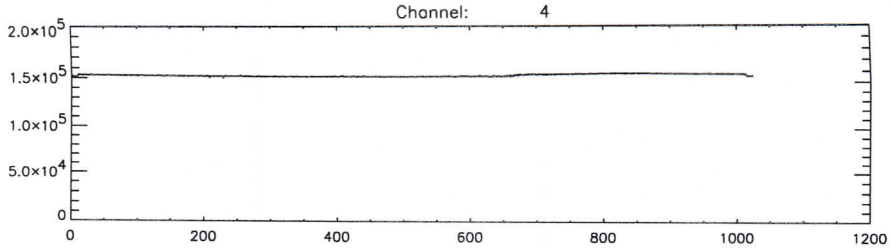
Channel: 4
2.0×10^5
1.5×10^5
1.0×10^5
5.0×10^4
0
0
200
400
600
800
1000
1200

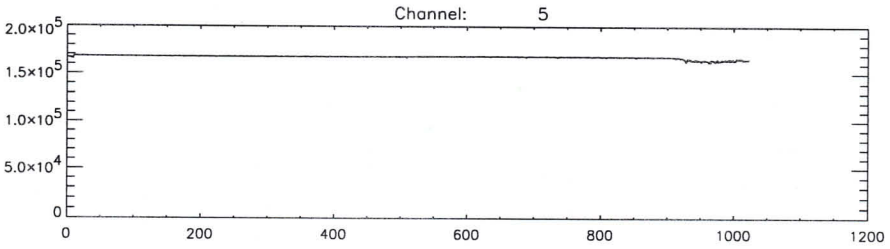
Channel: 5
2.0×10^5
1.5×10^5
1.0×10^5
5.0×10^4
0
0
200
400
600
800
1000
1200

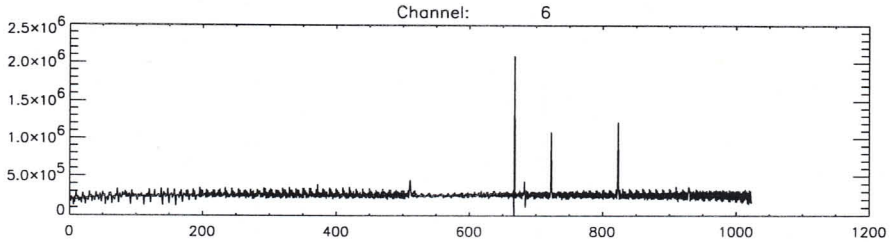
Channel: 6
2.5×10^6
2.0×10^6
1.5×10^6
1.0×10^6
5.0×10^5
0
0
200
400
600
800
1000
1200

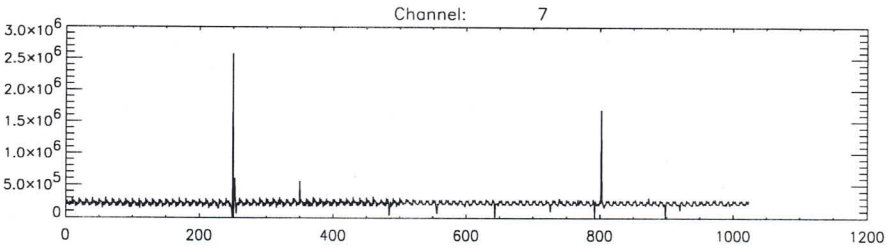
Channel: 7
3.0×10^6
2.5×10^6
2.0×10^6
1.5×10^6
1.0×10^6
5.0×10^5
0
0
200
400
600
800
1000
1200

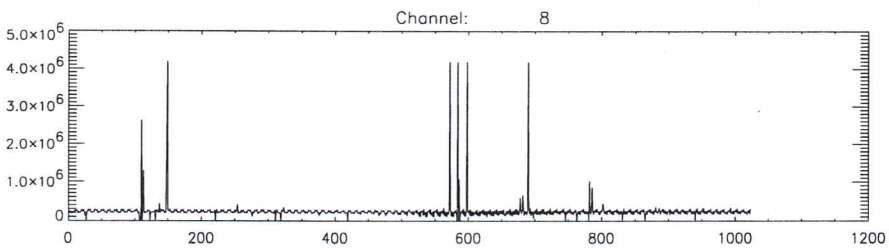
Channel: 8
5.0×10^6
4.0×10^6
3.0×10^6
2.0×10^6
1.0×10^6
0
0
200
400
600
800
1000
1200

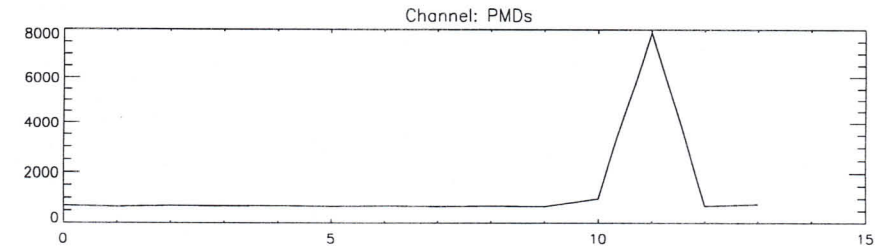
Channel: PMDs
8000
6000
4000
2000
0
0
5
10
15

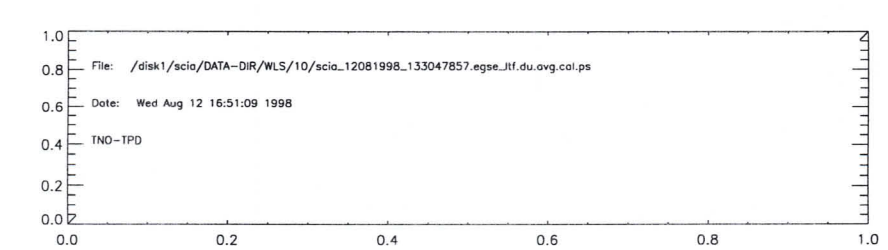
File: /disk1/scia/DATA-DIR/WLS/10/scia_12081998_133047857.egse_ltf.du.avg.cal.ps
Date: Wed Aug 12 16:51:09 1998
TNO-TPD
1.0
0.8
0.6
0.4
0.2
0.0
0.0
0.2
0.4
0.6
0.8
1.0

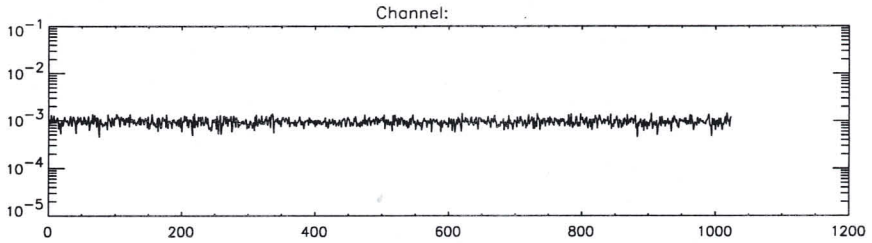
Channel:

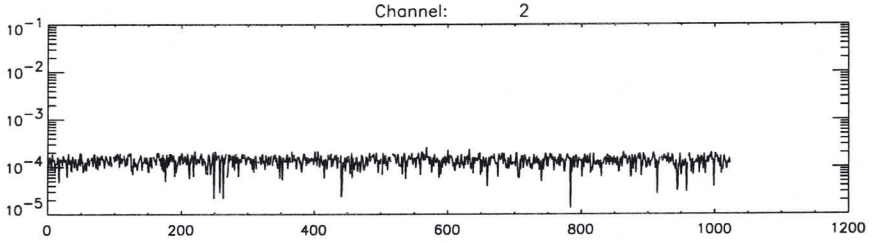
Channel: 2

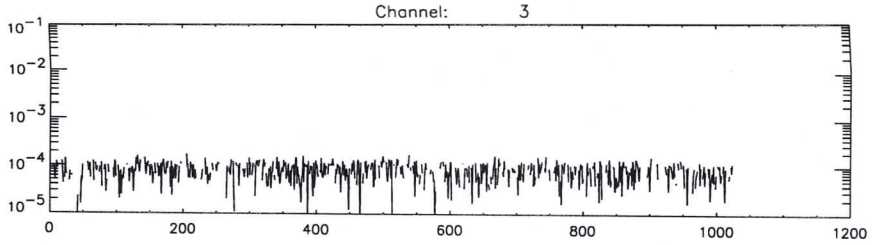
Channel: 3

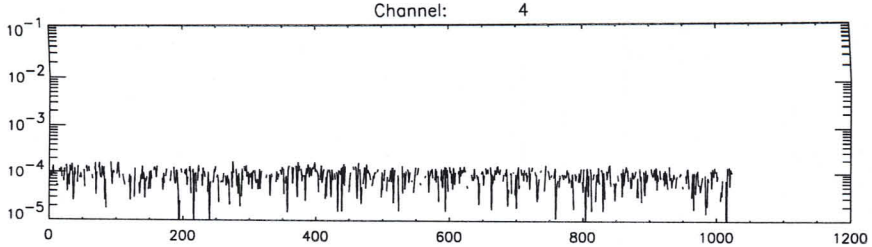
Channel: 4

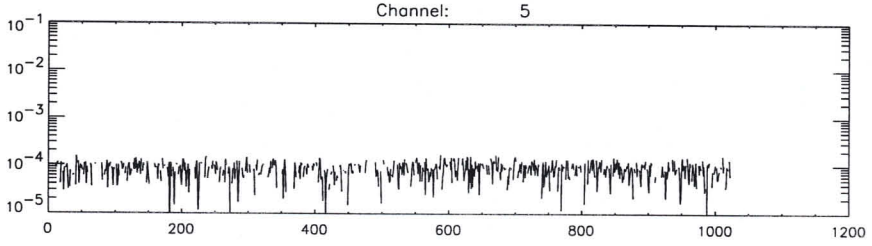
Channel: 5

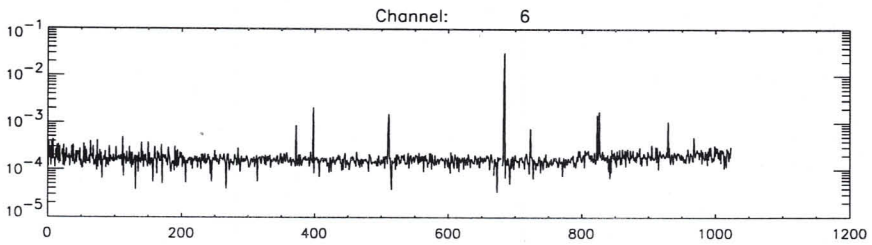
Channel: 6

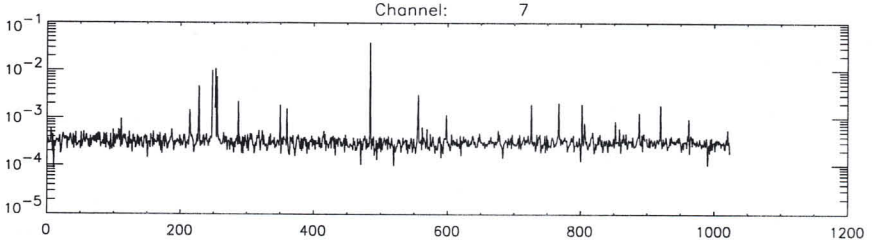
Channel: 7

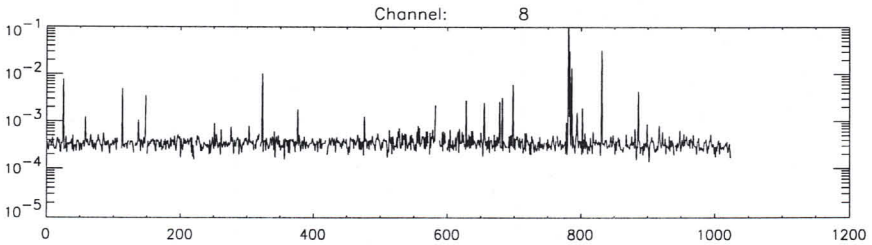
Channel: 8

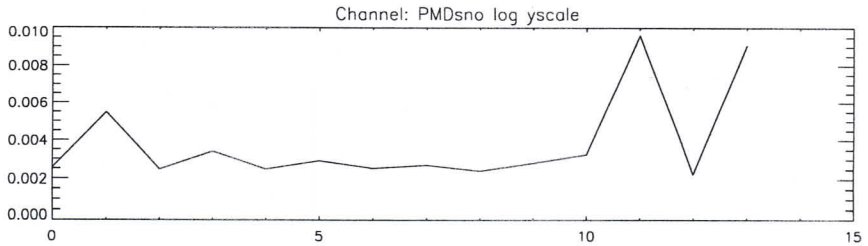
Channel: PMDsno log yscale

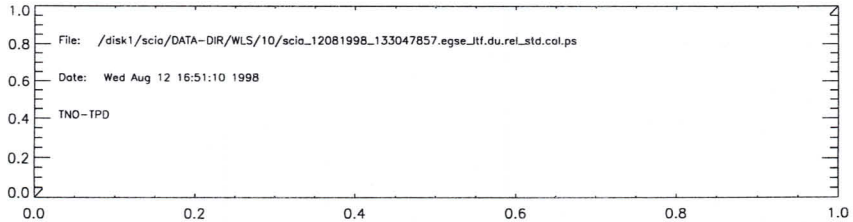
File: /disk1/scia/DATA-DIR/WLS/10/scia_12081998_133047857.egse_ltf.du.rel_std.cal.ps
Date: Wed Aug 12 16:51:10 1998
TNO-TPD

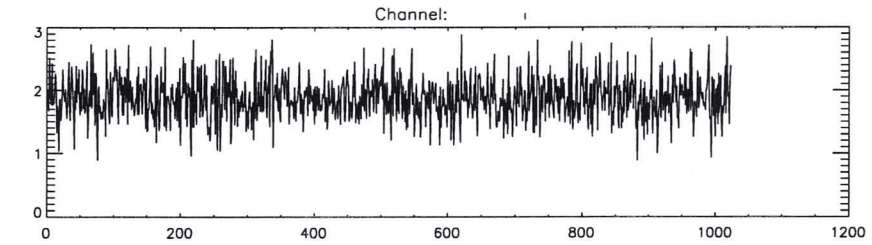
Channel:

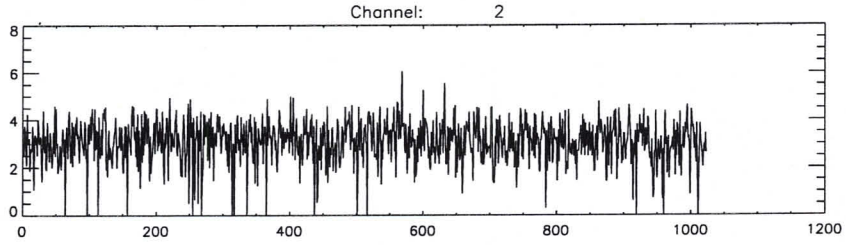
Channel: 2

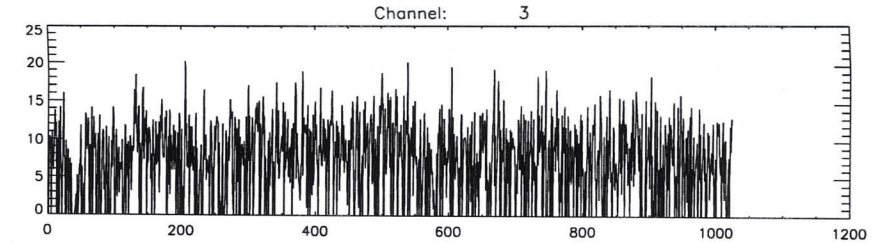
Channel: 3

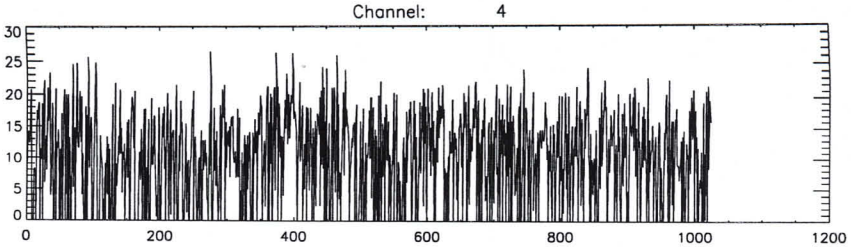
Channel: 4

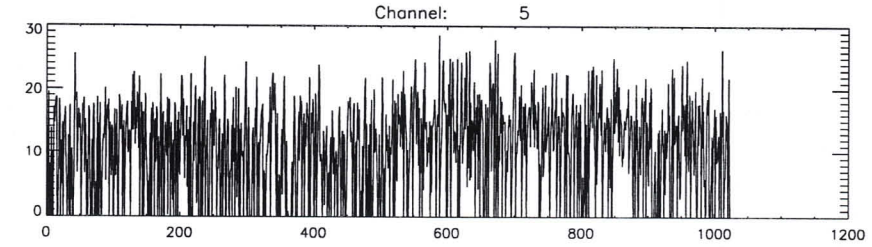
Channel: 5

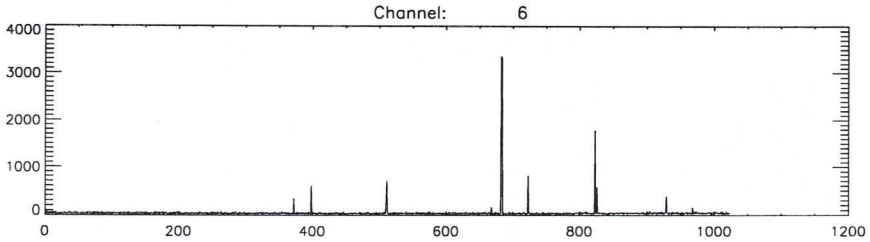
Channel: 6

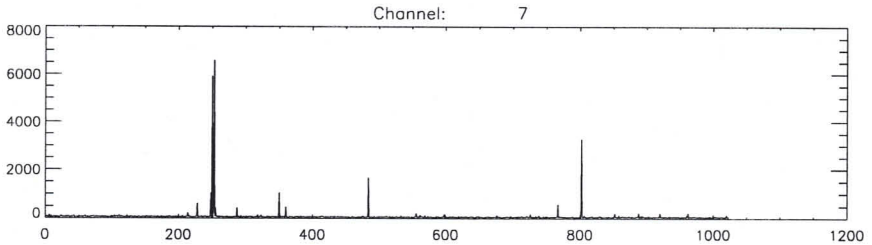
Channel: 7

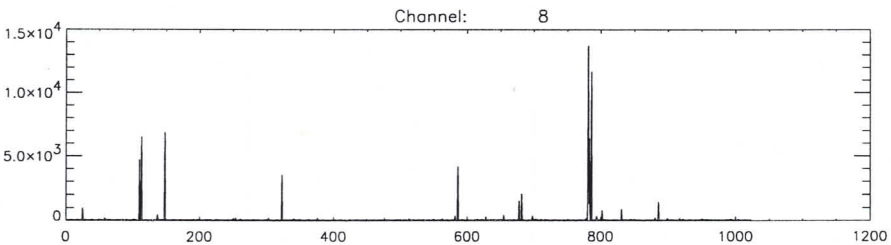
Channel: 8

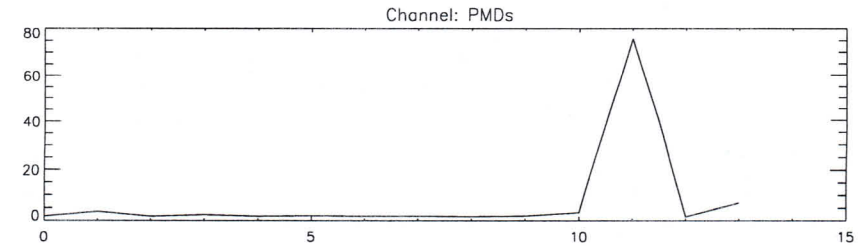
Channel: PMDs

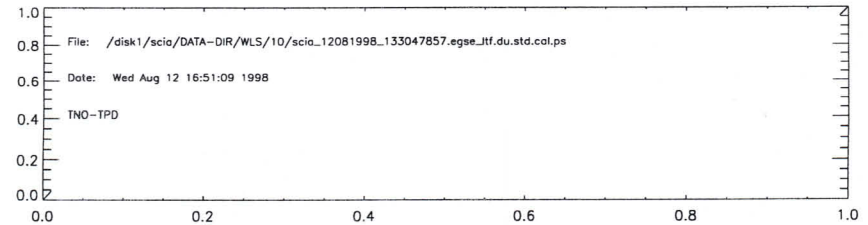
File: /disk1/scia/DATA-DIR/WLS/10/scia_12081998_133047857.egse_itf.du.std.cal.ps
Date: Wed Aug 12 16:51:09 1998
TNO-TPD

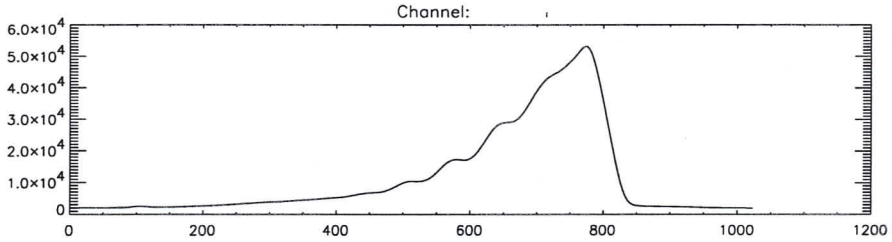
Channel:
6.0x10^4
5.0x10^4
4.0x10^4
3.0x10^4
2.0x10^4
1.0x10^4
0
0
200
400
600
800
1000
1200

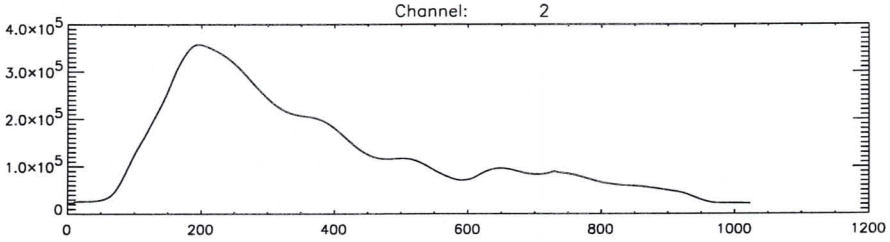
Channel: 2
4.0x10^5
3.0x10^5
2.0x10^5
1.0x10^5
0
0
200
400
600
800
1000
1200

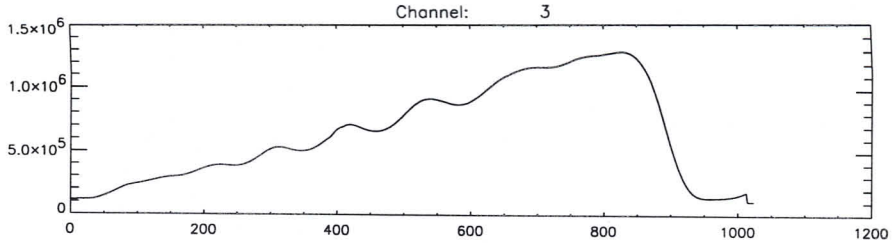
Channel: 3
1.5x10^6
1.0x10^6
5.0x10^5
0
0
200
400
600
800
1000
1200

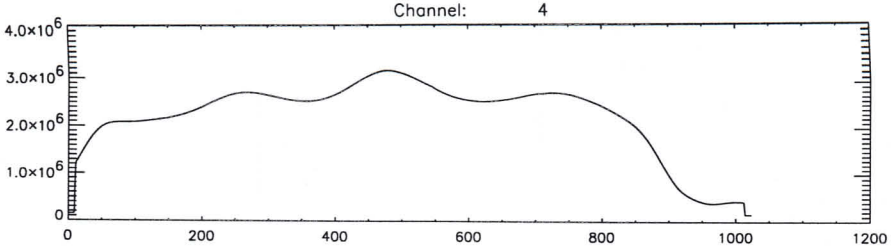
Channel: 4
4.0x10^6
3.0x10^6
2.0x10^6
1.0x10^6
0
0
200
400
600
800
1000
1200

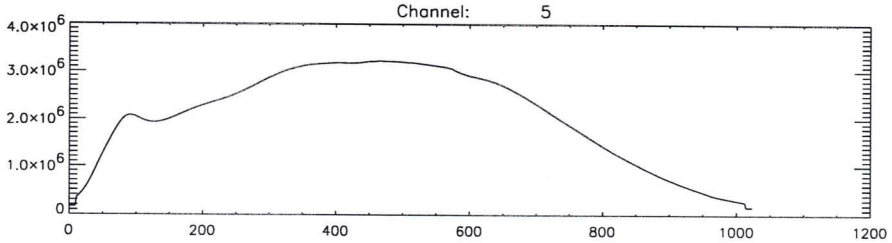
Channel: 5
4.0x10^6
3.0x10^6
2.0x10^6
1.0x10^6
0
0
200
400
600
800
1000
1200

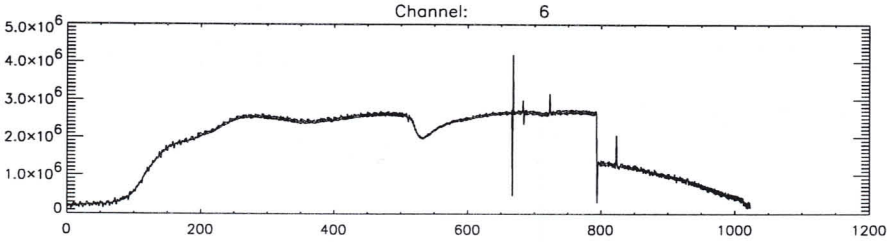
Channel: 6
5.0x10^6
4.0x10^6
3.0x10^6
2.0x10^6
1.0x10^6
0
0
200
400
600
800
1000
1200

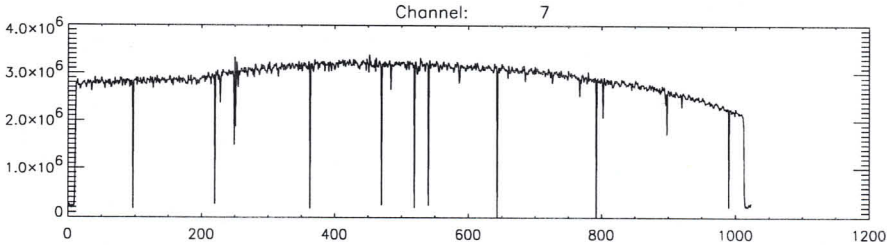
Channel: 7
4.0x10^6
3.0x10^6
2.0x10^6
1.0x10^6
0
0
200
400
600
800
1000
1200

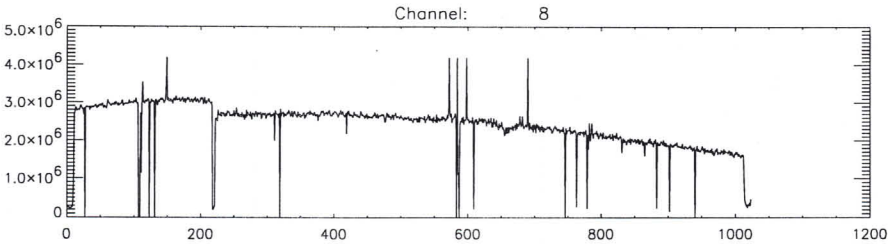
Channel: 8
5.0x10^6
4.0x10^6
3.0x10^6
2.0x10^6
1.0x10^6
0
0
200
400
600
800
1000
1200

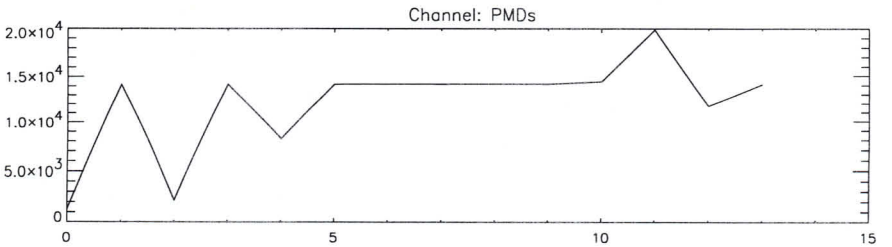
Channel: PMDs
2.0x10^4
1.5x10^4
1.0x10^4
5.0x10^3
0
0
5
10
15

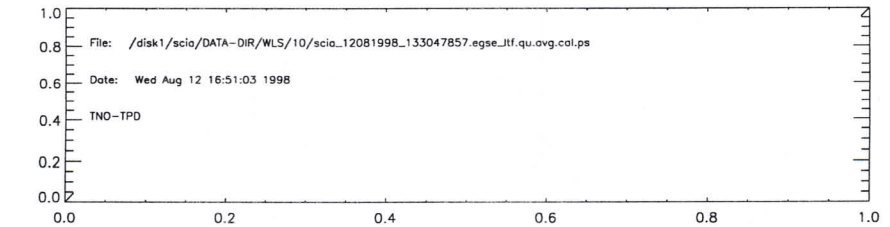
File: /disk1/scia/DATA-DIR/WLS/10/scia_12081998_133047857.egse_itf.qu.avg.cal.ps
Date: Wed Aug 12 16:51:03 1998
TNO-TPD
1.0
0.8
0.6
0.4
0.2
0.0
0.0
0.2
0.4
0.6
0.8
1.0

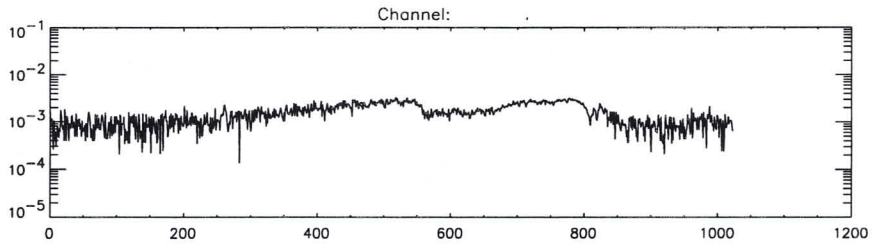
Channel:
10^{-1}
10^{-2}
10^{-3}
10^{-4}
10^{-5}
0
200
400
600
800
1000
1200

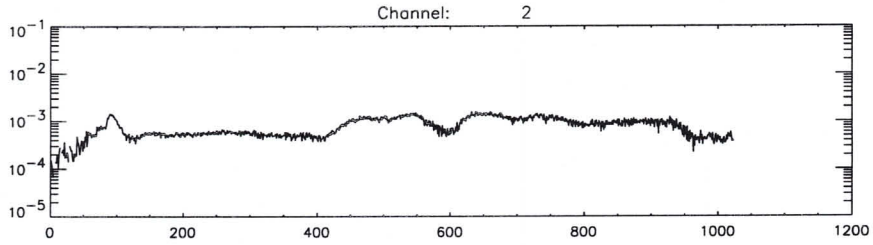
Channel: 2
10^{-1}
10^{-2}
10^{-3}
10^{-4}
10^{-5}
0
200
400
600
800
1000
1200

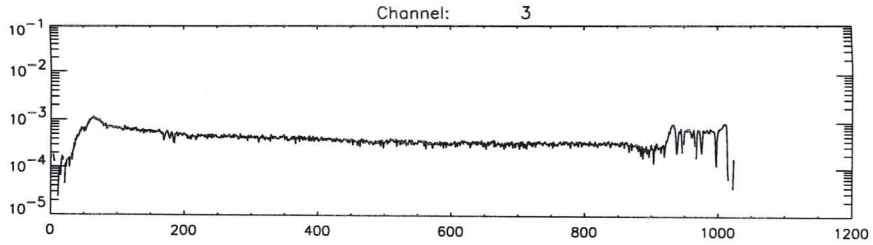
Channel: 3
10^{-1}
10^{-2}
10^{-3}
10^{-4}
10^{-5}
0
200
400
600
800
1000
1200

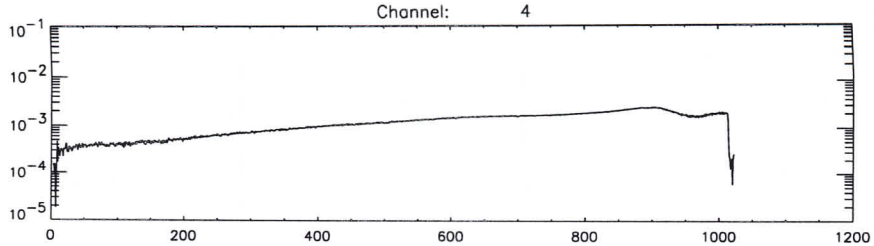
Channel: 4
10^{-1}
10^{-2}
10^{-3}
10^{-4}
10^{-5}
0
200
400
600
800
1000
1200

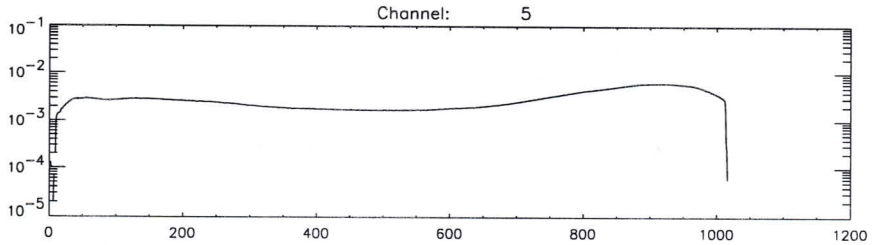
Channel: 5
10^{-1}
10^{-2}
10^{-3}
10^{-4}
10^{-5}
0
200
400
600
800
1000
1200

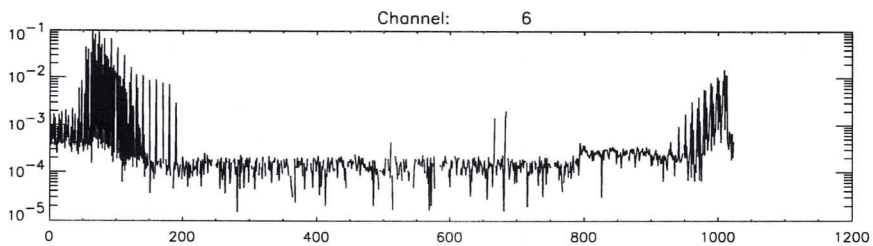
Channel: 6
10^{-1}
10^{-2}
10^{-3}
10^{-4}
10^{-5}
0
200
400
600
800
1000
1200

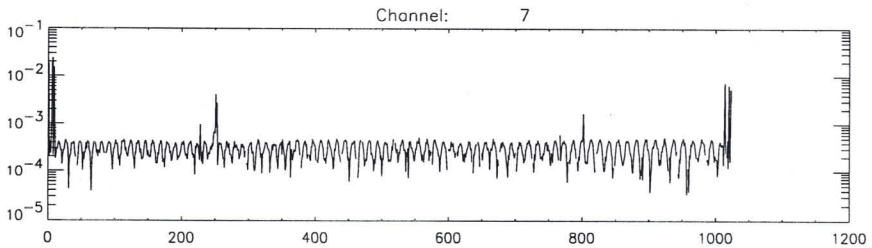
Channel: 7
10^{-1}
10^{-2}
10^{-3}
10^{-4}
10^{-5}
0
200
400
600
800
1000
1200

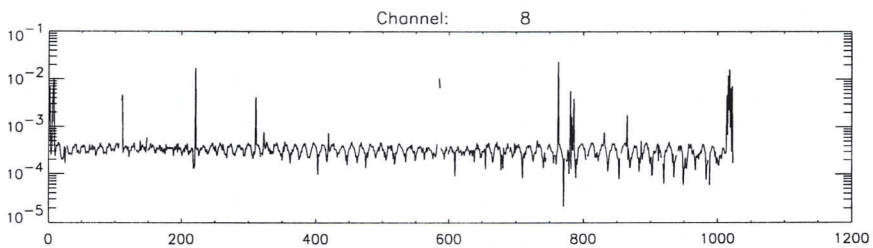
Channel: 8
10^{-1}
10^{-2}
10^{-3}
10^{-4}
10^{-5}
0
200
400
600
800
1000
1200

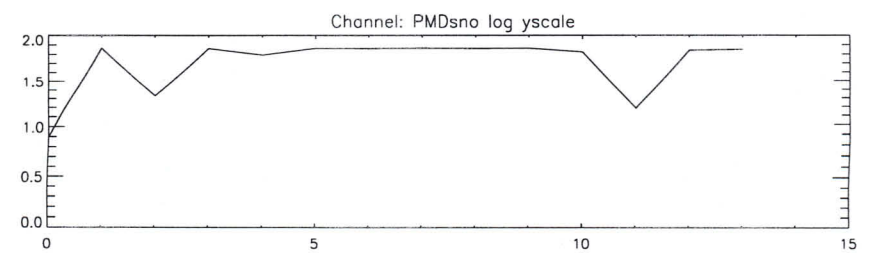
Channel: PMDsno log yscale
2.0
1.5
1.0
0.5
0.0
0
5
10
15

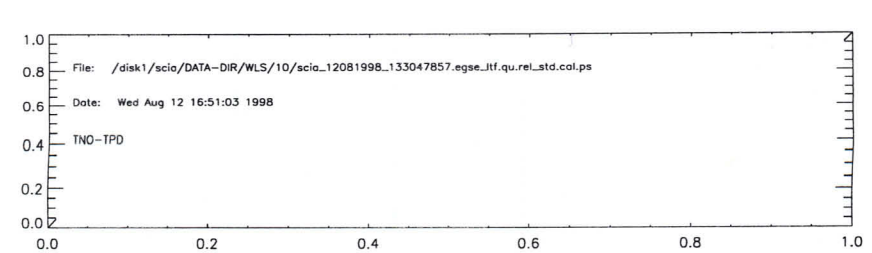
1.0
0.8
0.6
0.4
0.2
0.0
File: /disk1/scia/DATA-DIR/WLS/10/scia_12081998_133047857.egse_itf.qu.rel_std.cal.ps
Date: Wed Aug 12 16:51:03 1998
TNO-TPD
0.0
0.2
0.4
0.6
0.8
1.0

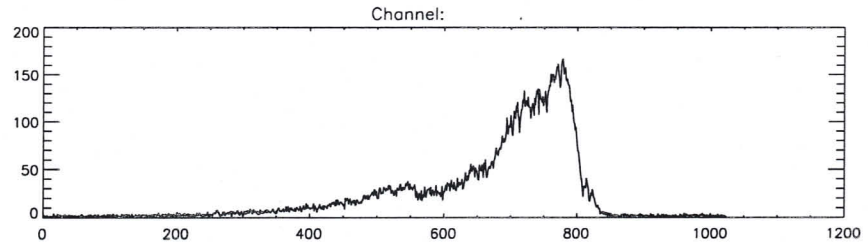
Channel:

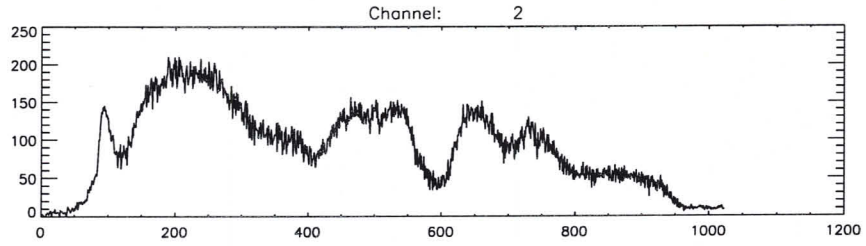
Channel: 2

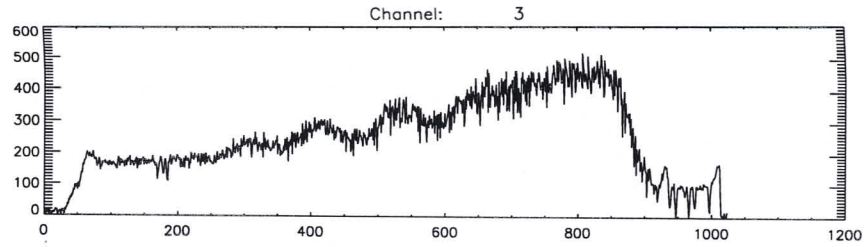
Channel: 3

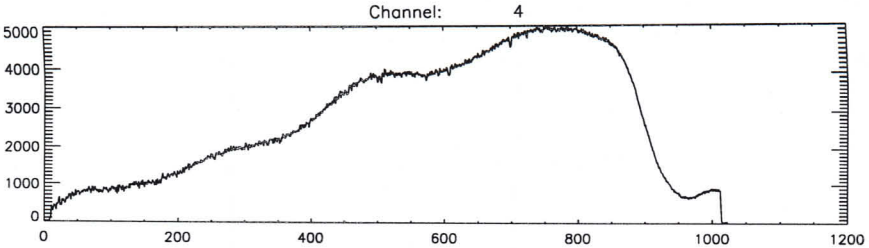
Channel: 4

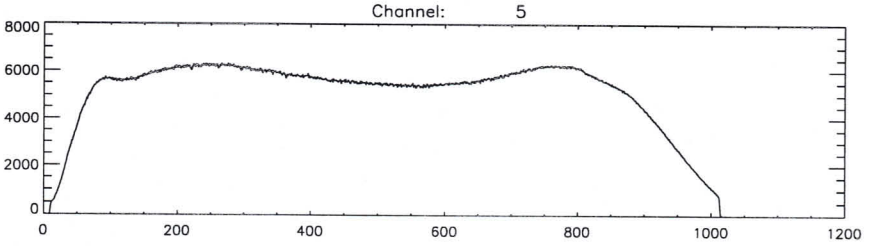
Channel: 5

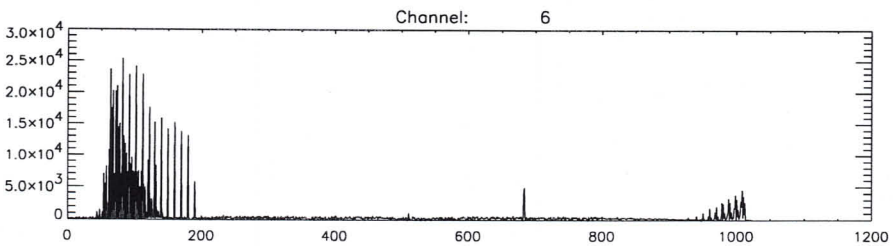
Channel: 6

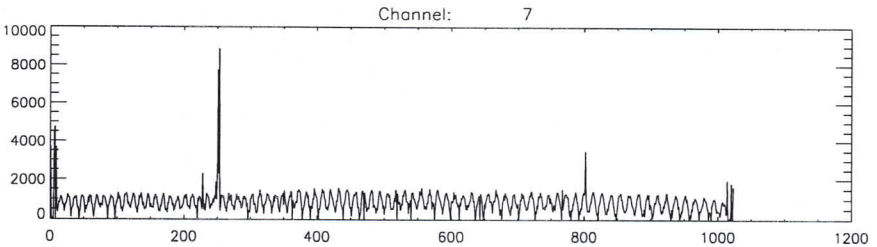
Channel: 7

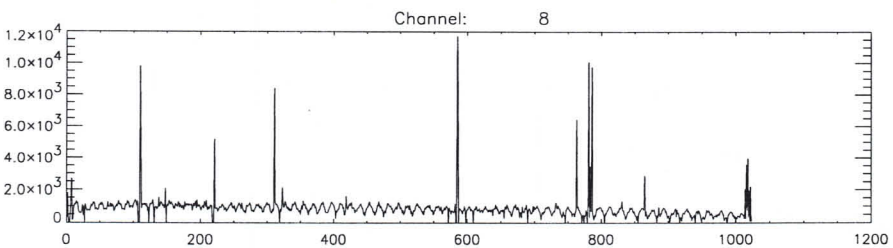
Channel: 8

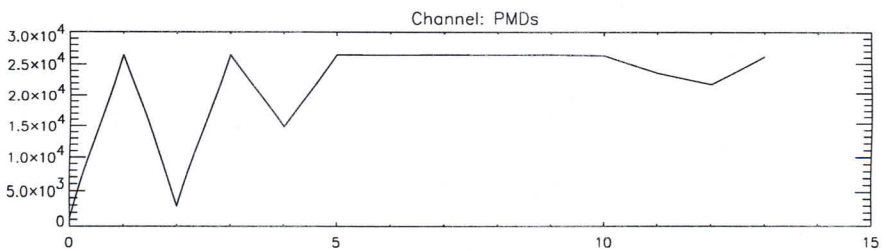
Channel: PMDs

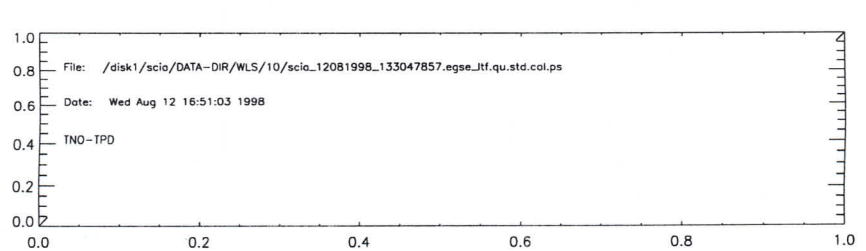
File: /disk1/scia/DATA-DIR/WLS/10/scia_12081998_133047857.egse_ltf.qu.std.col.ps
Date: Wed Aug 12 16:51:03 1998
TNO-TPD

```
time       = Wed Aug 12 16:51:10 1998
batch      = du
Start TOD = Wed 12-Aug-98 13:31:13
End   TOD = Wed 12-Aug-98 13:32:13
Processing= computation of average, standard dev. and rel.standard dev.
```

```
time       = Wed Aug 12 16:51:03 1998
batch      = qu
Start TOD = Wed 12-Aug-98 13:30:47
End   TOD = Wed 12-Aug-98 13:31:13
Processing= computation of average, standard dev. and rel.standard dev.
```

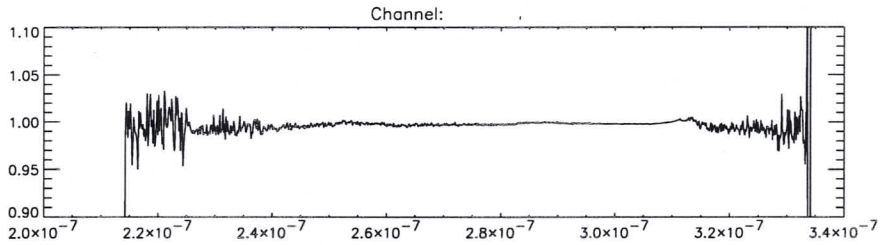
Channel:
1.10
1.05
1.00
0.95
0.90
2.0×10⁻⁷
2.2×10⁻⁷
2.4×10⁻⁷
2.6×10⁻⁷
2.8×10⁻⁷
3.0×10⁻⁷
3.2×10⁻⁷
3.4×10⁻⁷

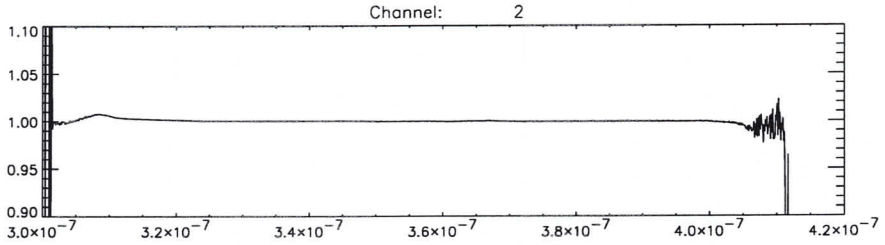
Channel: 2
1.10
1.05
1.00
0.95
0.90
3.0×10⁻⁷
3.2×10⁻⁷
3.4×10⁻⁷
3.6×10⁻⁷
3.8×10⁻⁷
4.0×10⁻⁷
4.2×10⁻⁷

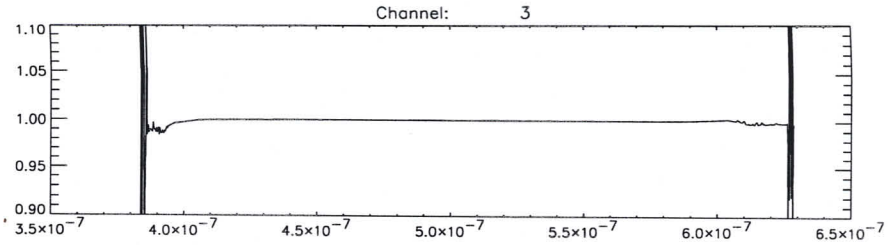
Channel: 3
1.10
1.05
1.00
0.95
0.90
3.5×10⁻⁷
4.0×10⁻⁷
4.5×10⁻⁷
5.0×10⁻⁷
5.5×10⁻⁷
6.0×10⁻⁷
6.5×10⁻⁷

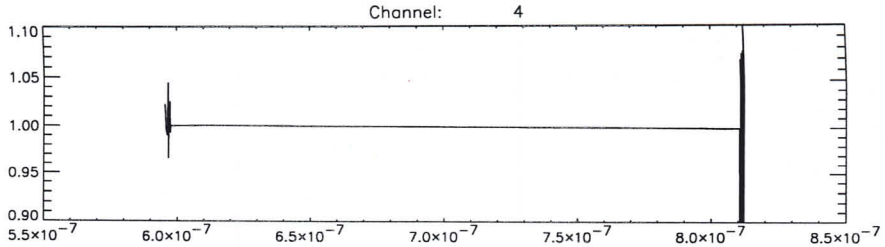
Channel: 4
1.10
1.05
1.00
0.95
0.90
5.5×10⁻⁷
6.0×10⁻⁷
6.5×10⁻⁷
7.0×10⁻⁷
7.5×10⁻⁷
8.0×10⁻⁷
8.5×10⁻⁷

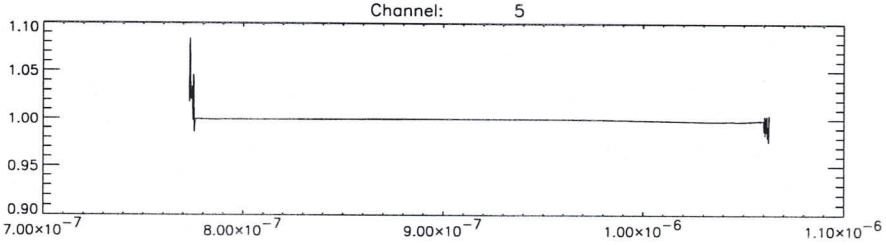
Channel: 5
1.10
1.05
1.00
0.95
0.90
7.00×10⁻⁷
8.00×10⁻⁷
9.00×10⁻⁷
1.00×10⁻⁶
1.10×10⁻⁶

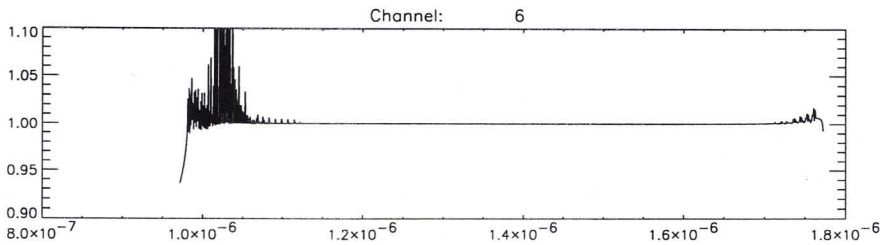
Channel: 6
1.10
1.05
1.00
0.95
0.90
8.0×10⁻⁷
1.0×10⁻⁶
1.2×10⁻⁶
1.4×10⁻⁶
1.6×10⁻⁶
1.8×10⁻⁶

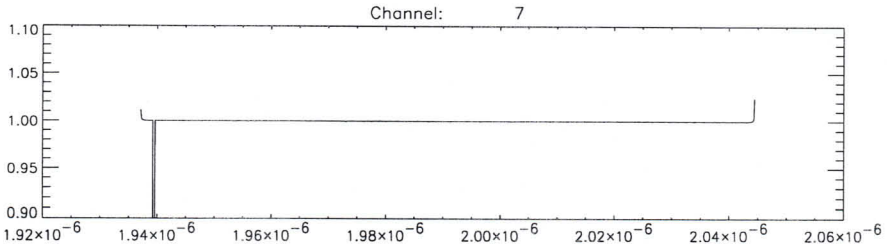
Channel: 7
1.10
1.05
1.00
0.95
0.90
1.92×10⁻⁶
1.94×10⁻⁶
1.96×10⁻⁶
1.98×10⁻⁶
2.00×10⁻⁶
2.02×10⁻⁶
2.04×10⁻⁶
2.06×10⁻⁶

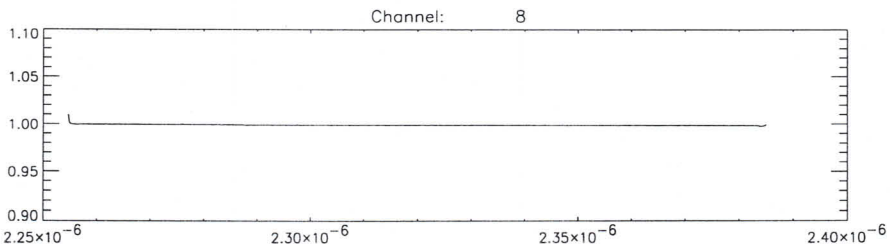
Channel: 8
1.10
1.05
1.00
0.95
0.90
2.25×10⁻⁶
2.30×10⁻⁶
2.35×10⁻⁶
2.40×10⁻⁶

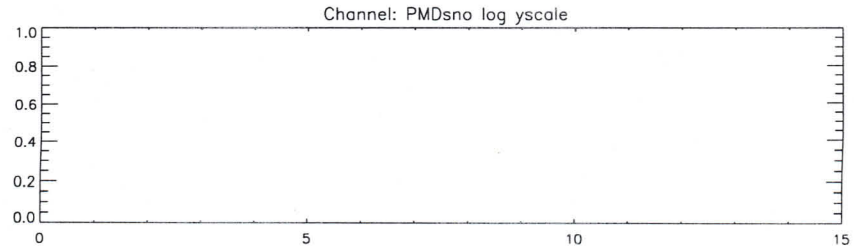
Channel: PMDsno log yscale
1.0
0.8
0.6
0.4
0.2
0.0
0
5
10
15

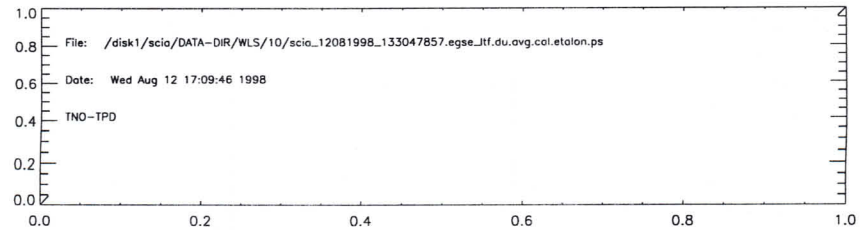
1.0
0.8
0.6
0.4
0.2
0.0
File: /disk1/scia/DATA-DIR/WLS/10/scia_12081998_133047857.egse_itf.du.avg.col.etalon.ps
Date: Wed Aug 12 17:09:46 1998
TNO-TPD
0.0
0.2
0.4
0.6
0.8
1.0

Version: 0.1
Input files:

/disk1/scia/DATA-DIR/WLS/10/scia_12081998_133047857.egse_ltf.du.avg.cal and

/disk1/scia/DATA-DIR/WLS/10/scia_12081998_133047857.egse_ltf.qu.avg.cal
Action: Extraction of etalon structure
Processing time: Wed Aug 12 17:09:16 1998
Output file name:
/disk1/scia/DATA-DIR/WLS/10/scia_12081998_133047857.egse_ltf.du.avg.cal.etalon

STEP	ACTION	RESULT	MARKER
Intro	Your name:	Ralph Smal	
	Date:	12-8-98	
	What's the name of the (main) data input files generated by the EGSE? (*.dat)	scia_12081998_13304785?.dat	(A)
	Setup a three-window configuration on your SUN.		See course descr.
Cnstr directory	`cd ~/DATA-DIR/WLS ; ls -l`		Note: In window DATA-DIR
	highest number in directory?	9	(B)
	New directory: `mkdir <B+1>` `ls -l` What's now the highest number in directory?	10	(C)
	<C> should be <B> + 1	(Y) / N	
	directory name is:	`~/DATA-DIR/WLS/<C>`	(DIR-NAME)
Copy data	See Analysis sheet: Transfer Data File	(Y) / N	In DATA-DIR window
Cnstr correction directory	`ls -l ~/DATA-DIR/CORR` If there isn't a subdirectory corresponding to the current date, then construct a CORRECTION directory (see: analysis sheet Construct CORR directory). What is the valueof the correction subdirectory corresponding to the current date. When running the PPG analysis, you will be asked to select this direcotory when storing the resulting PPG correction file.	120898.b	In DATA-DIR window

Cnstr EGSE_LTF	`cal_raw2ltf .` (Error messages are not necessarily fatal; check with SOLAN --in solan window-- whether output file is okay: there should be a signal present, and `dremark1` labels should be filled) `ls -l *.egse_ltf`		Note: In window DATA-DIR; your current directory should be ~/DATA-DIR/WLS/<C>; don't forget the dot !!! May take more than 15 mins.
	What's the name of the egse_ltf file	_____	(D)
	`<D> should be <A>.egse_ltf`	Y / N	
Cnstr CAL files	`idl run_averscia` (and select file <D> when asked)		Note: In window IDL
Check CAL files	Dark files: `ls -l *du*.avg.cal`		
	size:	_____	should be approx 150Kb
	White light file: `ls -l *.wu*.avg.cal`		
	size:	_____	should be approx 150Kb
	Note: all files should be present, if not: (a) Check file <D> using SOLAN and check whether DU, WS and WP labels are present in dremark1 labels (b) Check if enough disk space is available (Unix command `df -k | more`).		
Print postscript	Print postscript files: `lpr -P<printer> *.ps` Contents dark file `*du*.avg.cal.ps` should be approx. constant within channels:	Y / N	
	Contentsof file `*wu*.avg.cal.ps` should resemble white light source:	Y / N	
	Contents of `*rel_std*.ps` files should be smaller than 0.01 (pixel 300 -- 800) for all channels.	Y / N	

	If not, value is:	_____	
	Add postscript images to logbook, done	Y / N	
Print logfiles	`lpr -P<printer> *.log`		
	Add logfiles to logbook, done	Y / N	

PPG processing			
Run PPG	`idl do_ppg`		In IDL window
Check PPG	`ls -l *`		In DATA-DIR Window should be approx 150Kb
	Size of file `*.du*.cal.ppg.cal`	145998	
	Size of file `*.du*.cal.ppg.cal.log`	363	
	Size of file `*.du*.cal.ppg.cal.ps`	145471	
Check PPG visually	`lpr -P<printer> *.du*.cal.ppg.cal.ps`		
	Value of PPG should show only a small variation around 1.0 (like noise).	Y (N)	slopes in spectra visible
	Add postscript images to logbook, done	(Y) / N	
Print logfiles	`lpr -P<printer> *.du*.cal.ppg.cal.log`		
	Add logfiles to logbook, done	(Y) / N	

Back up	Create 3 sets of backup CDs of directory <DIR-NAME> (One CD has a capacity of 600 Mbytes, the UNIX command `/usr/bin/du -k .` gives the number of kilo bytes in the current directory).		See analysis sheet BackUp
	Name of backup CDs	_____	

Sign:	Name	Ralph Snel	
	Date and time	12-8-98, 15:39 UTC	

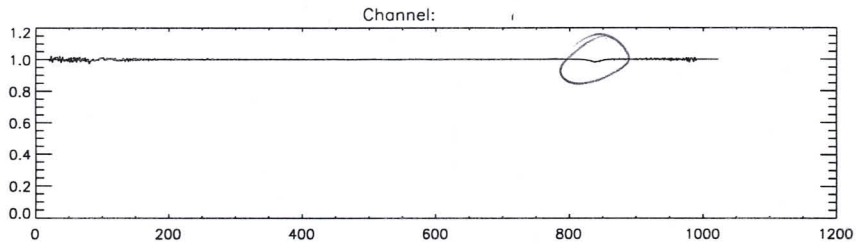
Channel:

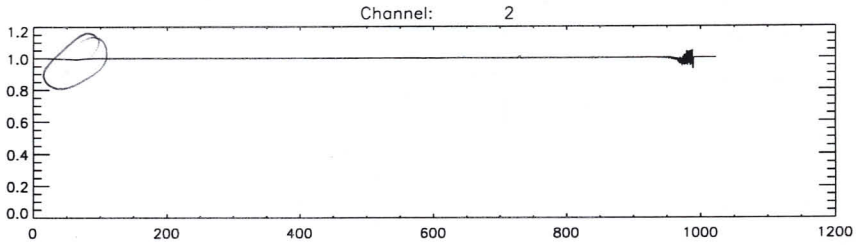
Channel: 2

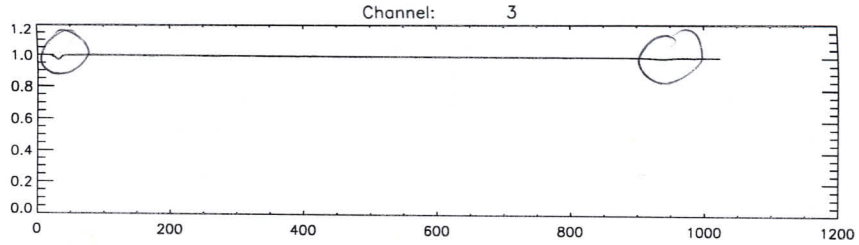
Channel: 3

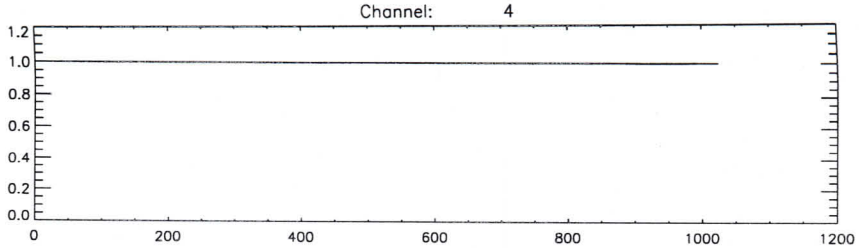
Channel: 4

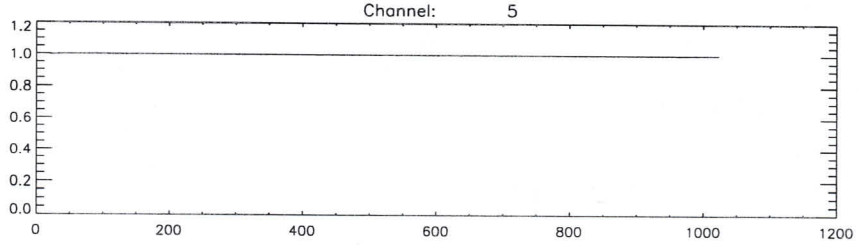
Channel: 5

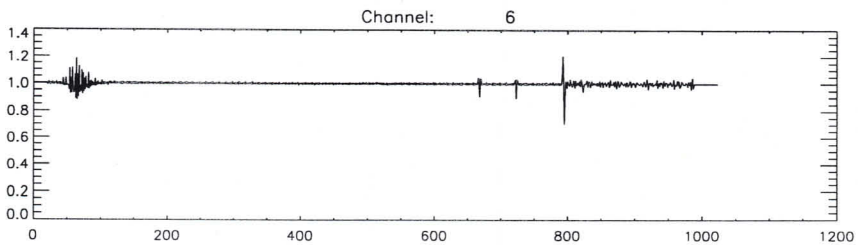
Channel: 6

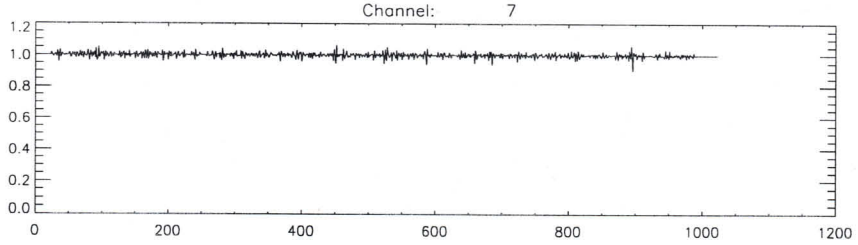
Channel: 7

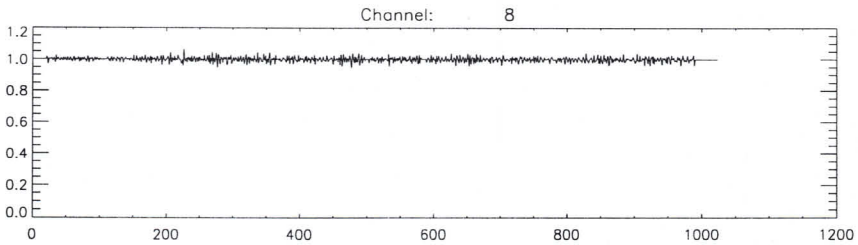
Channel: 8

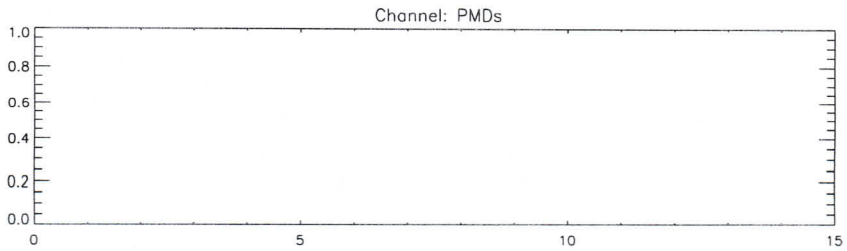
Channel: PMDs

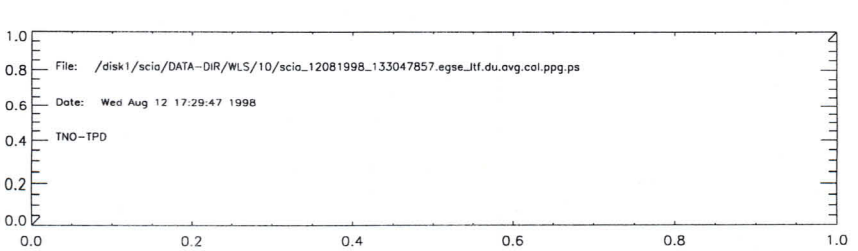
File: /disk1/scia/DATA-DIR/WLS/10/scia_12081998_133047857.egse_itf.du.avg.cal.ppg.ps
Date: Wed Aug 12 17:29:47 1998
TNO-TPD

Version: 0.1
Input files:

/disk1/scia/DATA-DIR/WLS/10/scia_12081998_133047857.egse_ltf.du.avg.cal and

/disk1/scia/DATA-DIR/WLS/10/scia_12081998_133047857.egse_ltf.qu.avg.cal
Action: Computation of Pixel to pixel gain
Processing time: Wed Aug 12 17:29:47 1998
Output file name:
/disk1/scia/DATA-DIR/WLS/10/scia_12081998_133047857.egse_ltf.du.avg.cal.ppg.ca

Formal Run of Measurement

(Measurement ID) SLS_EXT

Request for Actual Status		(cross out entries that are **not** requested.)
Request for Modification		(fill in only entries to be modified)
Request for Run	X	(no entries = run based on actual default settings)

Scanner Positions

Azimuth	+45,00	deg ✓
Elevation	−45,00	deg

Timeline for each Data Acquisition Period during Measurement

	1	2	3	4	5	6	7	8	9	10
State ID	1	V								
Repetitions	25									

State Parameters for States used in Timeline (State ID must be given)

Channel	PET [s] or H#	Co-Adding	PET [s] or H#	Co-Adding	PET [s] or H#	Co-Adding	PET [s] or H#	Co-Adding
1a	32	2						
1b	32	2						
2b	32	2						
2a	32	2						
3	2	32						
4	0,5	64						
5	4	16						
6	1	64						
7	1	64						
8	1	64						
State ID								

Nieuwe PET's andere repetition factor voor stabiliteitstest

← pet too high for ch 6 modify to 0.5 sec.

Stimuli Settings for Existing Blocks in Measurement

Block No	Stimuli Setup ID	PPC [deg]	Polarizer [deg]	Shutter open/close	Acquisition Time [s]	Lambda [nm] Start	Stop	Step	Repetition Factor	Message	OS Setup Time [s]
1	2	15.0	171.6	open	1 start	240	240	0	1	SS1	12
2	2	15.0	85.4	open	1 start	240	240	0	1	SP1	20
3	2	15.0	85.4	close	1 start	240	240	0	1	DU1	8

Measurement Data Description

Test Purpose	
Remark	UID 1
Data Directory	0224

Signatures

	Date	Signature
Issued	12-8-1998	MD
< Performed	12/8/98	Bart Alles.

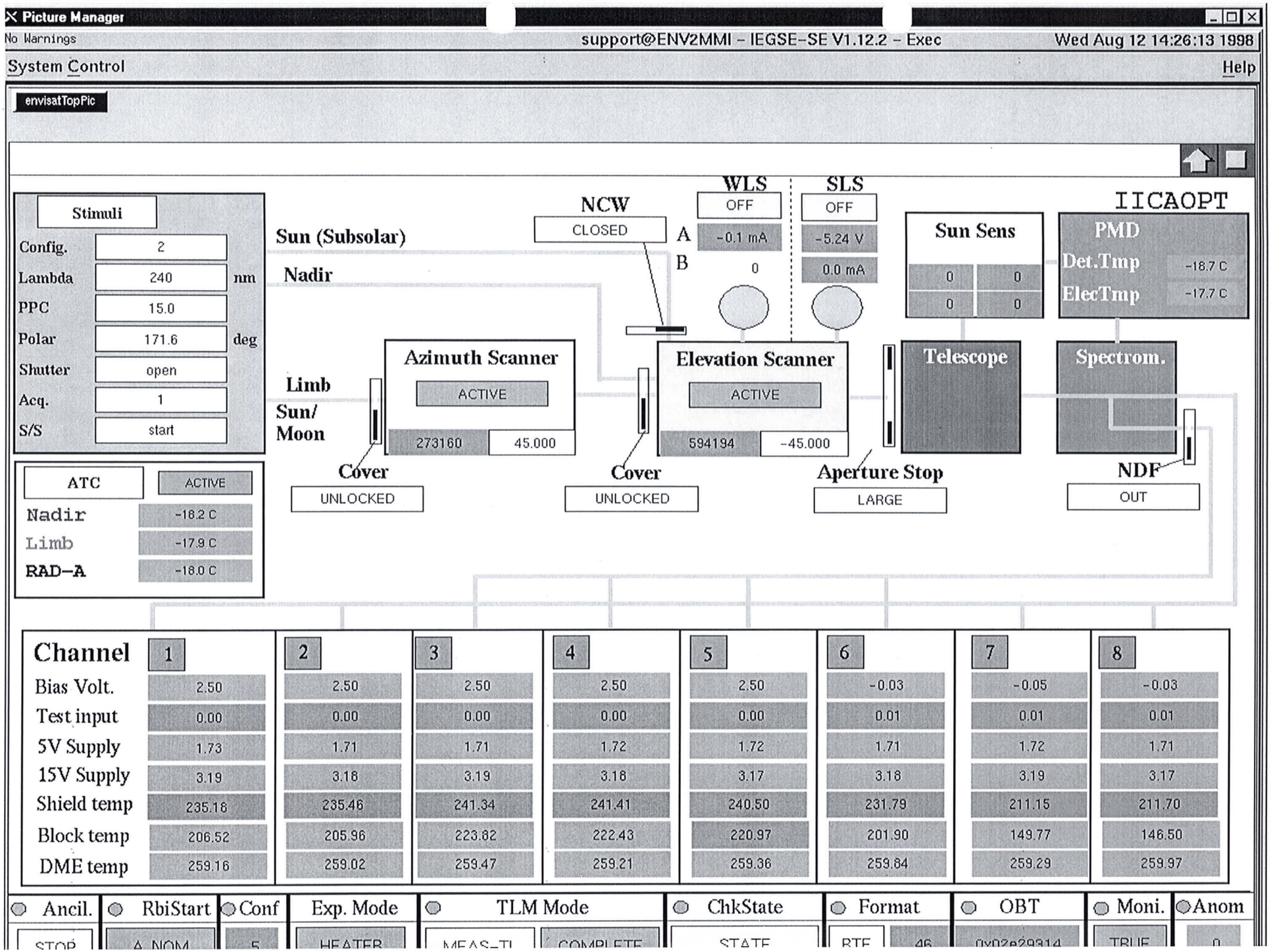
Picture Manager
No Warnings
support@ENV2MMI - IEGSE-SE V1.12.2 - Exec
Wed Aug 12 14:26:13 1998
System Control
Help
envisatTopPic
Stimuli
Config. 2
Lambda 240 nm
PPC 15.0
Polar 171.6 deg
Shutter open
Acq. 1
S/S start
ATC ACTIVE
Nadir -18.2 C
Limb -17.9 C
RAD-A -18.0 C
Sun (Subsolar)
Nadir
Limb
Sun/
Moon
NCW
CLOSED
WLS
OFF
A -0.1 mA
B 0
SLS
OFF
-5.24 V
0.0 mA
Sun Sens
0 0
0 0
IICAOPT
PMD
Det.Tmp -18.7 C
ElecTmp -17.7 C
Azimuth Scanner
ACTIVE
273160 45.000
Elevation Scanner
ACTIVE
594194 -45.000
Telescope
Spectrom.
Cover
UNLOCKED
Cover
UNLOCKED
Aperture Stop
LARGE
NDF
OUT
Channel 1 2 3 4 5 6 7 8
Bias Volt. 2.50 2.50 2.50 2.50 2.50 -0.03 -0.05 -0.03
Test input 0.00 0.00 0.00 0.00 0.00 0.01 0.01 0.01
5V Supply 1.73 1.71 1.71 1.72 1.72 1.71 1.72 1.71
15V Supply 3.19 3.18 3.19 3.18 3.17 3.18 3.19 3.17
Shield temp 235.16 235.46 241.34 241.41 240.50 231.79 211.15 211.70
Block temp 206.52 205.96 223.82 222.43 220.97 201.90 149.77 146.50
DME temp 259.16 259.02 259.47 259.21 259.36 259.84 259.29 259.97
Ancil.
RbiStart
Conf
Exp. Mode
TLM Mode
ChkState
Format
OBT
Moni.
Anom
STOP
A_NOM
5
HEATER
MEAS-TL
COMPLETE
STATE
RTE
46
0x02e29314
TRUE
0

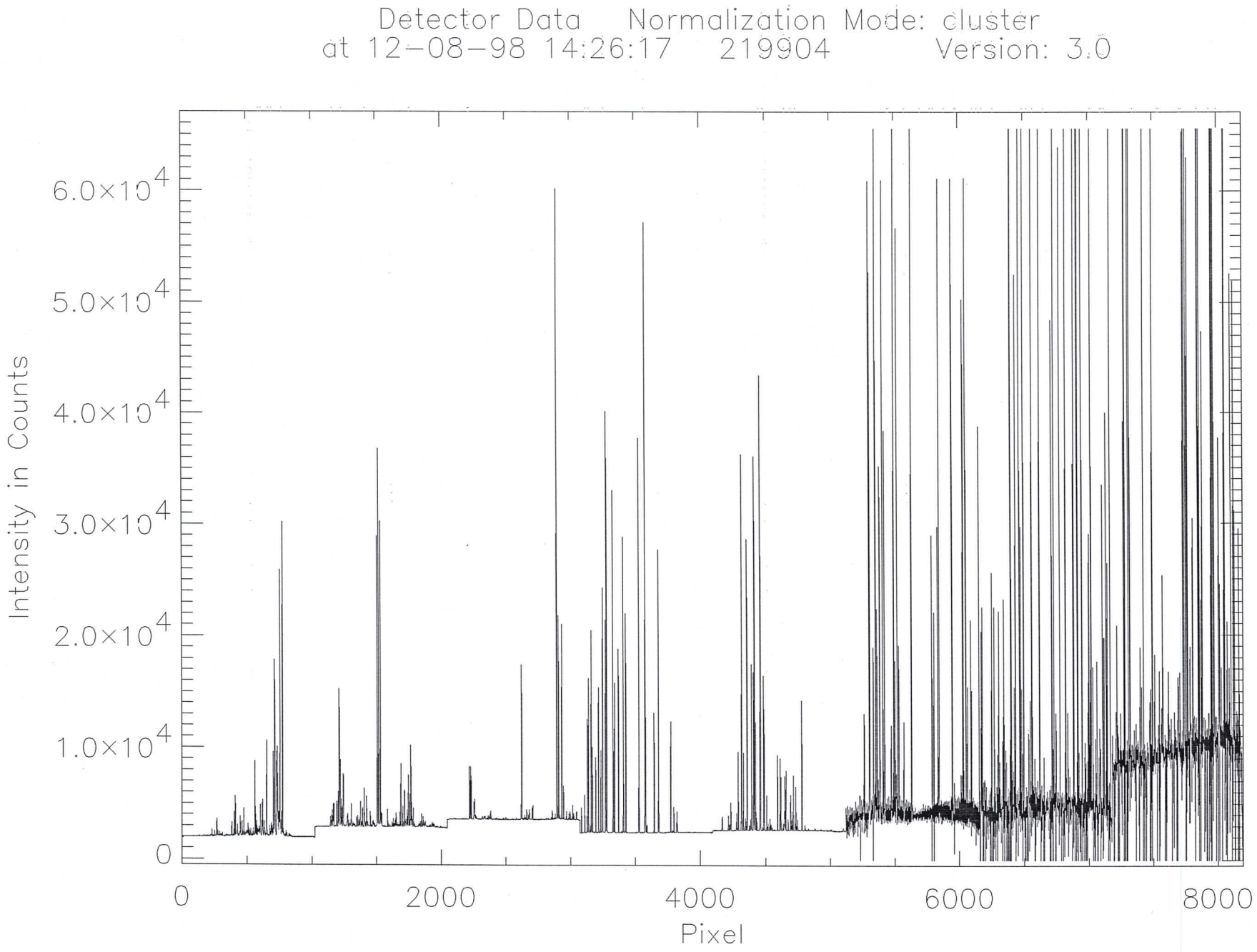
Detector Data Normalization Mode: cluster
at 12-08-98 14:26:17 219904 Version: 3.0
Intensity in Counts
6.0×10^4
5.0×10^4
4.0×10^4
3.0×10^4
2.0×10^4
1.0×10^4
0
0
2000
4000
6000
8000
Pixel

Pagenumber:

LOG SHEET SCIAMACHY CALIBRATION

	date/time	description of action	measuremement filename
	12-8-98	dr G: 1 line saturated	SLS-EXT/2
		lamp (Pt(a Ne) burning @ 20 mA, 200 V	

Slitfunction extern

STEP	ACTION	RESULT	MARKER
Intro	Your name: Date:	Ralph Snel 12-8-98	
	What's the name of the (main) data input files generated by the EGSE? (*.dat)	xcia-1208199R_192441745.dat	(A)
	Setup a three-window configuration on your SUN.		See course descr.
Cnstr directory	cd ~/DATA-DIR/SLIT_FUNCTION_EXT ; ls -l highest number in directory? New directory: mkdir <B+1> ls -l What's now the highest number in directory? <C> should be <B> + 1	SCS-EXT 1 2 (Y) / N	Note: In window DATA-DIR (B) (C)
	directory name is:	~/DATA-DIR/SLIT_FUNCTION/<C> SCS-EXT	(DIR-NAME)
Copy data	See Analysis sheet: Transfer Data File	Y / N	In DATA-DIR window
Cnstr EGSE_LTF	cal_raw2ltf . (Error messages are not necessarily fatal; check with SOLAN --in solan window-- whether output file is okay: there should be a signal present, and dremark1 labels should be filled) ls -l *.egse_ltf What's the name of the egse_ltf file <D> should be <A>.egse_ltf	OK (Y) / N	Note: In window DATA-DIR; ***don't forget the dot !!!*** *May take more than 15 mins.* (D)
Cnstr CAL files	idl run_averscia (and select file <D> when asked)		Note: In window IDL
Check CAL files	Dark files: ls -l *du*.avg.cal		In DATA-DIR window
	size:	145998	should be approx 150kb
	White light file:		

Dremark1 labels start either with 'su' or with 'pu'. We have shown here the 'su' case. should be approx 150kb

```
ls -l *su*.avg.cal
```

size: SS, Sp idem

Note: all files should be present, if not:
(a) Check file <D> using SOLAN and check whether DU, SU labels are present in dremark1 labels
(b) Check if enough disk space is available (Unix command `df -k | more`).

Print postscript

```
lpr -P<printer>
*[ds]u*.avg.cal.ps
```

Contents dark file `*DU*.cal.ps` should be approx. constant within channels: s[sip] (Y) / N

Contents file `*su*.avg.cal.ps` should contain peak signals in corresponding channel (possibly, cannot be seen in channels 7 and 8): (Y) / N

Contents of `*rel_std*.ps` files should be smaller than 0.01 (pixel 300 -- 800) for all channels. (Y) / N

If not, value is: _____

Add postscript images to logbook, done (Y) / N

Print logfiles `cat *.log | lpr -P<printer>`

Add logfiles to logbook, done (Y) / N

Slit processing do this for SS-light file and for Sp-light file

Run Slit `idl do_slitfunction` *)

In IDL window

The procedure asks you whether you want to generate postscript files for a certain approximation function (be sure if you say yes, the function is computed by the slit function program!!!)

*) do_slit_hgar if Hg AR lamp used
do_slit_xe if Xe lamp used
do_slit_ptcrne if PtCrNe lamp used

Slitfunction – extern

Check slit	`ls -l *.ps`		In DATA-DIR window
	Size of file `*.ps`	37 MB	should be approx a few kilobytes
CheckSlit visually	lpr -P(printer) *.jpeg and add to logbook.		
	`lpr -P<printer> *.ps`		
	Approximated function should "follow" the measured peaks.	Y / N	
	Add postscript images to logbook, done	Y / N	
Print logfiles	`lpr -P<printer> *.log`		
	Add logfiles to logbook, done	Y / N	
Back up	Create 3 sets of backup CDs of directory <DIR-NAME> (One CD has a capacity of 600 Mbytes, the UNIX command `/usr/bin/du -k .` gives the number of kilo bytes in the current directory).		See analysis sheet BackUp
	Name of backup CDs		
	tjpdez0://mod_mnt/DATA-DIR/SLS-EXT/2		
Sign:	Name	Ralph Sinkler	
	Date and time	17-8-98, 19:32 UTC	
	Signature	RS	

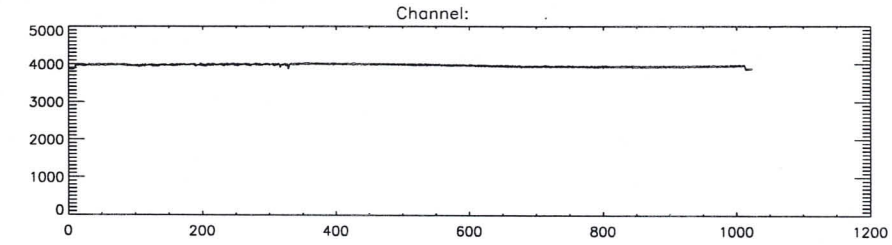
Channel:
5000
4000
3000
2000
1000
0
0
200
400
600
800
1000
1200

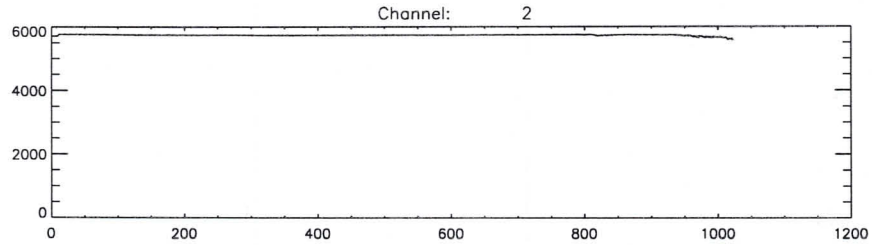
Channel: 2
6000
4000
2000
0
0
200
400
600
800
1000
1200

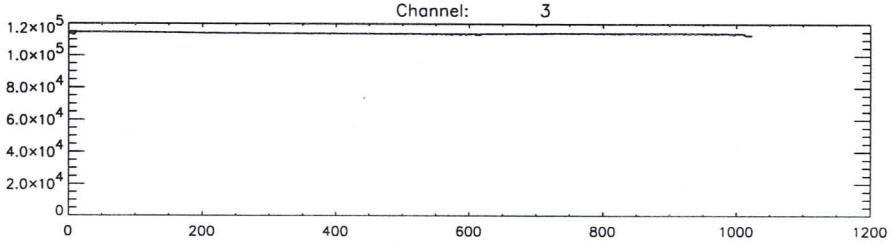
Channel: 3
1.2×10^5
1.0×10^5
8.0×10^4
6.0×10^4
4.0×10^4
2.0×10^4
0
0
200
400
600
800
1000
1200

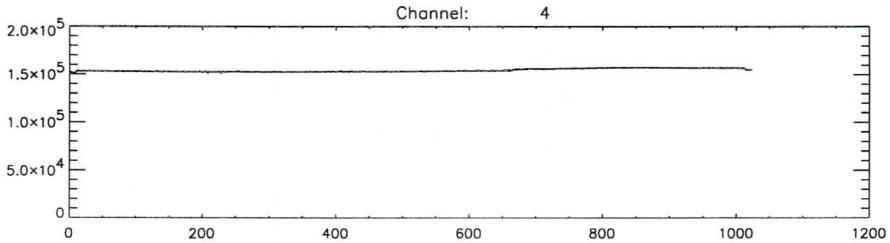
Channel: 4
2.0×10^5
1.5×10^5
1.0×10^5
5.0×10^4
0
0
200
400
600
800
1000
1200

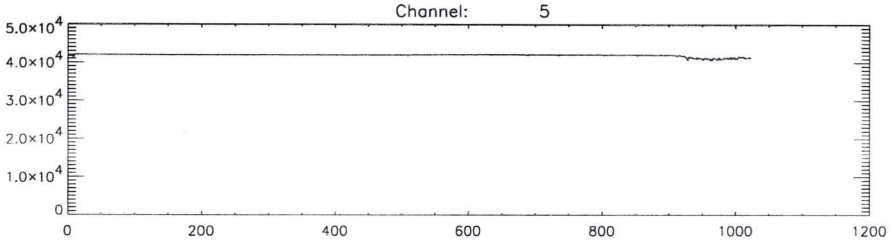
Channel: 5
5.0×10^4
4.0×10^4
3.0×10^4
2.0×10^4
1.0×10^4
0
0
200
400
600
800
1000
1200

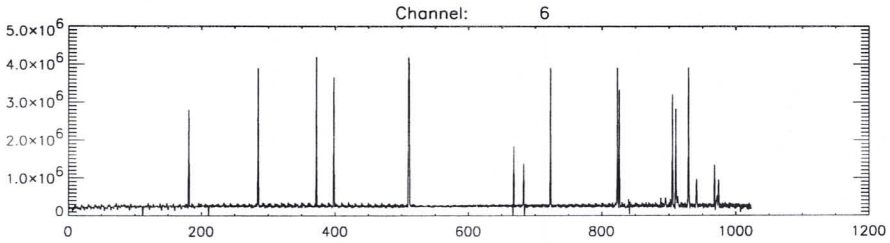
Channel: 6
5.0×10^6
4.0×10^6
3.0×10^6
2.0×10^6
1.0×10^6
0
0
200
400
600
800
1000
1200

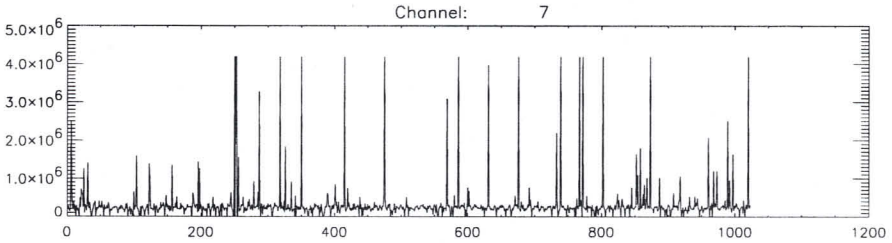
Channel: 7
5.0×10^6
4.0×10^6
3.0×10^6
2.0×10^6
1.0×10^6
0
0
200
400
600
800
1000
1200

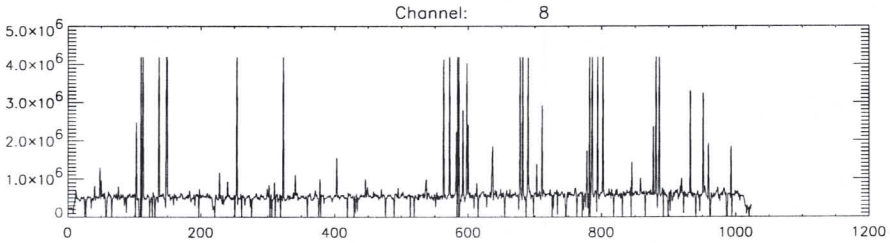
Channel: 8
5.0×10^6
4.0×10^6
3.0×10^6
2.0×10^6
1.0×10^6
0
0
200
400
600
800
1000
1200

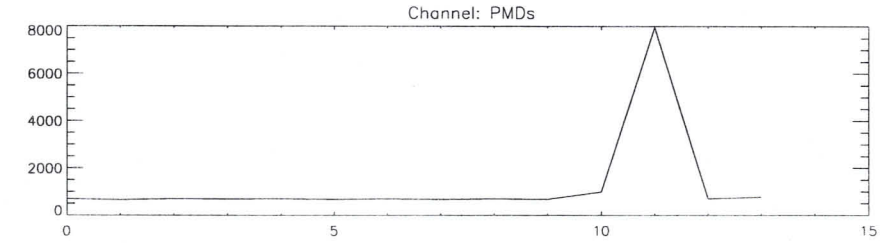
Channel: PMDs
8000
6000
4000
2000
0
0
5
10
15

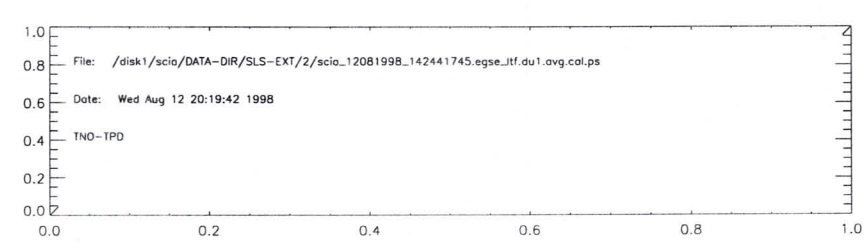
File: /disk1/scia/DATA-DIR/SLS-EXT/2/scia_12081998_142441745.egse_ltf.du1.avg.cal.ps
Date: Wed Aug 12 20:19:42 1998
TNO-TPD
1.0
0.8
0.6
0.4
0.2
0.0
0.0
0.2
0.4
0.6
0.8
1.0

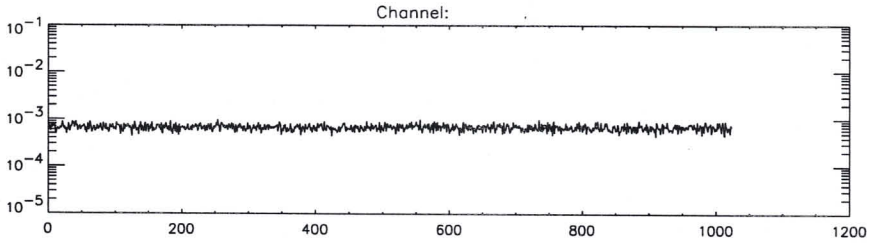
Channel:

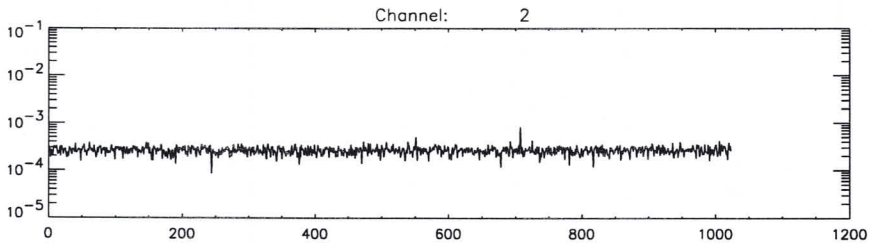
Channel: 2

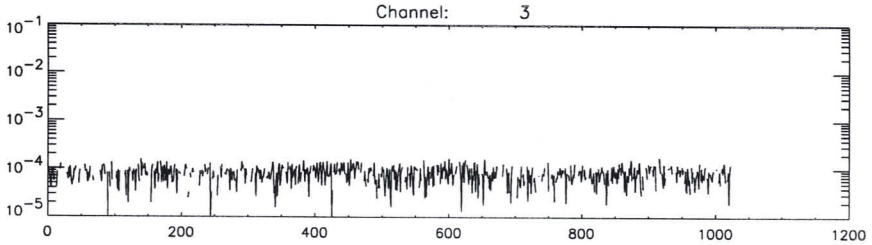
Channel: 3

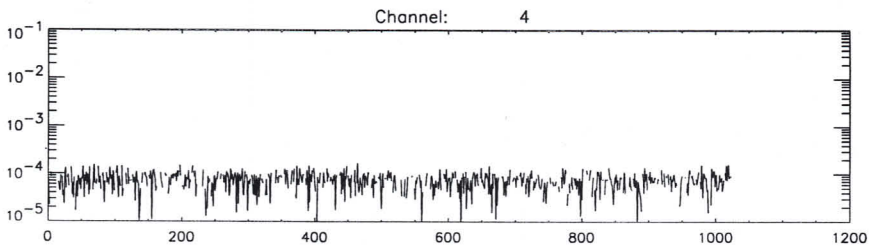
Channel: 4

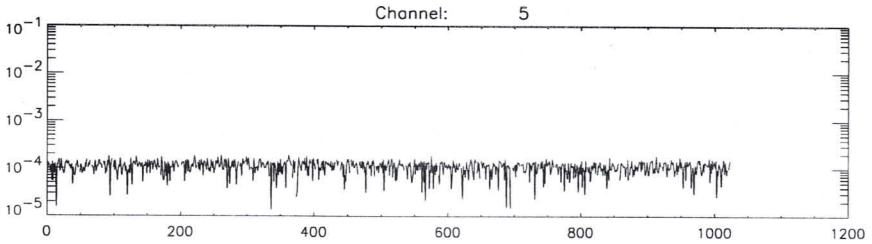
Channel: 5

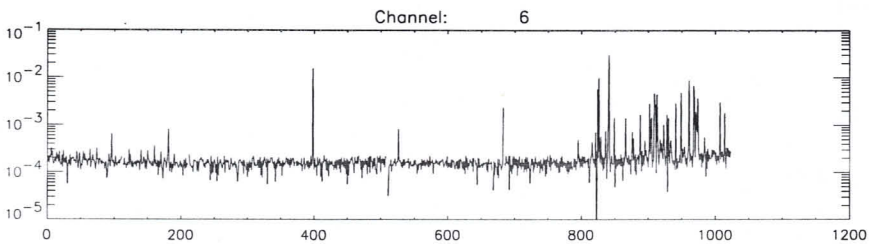
Channel: 6

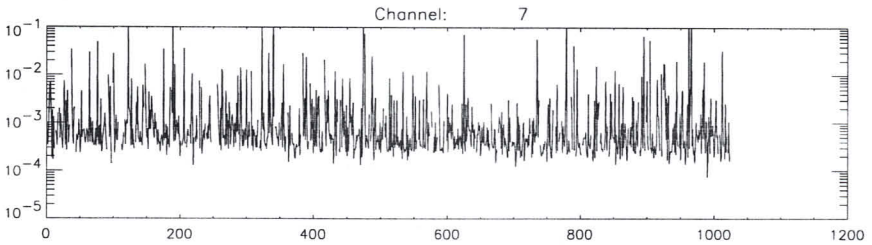
Channel: 7

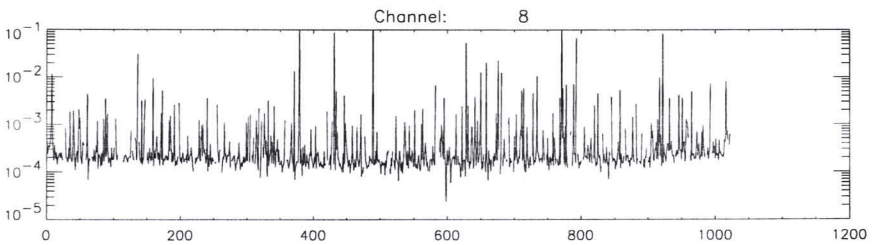
Channel: 8

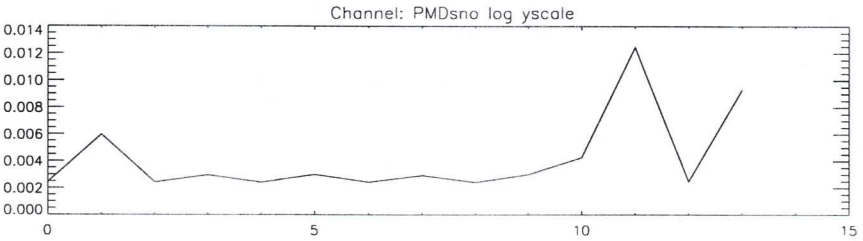
Channel: PMDsno log yscale

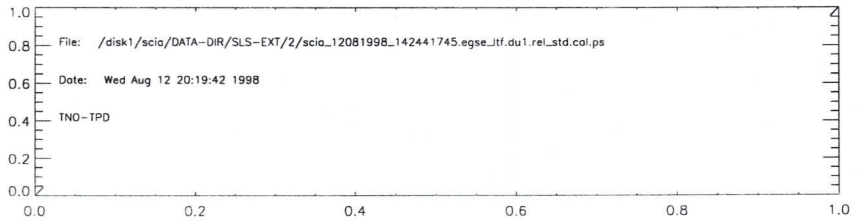
File: /disk1/scia/DATA-DIR/SLS-EXT/2/scia_12081998_142441745.egse_itf.du1.rel_std.cal.ps
Date: Wed Aug 12 20:19:42 1998
TNO-TPD

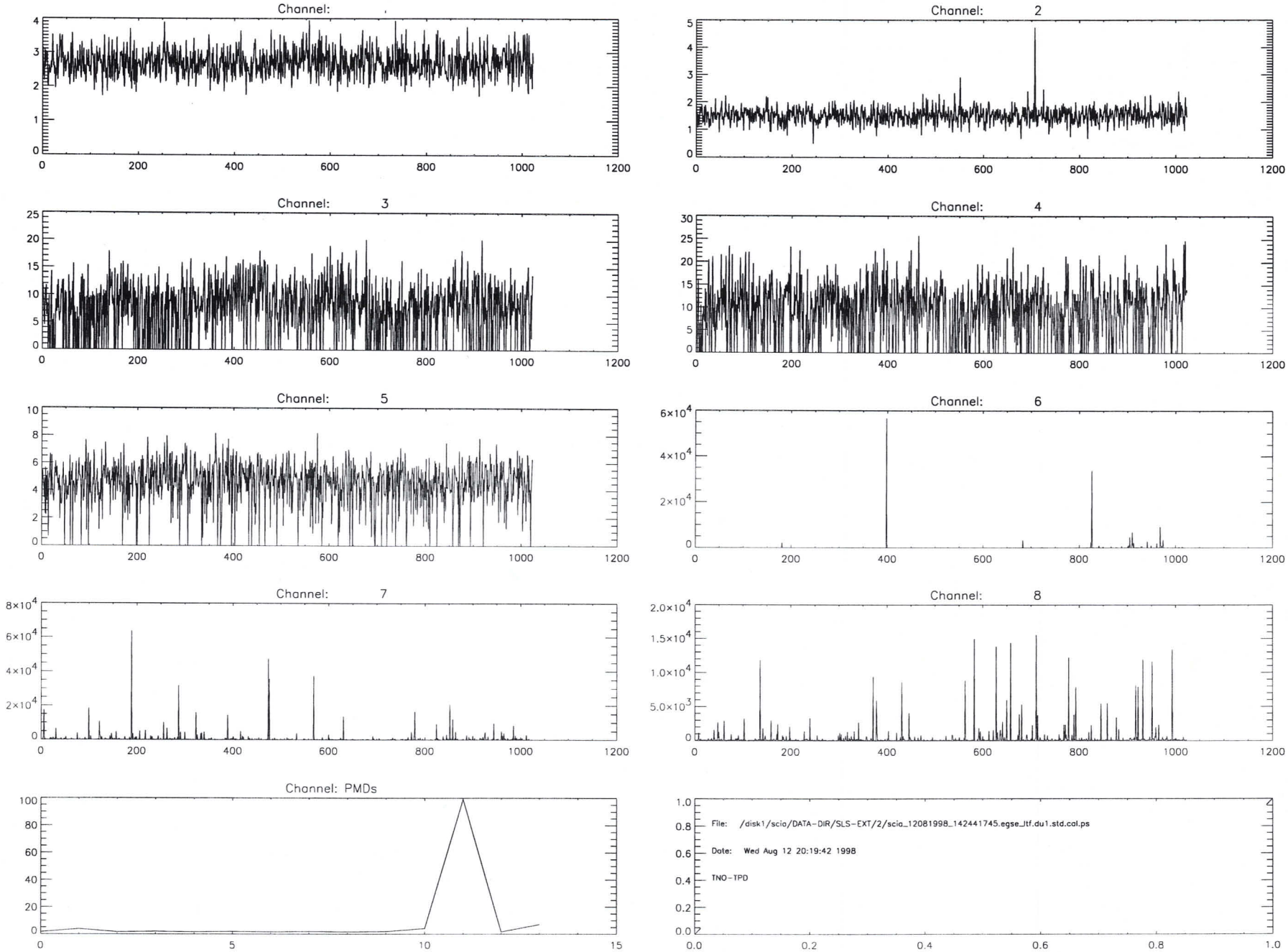
Channel:
Channel: 2
Channel: 3
Channel: 4
Channel: 5
Channel: 6
Channel: 7
Channel: 8
Channel: PMDs
File: /disk1/scia/DATA-DIR/SLS-EXT/2/scia_12081998_142441745.egse_ltf.du1.std.cal.ps
Date: Wed Aug 12 20:19:42 1998
TNO-TPD

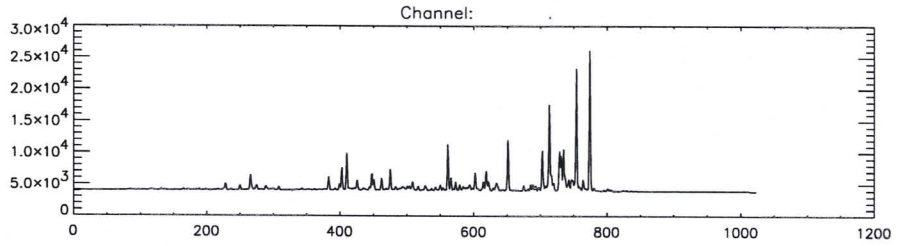
Channel:
3.0x10^4
2.5x10^4
2.0x10^4
1.5x10^4
1.0x10^4
5.0x10^3
0
0
200
400
600
800
1000
1200

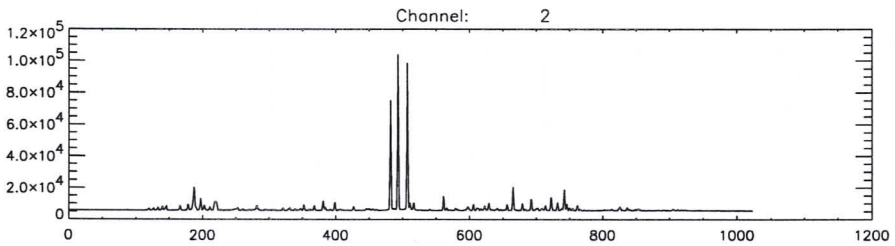
Channel: 2
1.2x10^5
1.0x10^5
8.0x10^4
6.0x10^4
4.0x10^4
2.0x10^4
0
0
200
400
600
800
1000
1200

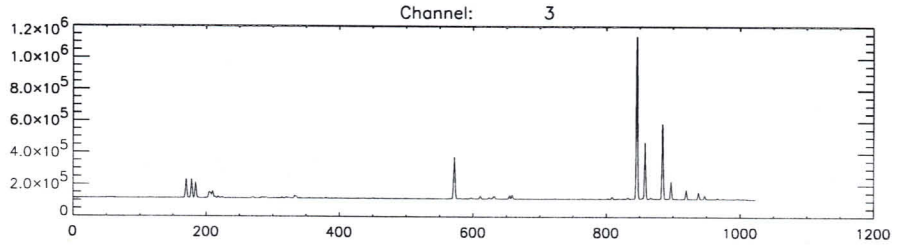
Channel: 3
1.2x10^6
1.0x10^6
8.0x10^5
6.0x10^5
4.0x10^5
2.0x10^5
0
0
200
400
600
800
1000
1200

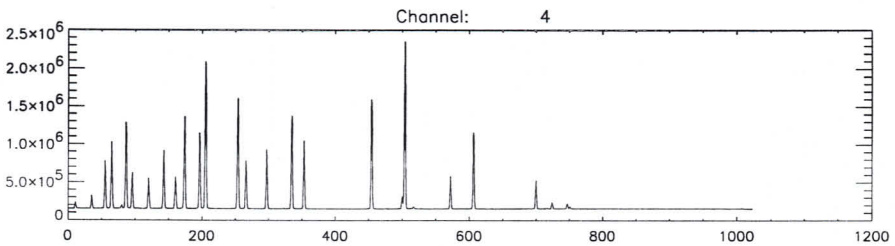
Channel: 4
2.5x10^6
2.0x10^6
1.5x10^6
1.0x10^6
5.0x10^5
0
0
200
400
600
800
1000
1200

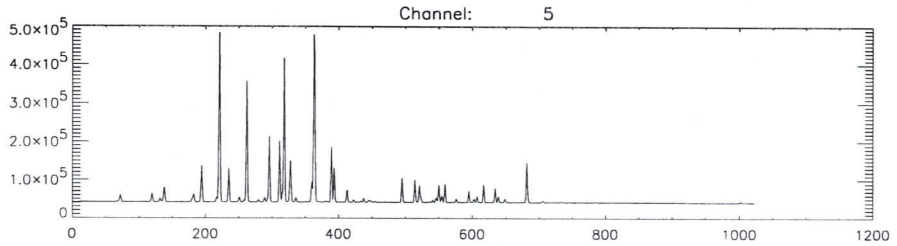
Channel: 5
5.0x10^5
4.0x10^5
3.0x10^5
2.0x10^5
1.0x10^5
0
0
200
400
600
800
1000
1200

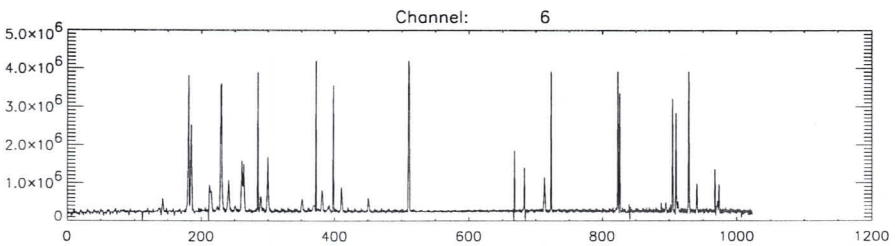
Channel: 6
5.0x10^6
4.0x10^6
3.0x10^6
2.0x10^6
1.0x10^6
0
0
200
400
600
800
1000
1200

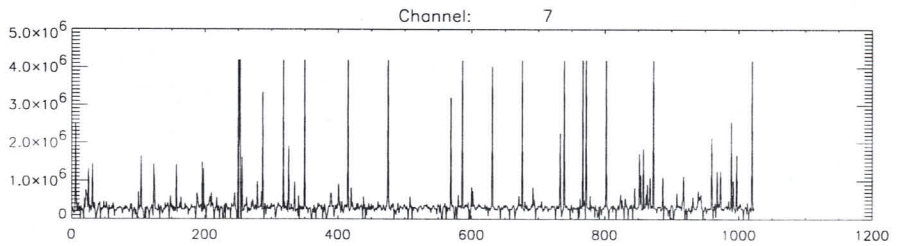
Channel: 7
5.0x10^6
4.0x10^6
3.0x10^6
2.0x10^6
1.0x10^6
0
0
200
400
600
800
1000
1200

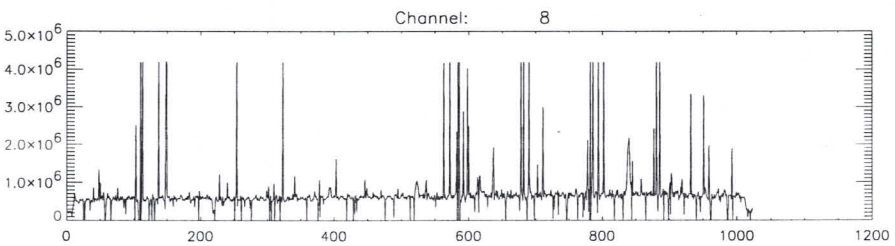
Channel: 8
5.0x10^6
4.0x10^6
3.0x10^6
2.0x10^6
1.0x10^6
0
0
200
400
600
800
1000
1200

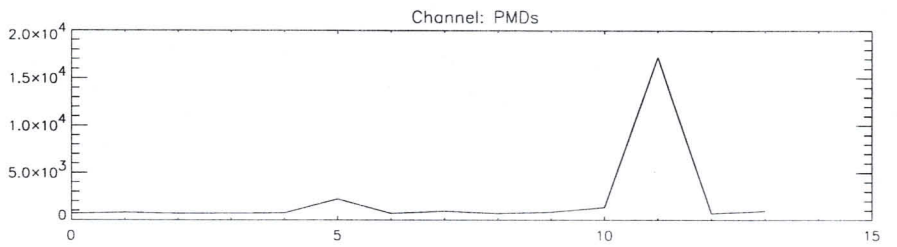
Channel: PMDs
2.0x10^4
1.5x10^4
1.0x10^4
5.0x10^3
0
0
5
10
15

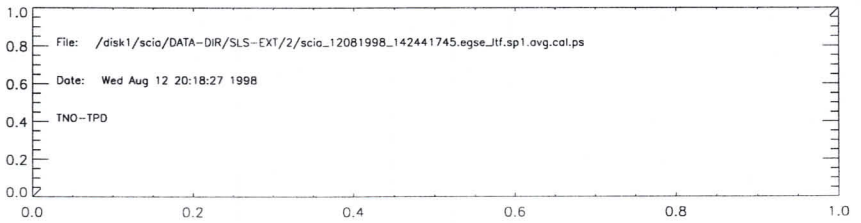
File: /disk1/scia/DATA-DIR/SLS-EXT/2/scia_12081998_142441745.egse_ltf.sp1.avg.cal.ps
Date: Wed Aug 12 20:18:27 1998
TNO-TPD
1.0
0.8
0.6
0.4
0.2
0.0
0.0
0.2
0.4
0.6
0.8
1.0

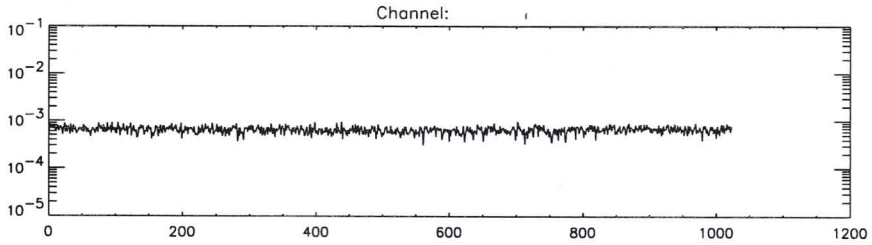
Channel:
10^{-1}
10^{-2}
10^{-3}
10^{-4}
10^{-5}
0
200
400
600
800
1000
1200

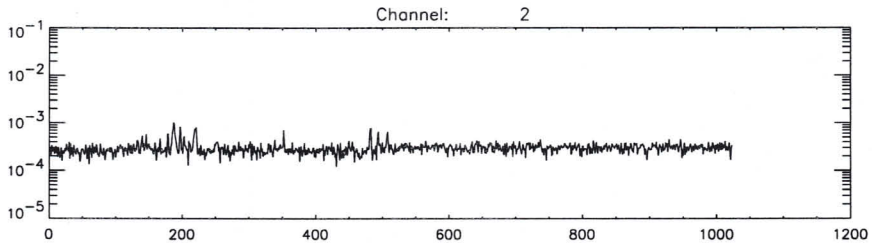
Channel: 2
10^{-1}
10^{-2}
10^{-3}
10^{-4}
10^{-5}
0
200
400
600
800
1000
1200

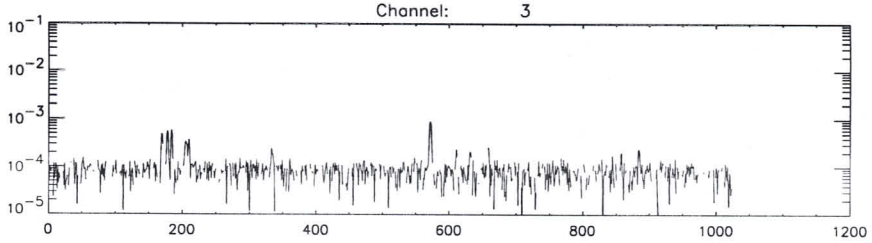
Channel: 3
10^{-1}
10^{-2}
10^{-3}
10^{-4}
10^{-5}
0
200
400
600
800
1000
1200

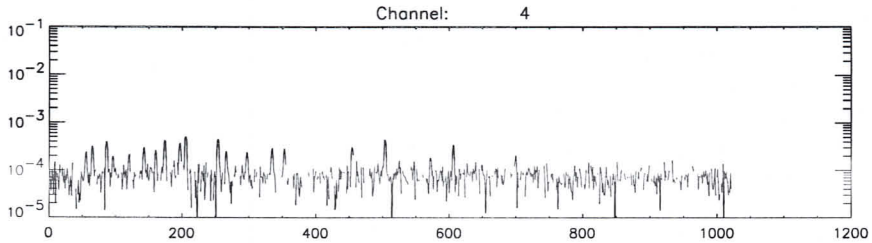
Channel: 4
10^{-1}
10^{-2}
10^{-3}
10^{-4}
10^{-5}
0
200
400
600
800
1000
1200

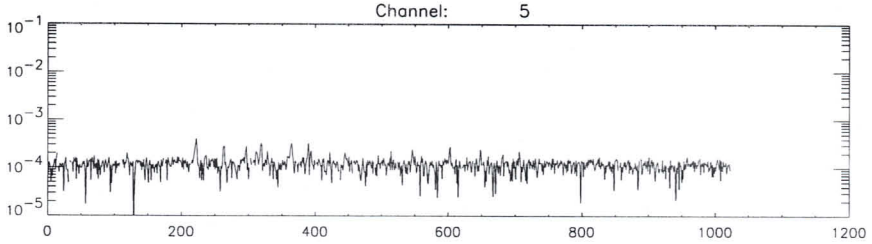
Channel: 5
10^{-1}
10^{-2}
10^{-3}
10^{-4}
10^{-5}
0
200
400
600
800
1000
1200

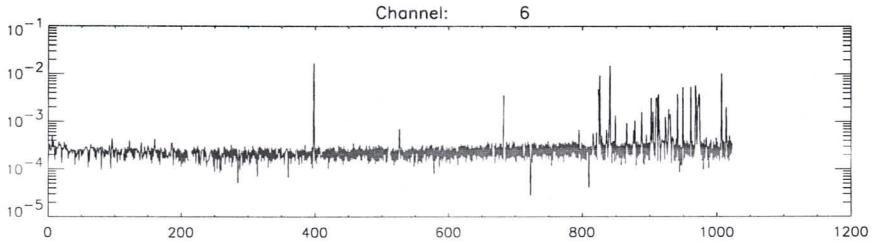
Channel: 6
10^{-1}
10^{-2}
10^{-3}
10^{-4}
10^{-5}
0
200
400
600
800
1000
1200

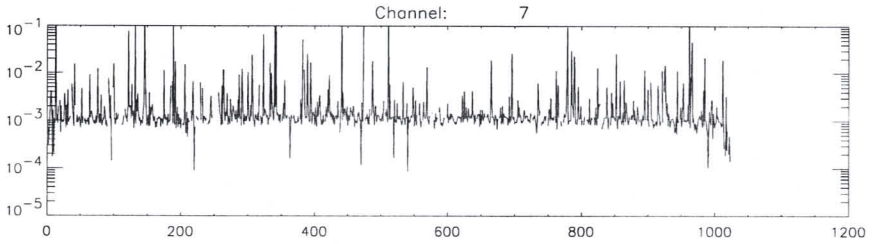
Channel: 7
10^{-1}
10^{-2}
10^{-3}
10^{-4}
10^{-5}
0
200
400
600
800
1000
1200

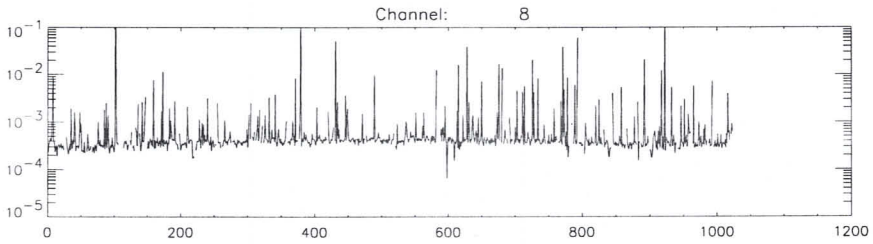
Channel: 8
10^{-1}
10^{-2}
10^{-3}
10^{-4}
10^{-5}
0
200
400
600
800
1000
1200

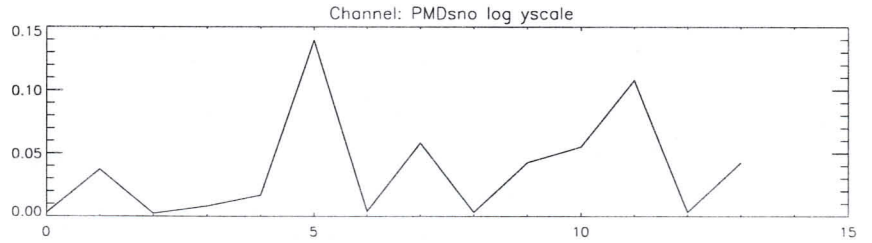
Channel: PMDsno log yscale
0.15
0.10
0.05
0.00
0
5
10
15


File: /disk1/scia/DATA-DIR/SLS-EXT/2/scia_12081998_142441745.egse_ltf.sp1.rel_std.cal.ps
Date: Wed Aug 12 20:18:27 1998
TNO-TPD
1.0
0.8
0.6
0.4
0.2
0.0
0.0
0.2
0.4
0.6
0.8
1.0

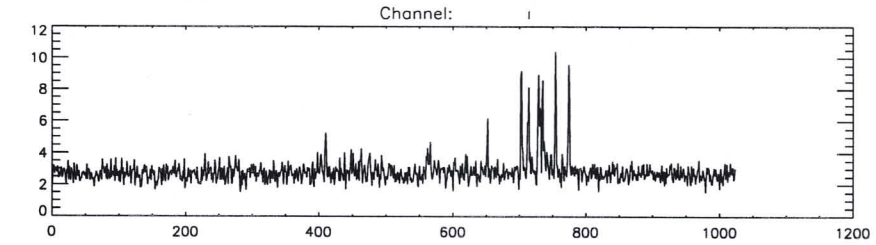
Channel: 1

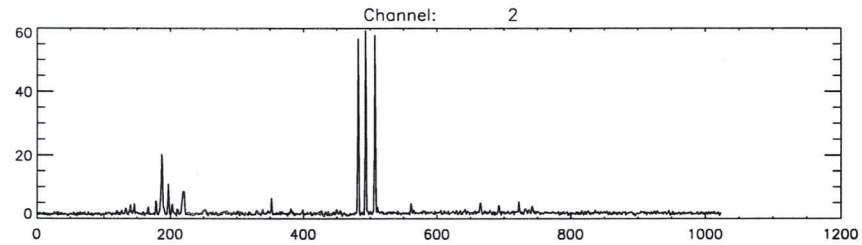
Channel: 2

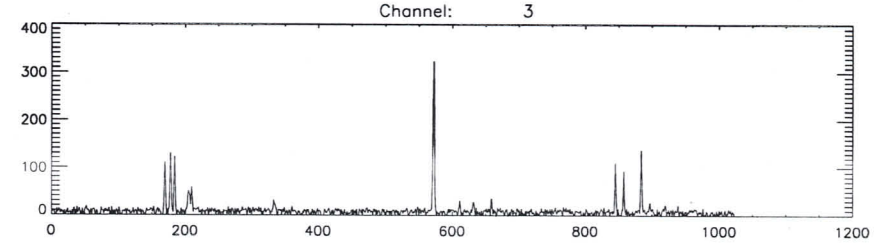
Channel: 3

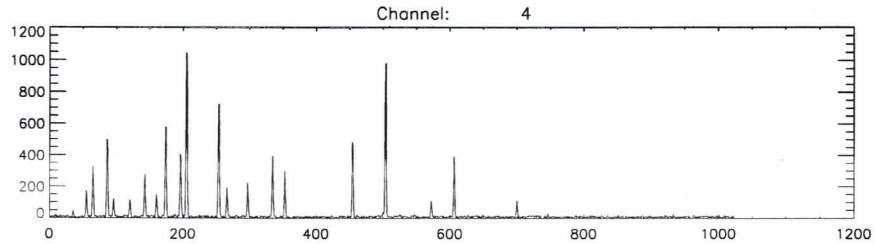
Channel: 4

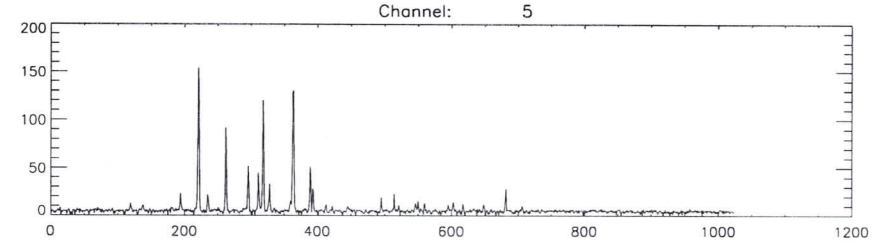
Channel: 5

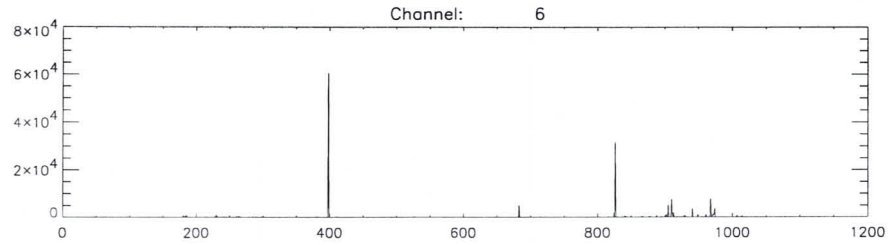
Channel: 6

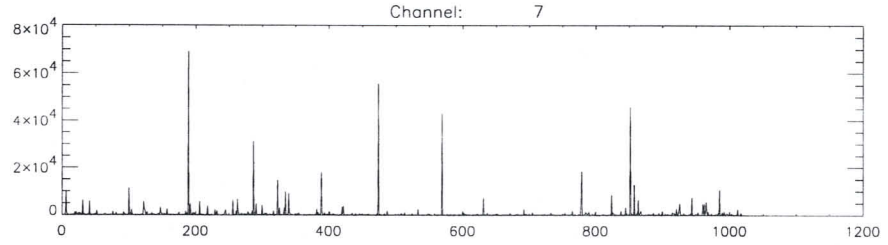
Channel: 7

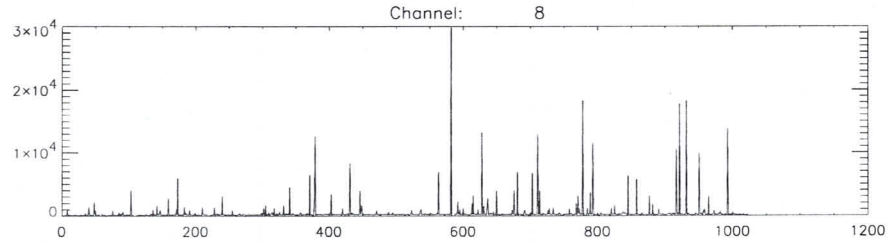
Channel: 8

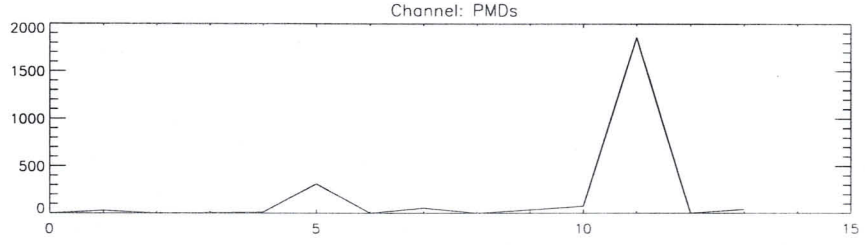
Channel: PMDs

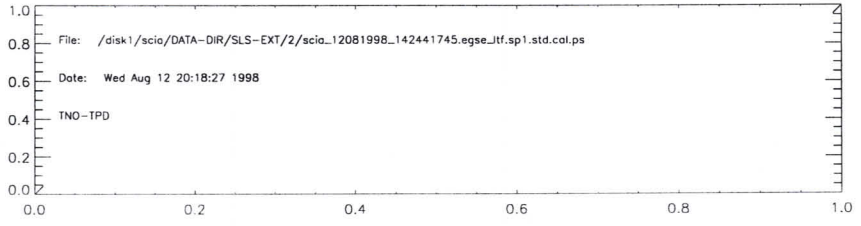
File: /disk1/scia/DATA-DIR/SLS-EXT/2/scia_12081998_142441745.egse_ltf.sp1.std.cal.ps
Date: Wed Aug 12 20:18:27 1998
TNO-TPD

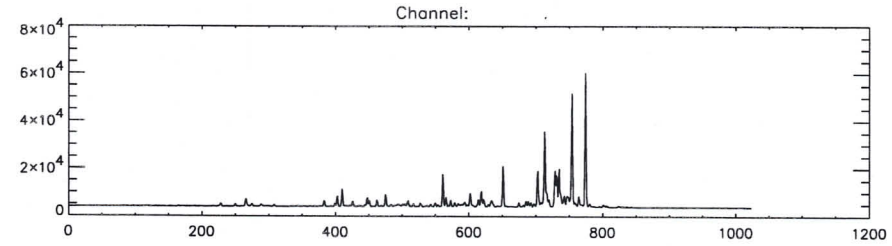
Channel:
8×10^4
6×10^4
4×10^4
2×10^4
0
0
200
400
600
800
1000
1200

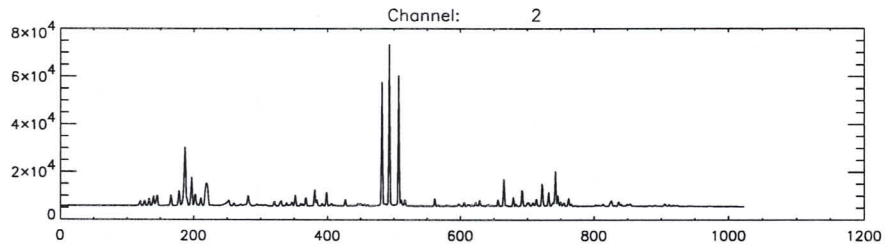
Channel: 2
8×10^4
6×10^4
4×10^4
2×10^4
0
0
200
400
600
800
1000
1200

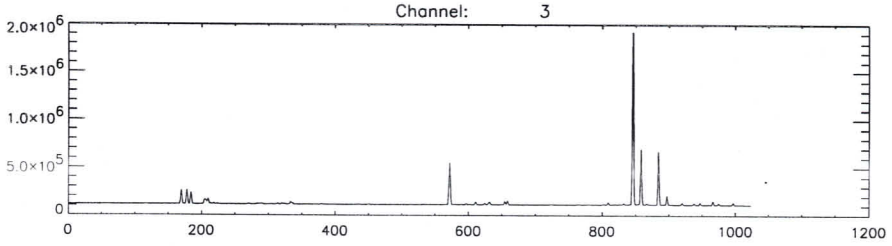
Channel: 3
2.0×10^6
1.5×10^6
1.0×10^6
5.0×10^5
0
0
200
400
600
800
1000
1200

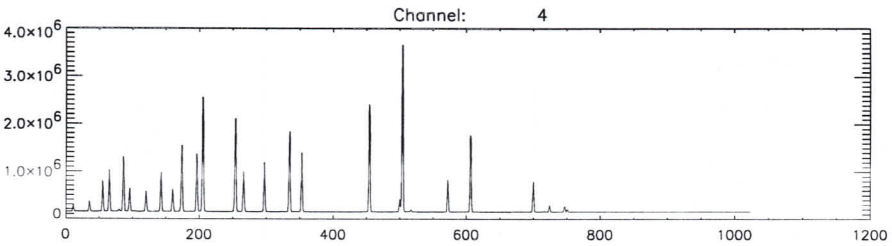
Channel: 4
4.0×10^6
3.0×10^6
2.0×10^6
1.0×10^6
0
0
200
400
600
800
1000
1200

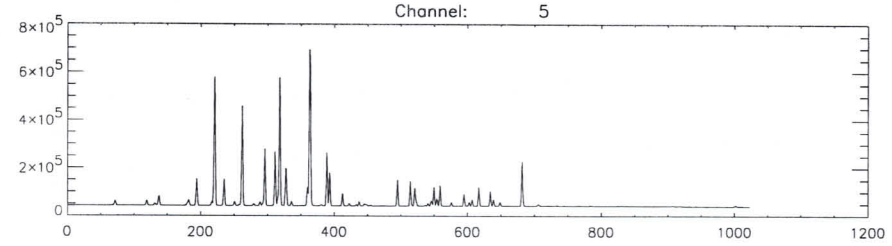
Channel: 5
8×10^5
6×10^5
4×10^5
2×10^5
0
0
200
400
600
800
1000
1200

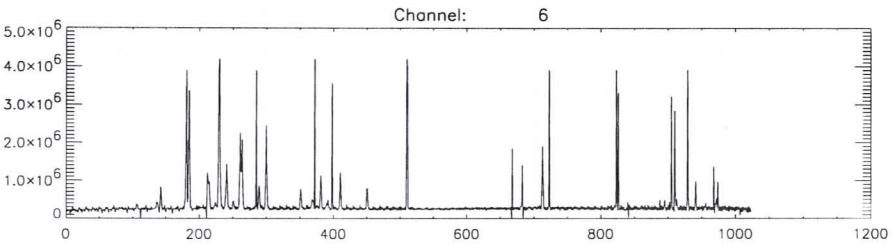
Channel: 6
5.0×10^6
4.0×10^6
3.0×10^6
2.0×10^6
1.0×10^6
0
0
200
400
600
800
1000
1200

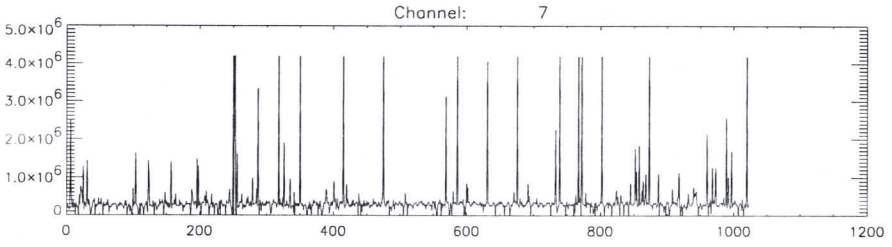
Channel: 7
5.0×10^6
4.0×10^6
3.0×10^6
2.0×10^6
1.0×10^6
0
0
200
400
600
800
1000
1200

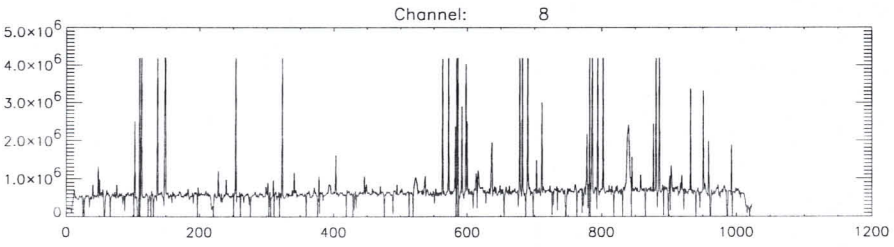
Channel: 8
5.0×10^6
4.0×10^6
3.0×10^6
2.0×10^6
1.0×10^6
0
0
200
400
600
800
1000
1200

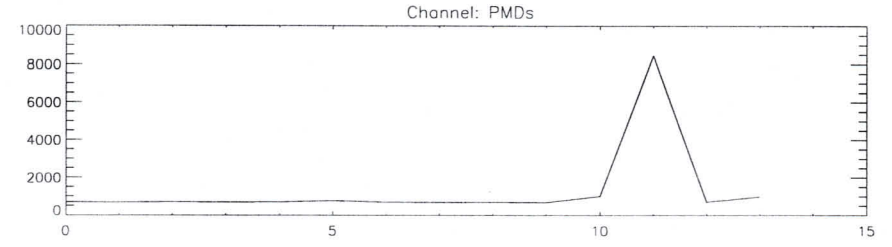
Channel: PMDs
10000
8000
6000
4000
2000
0
0
5
10
15

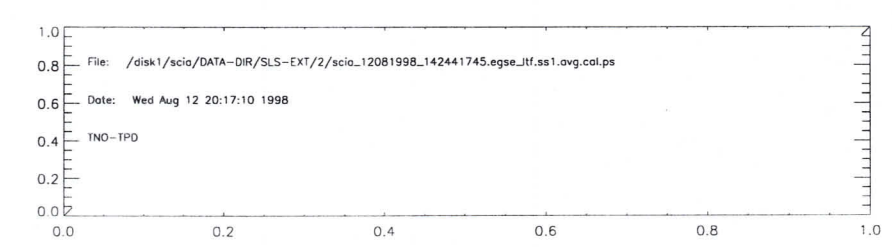
File: /disk1/scia/DATA-DIR/SLS-EXT/2/scia_12081998_142441745.egse_ltf.ss1.avg.cal.ps
Date: Wed Aug 12 20:17:10 1998
TNO-TPD
1.0
0.8
0.6
0.4
0.2
0.0
0.0
0.2
0.4
0.6
0.8
1.0

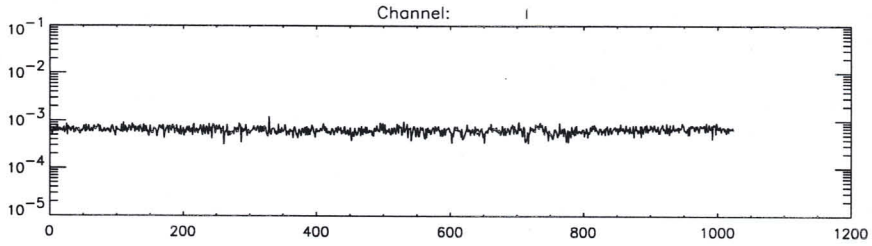
Channel: 1

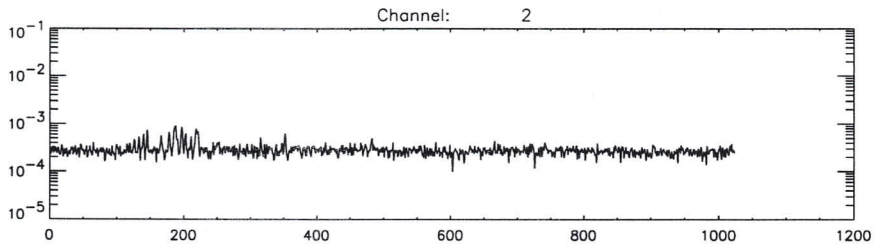
Channel: 2

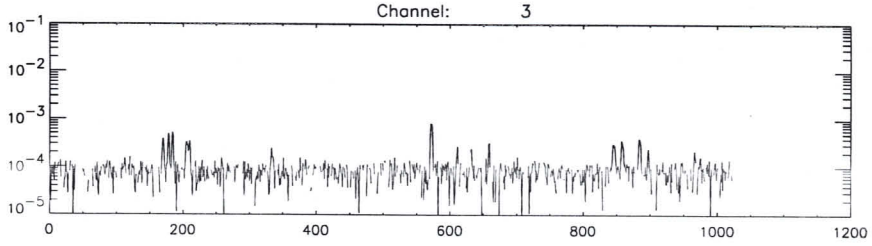
Channel: 3

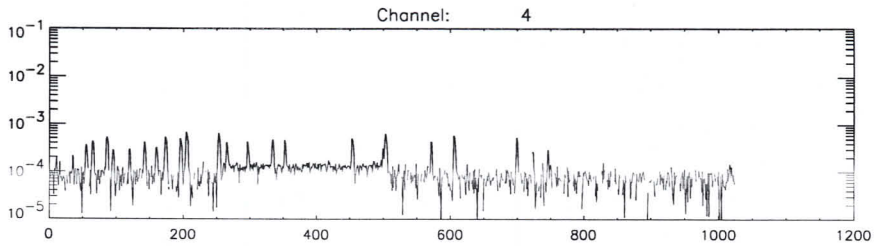
Channel: 4

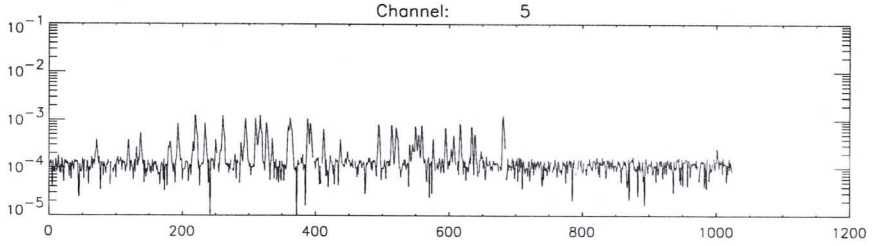
Channel: 5

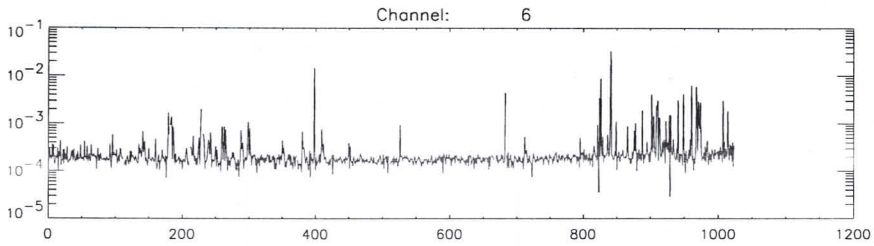
Channel: 6

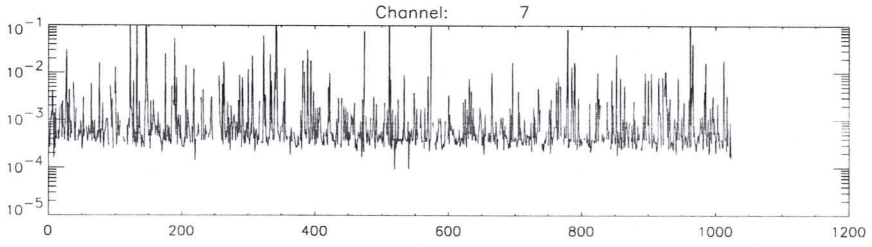
Channel: 7

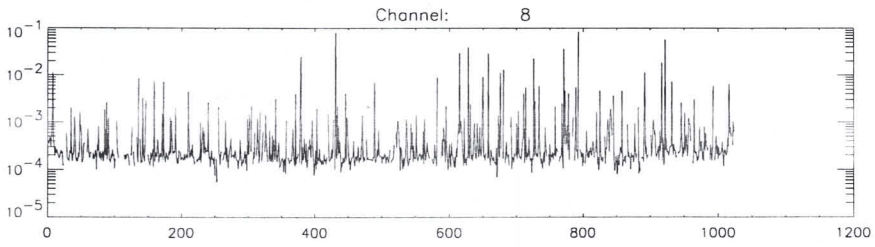
Channel: 8

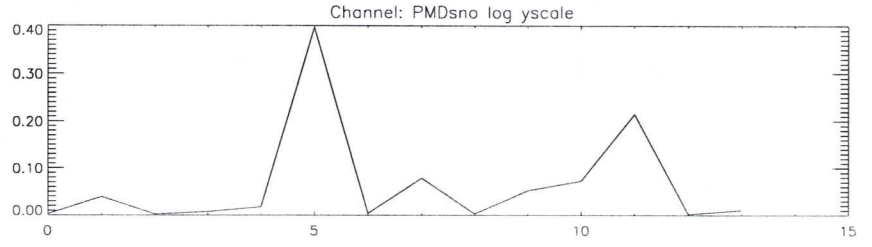
Channel: PMDsno log yscale

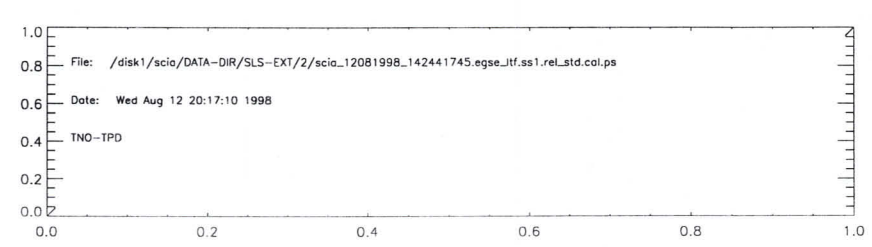
File: /disk1/scia/DATA-DIR/SLS-EXT/2/scia_12081998_142441745.egse_ltf.ss1.rel_std.cal.ps
Date: Wed Aug 12 20:17:10 1998
TNO-TPD

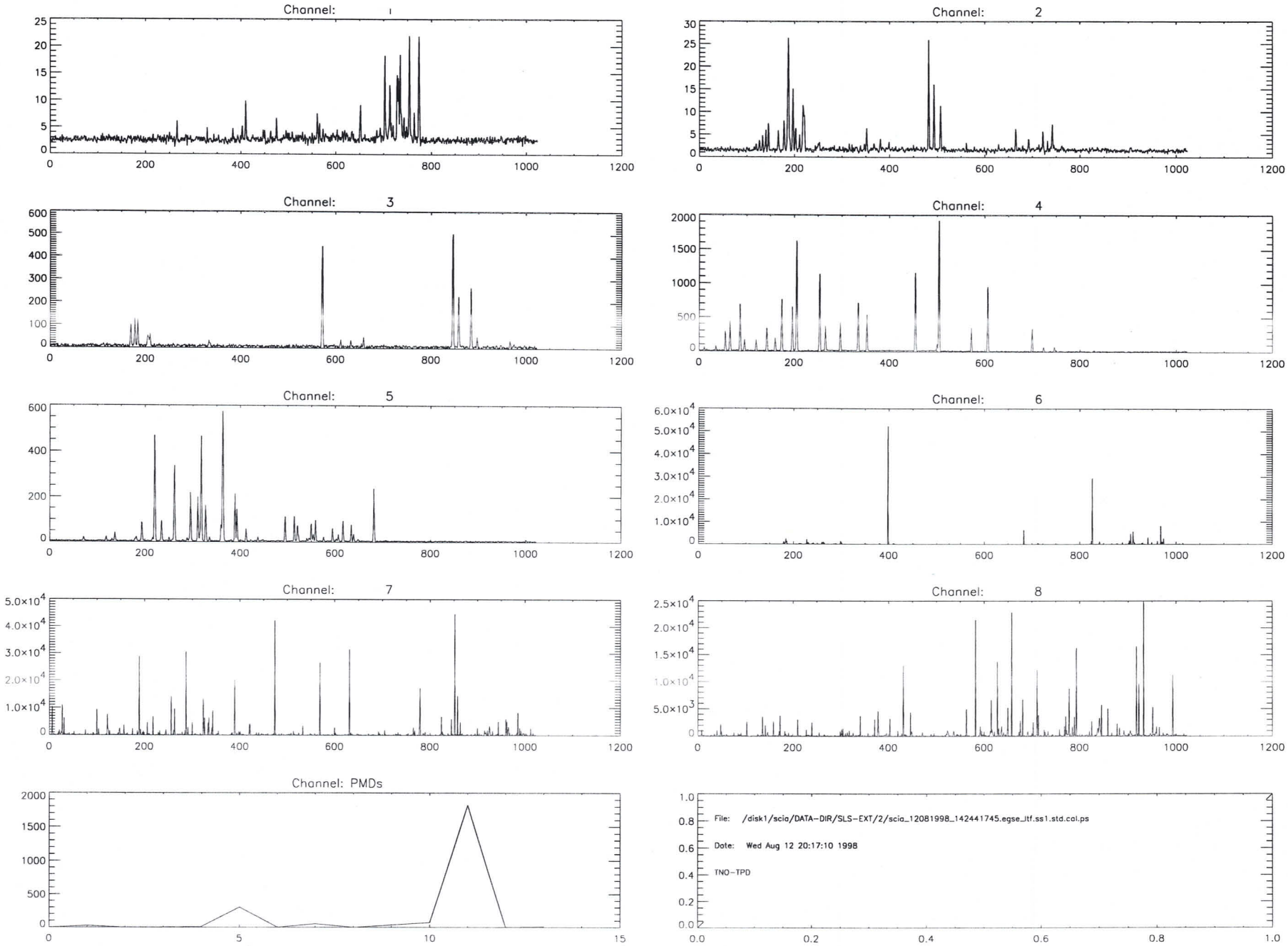
Channel: 1
Channel: 2
Channel: 3
Channel: 4
Channel: 5
Channel: 6
Channel: 7
Channel: 8
Channel: PMDs
File: /disk1/scia/DATA-DIR/SLS-EXT/2/scia_12081998_142441745.egse_ltf.ss1.std.cal.ps
Date: Wed Aug 12 20:17:10 1998
TNO-TPD

```
time       = Wed Aug 12 20:19:42 1998
batch      = du1
Start TOD = Wed 12-Aug-98 15:26:48
End   TOD = Wed 12-Aug-98 15:56:25
Processing= computation of average, standard dev. and rel.standard dev.
```

```
time       = Wed Aug 12 20:18:27 1998
batch      = sp1
Start TOD = Wed 12-Aug-98 14:56:04
End   TOD = Wed 12-Aug-98 15:26:48
Processing= computation of average, standard dev. and rel.standard dev.
```

```
time       = Wed Aug 12 20:17:10 1998
batch      = ss1
Start TOD = Wed 12-Aug-98 14:25:04
End   TOD = Wed 12-Aug-98 14:56:04
Processing= computation of average, standard dev. and rel.standard dev.
```

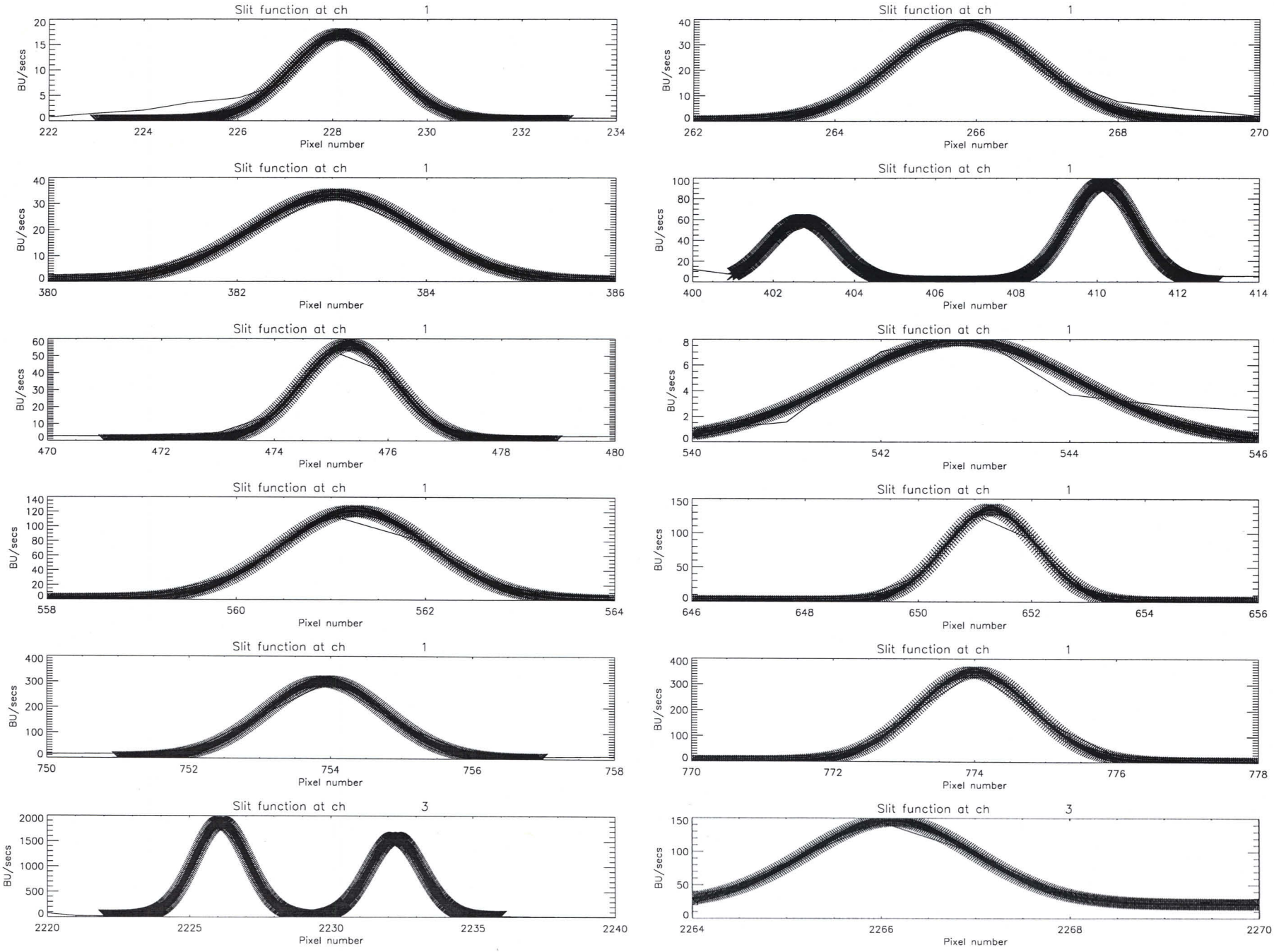
Slit function at ch 1
BU/secs
Pixel number
Slit function at ch 1
BU/secs
Pixel number
Slit function at ch 1
BU/secs
Pixel number
Slit function at ch 1
BU/secs
Pixel number
Slit function at ch 1
BU/secs
Pixel number
Slit function at ch 1
BU/secs
Pixel number
Slit function at ch 1
BU/secs
Pixel number
Slit function at ch 1
BU/secs
Pixel number
Slit function at ch 1
BU/secs
Pixel number
Slit function at ch 1
BU/secs
Pixel number
Slit function at ch 3
BU/secs
Pixel number
Slit function at ch 3
BU/secs
Pixel number

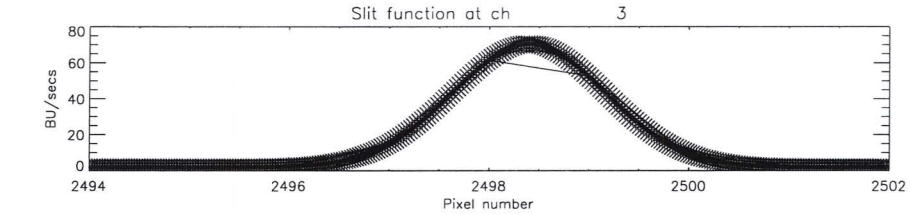
Slit function at ch 3
BU/secs
Pixel number

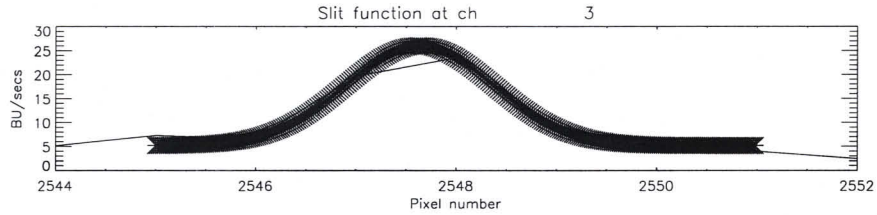
Slit function at ch 3
BU/secs
Pixel number

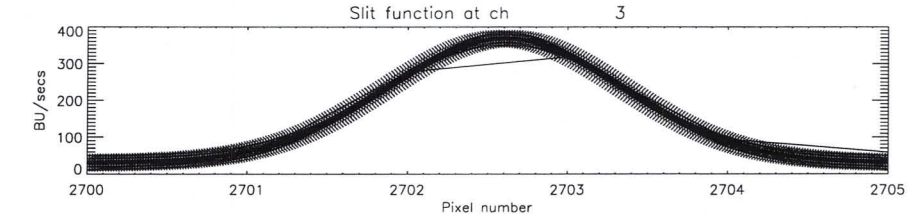
Slit function at ch 3
BU/secs
Pixel number

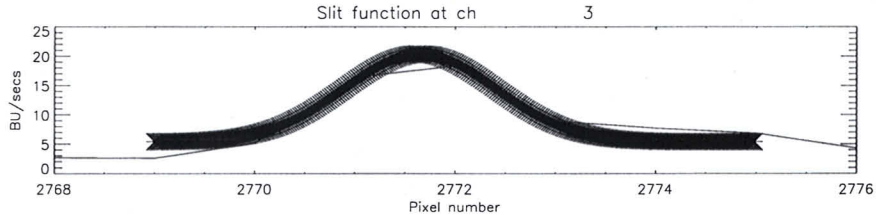
Slit function at ch 3
BU/secs
Pixel number

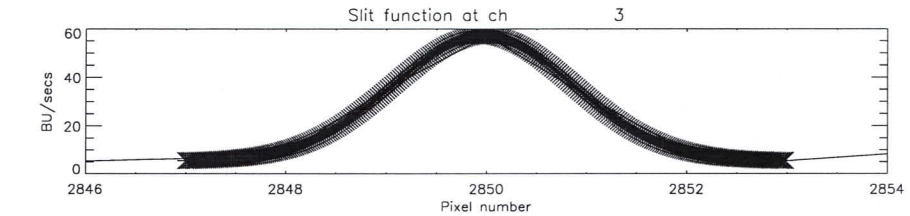
Slit function at ch 3
BU/secs
Pixel number

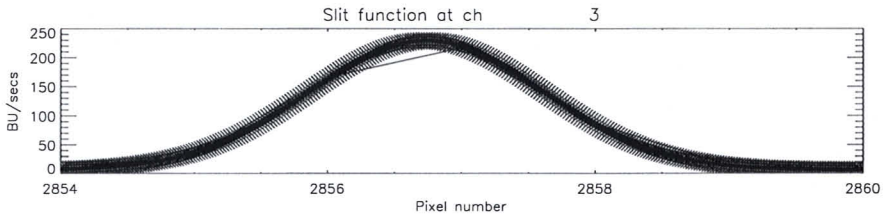
Slit function at ch 3
BU/secs
Pixel number

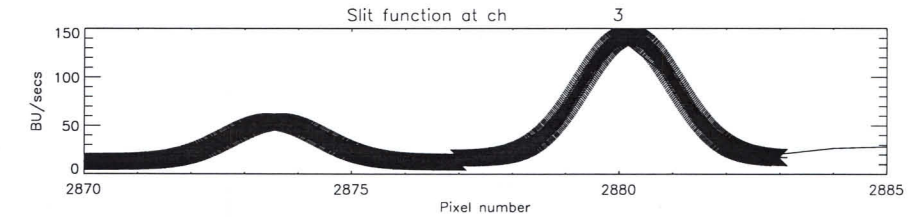
Slit function at ch 3
BU/secs
Pixel number

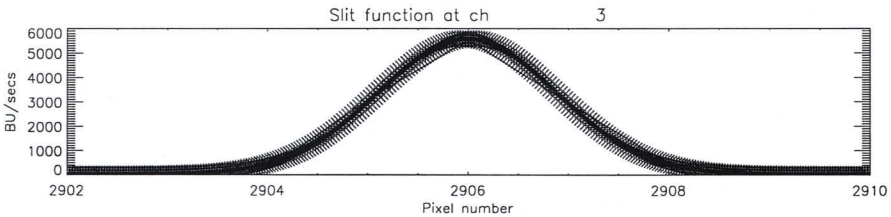
Slit function at ch 3
BU/secs
Pixel number

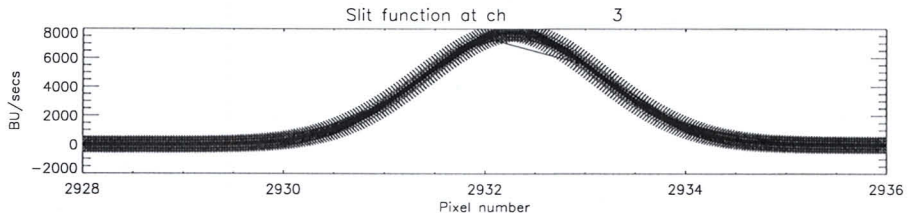
Slit function at ch 3
BU/secs
Pixel number

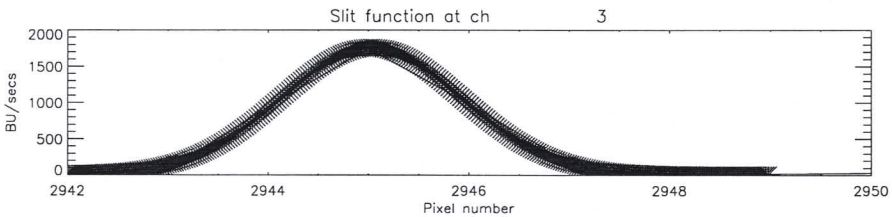
Slit function at ch 3
BU/secs
Pixel number

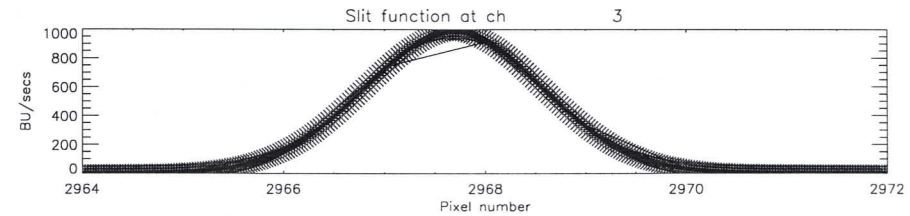
Slit function at ch 3
BU/secs
Pixel number

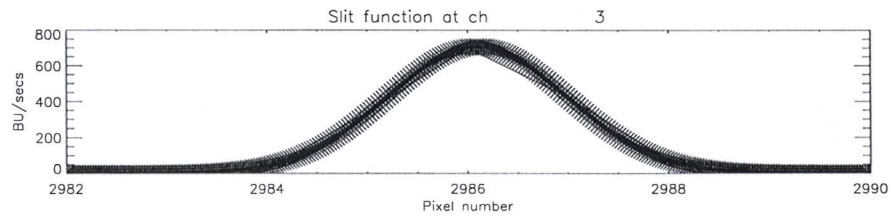
Slit function at ch 3
BU/secs
Pixel number

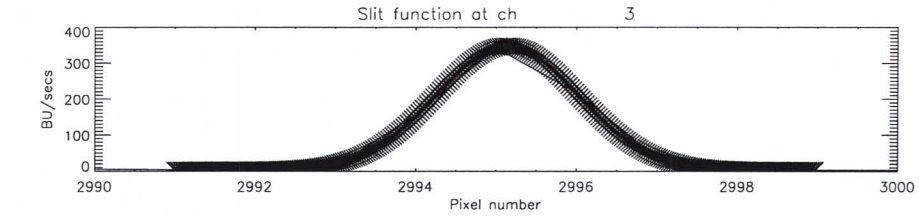
Slit function at ch 3
BU/secs
Pixel number

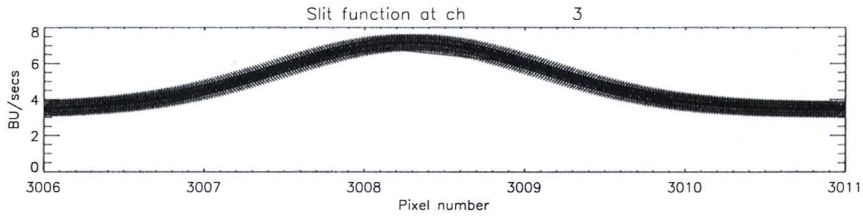
Slit function at ch 3
BU/secs
Pixel number

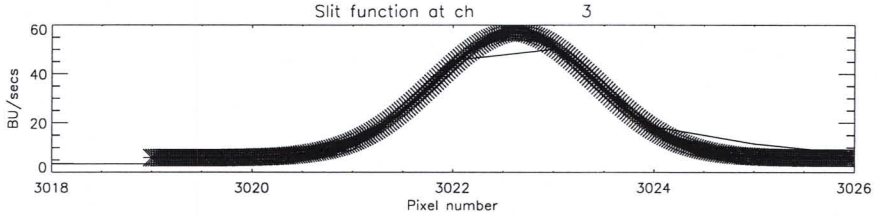
Slit function at ch 3
BU/secs
Pixel number

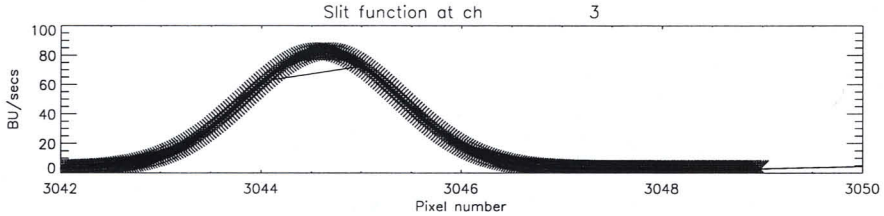
Slit function at ch 3
BU/secs
Pixel number

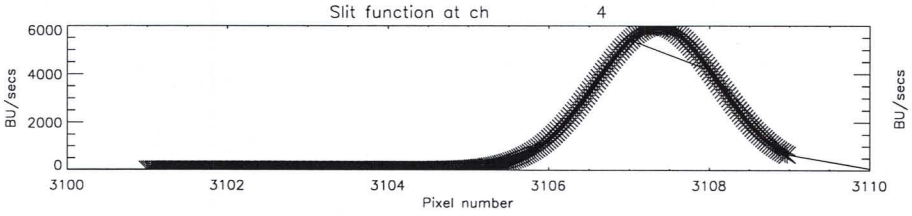
Slit function at ch 4
BU/secs
Pixel number

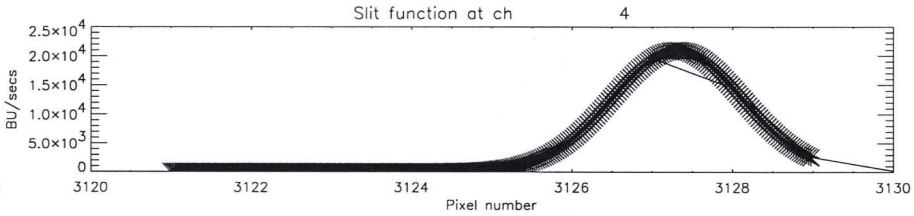
Slit function at ch 4
BU/secs
Pixel number

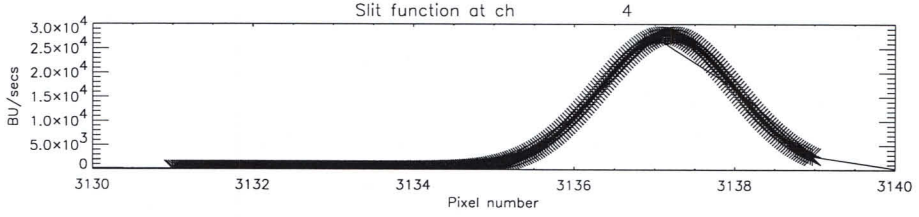
Slit function at ch 4
BU/secs
Pixel number

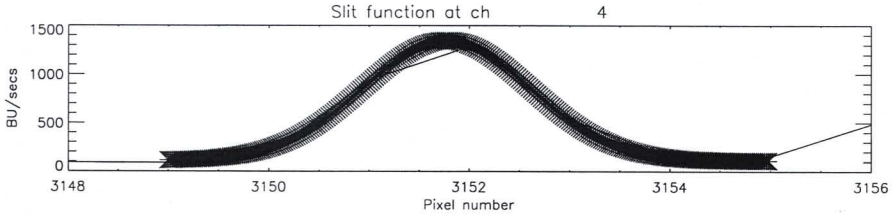
Slit function at ch 4
BU/secs
Pixel number

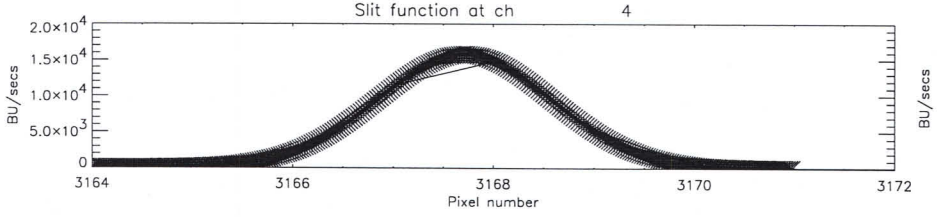
Slit function at ch 4
BU/secs
Pixel number

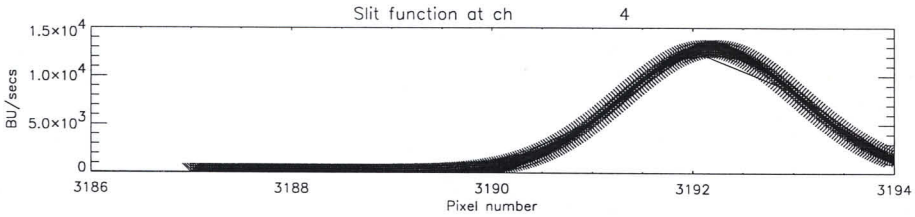
Slit function at ch 4
BU/secs
Pixel number

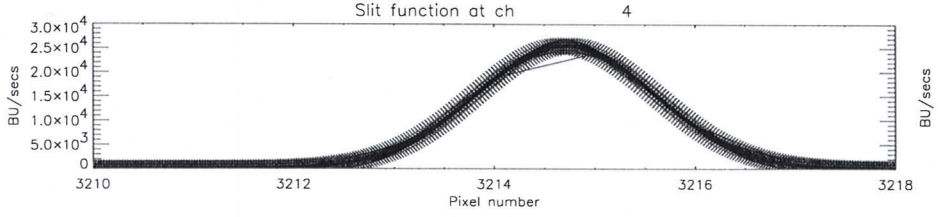
Slit function at ch 4
BU/secs
Pixel number

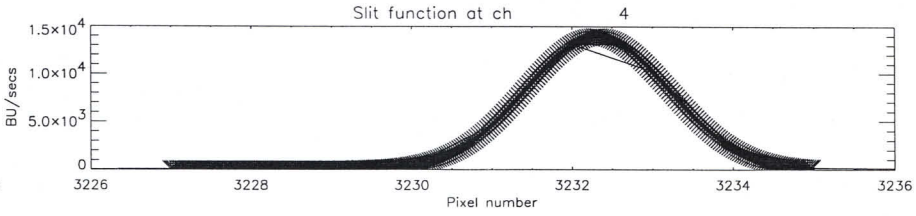
Slit function at ch 4
BU/secs
Pixel number

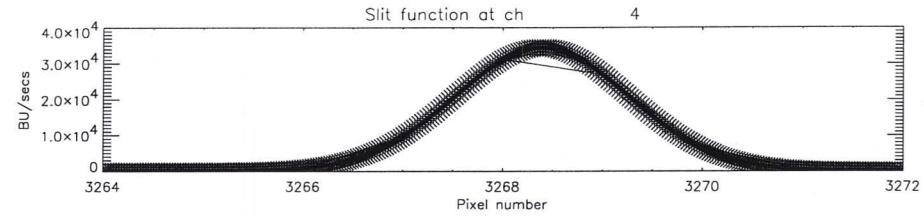
Slit function at ch 4
BU/secs
Pixel number

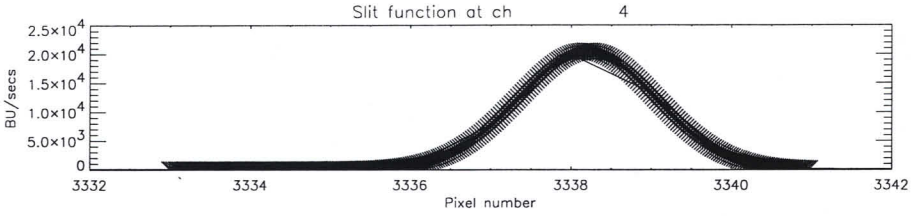
Slit function at ch 4
BU/secs
Pixel number

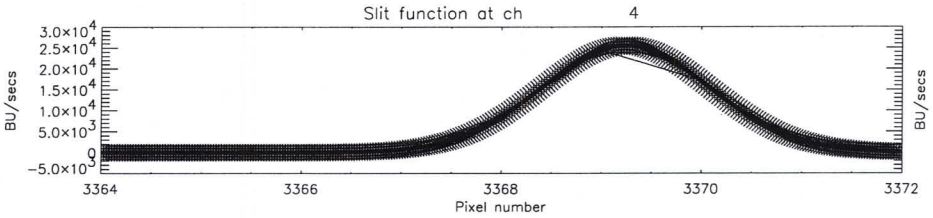
Slit function at ch 4
BU/secs
Pixel number

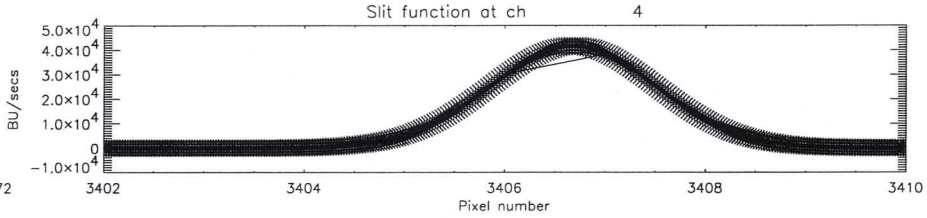
Slit function at ch 4
BU/secs
Pixel number

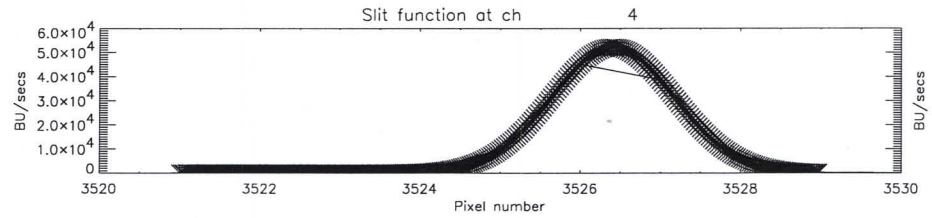
Slit function at ch 4
BU/secs
Pixel number

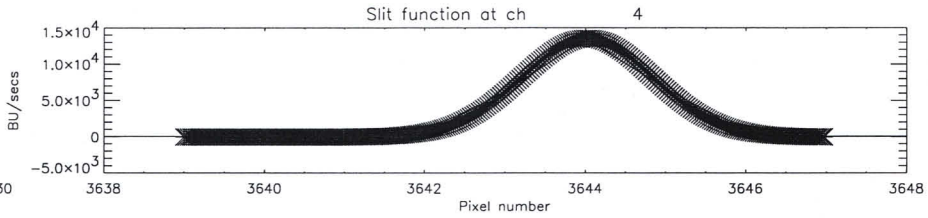
Slit function at ch 4
BU/secs
Pixel number

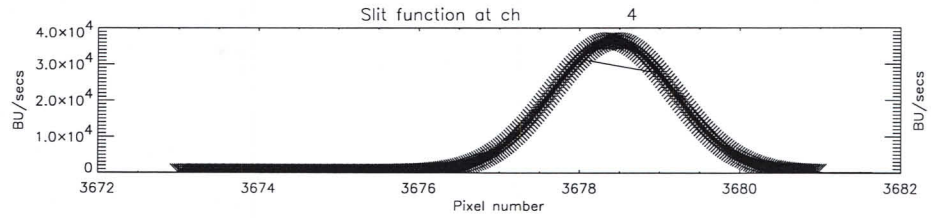
Slit function at ch 4
BU/secs
Pixel number

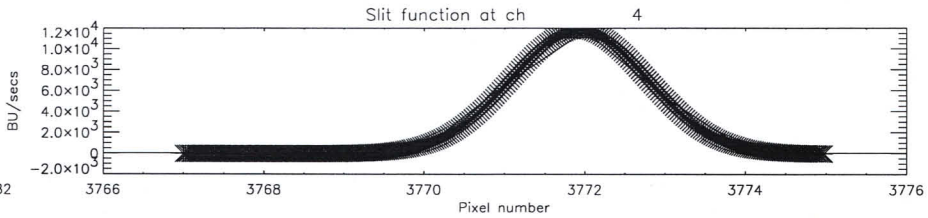
Slit function at ch 4
BU/secs
Pixel number

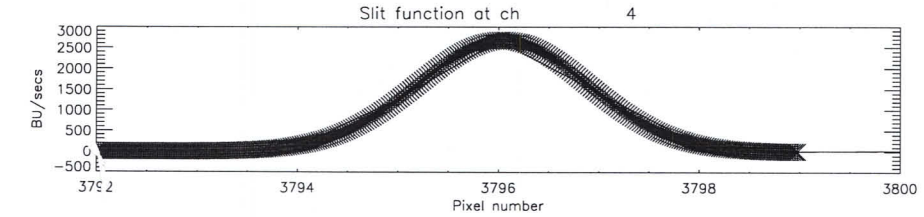
Slit function at ch 4
BU/secs
Pixel number

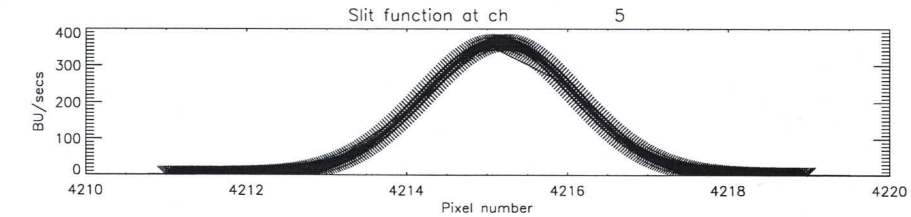
Slit function at ch 5
BU/secs
Pixel number

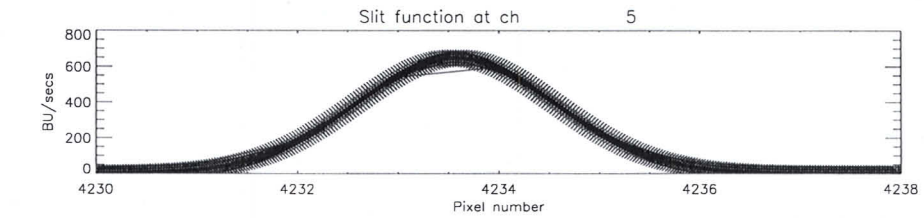
Slit function at ch 5
BU/secs
Pixel number

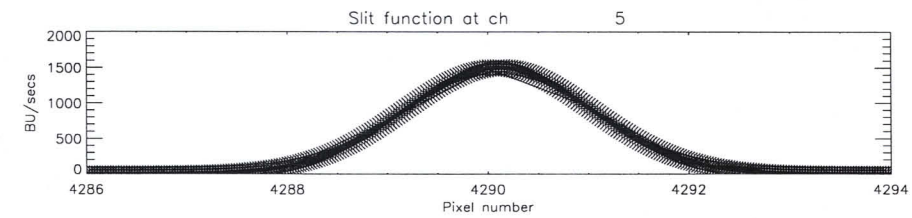
Slit function at ch 5
BU/secs
Pixel number

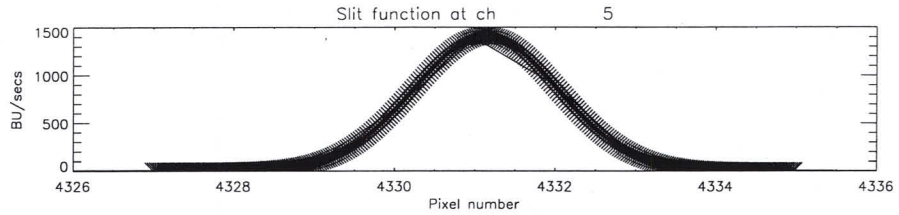
Slit function at ch 5
BU/secs
1500
1000
500
0
4326
4328
4330
4332
4334
4336
Pixel number

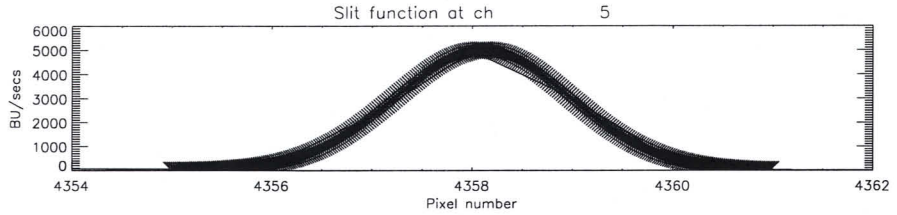
Slit function at ch 5
BU/secs
6000
5000
4000
3000
2000
1000
0
4354
4356
4358
4360
4362
Pixel number

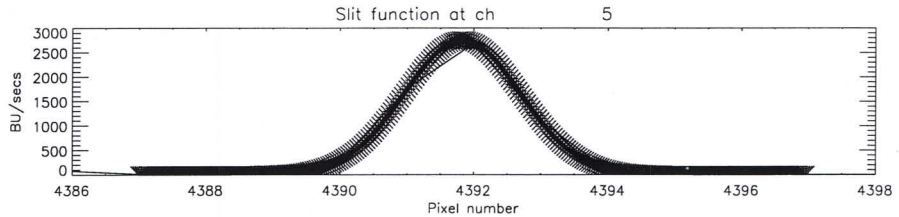
Slit function at ch 5
BU/secs
3000
2500
2000
1500
1000
500
0
4386
4388
4390
4392
4394
4396
4398
Pixel number

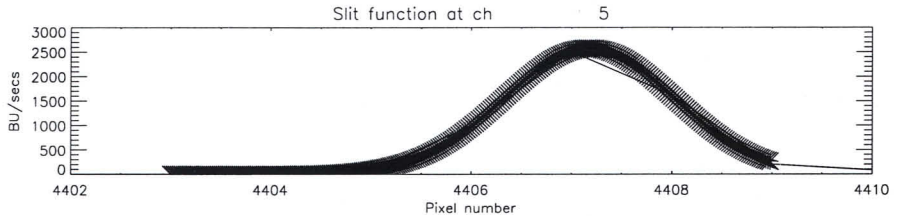
Slit function at ch 5
BU/secs
3000
2500
2000
1500
1000
500
0
4402
4404
4406
4408
4410
Pixel number

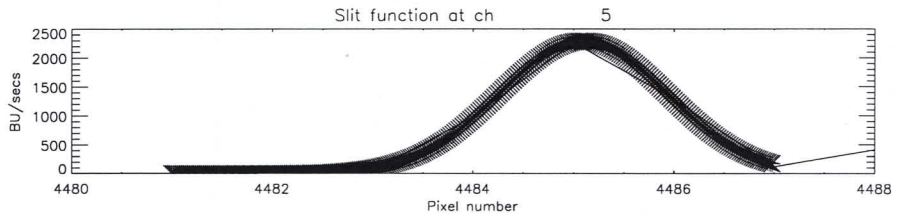
Slit function at ch 5
BU/secs
2500
2000
1500
1000
500
0
4480
4482
4484
4486
4488
Pixel number

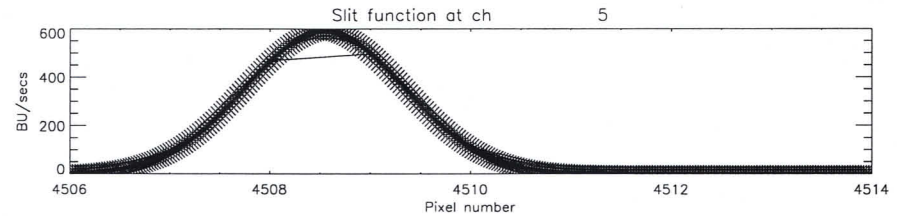
Slit function at ch 5
BU/secs
600
400
200
0
4506
4508
4510
4512
4514
Pixel number

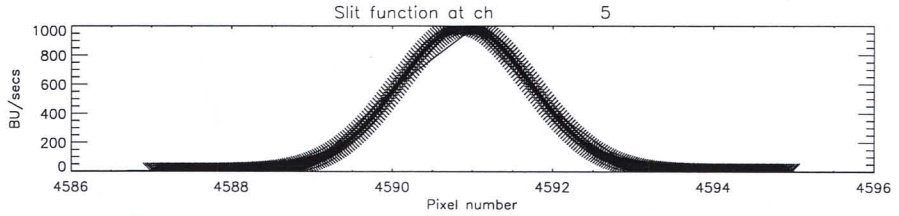
Slit function at ch 5
BU/secs
1000
800
600
400
200
0
4586
4588
4590
4592
4594
4596
Pixel number

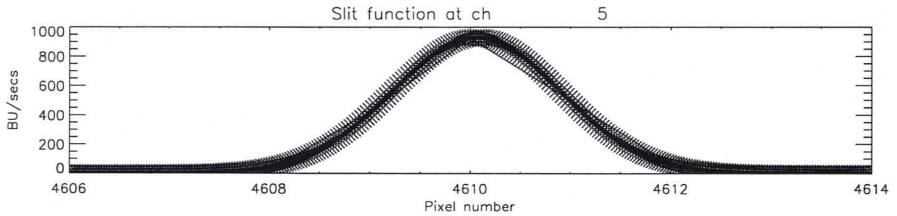
Slit function at ch 5
BU/secs
1000
800
600
400
200
0
4606
4608
4610
4612
4614
Pixel number

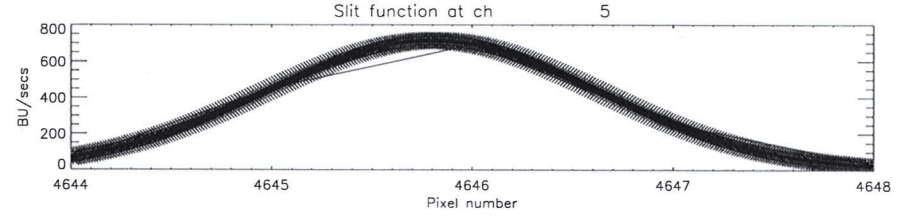
Slit function at ch 5
BU/secs
800
600
400
200
0
4644
4645
4646
4647
4648
Pixel number

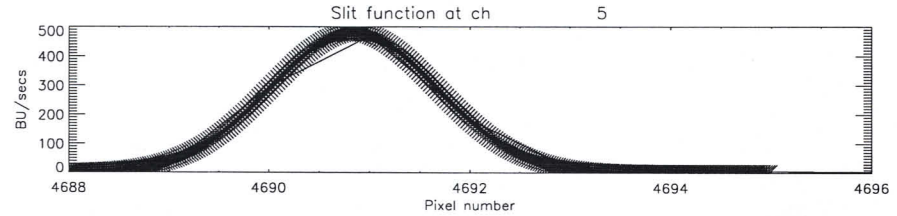
Slit function at ch 5
BU/secs
500
400
300
200
100
0
4688
4690
4692
4694
4696
Pixel number

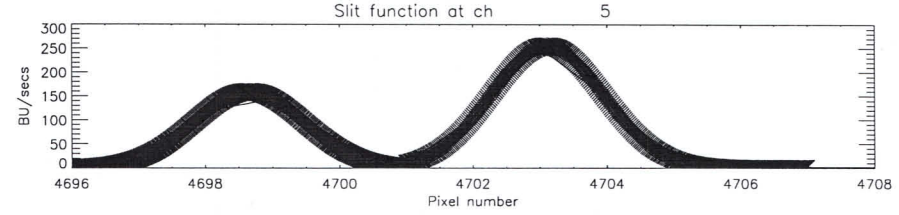
Slit function at ch 5
BU/secs
300
250
200
150
100
50
0
4696
4698
4700
4702
4704
4706
4708
Pixel number

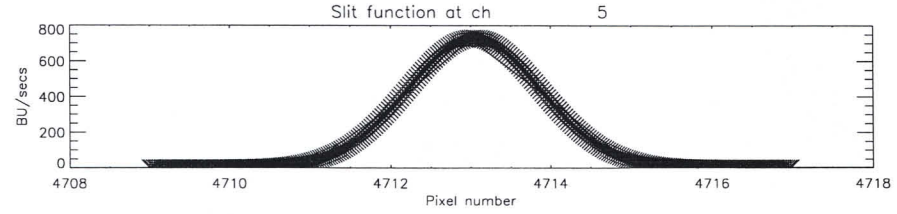
Slit function at ch 5
BU/secs
800
600
400
200
0
4708
4710
4712
4714
4716
4718
Pixel number

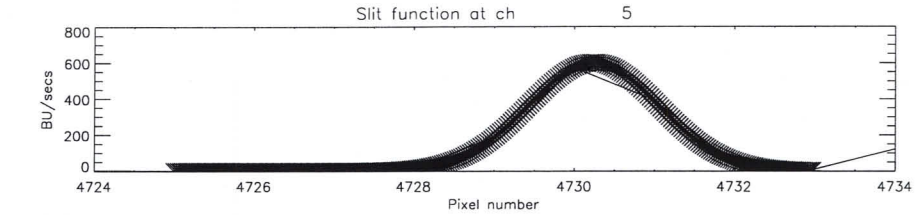
Slit function at ch 5
BU/secs
Pixel number

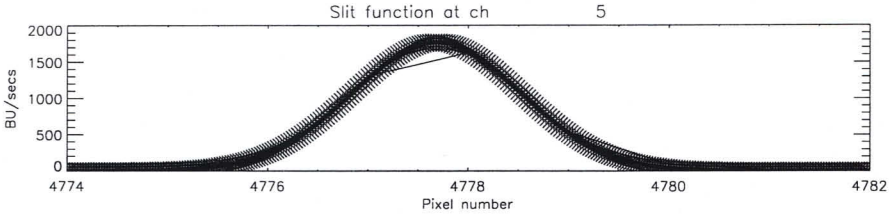
Slit function at ch 5
BU/secs
Pixel number

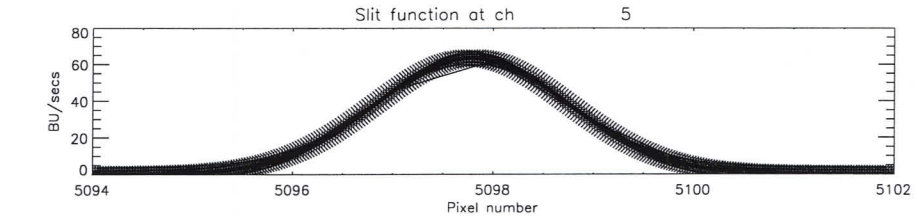
Slit function at ch 5
BU/secs
Pixel number

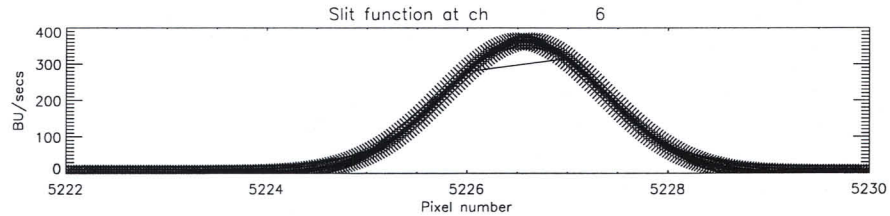
Slit function at ch 6
BU/secs
Pixel number

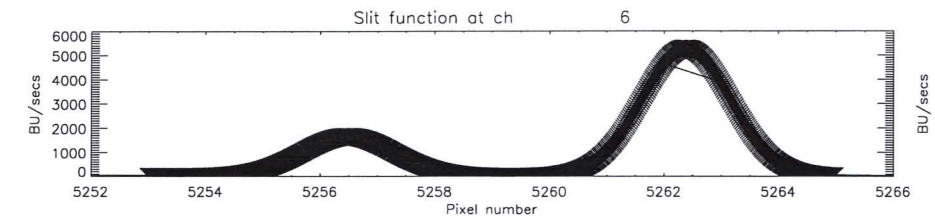
Slit function at ch 6
BU/secs
Pixel number

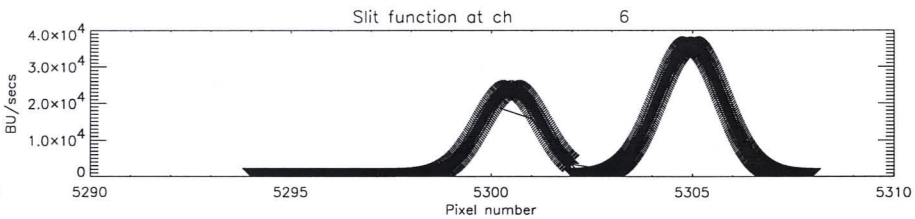
Slit function at ch 6
BU/secs
Pixel number

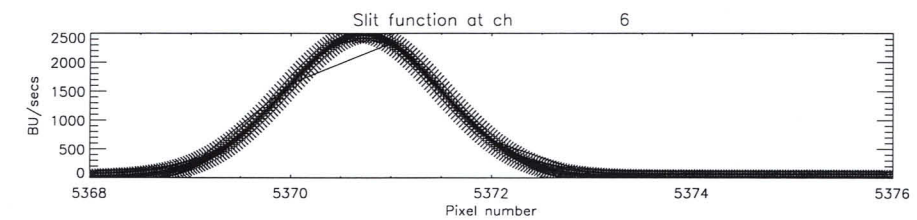
Slit function at ch 6
BU/secs
Pixel number

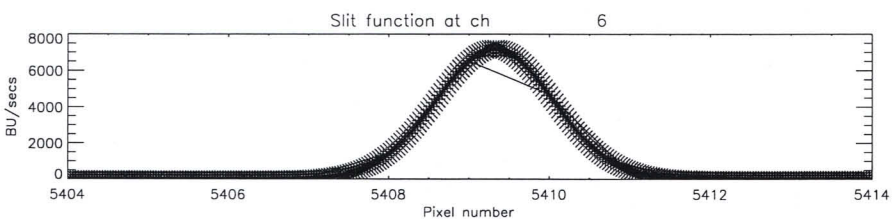
Slit function at ch 6
BU/secs
Pixel number

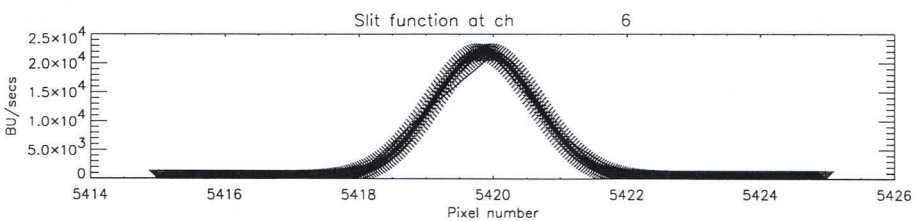
Slit function at ch 6
BU/secs
Pixel number

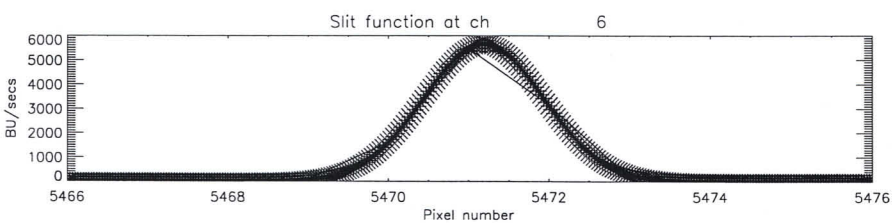
Slit function at ch 6
BU/secs
Pixel number

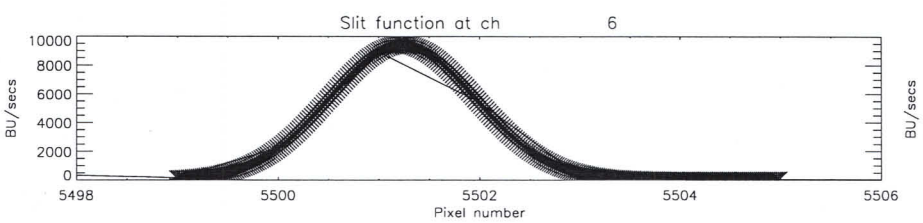
Slit function at ch 6
BU/secs
Pixel number

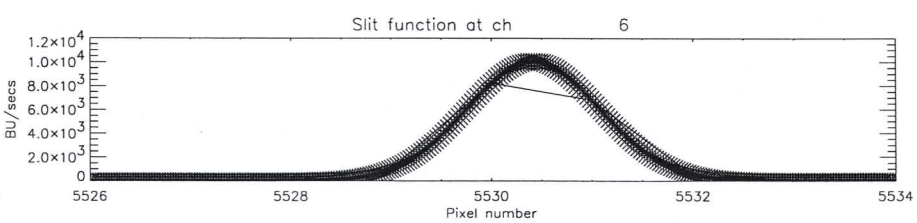
Slit function at ch 6
BU/secs
Pixel number

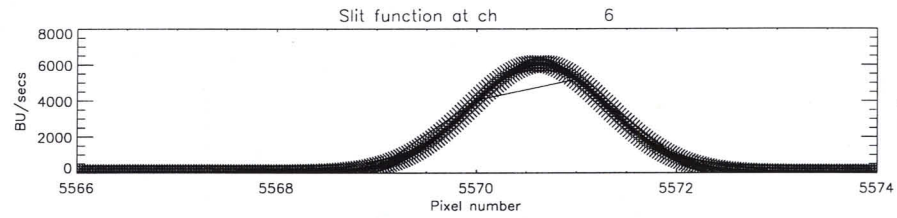
Slit function at ch 6
BU/secs
Pixel number

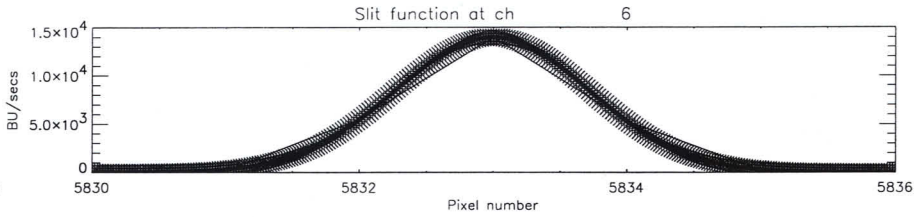
Slit function at ch 6
BU/secs
Pixel number

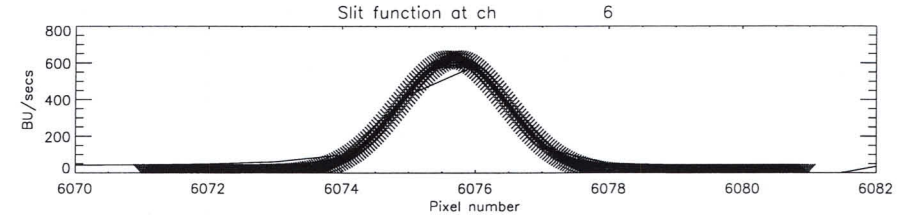
Slit function at ch 6
BU/secs
Pixel number

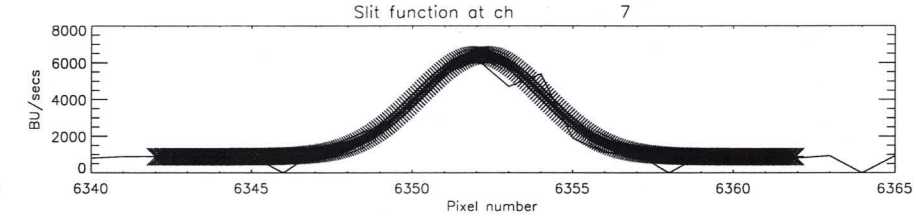
Slit function at ch 7
BU/secs
Pixel number

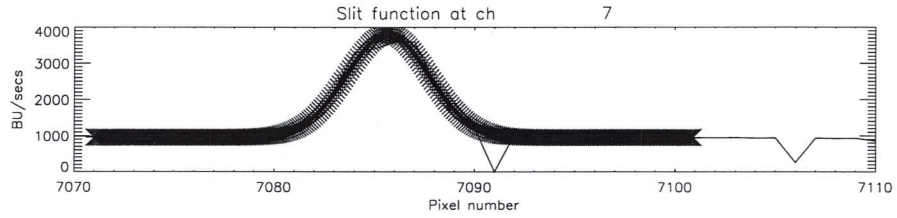
Slit function at ch 7
BU/secs
Pixel number

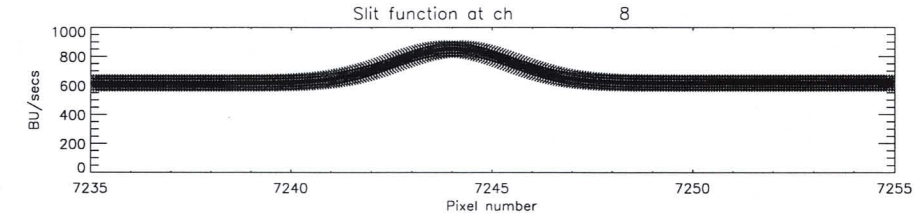
Slit function at ch 8
BU/secs
Pixel number

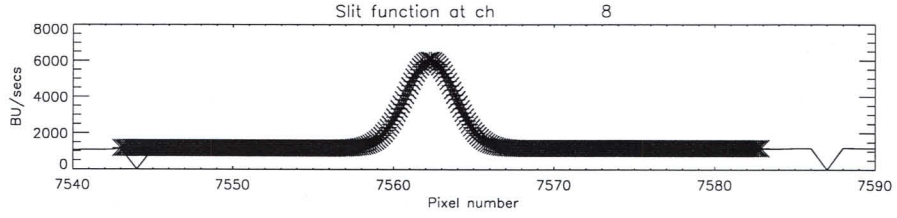
Slit function at ch 8
BU/secs
Pixel number

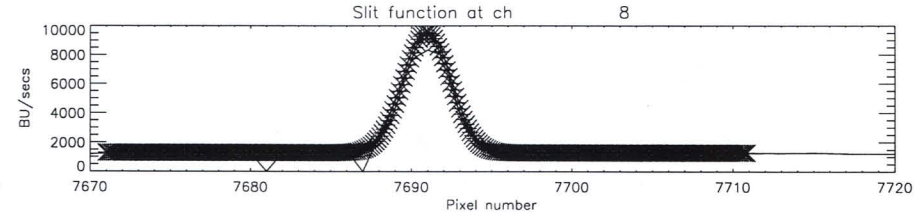
Slit function at ch 8
BU/secs
Pixel number

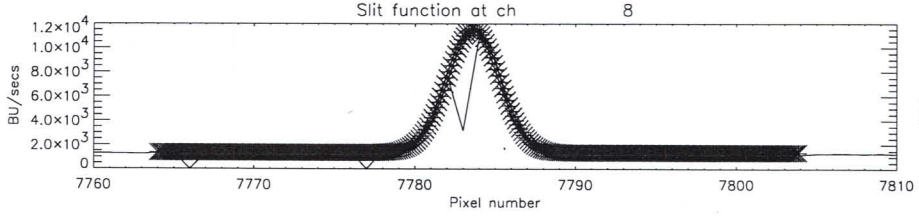
Slit function at ch 8
BU/secs
Pixel number

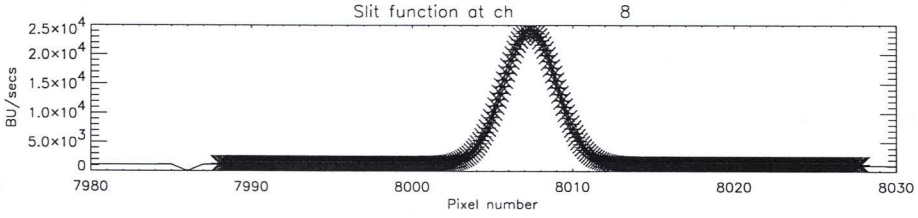
Slit function at ch 8
BU/secs
Pixel number

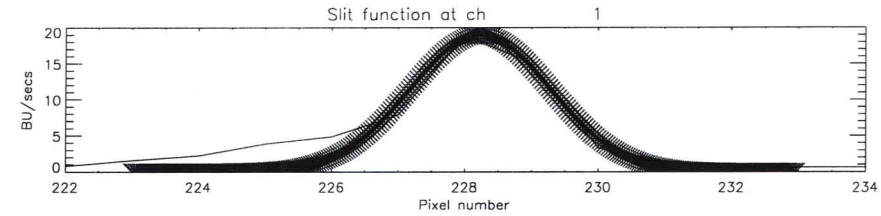
Slit function at ch 1
BU/secs
Pixel number

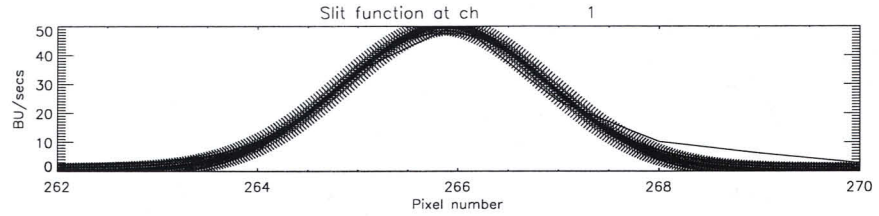
Slit function at ch 1
BU/secs
Pixel number

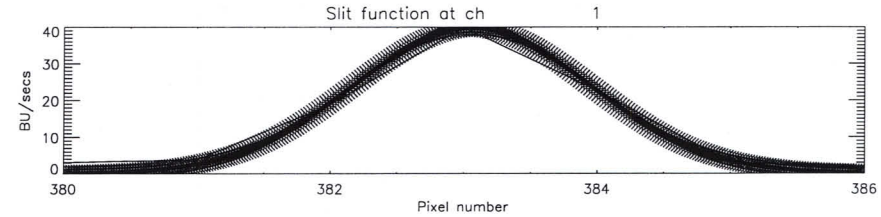
Slit function at ch 1
BU/secs
Pixel number

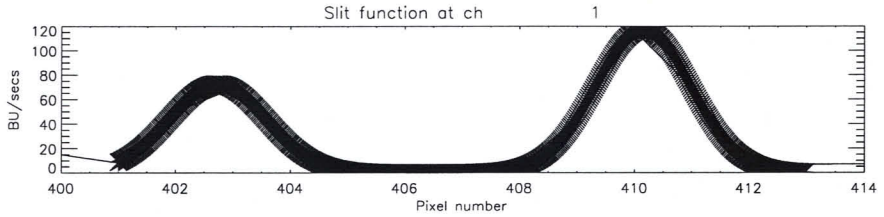
Slit function at ch 1
BU/secs
Pixel number

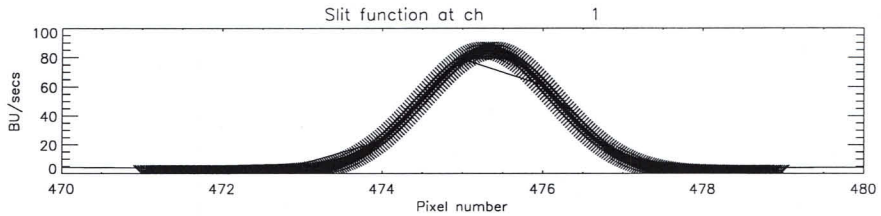
Slit function at ch 1
BU/secs
Pixel number

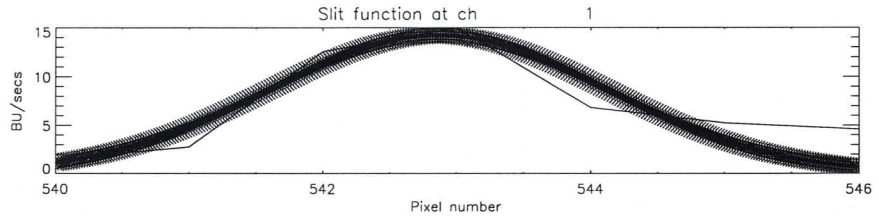
Slit function at ch 1
BU/secs
Pixel number

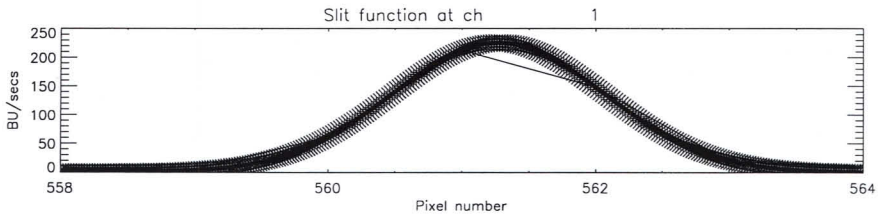
Slit function at ch 1
BU/secs
Pixel number

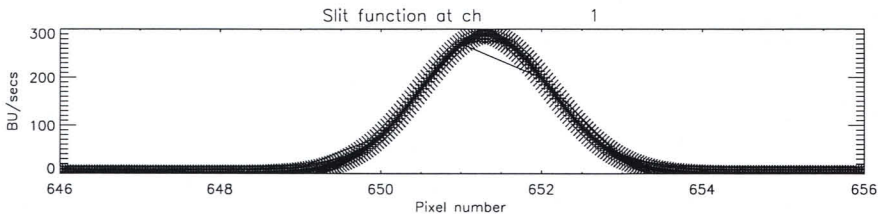
Slit function at ch 1
BU/secs
Pixel number

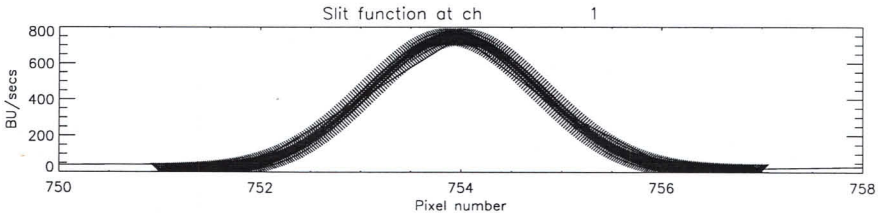
Slit function at ch 1
BU/secs
Pixel number

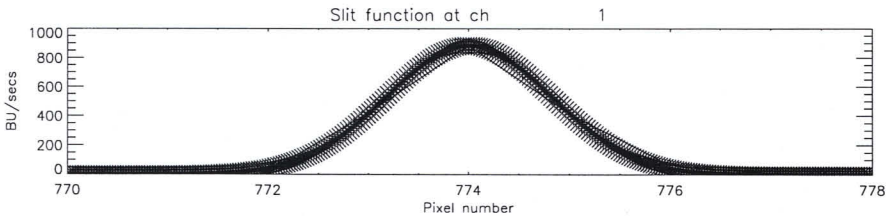
Slit function at ch 1
BU/secs
Pixel number

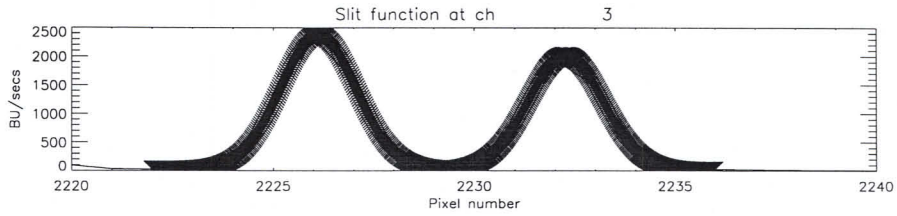
Slit function at ch 3
BU/secs
Pixel number

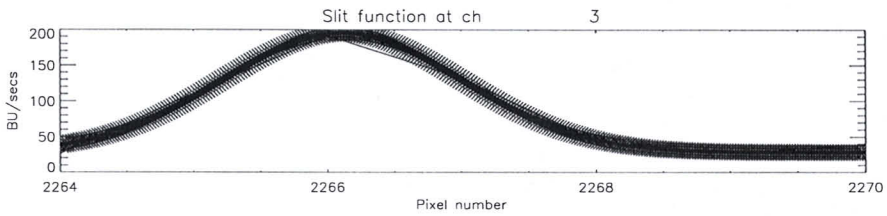
Slit function at ch 3
BU/secs
Pixel number

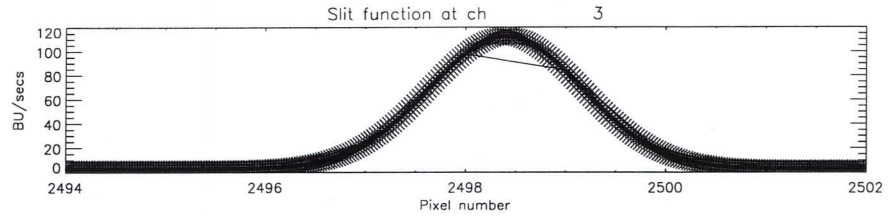
Slit function at ch 3
BU/secs
Pixel number

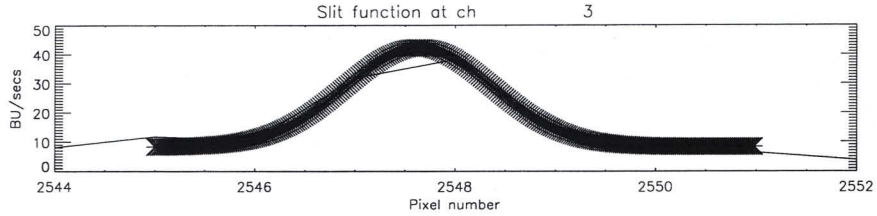
Slit function at ch 3
BU/secs
Pixel number

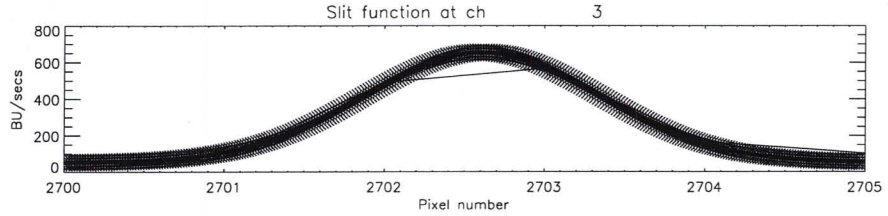
Slit function at ch 3
BU/secs
Pixel number

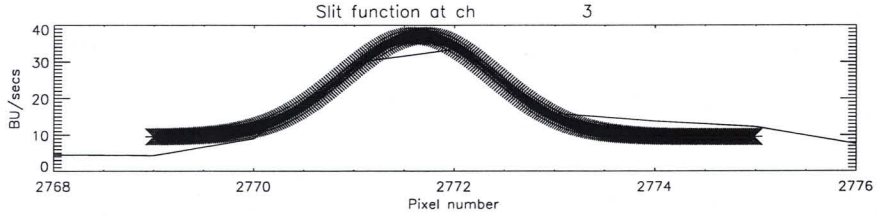
Slit function at ch 3
BU/secs
Pixel number

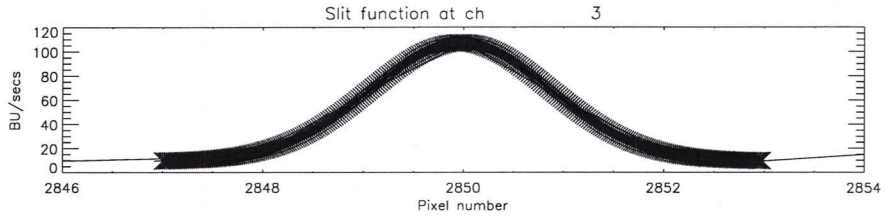
Slit function at ch 3
BU/secs
Pixel number

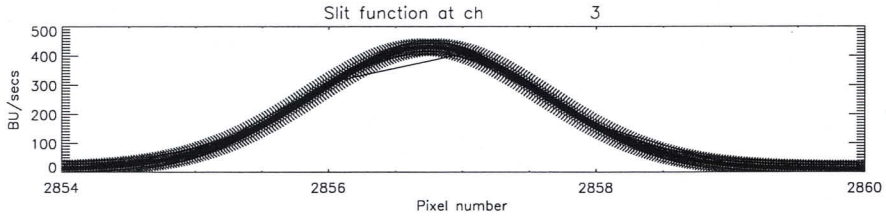
Slit function at ch 3
BU/secs
Pixel number

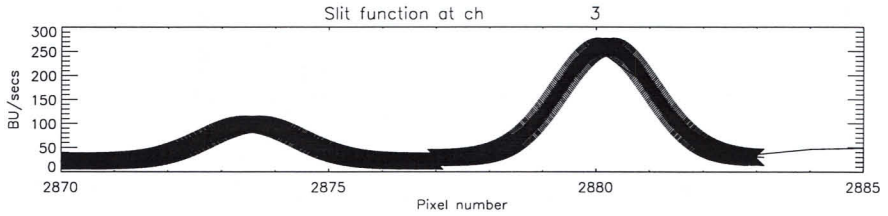
Slit function at ch 3
BU/secs
Pixel number

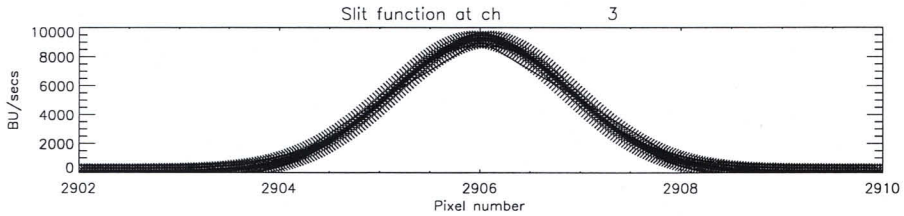
Slit function at ch 3
BU/secs
Pixel number

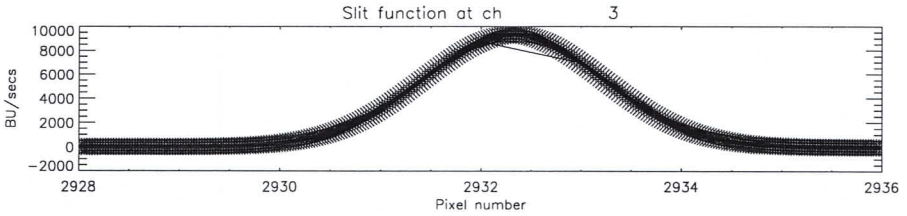
Slit function at ch 3
BU/secs
Pixel number

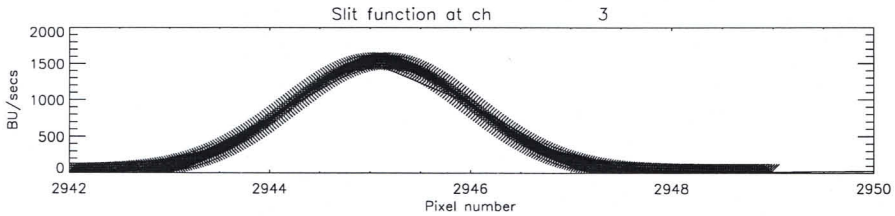
Slit function at ch 3
BU/secs
Pixel number

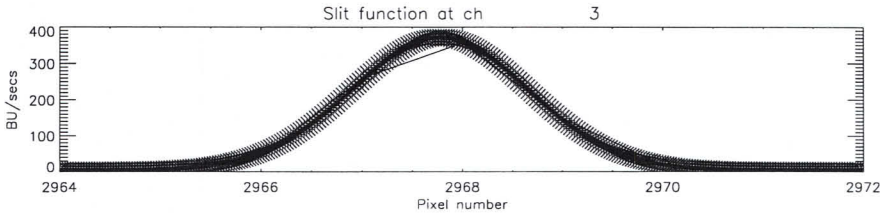
Slit function at ch 3
BU/secs
Pixel number

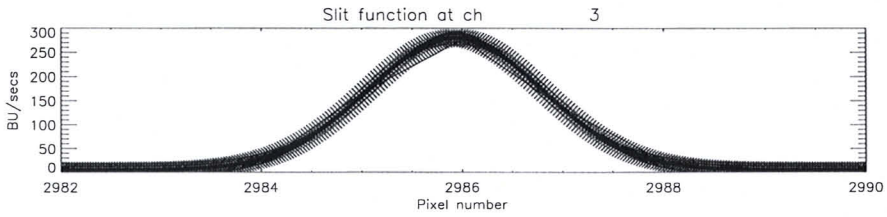
Slit function at ch 3
BU/secs
Pixel number

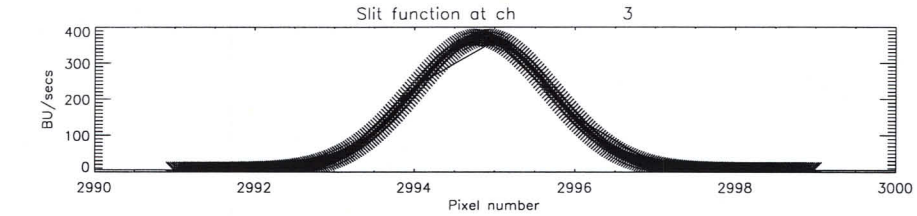
Slit function at ch 3
BU/secs
Pixel number

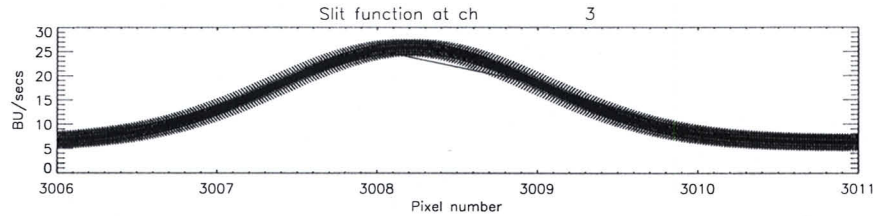
Slit function at ch 3
BU/secs
Pixel number

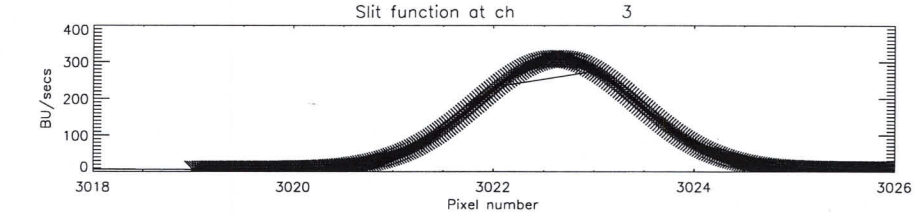
Slit function at ch 3
BU/secs
Pixel number

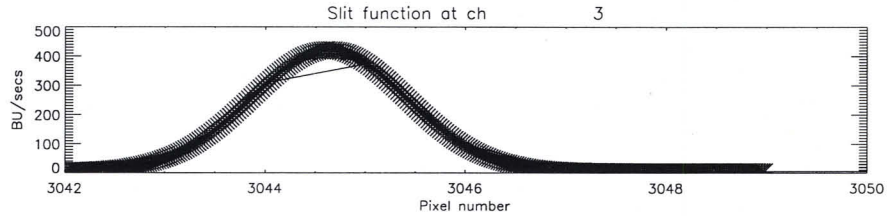
Slit function at ch 3
BU/secs
Pixel number

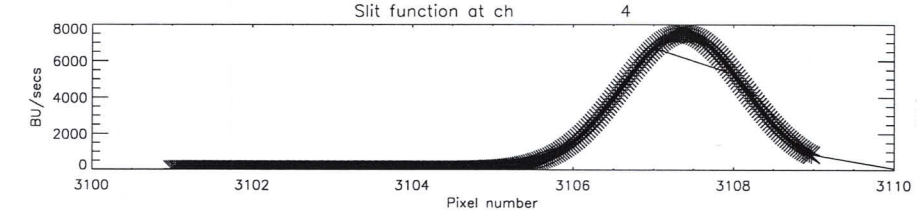
Slit function at ch 4
BU/secs
Pixel number

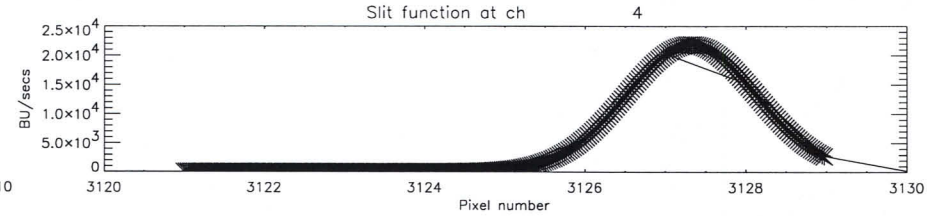
Slit function at ch 4
BU/secs
Pixel number

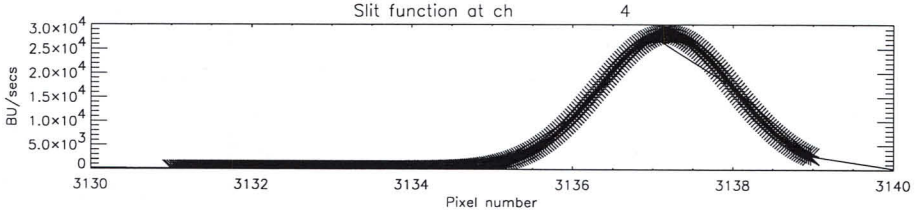
Slit function at ch 4
BU/secs
Pixel number

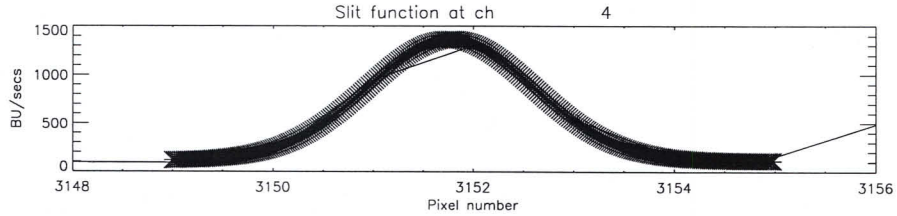
Slit function at ch 4
BU/secs
Pixel number

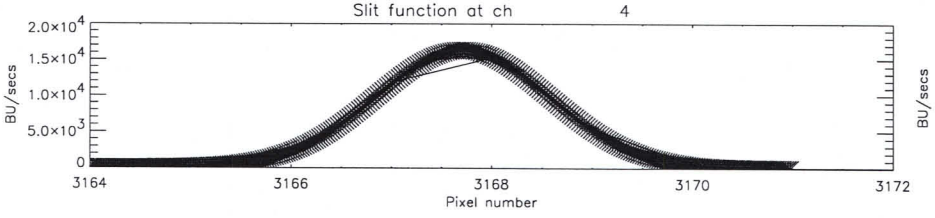
Slit function at ch 4
BU/secs
Pixel number

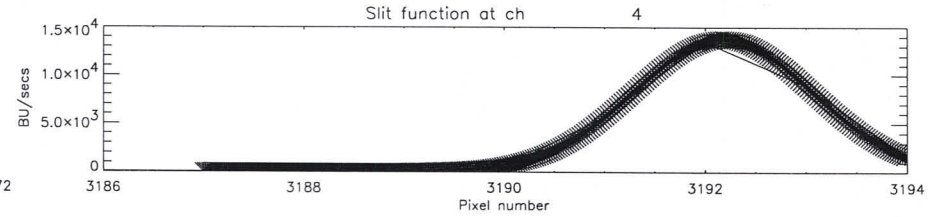
Slit function at ch 4
BU/secs
Pixel number

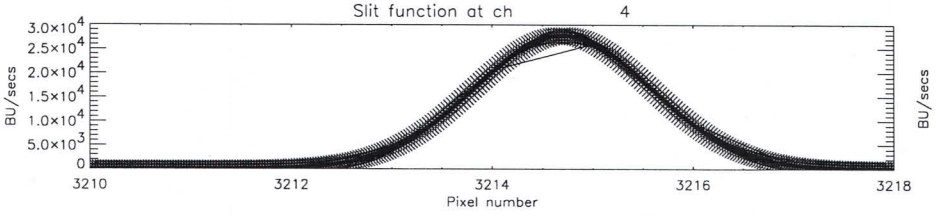
Slit function at ch 4
BU/secs
Pixel number

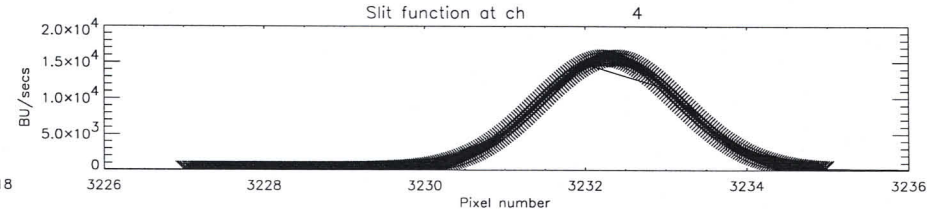
Slit function at ch 4
BU/secs
Pixel number

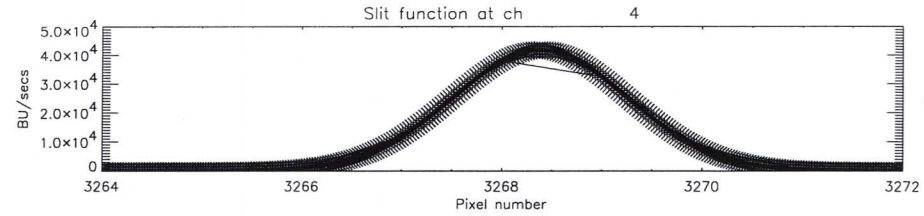
Slit function at ch 4
BU/secs
Pixel number

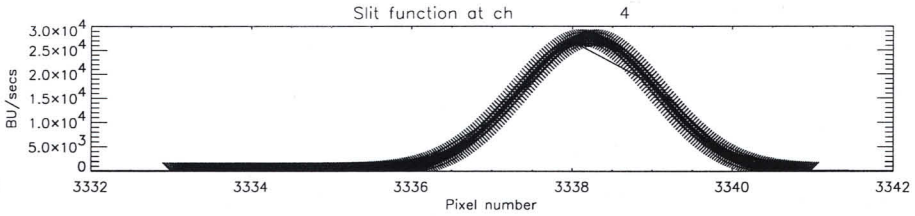
Slit function at ch 4
BU/secs
Pixel number

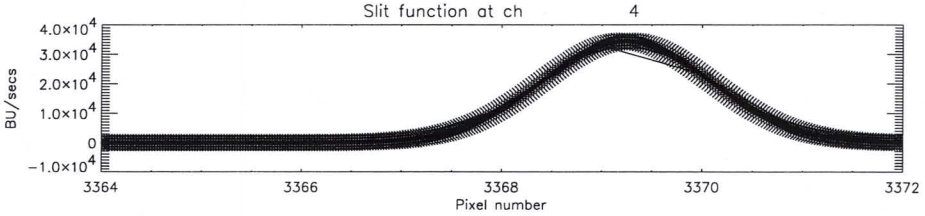
Slit function at ch 4
BU/secs
Pixel number

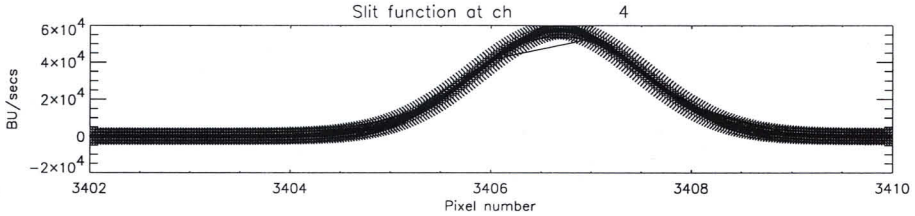
Slit function at ch 4
BU/secs
Pixel number

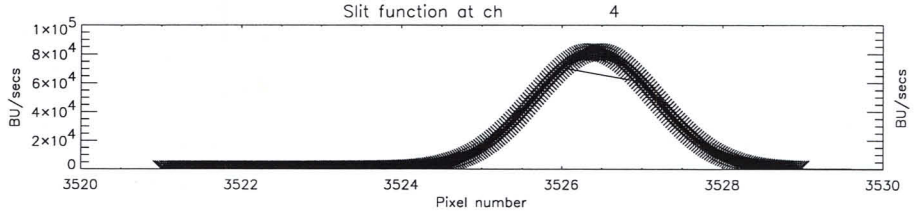
Slit function at ch 4
BU/secs
Pixel number

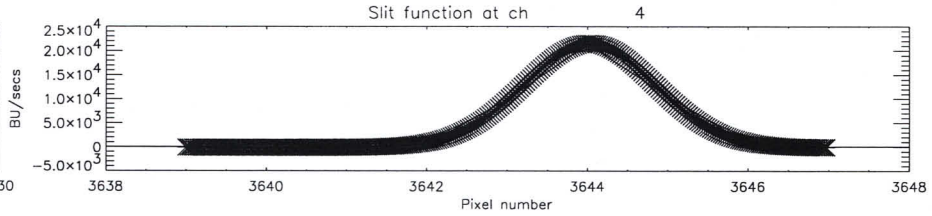
Slit function at ch 4
BU/secs
Pixel number

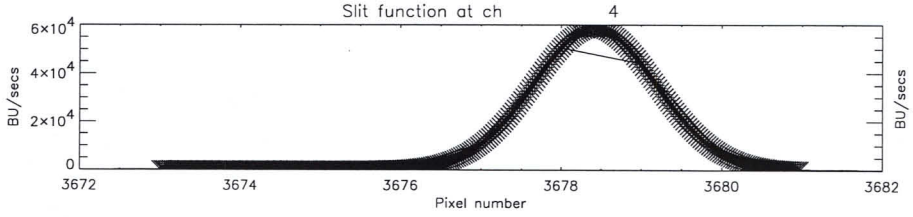
Slit function at ch 4
BU/secs
Pixel number

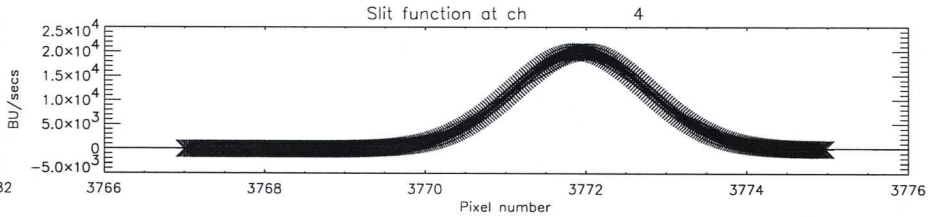
Slit function at ch 4
BU/secs
Pixel number

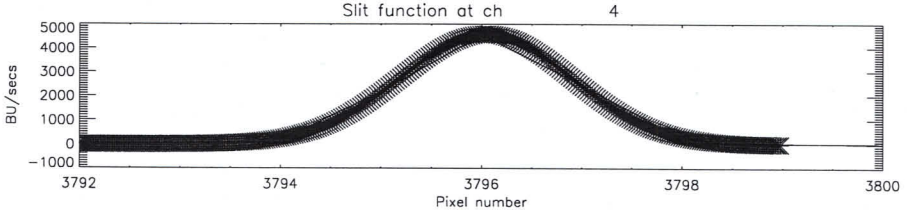
Slit function at ch 4
BU/secs
Pixel number

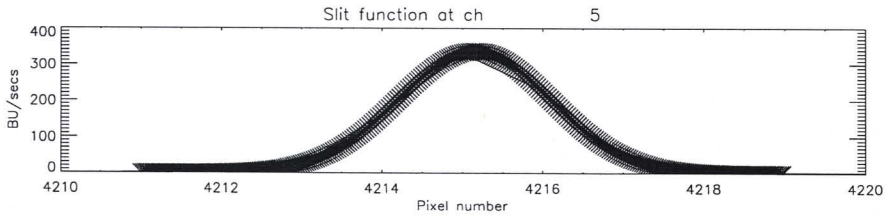
Slit function at ch 5
BU/secs
Pixel number

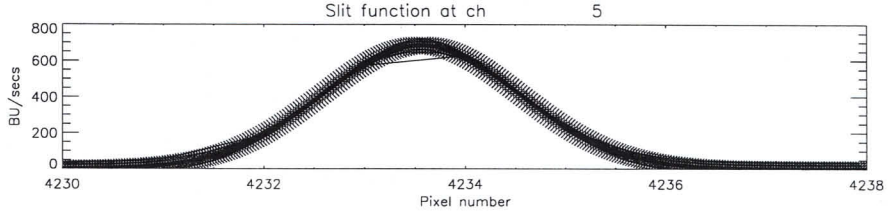
Slit function at ch 5
BU/secs
Pixel number

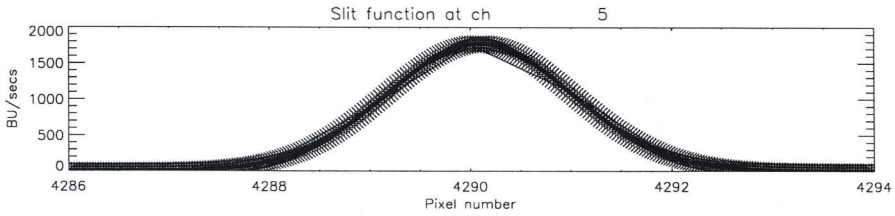
Slit function at ch 5
BU/secs
Pixel number

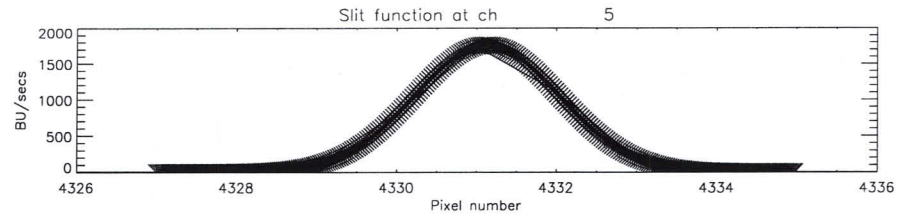
Slit function at ch 5
BU/secs
Pixel number

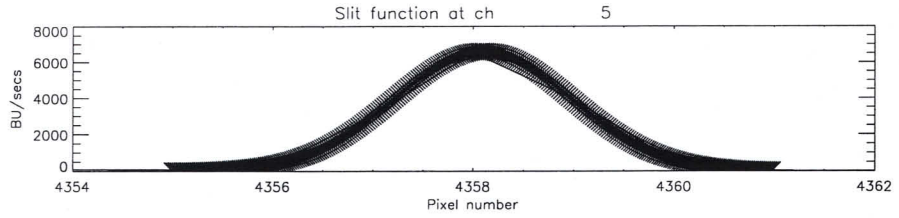
Slit function at ch 5
BU/secs
Pixel number

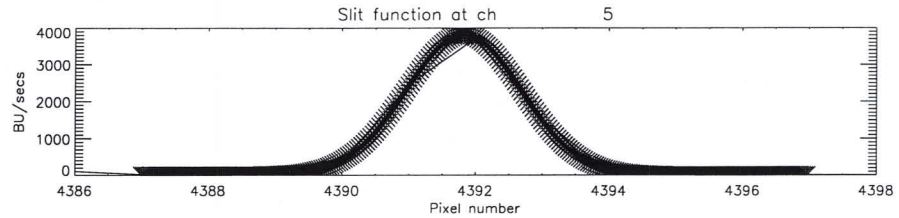
Slit function at ch 5
BU/secs
Pixel number

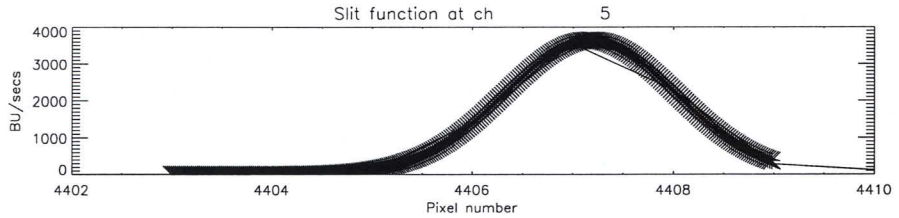
Slit function at ch 5
BU/secs
Pixel number

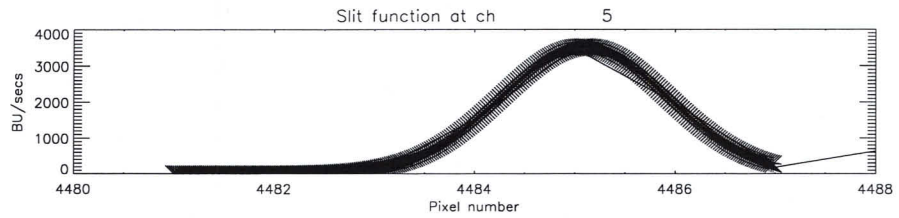
Slit function at ch 5
BU/secs
Pixel number

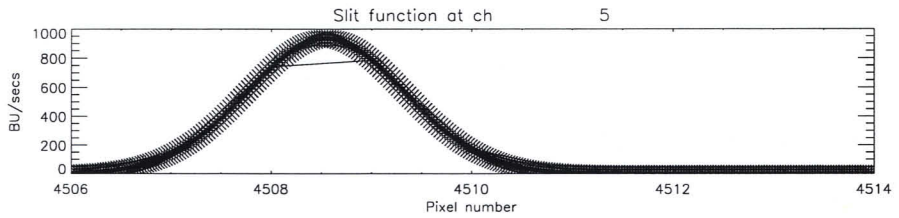
Slit function at ch 5
BU/secs
Pixel number

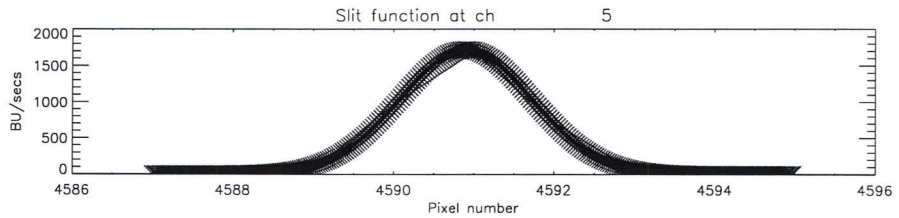
Slit function at ch 5
BU/secs
Pixel number

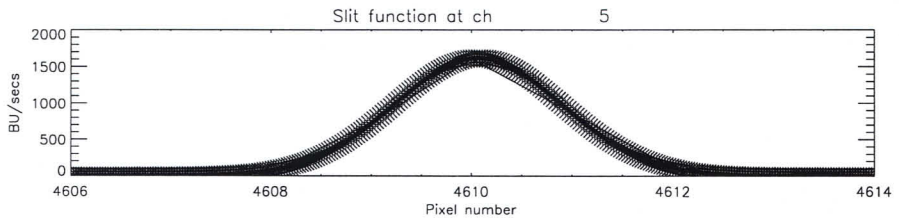
Slit function at ch 5
BU/secs
Pixel number

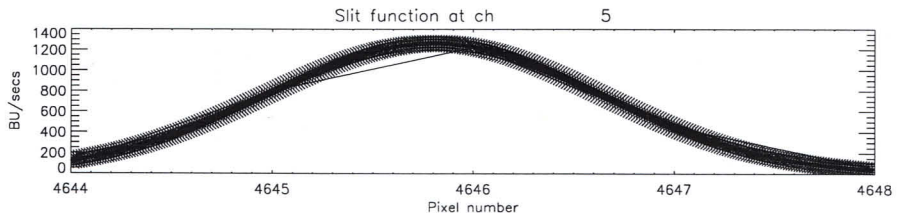
Slit function at ch 5
BU/secs
Pixel number

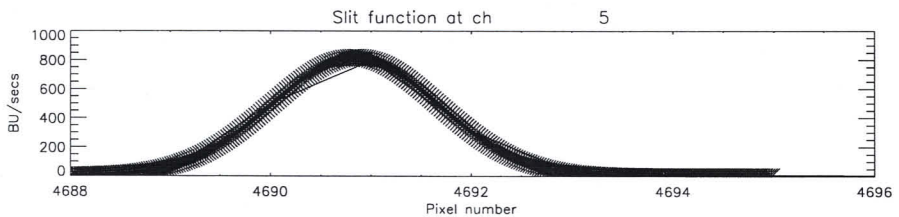
Slit function at ch 5
BU/secs
Pixel number

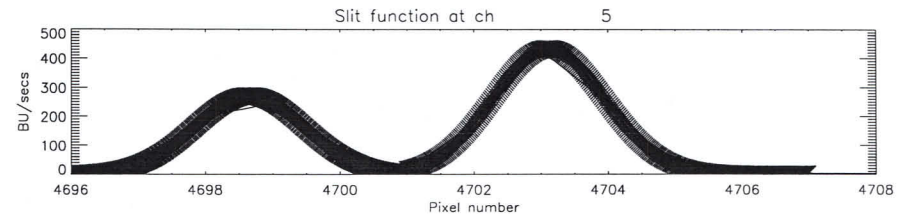
Slit function at ch 5
BU/secs
Pixel number

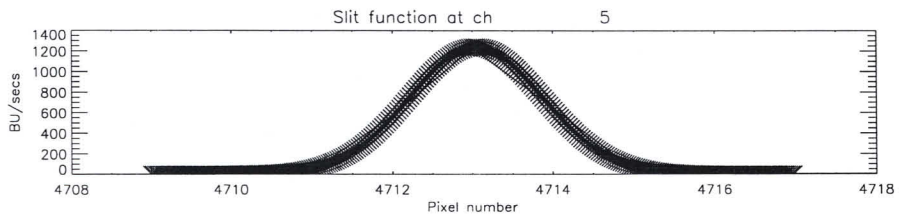
Slit function at ch 5
BU/secs
Pixel number

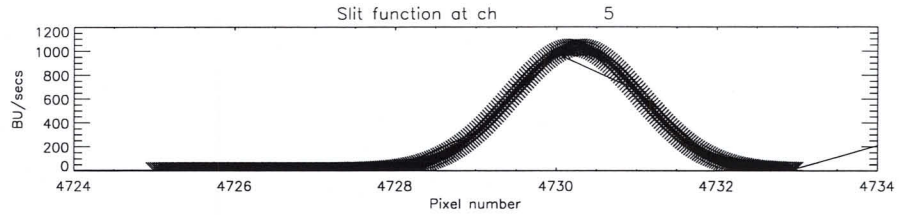
Slit function at ch 5
BU/secs
Pixel number

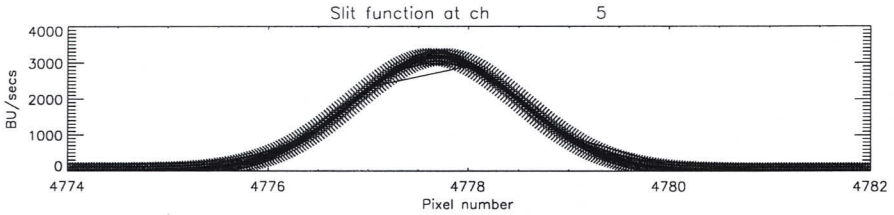
Slit function at ch 5
BU/secs
Pixel number

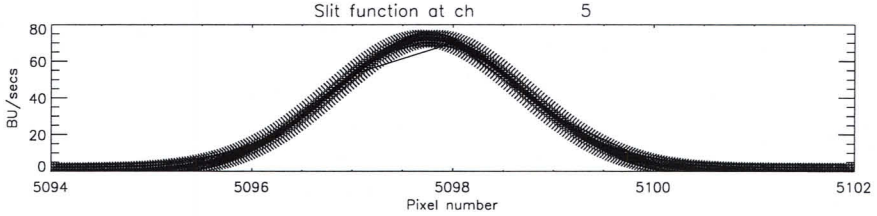
Slit function at ch 5
BU/secs
Pixel number

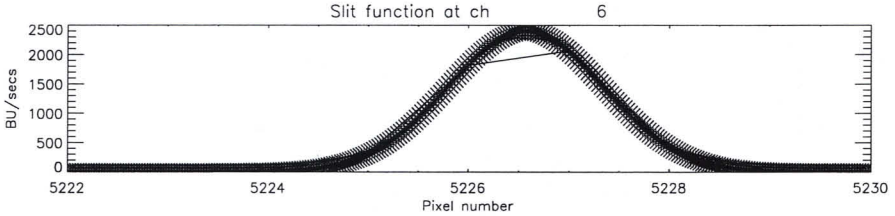
Slit function at ch 6
BU/secs
Pixel number

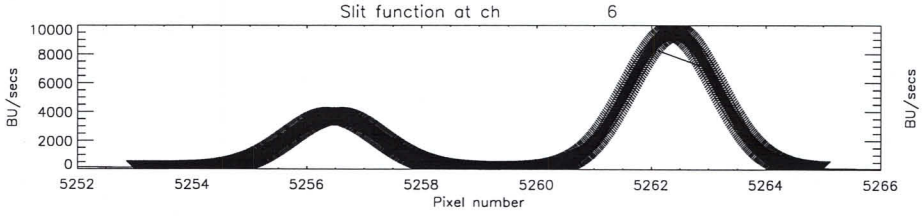
Slit function at ch 6
BU/secs
Pixel number

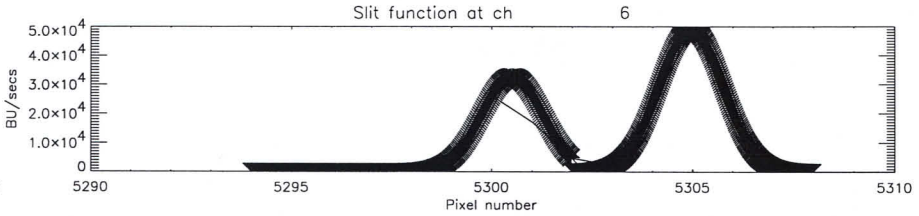
Slit function at ch 6
BU/secs
Pixel number

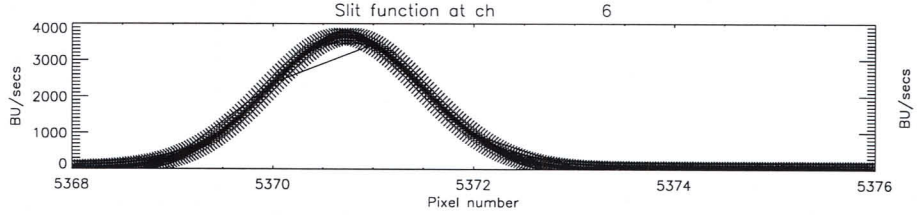
Slit function at ch 6
BU/secs
Pixel number

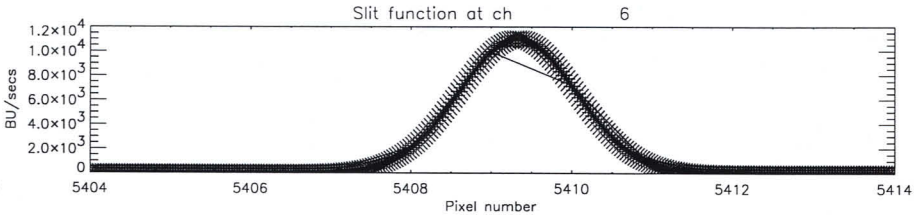
Slit function at ch 6
BU/secs
Pixel number

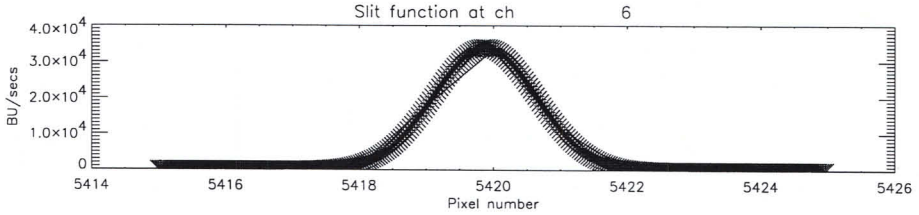
Slit function at ch 6
BU/secs
Pixel number

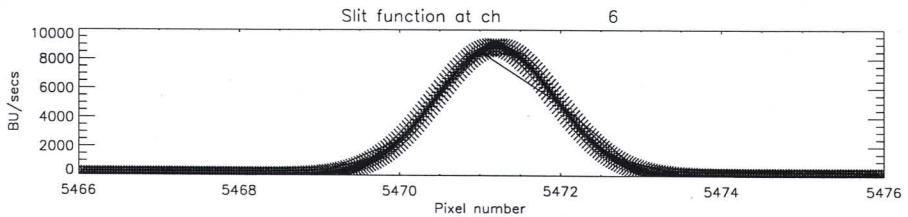
Slit function at ch 6
BU/secs
Pixel number

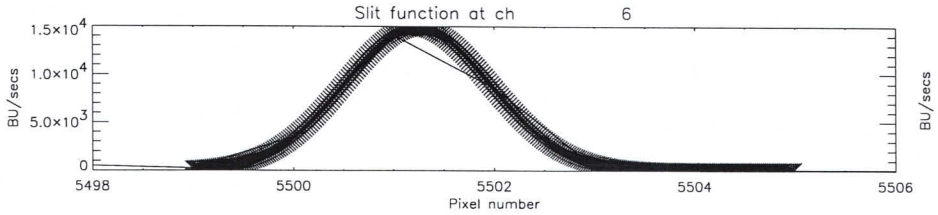
Slit function at ch 6
BU/secs
Pixel number

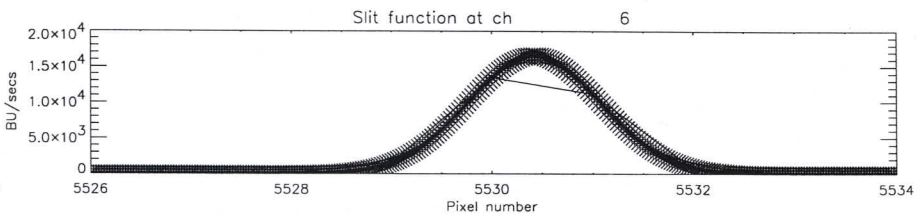
Slit function at ch 6
BU/secs
Pixel number

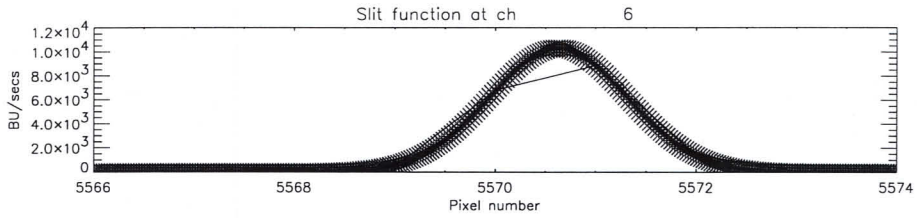
Slit function at ch 6
BU/secs
Pixel number

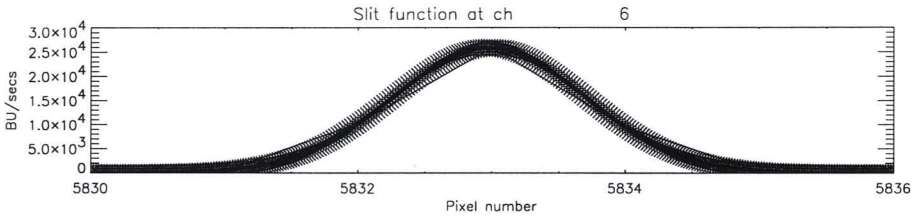
Slit function at ch 6
BU/secs
Pixel number

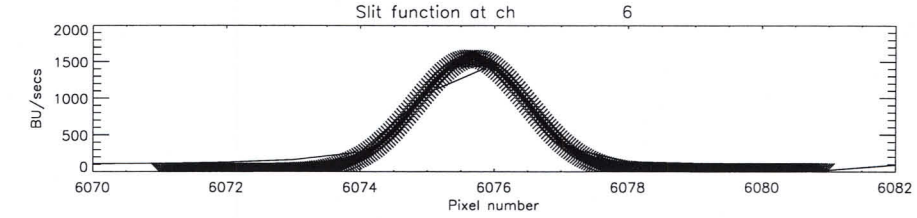
Slit function at ch 6
BU/secs
Pixel number

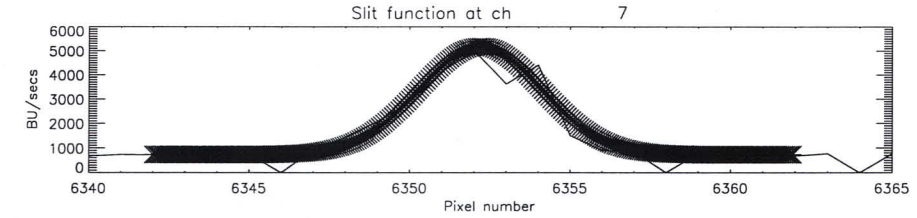
Slit function at ch 7
BU/secs
Pixel number

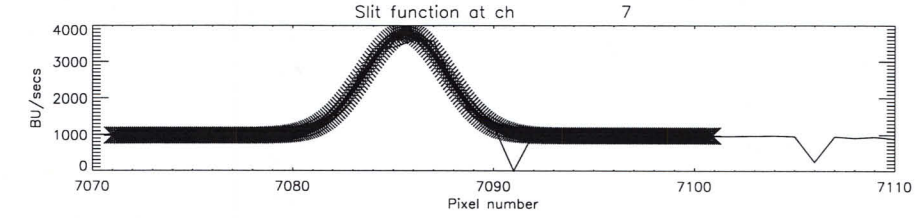
Slit function at ch 7
BU/secs
Pixel number

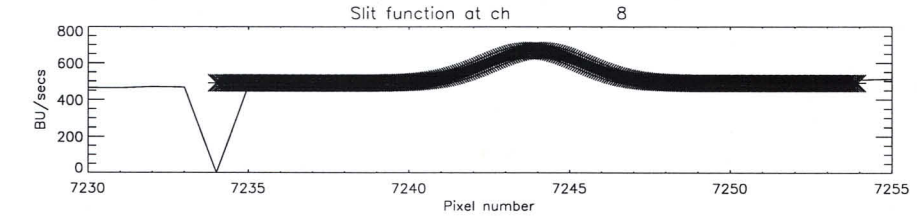
Slit function at ch 8
BU/secs
Pixel number

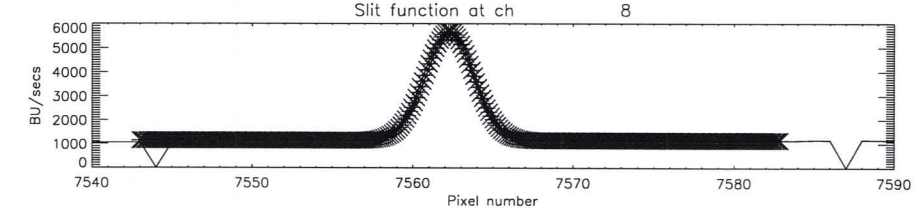
Slit function at ch 8
BU/secs
Pixel number

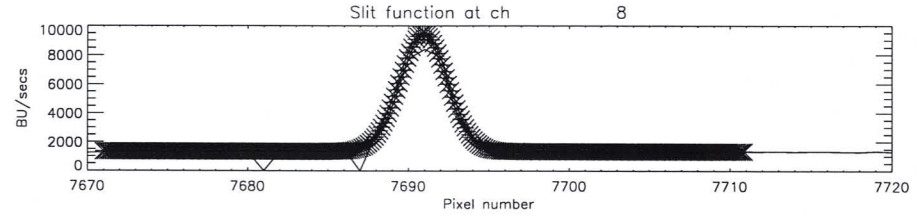
Slit function at ch 8
BU/secs
Pixel number

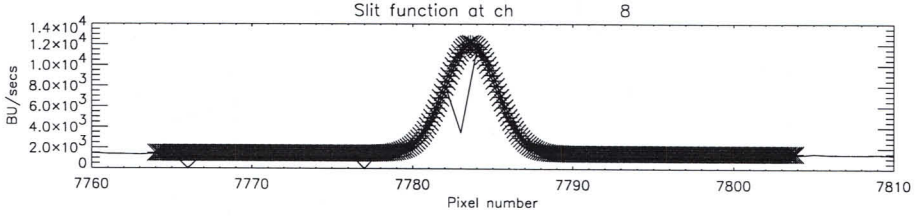
Slit function at ch 8
BU/secs
Pixel number

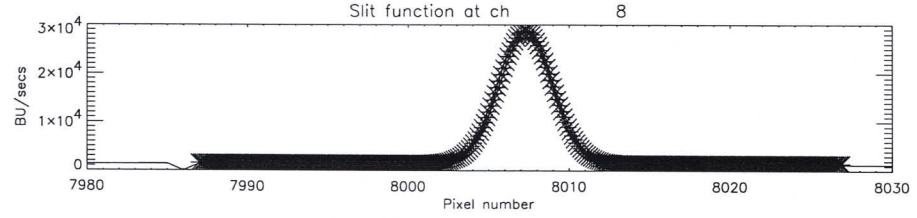
Slit function at ch 8
BU/secs
Pixel number

Version: 0.1
Input files:

/disk1/scia/DATA-DIR/SLS-EXT/2/scia_12081998_142441745.egse_ltf.du1.avg.cal
 and

/disk1/scia/DATA-DIR/SLS-EXT/2/scia_12081998_142441745.egse_ltf.sp1.avg.cal
Action:
Spectral calibration
PPG correction filename used: /disk1/scia/DATA-DIR/CORR/latest/ppg.cal
ETALON correction filename used: /disk1/scia/DATA-DIR/CORR/latest/etalon.cal
PIXEL correction filename used: /disk1/scia/DATA-DIR/CORR/latest/dead_bad.pix
WL correction filename used: /disk1/scia/DATA-DIR/CORR/latest/wl.data
STRAYLIGHT correction filename used: /disk1/scia/DATA-DIR/CORR/latest/stray.da
Coefficients in files /disk1/scia/DATA-DIR/SLS-EXT/2/scia_12081998_142441745.e
Processing time: Wed Aug 12 20:46:24 1998
Output file name:
/disk1/scia/DATA-DIR/SLS-EXT/2/scia_12081998_142441745.egse_ltf.sp1.avg.cal.ga

Version: 0.1
Input files:

/disk1/scia/DATA-DIR/SLS-EXT/2/scia_12081998_142441745.egse_ltf.du1.avg.cal
 and

/disk1/scia/DATA-DIR/SLS-EXT/2/scia_12081998_142441745.egse_ltf.ss1.avg.cal
Action:
Spectral calibration
PPG correction filename used: /disk1/scia/DATA-DIR/CORR/latest/ppg.cal
ETALON correction filename used: /disk1/scia/DATA-DIR/CORR/latest/etalon.cal
PIXEL correction filename used: /disk1/scia/DATA-DIR/CORR/latest/dead_bad.pix
WL correction filename used: /disk1/scia/DATA-DIR/CORR/latest/wl.data
STRAYLIGHT correction filename used: /disk1/scia/DATA-DIR/CORR/latest/stray.da
Coefficients in files /disk1/scia/DATA-DIR/SLS-EXT/2/scia_12081998_142441745.e
Processing time: Wed Aug 12 20:48:12 1998
Output file name:
/disk1/scia/DATA-DIR/SLS-EXT/2/scia_12081998_142441745.egse_ltf.ss1.avg.cal.ga

channel number : 1
11 lines used

244.0800	227.00	228	228.1785	17.0493	2.5054	0.0000	0.00
248.7900	266.00	266	265.8541	37.9046	2.4008	0.0000	0.00
262.8800	383.00	383	383.0350	33.4860	2.0948	0.0000	0.00
265.1600	403.00	403	402.7124	59.4243	1.9878	0.0000	0.00
266.0200	410.00	410	410.1240	94.4191	1.9569	0.0000	0.00
273.4800	475.00	475	475.3040	56.4137	1.9590	0.0000	0.00
281.0300	542.00	543	542.8357	7.9336	2.9497	0.0000	0.00
283.1100	561.00	561	561.2562	121.2882	1.8612	0.0000	0.00
293.0600	651.00	651	651.2834	134.6625	1.9037	0.0000	0.00
304.3500	754.00	754	753.9193	302.5105	1.9915	0.0000	0.00
306.5600	774.00	774	773.9912	348.3336	1.9186	0.0000	0.00

channel number : 2
12 lines used

321.9100	837.00	837	836.5917	28.4547	1.9035	3.3074	0.00
332.4700	742.00	742	742.0504	192.6961	1.7800	14.0673	0.00
335.5900	714.00	714	713.6252	47.3897	1.6850	4.9553	0.00
37.9200	693.00	692	692.4823	129.3787	1.7849	2.8821	0.00
339.3800	679.00	679	679.1663	67.5945	1.7962	2.1488	0.00
340.9100	665.00	665	665.1526	233.6064	1.7878	2.5527	0.00
344.8700	629.00	629	628.7943	69.9134	1.7326	7.4715	0.00
352.1500	562.00	561	561.2952	150.4850	1.7122	0.9356	0.00
356.9500	517.00	517	516.5202	80.8265	1.5199	8.2032	0.00
369.5300	399.00	399	398.6232	89.9983	1.7798	1.4120	0.00
372.8200	368.00	368	367.6908	49.9696	1.7438	1.8177	0.00
390.9900	197.00	197	197.0375	114.0285	2.0257	2.1717	0.00

channel number : 3
20 lines used

427.5900	178.00	178	178.1095	1848.8319	2.2190	22.2159	0.00
429.0900	184.00	184	184.2581	1561.6935	2.1928	13.4144	0.00
437.2500	218.00	218	218.1061	125.1235	2.1082	21.4203	0.00
492.3600	450.00	450	450.3964	68.5372	1.8044	1.9018	0.00
503.9200	499.00	500	499.6331	20.8534	1.7314	5.1707	0.00
540.2100	654.00	655	654.6074	338.0327	1.7331	30.2343	0.00
56.4300	723.00	724	723.6482	14.9817	1.7731	5.3810	0.00
574.9900	802.00	802	801.9638	51.9799	2.1171	5.3188	0.00
576.5900	808.00	809	808.7376	223.1435	2.0593	5.8984	0.00
580.6100	825.00	826	825.5625	41.5436	2.0653	12.5070	0.00
582.1800	832.00	832	832.1702	126.2548	2.0535	16.4804	0.00
588.3500	858.00	858	857.9931	5562.9340	2.0855	19.5095	0.00
594.6500	884.00	884	884.2722	7747.9075	2.1050	-11.0647	0.00
597.7200	897.00	897	897.0277	1748.8486	2.1092	9.5377	0.00
603.1700	919.00	920	919.6896	980.4231	2.0639	3.0393	0.00
607.5900	938.00	938	938.0971	704.7672	2.0860	2.1093	0.00
609.7900	946.00	947	947.1347	345.2321	2.0743	2.3358	0.00
613.0300	960.00	960	960.2868	3.7373	1.9403	3.4305	0.00
616.5400	974.00	975	974.6163	51.1814	1.8754	5.8731	0.00
621.9100	996.00	997	996.6112	79.9072	1.8087	2.8545	0.00

channel number : 4
17 lines used

603.1700	35.00	35	35.3480	5958.7237	1.8053	27.8350	0.00
607.5900	55.00	55	55.3067	20916.7195	1.9096	57.3892	0.00
609.7900	65.00	65	65.1601	27835.0289	1.9807	23.7618	0.00
613.0300	80.00	80	79.7718	1239.2701	1.9620	108.8979	0.00
616.5400	96.00	96	95.7143	15730.9330	2.0272	49.7381	0.00

621.9100	120.00	120	120.1811	12892.4035	2.0868	31.9132	0.00
626.8400	142.00	143	142.7091	25488.0728	2.0792	19.4496	0.00
630.6700	160.00	160	160.3103	13903.1276	2.0720	55.5058	0.00
638.4900	196.00	196	196.3906	34349.6579	2.0548	82.2350	0.00
653.4800	266.00	266	266.1970	20462.3306	2.0131	25.3244	0.00
660.0900	297.00	297	297.2403	25557.1523	1.9793	-10.0965	0.00
668.0300	335.00	335	334.6810	41674.1935	1.9435	-14.9221	0.00
693.1400	454.00	454	454.4051	52015.0910	1.7949	100.9869	0.00
717.5900	572.00	572	572.0230	13605.8952	1.9244	-59.7804	0.00
724.7200	606.00	606	606.4144	36436.2195	1.8026	69.9439	0.00
744.0900	700.00	700	699.9283	11885.9366	1.9799	-39.3600	0.00
749.1100	724.00	724	724.0418	2683.3406	1.9910	-1.4377	0.00

channel number : 5
19 lines used

808.4680	119.00	119	119.1587	363.1138	2.2390	0.0000	0.00
813.8639	137.00	138	137.5726	647.2712	2.3238	0.0000	0.00
830.2611	194.00	194	194.1036	1501.4988	2.1820	0.0000	0.00
842.0737	235.00	235	235.1322	1408.1298	2.1181	0.0000	0.00
849.7693	262.00	262	262.1020	5003.6996	2.0681	0.0000	0.00
859.3622	296.00	296	295.8261	2754.4220	2.0337	0.0000	0.00
63.7019	311.00	311	311.1734	2577.1899	1.9890	0.0000	0.00
885.6298	389.00	389	389.0942	2289.4689	1.9574	0.0000	0.00
892.1943	412.00	413	412.5444	588.8181	1.8617	0.0000	0.00
915.1180	495.00	495	494.8965	999.5324	1.9405	0.0000	0.00
920.4286	514.00	514	514.0640	928.7242	1.9737	0.0000	0.00
930.3407	550.00	550	549.8039	714.2421	1.9607	0.0000	0.00
942.7966	595.00	595	594.8407	480.8476	1.9483	0.0000	0.00
944.9620	602.00	603	602.6523	159.1222	1.9130	0.0000	0.00
946.1801	607.00	607	607.1068	255.5225	1.9523	0.0000	0.00
948.9288	617.00	617	617.0398	730.1054	1.9527	0.0000	0.00
953.6775	634.00	634	634.2370	601.1862	1.9053	0.0000	0.00
966.8070	681.00	682	681.6846	1768.8560	1.9863	0.0000	0.00
1056.5307	1001.00	1002	1001.7865	63.4598	2.2567	0.0000	0.00

channel number : 6
14 lines used

1056.5300	106.00	107	106.5677	363.5092	1.8682	0.0000	0.00
1080.1000	136.00	136	136.4844	1659.3131	1.8941	0.0000	0.00
84.7500	142.00	142	142.3814	5277.7995	1.8200	0.0000	0.00
1114.6082	180.00	180	180.4955	24004.7017	1.7934	0.0000	0.00
1118.0586	185.00	185	184.9465	36006.8928	1.8670	0.0000	0.00
1169.1203	251.00	251	250.7191	2488.6133	1.8370	0.0000	0.00
1198.8200	289.00	289	289.3185	7192.1588	1.7211	0.0000	0.00
1206.9639	300.00	300	299.8656	21944.9387	1.8086	0.0000	0.00
1246.2810	351.00	351	351.1858	5652.9978	1.7631	0.0000	0.00
1269.2687	381.00	381	381.2309	9422.9095	1.7047	0.0000	0.00
1291.5550	410.00	410	410.4151	10056.3321	1.5544	0.0000	0.00
1322.2861	451.00	451	450.6224	6060.8634	1.6165	0.0000	0.00
1523.4907	713.00	713	712.9917	13977.3321	1.7068	0.0000	0.00
1716.6646	956.00	956	955.6685	621.8777	1.8977	0.0000	0.00

channel number : 7
2 lines used

1958.2491	207.00	208	208.1283	5555.5137	4.5507	880.4305	0.00
2035.5812	940.00	942	941.6551	2852.8925	4.8245	953.1263	0.00

channel number : 8
5 lines used

2266.7991	76.00	77	76.0219	235.4918	3.4299	617.3203	0.00

2310.6829	395.00	395	394.2677	4850.8992	3.5832	1175.6721	0.00
2326.6638	524.00	523	522.9472	8231.8714	3.4050	1288.3030	0.00
2337.9391	616.00	616	615.6230	10222.7208	3.7925	1359.2429	0.00
2364.2956	840.00	840	839.3223	22986.8311	3.8739	1254.2333	0.00

channel number : 1
11 lines used

244.0800	227.00	228	228.2277	18.9708	2.4730	0.0000	0.00
248.7900	266.00	266	265.8742	49.8864	2.3931	0.0000	0.00
262.8800	383.00	383	383.0588	39.6967	2.0866	0.0000	0.00
265.1600	403.00	403	402.7324	72.5334	1.9905	0.0000	0.00
266.0200	410.00	410	410.1467	117.3046	1.9515	0.0000	0.00
273.4800	475.00	475	475.3240	84.7354	1.9615	0.0000	0.00
281.0300	542.00	543	542.8607	14.2113	2.9920	0.0000	0.00
283.1100	561.00	561	561.2725	225.4308	1.8618	0.0000	0.00
293.0600	651.00	651	651.3016	289.0099	1.9021	0.0000	0.00
304.3500	754.00	754	753.9327	747.1275	1.9988	0.0000	0.00
306.5600	774.00	774	774.0020	883.8543	1.9202	0.0000	0.00

channel number : 2
12 lines used

321.9100	837.00	837	836.5413	29.2826	1.9380	4.0341	0.00
332.4700	742.00	742	742.0001	214.0020	1.8092	16.2172	0.00
335.5900	714.00	714	713.5815	49.8632	1.7138	5.3472	0.00
37.9200	693.00	692	692.4375	119.9677	1.8284	2.6214	0.00
339.3800	679.00	679	679.1181	57.2556	1.8024	2.0628	0.00
340.9100	665.00	665	665.1074	177.0104	1.7984	2.2497	0.00
344.8700	629.00	629	628.7567	37.5091	1.7424	4.1698	0.00
352.1500	562.00	561	561.2490	52.5621	1.7110	0.6848	0.00
356.9500	517.00	516	516.4573	43.9619	1.4103	6.5696	0.00
369.5300	399.00	399	398.4974	103.3872	1.8430	1.7612	0.00
372.8200	368.00	368	367.5608	61.4406	1.8287	2.1932	0.00
390.9900	197.00	197	196.8763	184.3691	2.2603	2.7957	0.00

channel number : 3
20 lines used

427.5900	178.00	178	178.1141	2350.2203	2.2127	27.2102	0.00
429.0900	184.00	184	184.2623	2003.8285	2.1845	16.9876	0.00
437.2500	218.00	218	218.1112	167.2919	2.1056	28.2014	0.00
492.3600	450.00	450	450.3997	109.5176	1.7979	2.9022	0.00
503.9200	499.00	500	499.6339	34.0490	1.7205	8.3187	0.00
540.2100	654.00	655	654.6106	601.7532	1.7345	52.1490	0.00
56.4300	723.00	724	723.6471	27.7075	1.7654	9.5009	0.00
574.9900	802.00	802	801.9691	97.8908	2.1126	9.3336	0.00
576.5900	808.00	809	808.7432	419.5496	2.0539	10.1975	0.00
580.6100	825.00	826	825.5671	76.8967	2.0543	22.0483	0.00
582.1800	832.00	832	832.1801	231.6293	2.0485	28.8007	0.00
588.3500	858.00	858	858.0134	9170.0193	2.0989	28.5556	0.00
594.6500	884.00	884	884.3206	9314.5501	2.1018	-8.3939	0.00
597.7200	897.00	897	897.1016	1525.6110	2.1122	12.8318	0.00
603.1700	919.00	920	919.7778	367.2930	2.0830	4.3923	0.00
607.5900	938.00	938	937.9304	275.2953	2.0594	4.3720	0.00
609.7900	946.00	947	946.8436	368.3773	1.9914	3.7202	0.00
613.0300	960.00	960	960.1976	19.6647	1.9276	6.1701	0.00
616.5400	974.00	975	974.6338	303.1354	1.8712	5.9724	0.00
621.9100	996.00	997	996.6343	416.4903	1.8240	4.8517	0.00

channel number : 4
17 lines used

603.1700	35.00	35	35.3643	7467.9977	1.7997	34.5110	0.00
607.5900	55.00	55	55.3180	21787.4877	1.9033	62.5182	0.00
609.7900	65.00	65	65.1665	28118.3264	1.9740	27.9627	0.00
613.0300	80.00	80	79.7715	1254.2287	1.9540	111.9632	0.00
616.5400	96.00	96	95.7116	16266.3277	2.0166	53.9388	0.00

621.9100	120.00	120	120.1774	13742.4594	2.0758	36.0181	0.00
626.8400	142.00	143	142.7024	27756.8854	2.0683	24.4155	0.00
630.6700	160.00	160	160.3032	15584.0022	2.0607	64.5699	0.00
638.4900	196.00	196	196.3824	41732.5373	2.0472	103.1594	0.00
653.4800	266.00	266	266.1971	27601.7658	2.0110	28.1254	0.00
660.0900	297.00	297	297.2419	34459.3518	1.9813	-22.9207	0.00
668.0300	335.00	335	334.6811	57525.9476	1.9372	-14.7456	0.00
693.1400	454.00	454	454.4060	81579.4625	1.7950	150.1882	0.00
717.5900	572.00	572	572.0238	21634.9501	1.9224	-94.7283	0.00
724.7200	606.00	606	606.4147	58620.8003	1.8004	116.7808	0.00
744.0900	700.00	700	699.9307	20090.4658	1.9760	-67.3201	0.00
749.1100	724.00	724	724.0450	4592.1946	1.9940	-7.4126	0.00

channel number : 5
19 lines used

808.4680	119.00	119	119.1511	336.2464	2.2254	0.0000	0.00
813.8639	137.00	138	137.5642	683.7205	2.3054	0.0000	0.00
830.2611	194.00	194	194.0927	1773.9915	2.1693	0.0000	0.00
842.0737	235.00	235	235.1252	1761.0212	2.1075	0.0000	0.00
849.7693	262.00	262	262.0935	6605.1334	2.0563	0.0000	0.00
859.3622	296.00	296	295.8191	3820.0650	2.0284	0.0000	0.00
63.7019	311.00	311	311.1710	3642.1892	1.9868	0.0000	0.00
885.6298	389.00	389	389.0932	3514.8988	1.9569	0.0000	0.00
892.1943	412.00	413	412.5431	933.9493	1.8516	0.0000	0.00
915.1180	495.00	495	494.8968	1717.7054	1.9381	0.0000	0.00
920.4286	514.00	514	514.0648	1617.6964	1.9715	0.0000	0.00
930.3407	550.00	550	549.8043	1263.7498	1.9567	0.0000	0.00
942.7966	595.00	595	594.8420	817.4479	1.9443	0.0000	0.00
944.9620	602.00	603	602.6529	271.5095	1.9030	0.0000	0.00
946.1801	607.00	607	607.1104	433.4943	1.9464	0.0000	0.00
948.9288	617.00	617	617.0428	1240.6258	1.9481	0.0000	0.00
953.6775	634.00	634	634.2417	1031.9935	1.8973	0.0000	0.00
966.8070	681.00	682	681.6854	3165.2447	1.9769	0.0000	0.00
1056.5307	1001.00	1002	1001.7570	72.4525	2.2220	0.0000	0.00

channel number : 6
14 lines used

1056.5300	106.00	107	106.5684	2398.3800	1.8202	0.0000	0.00
1080.1000	136.00	136	136.4736	3737.2328	1.8691	0.0000	0.00
84.7500	142.00	142	142.3751	9553.7278	1.8138	0.0000	0.00
1114.6082	180.00	180	180.5047	32622.0717	1.7833	0.0000	0.00
1118.0586	185.00	185	184.9563	49268.1058	1.8581	0.0000	0.00
1169.1203	251.00	251	250.7262	3655.8864	1.8248	0.0000	0.00
1198.8200	289.00	289	289.3248	11011.1601	1.7071	0.0000	0.00
1206.9639	300.00	300	299.8735	33953.9340	1.7923	0.0000	0.00
1246.2810	351.00	351	351.1919	8841.8425	1.7478	0.0000	0.00
1269.2687	381.00	381	381.2344	14918.2692	1.6983	0.0000	0.00
1291.5550	410.00	410	410.4187	16540.7319	1.5417	0.0000	0.00
1322.2861	451.00	451	450.6271	10320.4279	1.6094	0.0000	0.00
1523.4907	713.00	713	712.9814	25897.5669	1.6965	0.0000	0.00
1716.6646	956.00	956	955.6650	1549.3866	1.9360	0.0000	0.00

channel number : 7
2 lines used

1958.2491	207.00	208	208.1956	4451.2122	4.4536	731.8547	0.00
2035.5812	940.00	942	941.5999	2832.7838	4.7699	975.5441	0.00

channel number : 8
5 lines used

2266.7991	76.00	76	75.9151	179.7665	3.4872	490.1740	0.00

2310.6829	395.00	395	394.2574	4516.2563	3.5705	1142.9412	0.00
2326.6638	524.00	523	522.9226	8129.5285	3.4388	1347.6468	0.00
2337.9391	616.00	616	615.6077	10624.5317	3.7739	1492.9996	0.00
2364.2956	840.00	839	839.2734	27167.6896	3.8992	1539.0880	0.00

STEP	ACTION	RESULT	MARKER
Intro	Your name: Date:	Ralph Smal 12-8-98	
	[redacted]		

Backup data	Let <D> be the directory you want to backup.
	`cd <D>`
	`mk_filetr`
	`ls -l | more`
	Are the files l_names and s_names present?
	If not, are you sure that the function `mk_filetr` executed?
	`./s_names`
	ls -l more
	All file names of the form `f<digit>`?
	`lpr -P<printer> s_names l_names`
	Add output to log book, done?
		Y / N
		
		Y ? N
		
		Y / N
			In DATA-DIR window

	Via ftp on CD-writer PC: copy files in directory <D> (including s_names and s_names) to PC (On PC maintain directory structure of DATA-DIR).	files in directory on PC	
Backup CORR directory	Do always Let <D> be the directory `~/DATA-DIR/CORR`	execute: ./l_names	In DATA-DIR Window
	Via ftp on CD-writer PC: copy files in directory <D> to PC (On PC maintain directory structure of DATA-DIR). So, you write the whole contents of the `DATA-DIR/CORR` directory.	files in directory on PC	
Backup:	Write 3CDs (Follow JGS' Gear instructions), Done?	Y / N	
Back up On MOD:	Copy (via FTP) data from SUN named `scia6` to SUN named `tpdezo`.		

Instructions printed in maskermap.

Copy to MOD (Follow instructions in file `/home/drz/DOC/MOD*`) Note, normally, you don't have to mount the MOD. tpdezo

Copy contents of one CD (or via ftp) on the two other SUN workstations that are used for offline analysis, Done? tpdezo! Y / N

Sign:

Name Gerard Oskam

Date and time 12-8-1998 @ 21:00 UTC

Signature

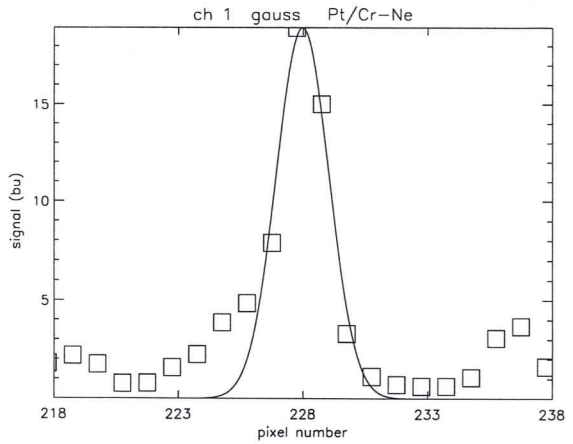
ch 1 gauss Pt/Cr-Ne
signal (bu)
pixel number

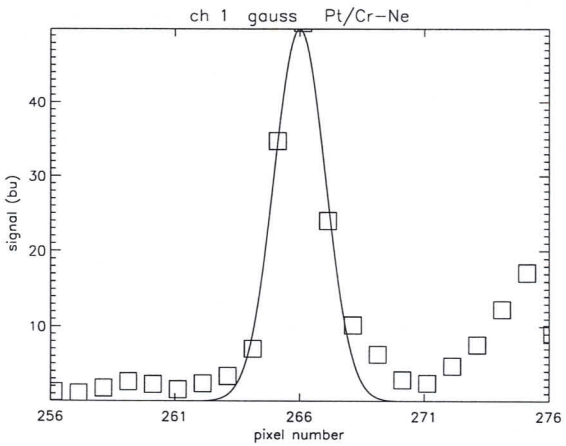
ch 1 gauss Pt/Cr-Ne
signal (bu)
pixel number

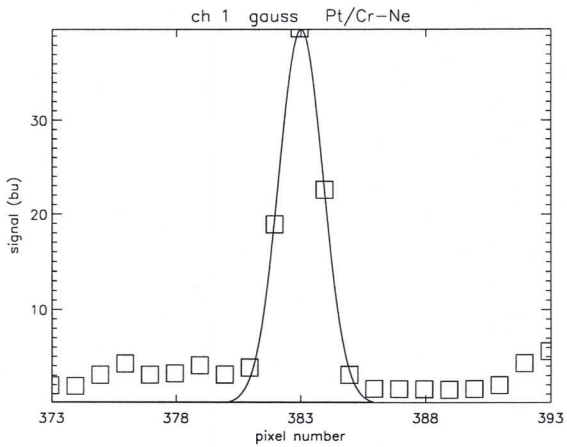
ch 1 gauss Pt/Cr-Ne
signal (bu)
pixel number

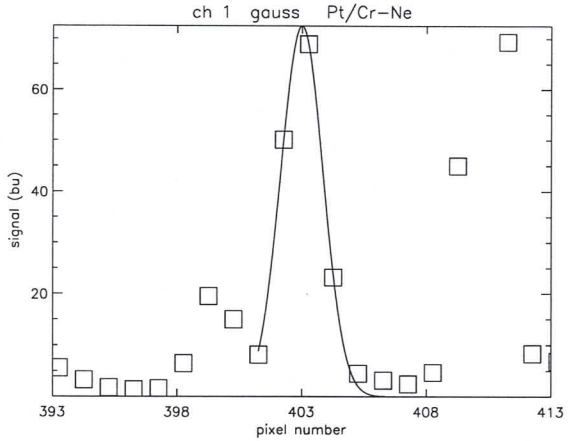
ch 1 gauss Pt/Cr-Ne
signal (bu)
pixel number

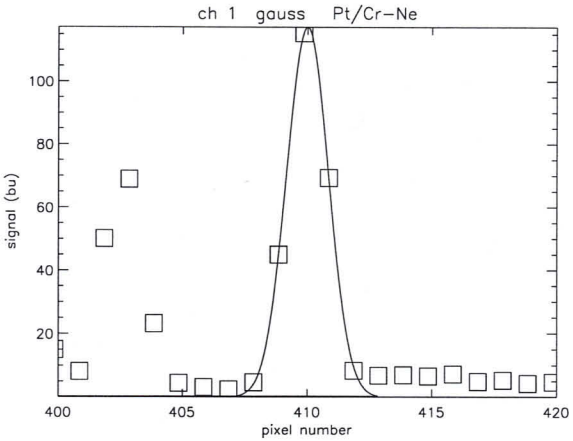
ch 1 gauss Pt/Cr-Ne
signal (bu)
pixel number

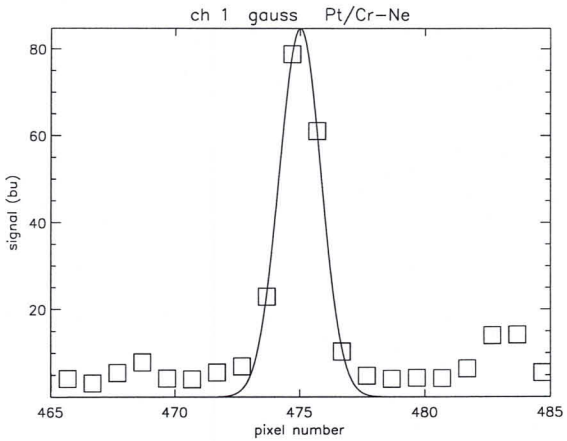
ch 1 gauss Pt/Cr-Ne
signal (bu)
pixel number

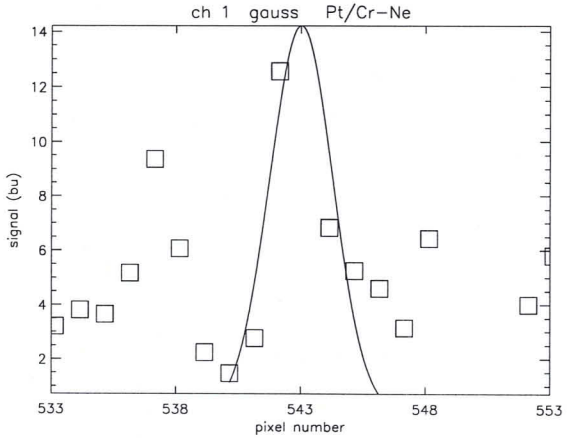
ch 1 gauss Pt/Cr-Ne
signal (bu)
pixel number

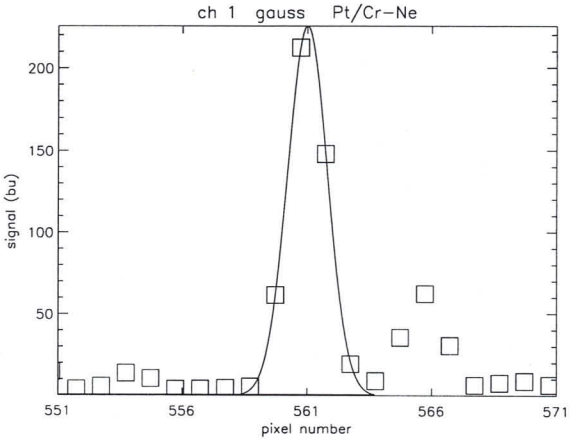
ch 1 gauss Pt/Cr-Ne
signal (bu)
pixel number

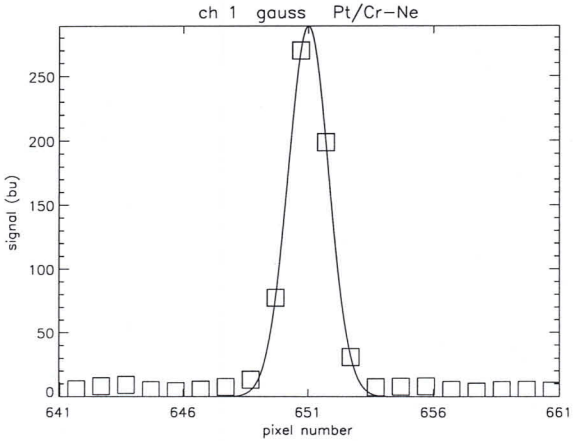
ch 1 gauss Pt/Cr-Ne
signal (bu)
pixel number

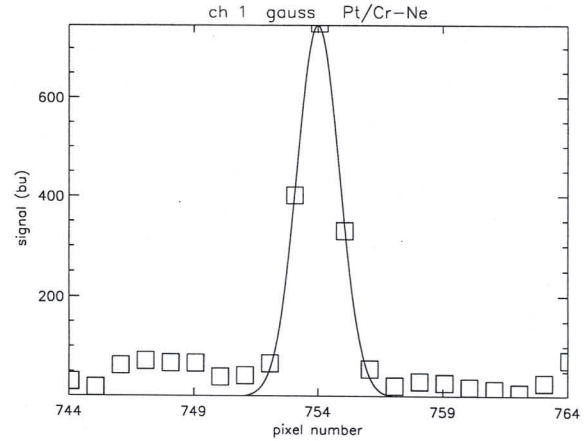
ch 1 gauss Pt/Cr-Ne
signal (bu)
pixel number

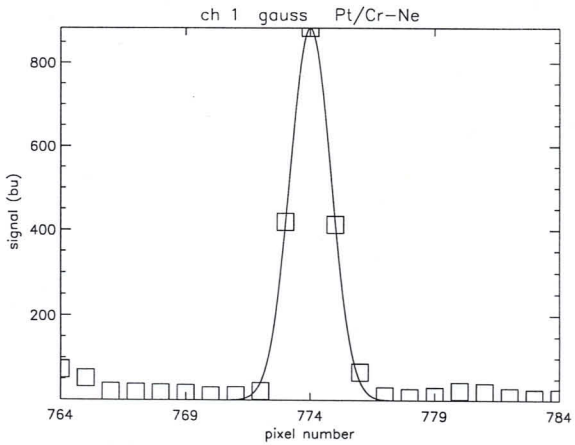
ch 1 gauss Pt/Cr-Ne
signal (bu)
pixel number

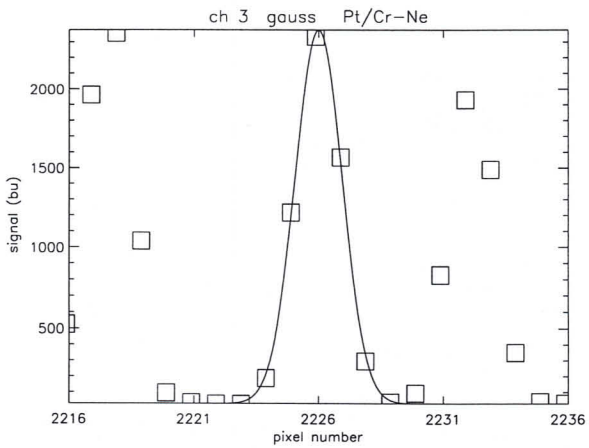
ch 3 gauss Pt/Cr-Ne
signal (bu)
pixel number

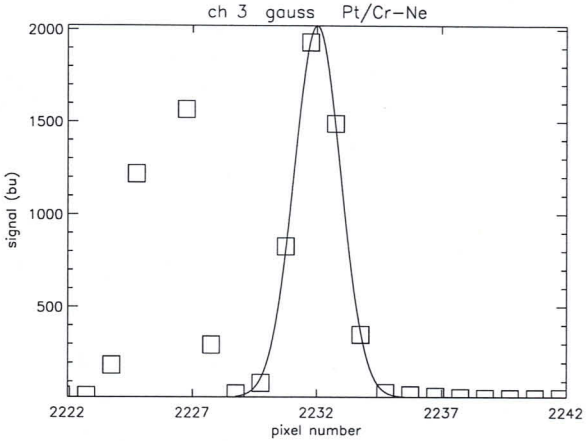
ch 3 gauss Pt/Cr-Ne
signal (bu)
pixel number

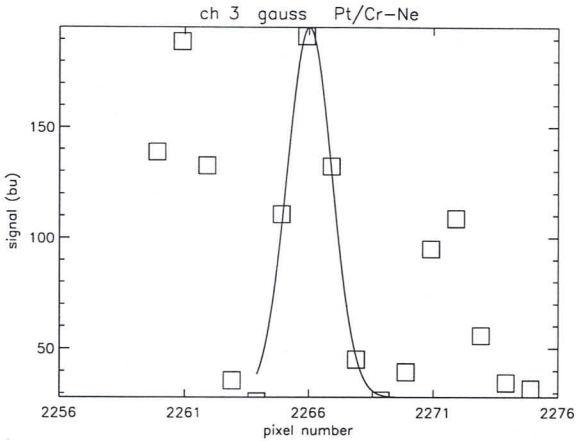
ch 3 gauss Pt/Cr-Ne
signal (bu)
pixel number

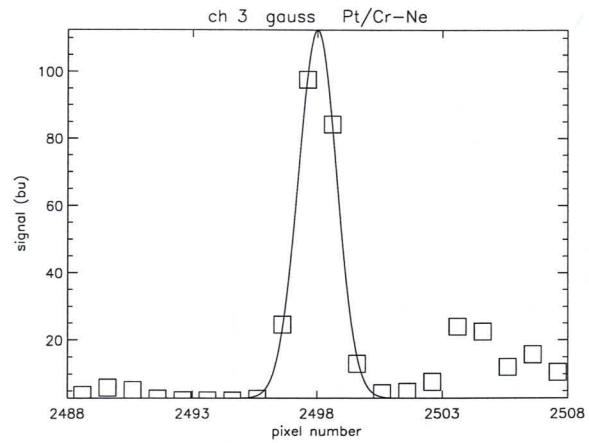
ch 3 gauss Pt/Cr-Ne
signal (bu)
pixel number

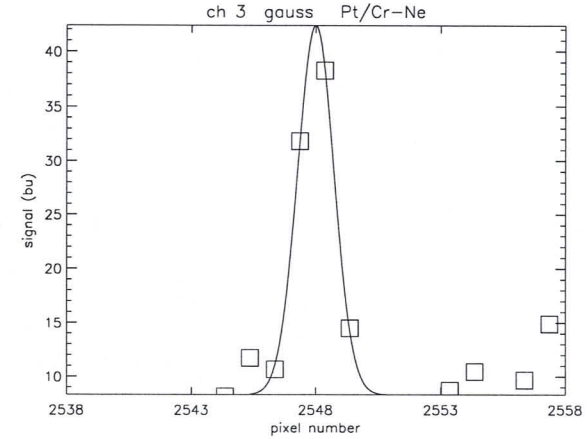
ch 3 gauss Pt/Cr-Ne
signal (bu)
pixel number

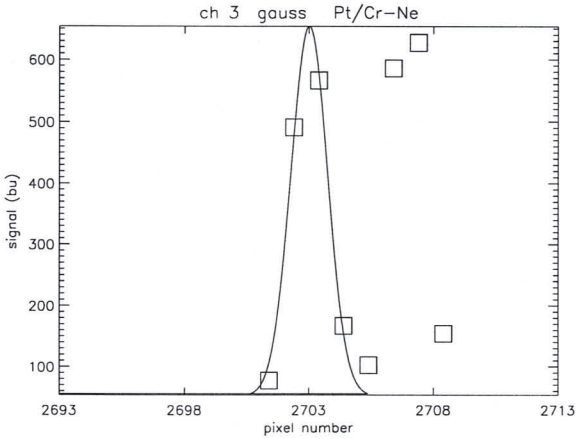
ch 3 gauss Pt/Cr-Ne
signal (bu)
pixel number

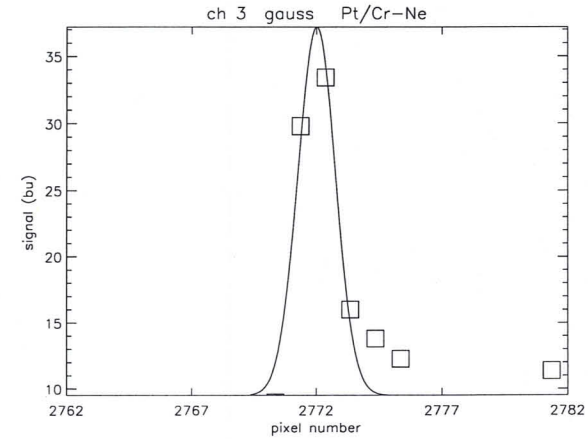
ch 3 gauss Pt/Cr-Ne
signal (bu)
pixel number

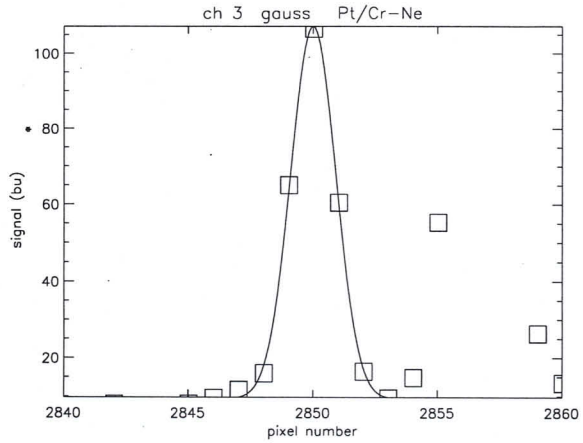
ch 3 gauss Pt/Cr-Ne
signal (bu)
pixel number

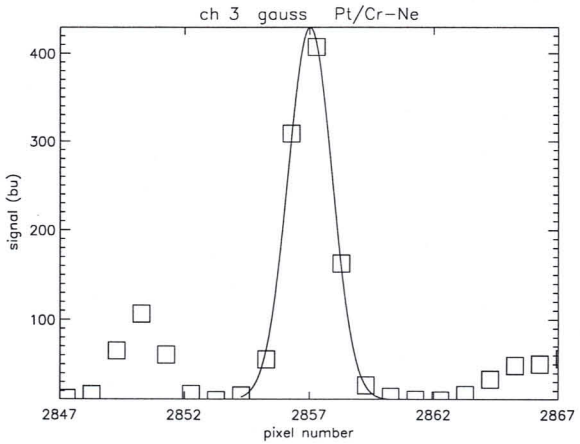
ch 3 gauss Pt/Cr-Ne
signal (bu)
pixel number

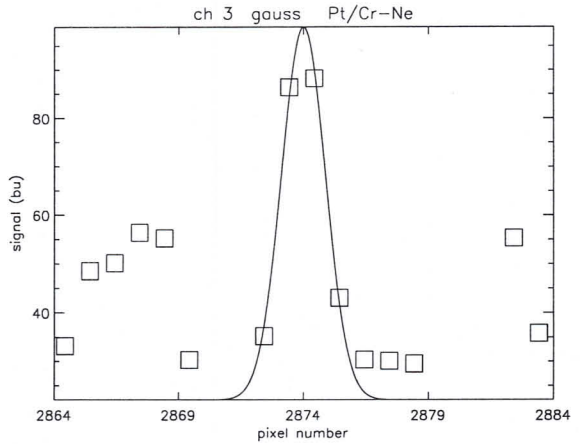
ch 3 gauss Pt/Cr-Ne
signal (bu)
pixel number

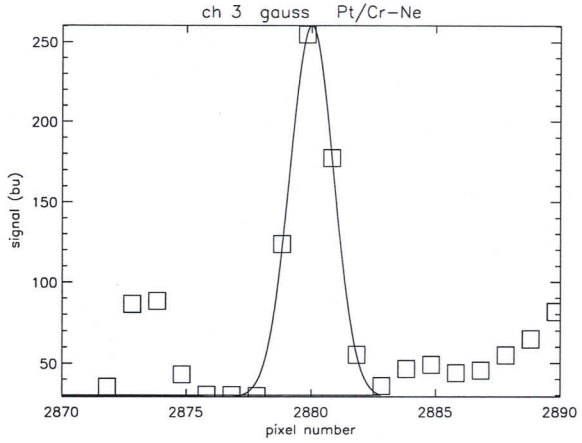
ch 3 gauss Pt/Cr-Ne
signal (bu)
pixel number

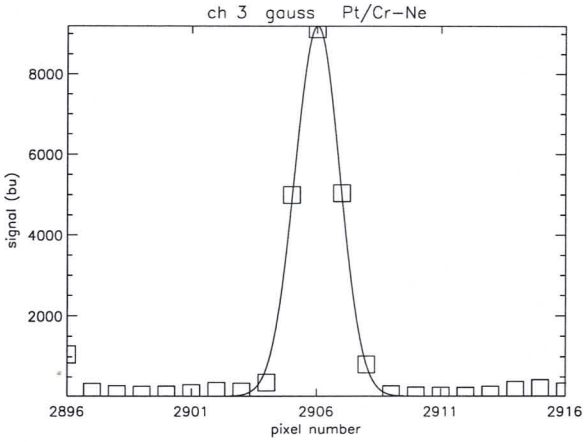
ch 3 gauss Pt/Cr-Ne
signal (bu)
pixel number

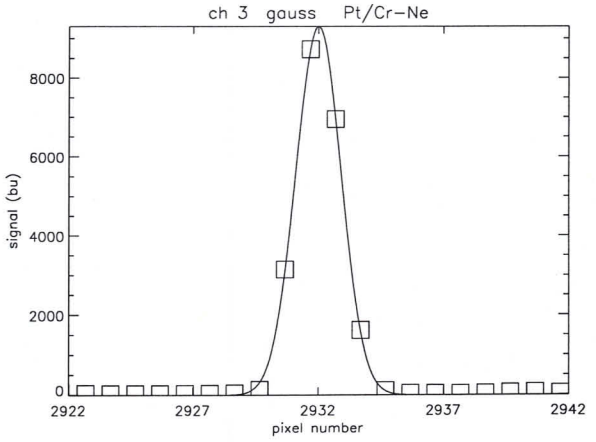
ch 3 gauss Pt/Cr-Ne
signal (bu)
pixel number

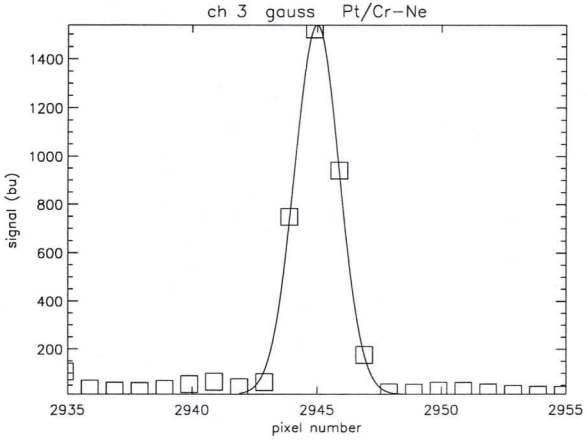
ch 3 gauss Pt/Cr-Ne
signal (bu)
pixel number

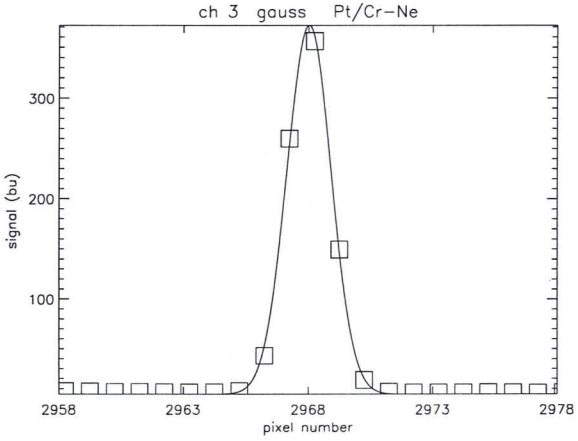
ch 3 gauss Pt/Cr-Ne
signal (bu)
pixel number

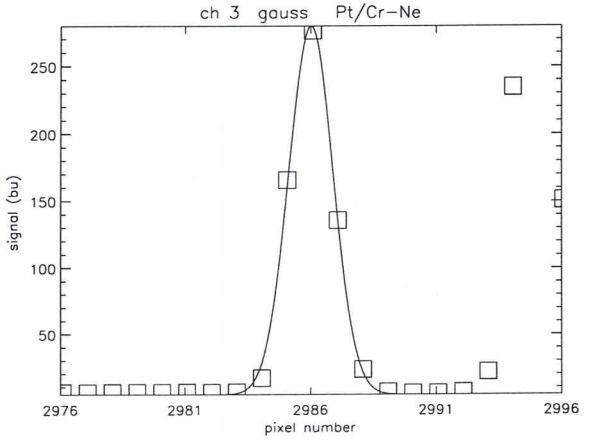
ch 3 gauss Pt/Cr-Ne
signal (bu)
pixel number

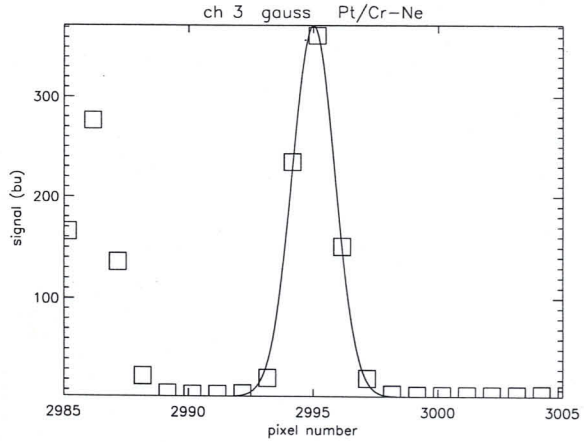
ch 3 gauss Pt/Cr-Ne
signal (bu)
pixel number

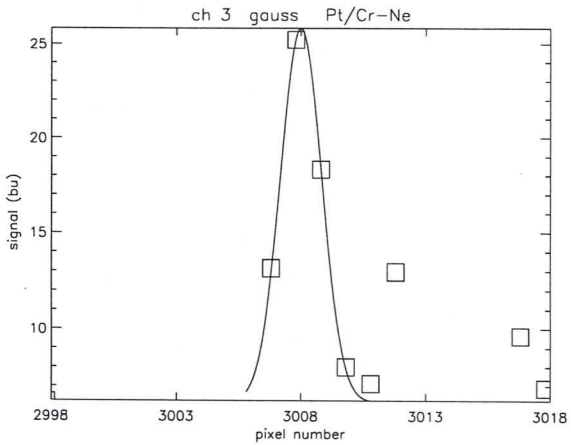
ch 3 gauss Pt/Cr-Ne
signal (bu)
pixel number

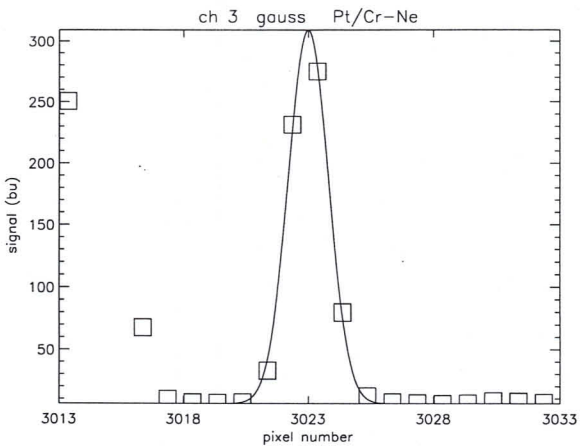
ch 3 gauss Pt/Cr-Ne
signal (bu)
pixel number

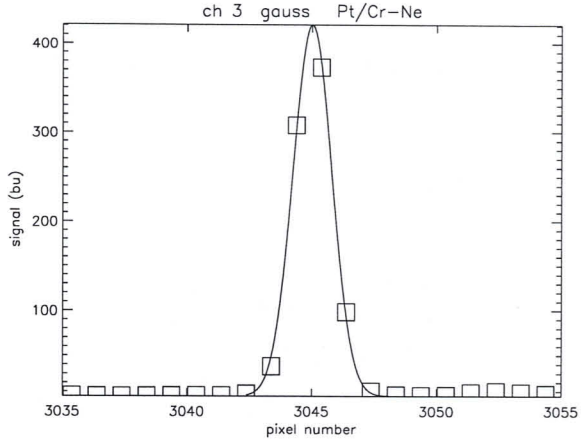
ch 3 gauss Pt/Cr-Ne
signal (bu)
pixel number

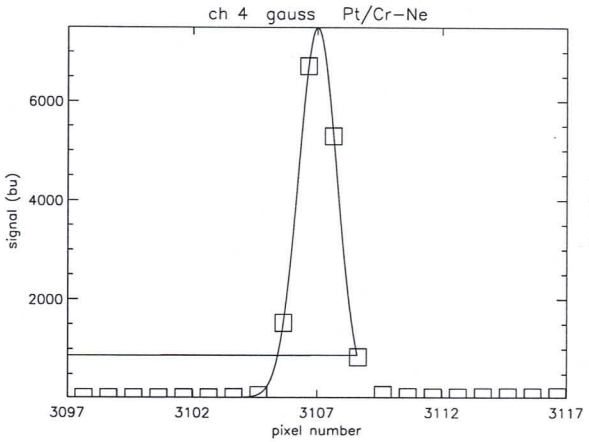
ch 4 gauss Pt/Cr-Ne
signal (bu)
pixel number

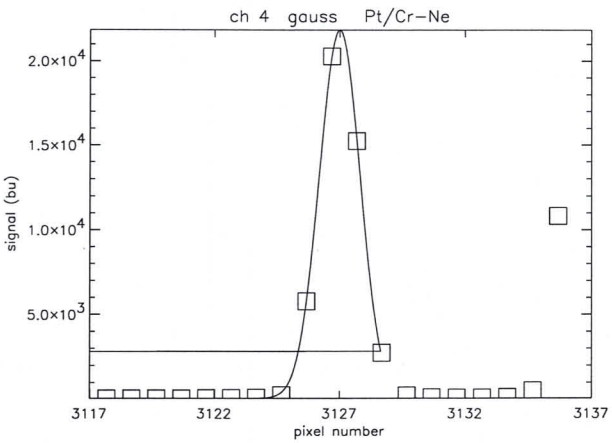
ch 4 gauss Pt/Cr-Ne
signal (bu)
pixel number

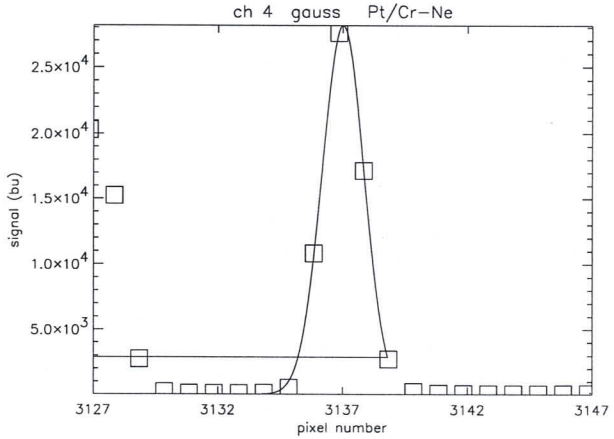
ch 4 gauss Pt/Cr-Ne
signal (bu)
pixel number

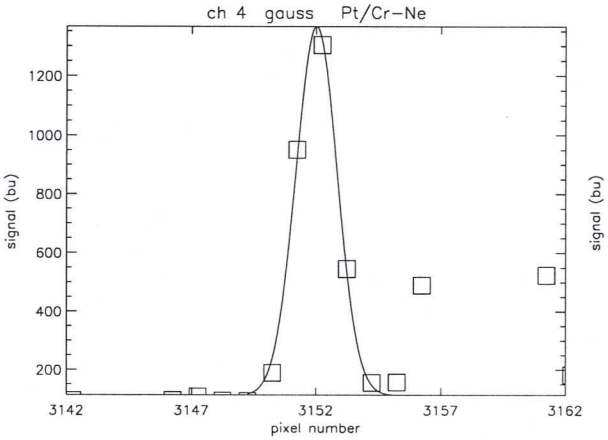
ch 4 gauss Pt/Cr-Ne
signal (bu)
pixel number

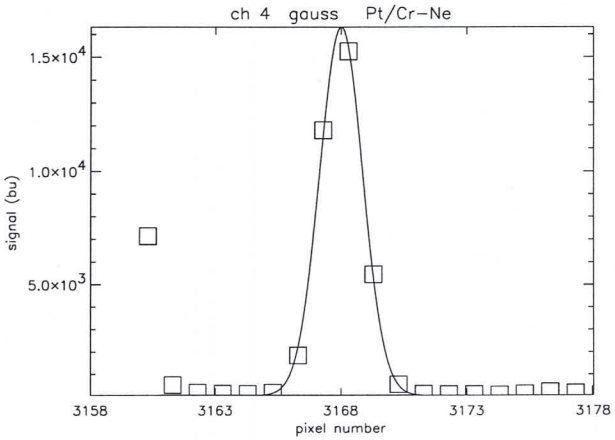
ch 4 gauss Pt/Cr-Ne
signal (bu)
pixel number

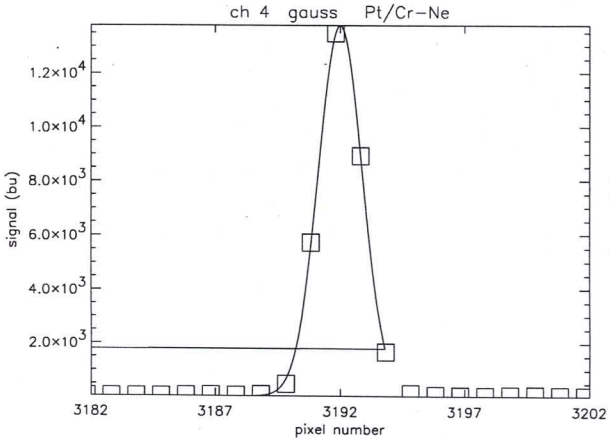
ch 4 gauss Pt/Cr-Ne
signal (bu)
pixel number

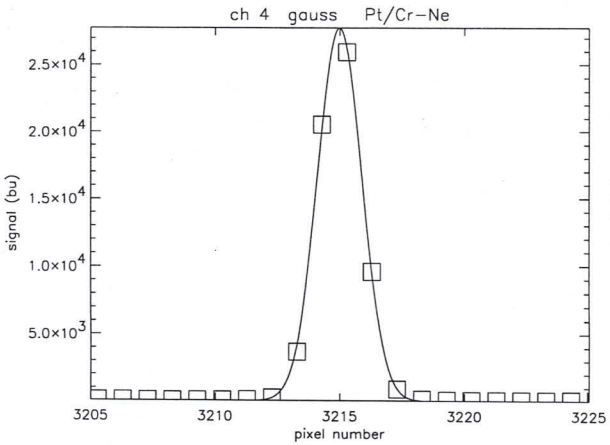
ch 4 gauss Pt/Cr-Ne
signal (bu)
pixel number

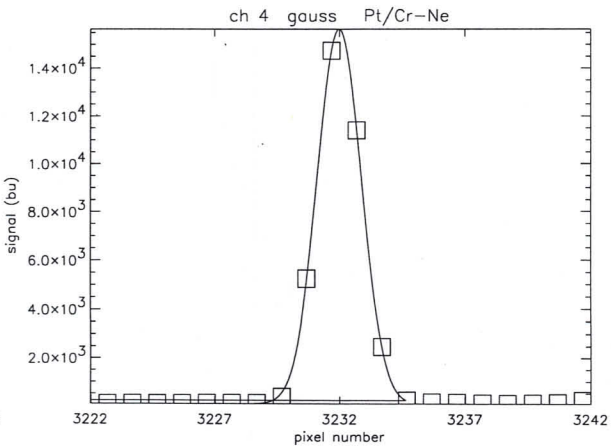
ch 4 gauss Pt/Cr-Ne
signal (bu)
pixel number

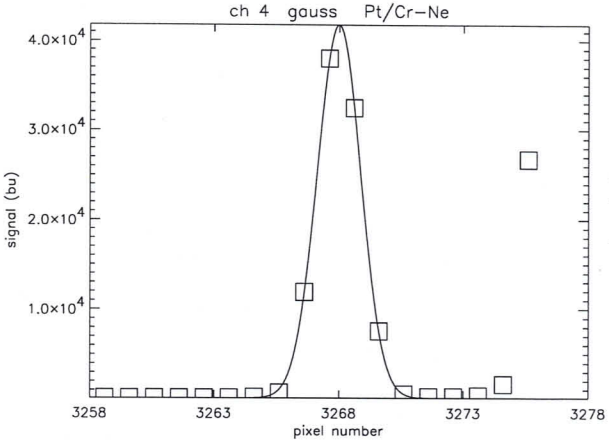
ch 4 gauss Pt/Cr-Ne
signal (bu)
pixel number

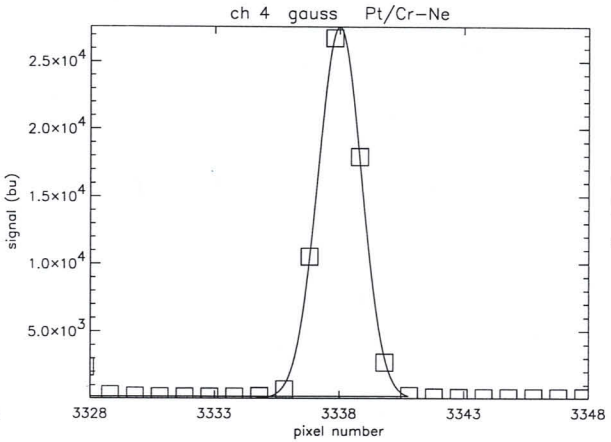
ch 4 gauss Pt/Cr-Ne
signal (bu)
pixel number

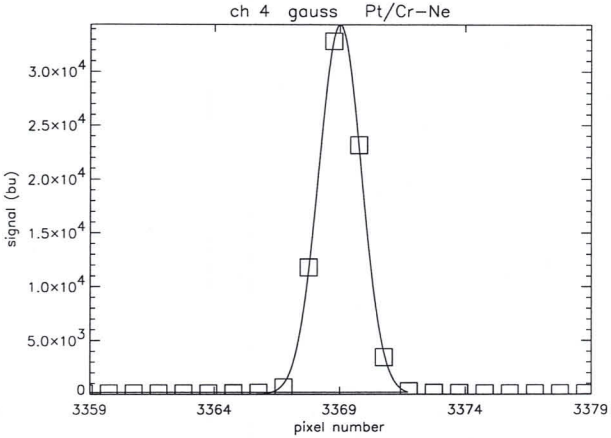
ch 4 gauss Pt/Cr-Ne
signal (bu)
pixel number

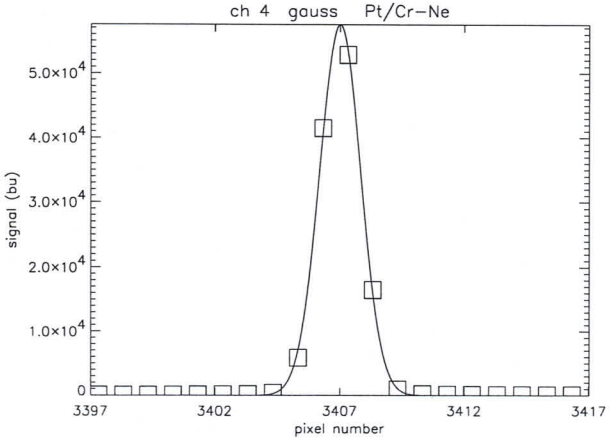
ch 4 gauss Pt/Cr-Ne
signal (bu)
pixel number

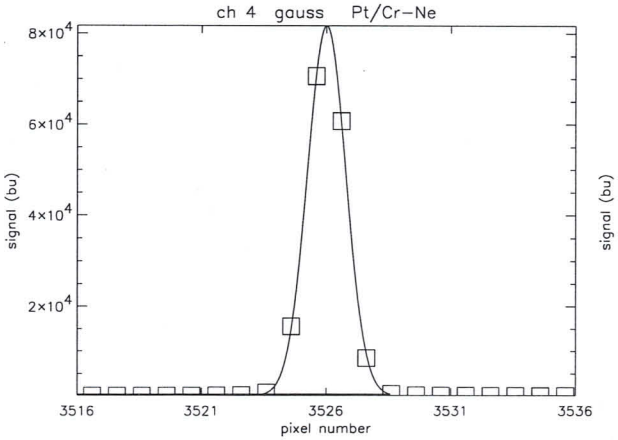
ch 4 gauss Pt/Cr-Ne
signal (bu)
pixel number

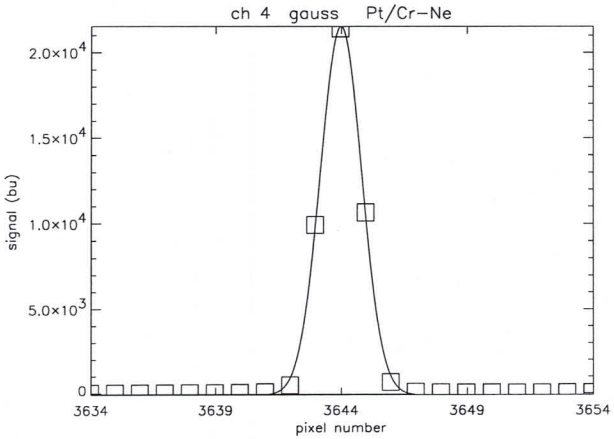
ch 4 gauss Pt/Cr-Ne
signal (bu)
pixel number

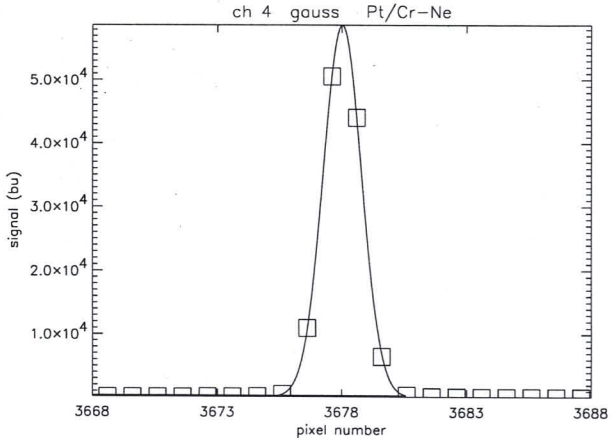
ch 4 gauss Pt/Cr-Ne
signal (bu)
pixel number

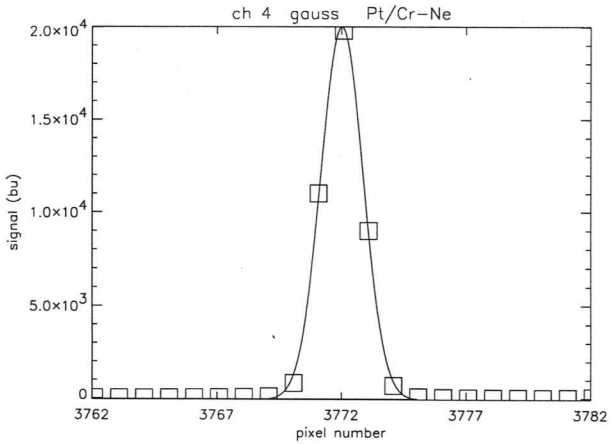
ch 4 gauss Pt/Cr-Ne
signal (bu)
pixel number

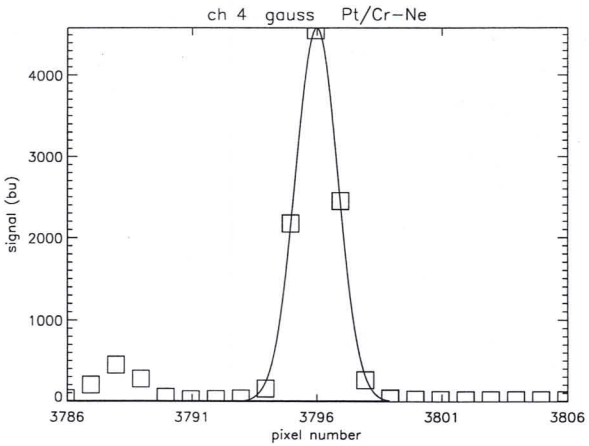
ch 4 gauss Pt/Cr-Ne
signal (bu)
pixel number

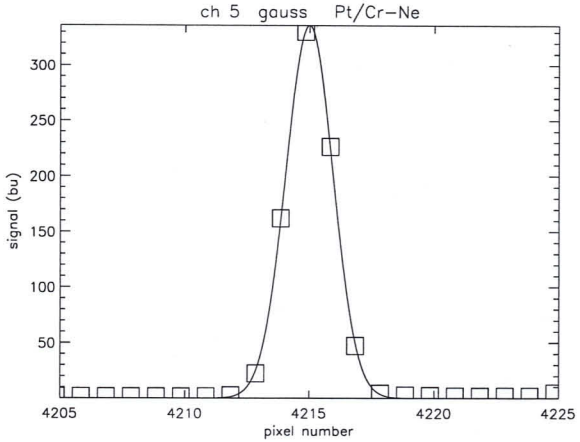
ch 5 gauss Pt/Cr-Ne
signal (bu)
pixel number

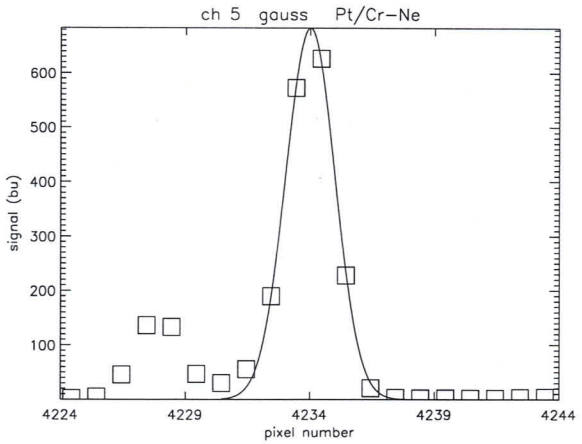
ch 5 gauss Pt/Cr-Ne
signal (bu)
pixel number

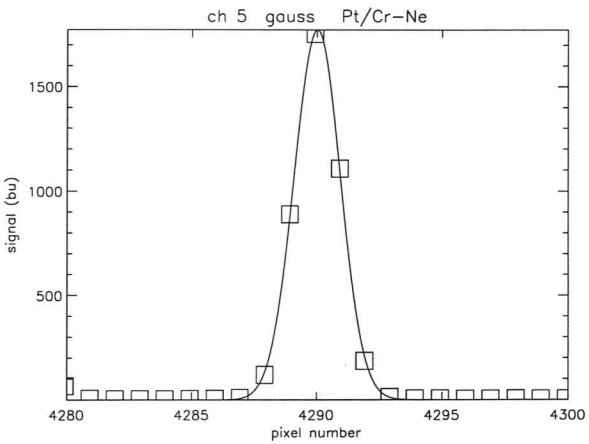
ch 5 gauss Pt/Cr-Ne
signal (bu)
pixel number

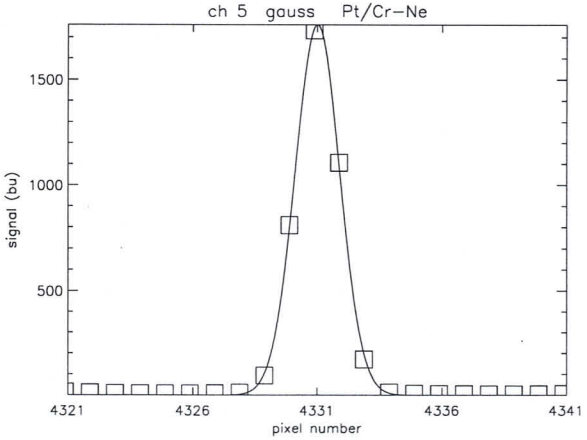
ch 5 gauss Pt/Cr-Ne
signal (bu)
pixel number

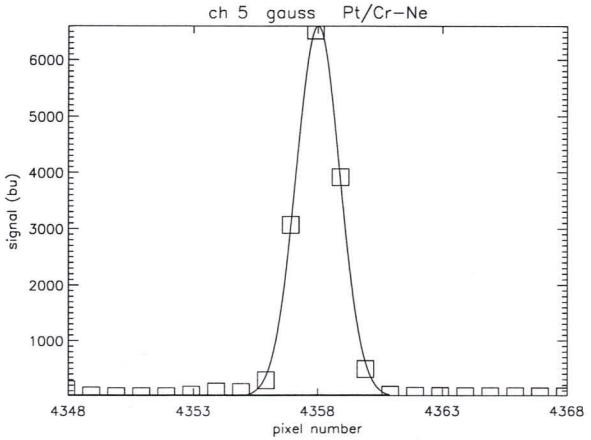
ch 5 gauss Pt/Cr-Ne
signal (bu)
pixel number

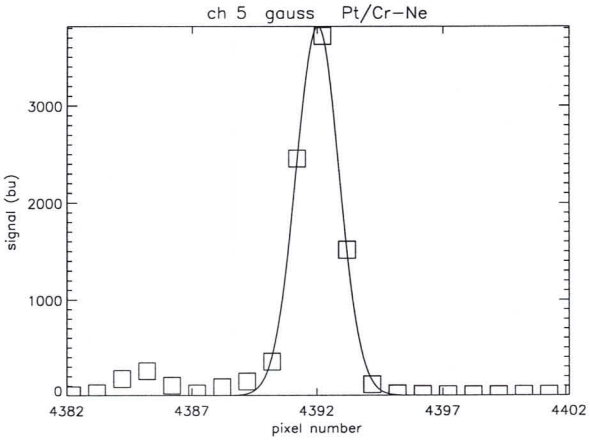
ch 5 gauss Pt/Cr-Ne
signal (bu)
pixel number

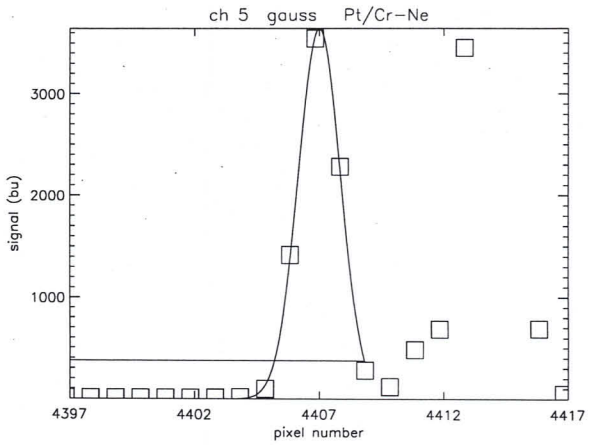
ch 5 gauss Pt/Cr-Ne
signal (bu)
pixel number

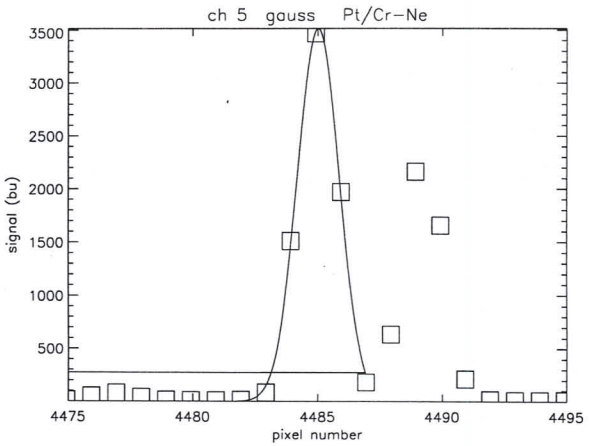
ch 5 gauss Pt/Cr-Ne
signal (bu)
pixel number

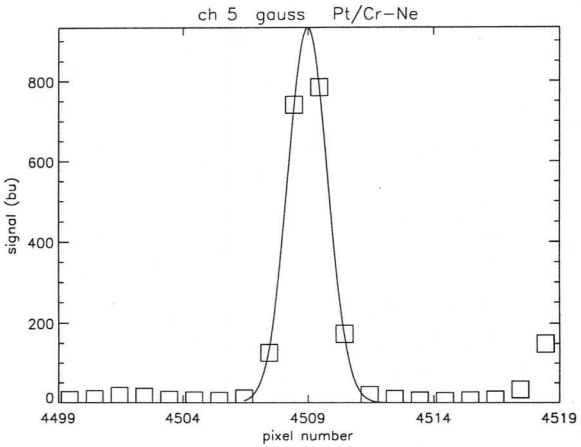
ch 5 gauss Pt/Cr-Ne
signal (bu)
pixel number

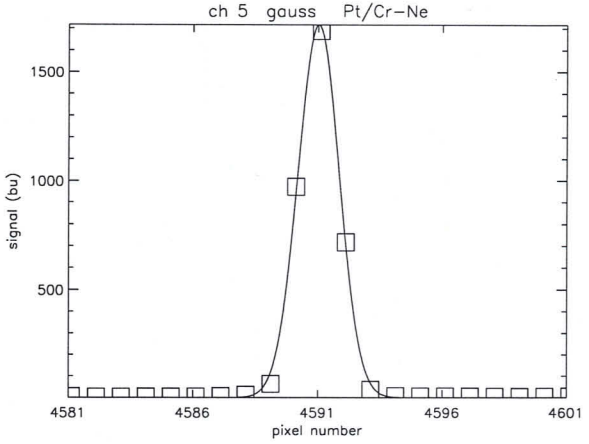
ch 5 gauss Pt/Cr-Ne
signal (bu)
pixel number

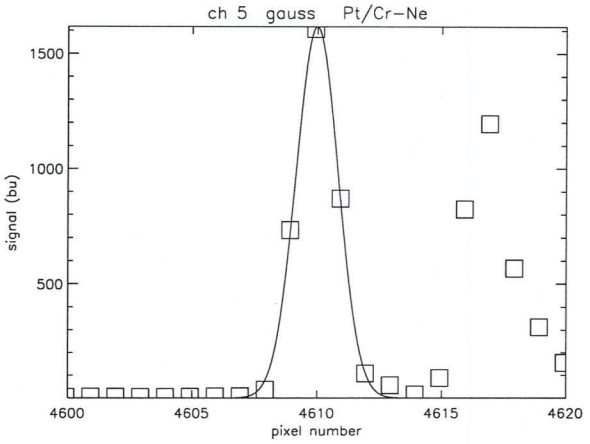
ch 5 gauss Pt/Cr-Ne
signal (bu)
pixel number

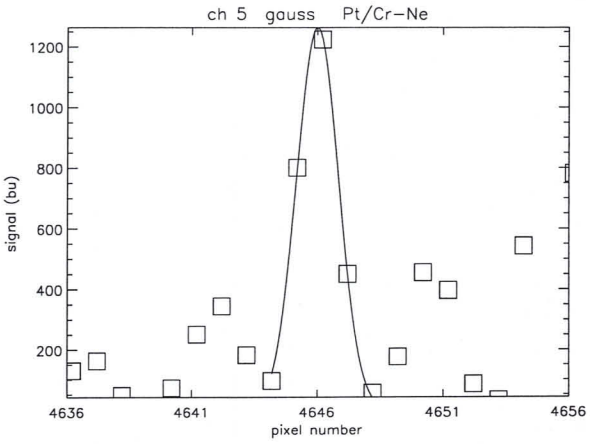
ch 5 gauss Pt/Cr-Ne
signal (bu)
pixel number

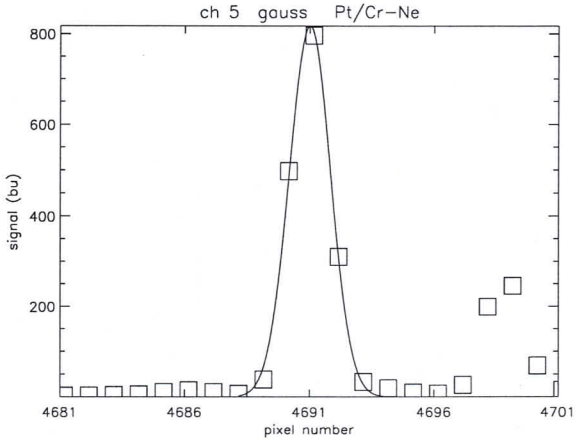
ch 5 gauss Pt/Cr-Ne
signal (bu)
pixel number

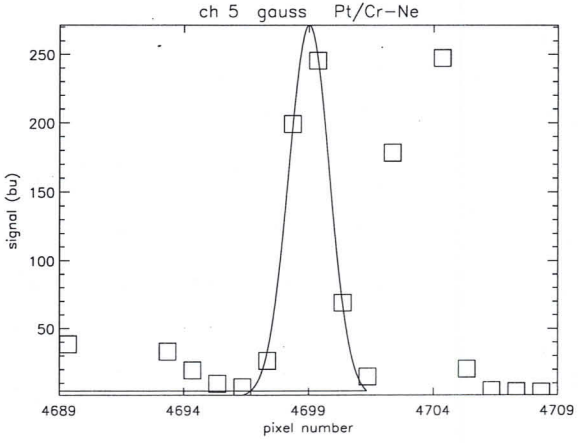
ch 5 gauss Pt/Cr-Ne
signal (bu)
pixel number

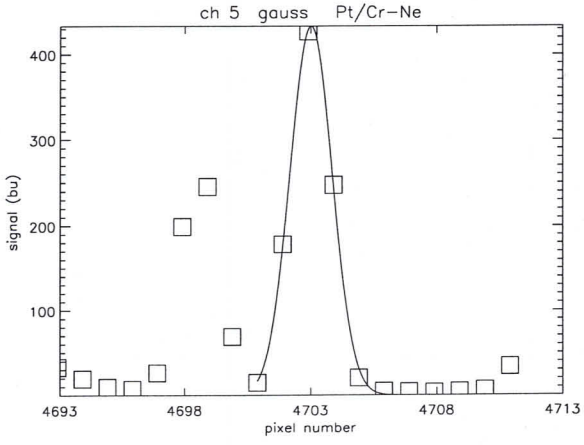
ch 5 gauss Pt/Cr-Ne
signal (bu)
pixel number

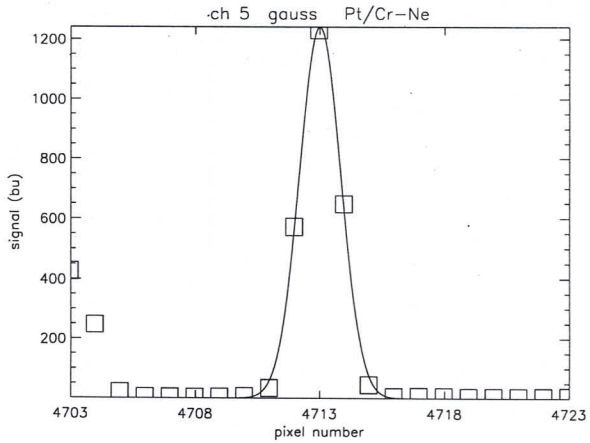
ch 5 gauss Pt/Cr-Ne
signal (bu)
pixel number

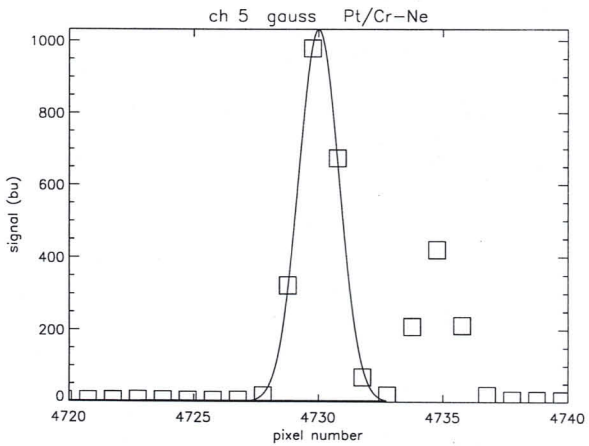
ch 5 gauss Pt/Cr-Ne
signal (bu)
pixel number

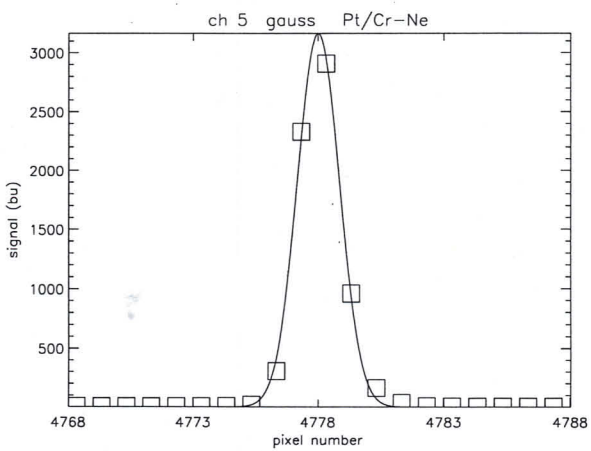
ch 5 gauss Pt/Cr-Ne
signal (bu)
pixel number

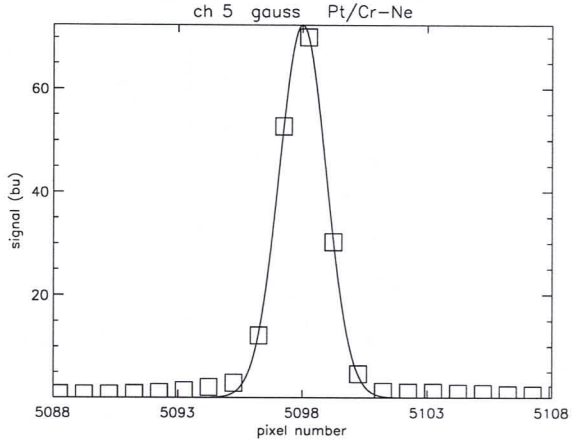
ch 5 gauss Pt/Cr-Ne
signal (bu)
pixel number

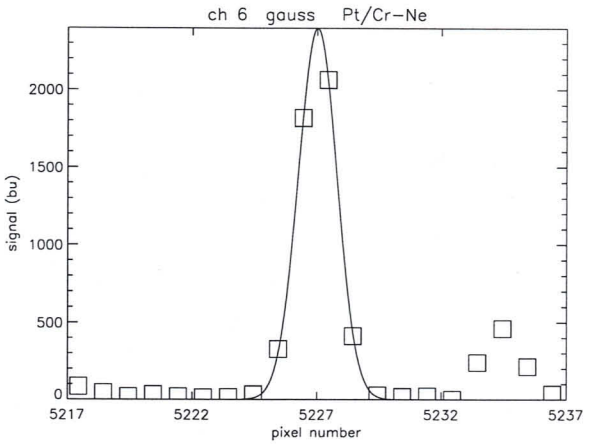
ch 6 gauss Pt/Cr-Ne
signal (bu)
pixel number

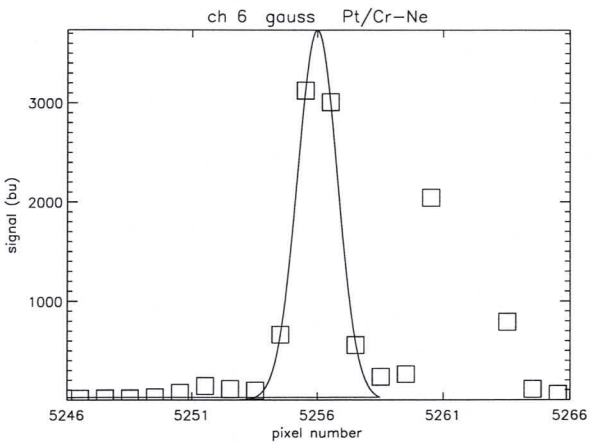
ch 6 gauss Pt/Cr-Ne
signal (bu)
pixel number

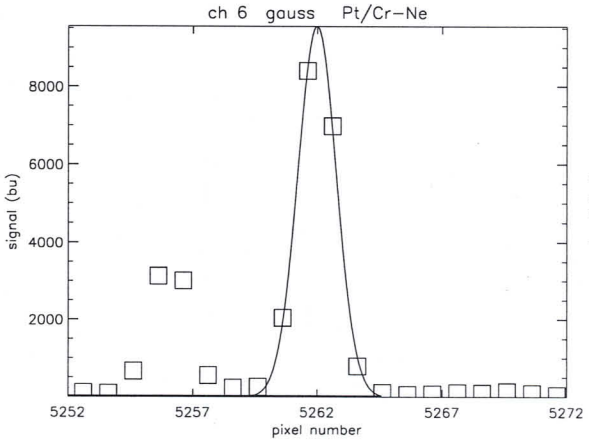
ch 6 gauss Pt/Cr-Ne
signal (bu)
pixel number

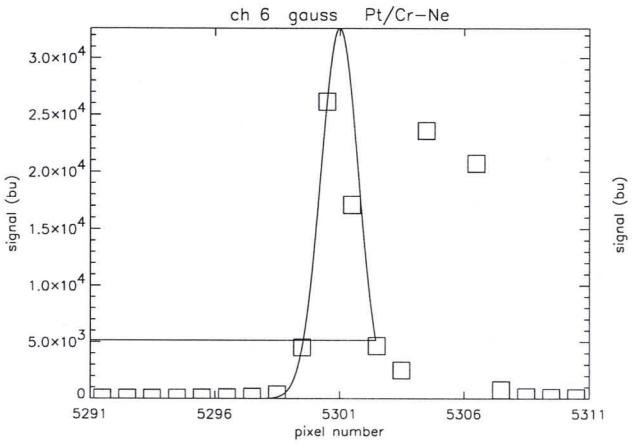
ch 6 gauss Pt/Cr-Ne
signal (bu)
pixel number

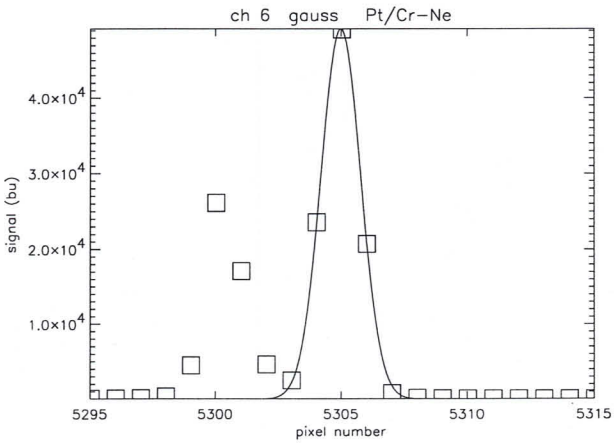
ch 6 gauss Pt/Cr-Ne
signal (bu)
pixel number

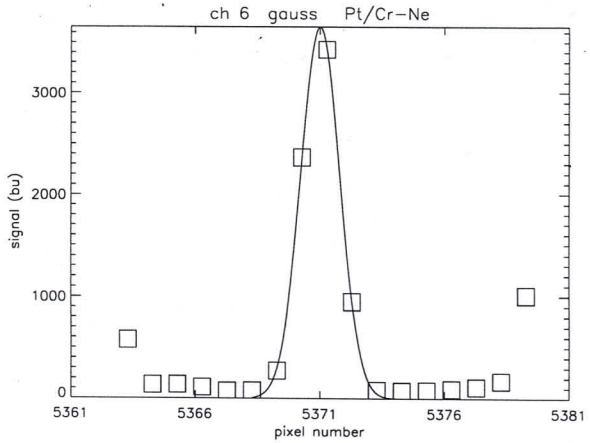
ch 6 gauss Pt/Cr-Ne
signal (bu)
pixel number
0
1000
2000
3000
5361
5366
5371
5376
5381

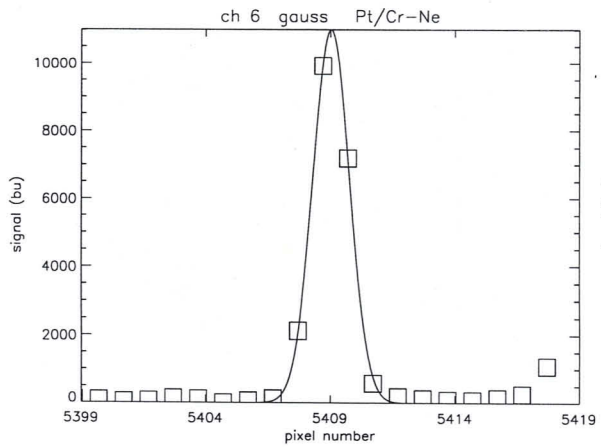
ch 6 gauss Pt/Cr-Ne
signal (bu)
pixel number
0
2000
4000
6000
8000
10000
5399
5404
5409
5414
5419

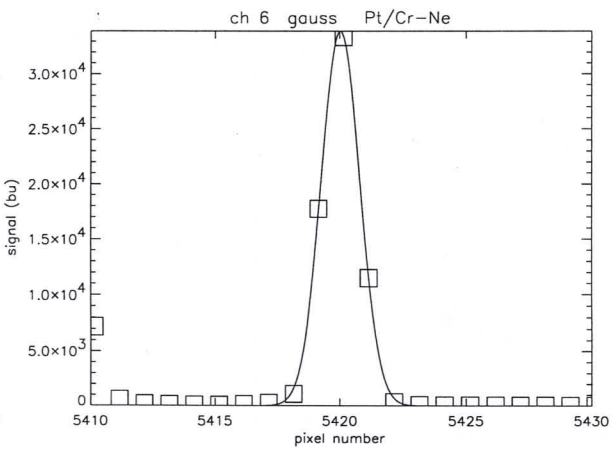
ch 6 gauss Pt/Cr-Ne
signal (bu)
pixel number
0
5.0x10^3
1.0x10^4
1.5x10^4
2.0x10^4
2.5x10^4
3.0x10^4
5410
5415
5420
5425
5430

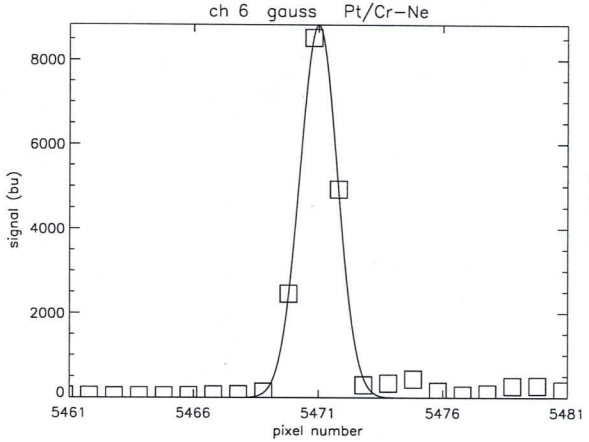
ch 6 gauss Pt/Cr-Ne
signal (bu)
pixel number
0
2000
4000
6000
8000
5461
5466
5471
5476
5481

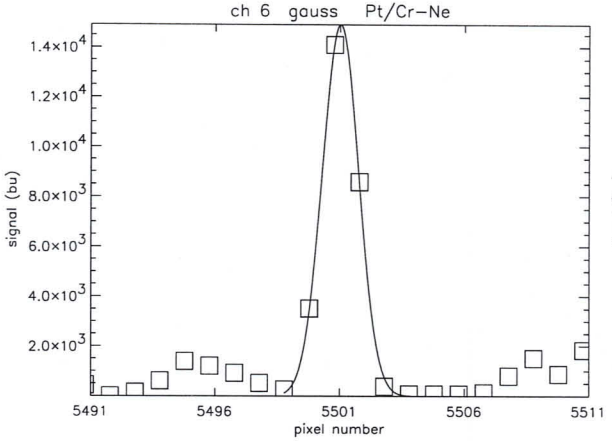
ch 6 gauss Pt/Cr-Ne
signal (bu)
pixel number
2.0x10^3
4.0x10^3
6.0x10^3
8.0x10^3
1.0x10^4
1.2x10^4
1.4x10^4
5491
5496
5501
5506
5511

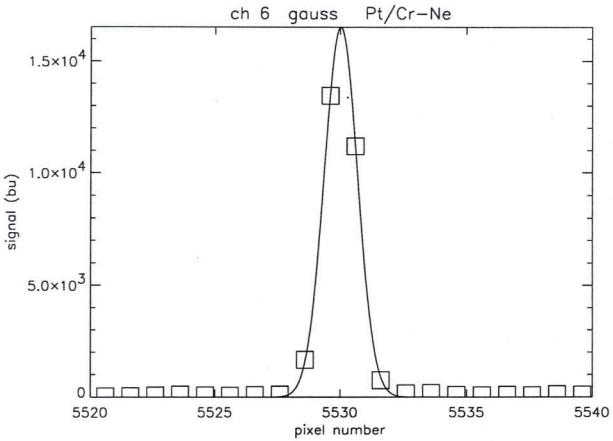
ch 6 gauss Pt/Cr-Ne
signal (bu)
pixel number
5.0x10^3
1.0x10^4
1.5x10^4
5520
5525
5530
5535
5540

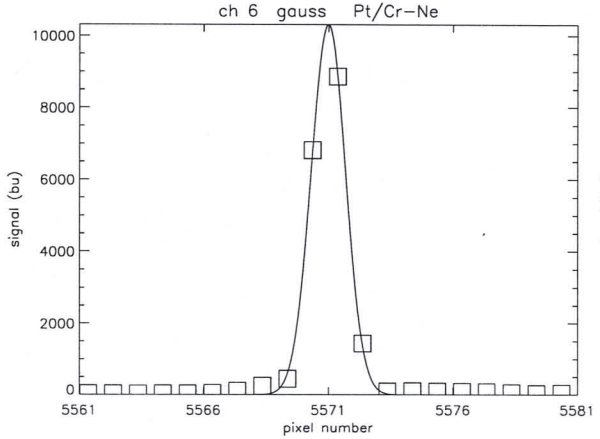
ch 6 gauss Pt/Cr-Ne
signal (bu)
pixel number
0
2000
4000
6000
8000
10000
5561
5566
5571
5576
5581

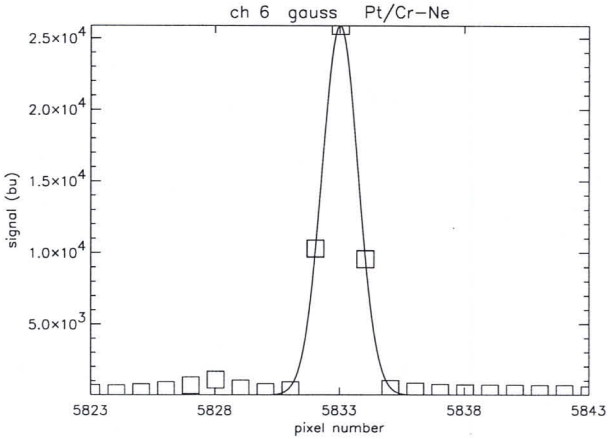
ch 6 gauss Pt/Cr-Ne
signal (bu)
pixel number
5.0x10^3
1.0x10^4
1.5x10^4
2.0x10^4
2.5x10^4
5823
5828
5833
5838
5843

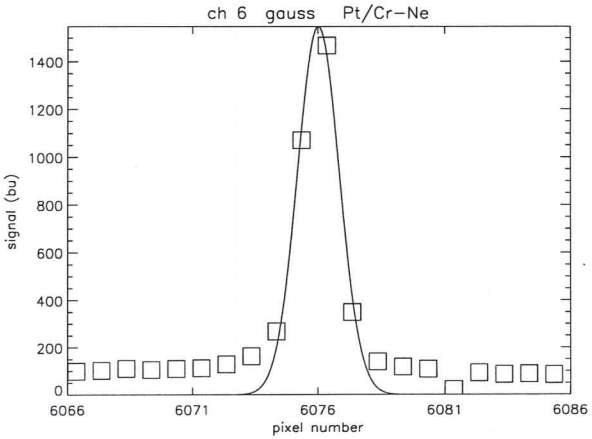
ch 6 gauss Pt/Cr-Ne
signal (bu)
pixel number
0
200
400
600
800
1000
1200
1400
6066
6071
6076
6081
6086

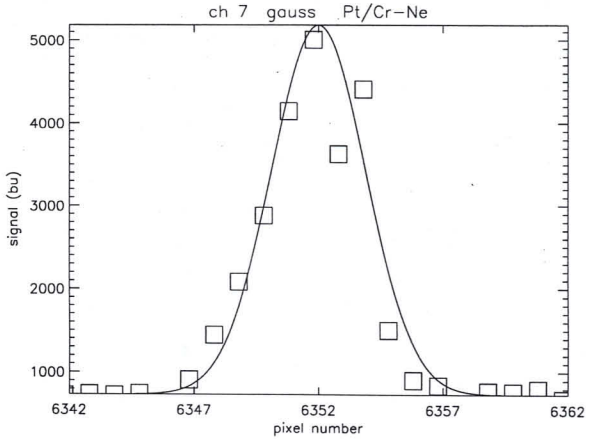
ch 7 gauss Pt/Cr-Ne
signal (bu)
pixel number
5000
4000
3000
2000
1000
6342
6347
6352
6357
6362

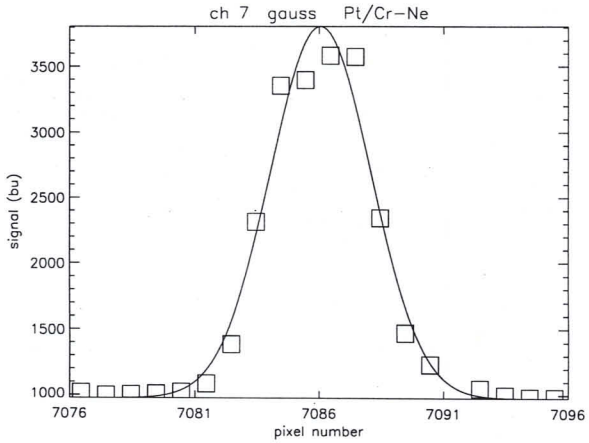
ch 7 gauss Pt/Cr-Ne
signal (bu)
pixel number
3500
3000
2500
2000
1500
1000
7076
7081
7086
7091
7096

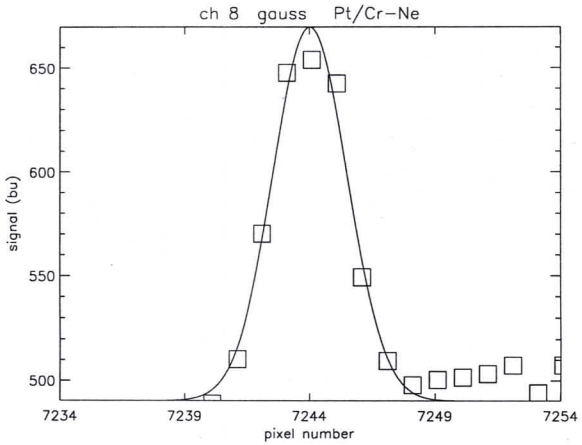
ch 8 gauss Pt/Cr-Ne
signal (bu)
pixel number
650
600
550
500
7234
7239
7244
7249
7254

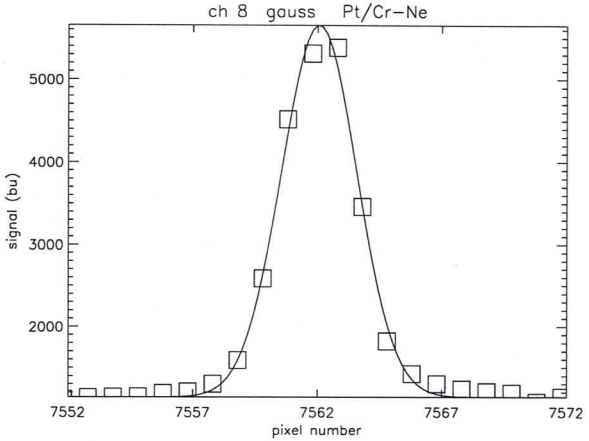
ch 8 gauss Pt/Cr-Ne
signal (bu)
pixel number
5000
4000
3000
2000
7552
7557
7562
7567
7572

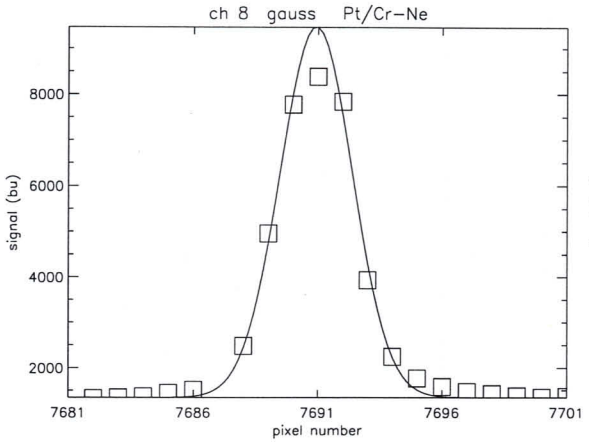
ch 8 gauss Pt/Cr-Ne
signal (bu)
pixel number
8000
6000
4000
2000
7681
7686
7691
7696
7701

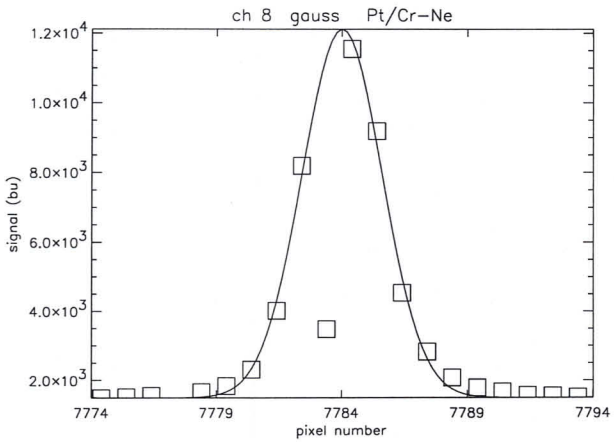
ch 8 gauss Pt/Cr-Ne
signal (bu)
pixel number
1.2×10^4
1.0×10^4
8.0×10^3
6.0×10^3
4.0×10^3
2.0×10^3
7774
7779
7784
7789
7794

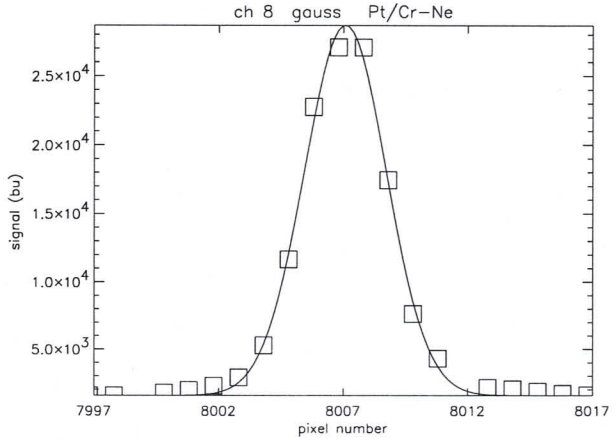
ch 8 gauss Pt/Cr-Ne
signal (bu)
pixel number
2.5×10^4
2.0×10^4
1.5×10^4
1.0×10^4
5.0×10^3
7997
8002
8007
8012
8017

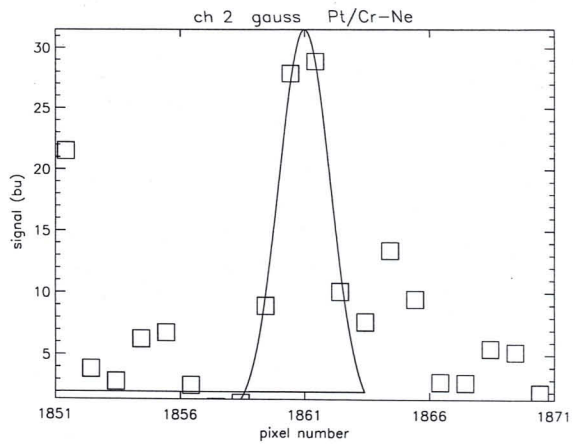
ch 2 gauss Pt/Cr-Ne
signal (bu)
pixel number

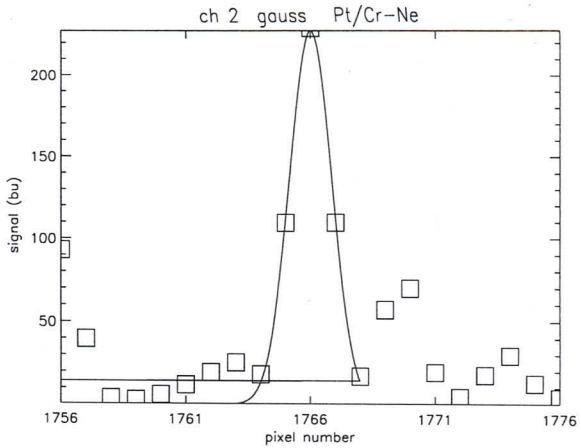
ch 2 gauss Pt/Cr-Ne
signal (bu)
pixel number

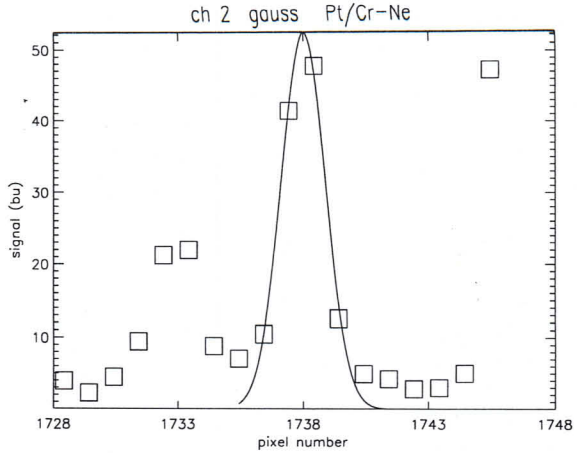
ch 2 gauss Pt/Cr-Ne
signal (bu)
pixel number

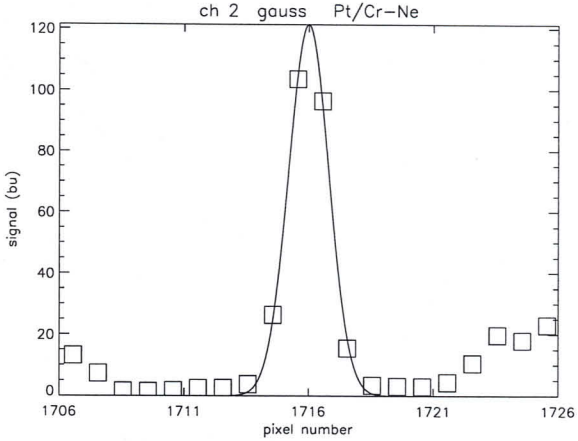
ch 2 gauss Pt/Cr-Ne
signal (bu)
pixel number

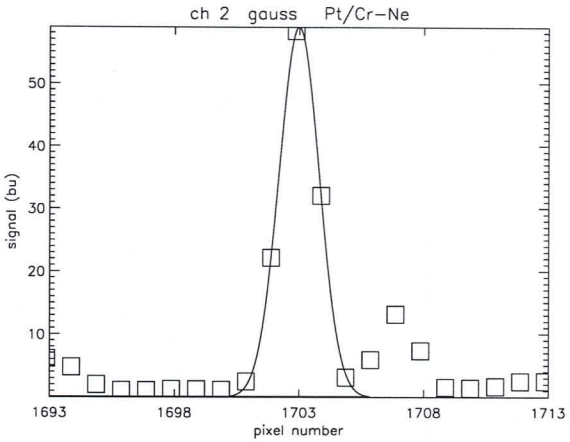
ch 2 gauss Pt/Cr-Ne
signal (bu)
pixel number

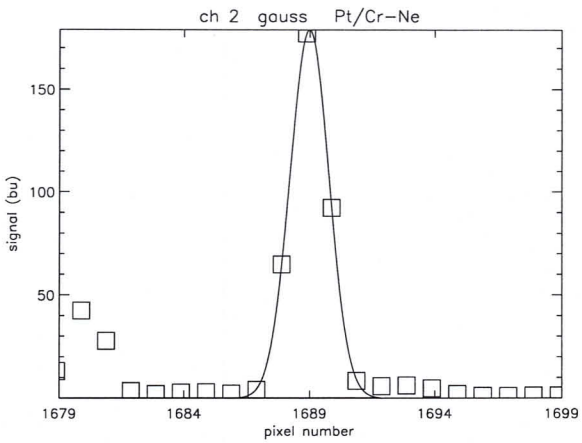
ch 2 gauss Pt/Cr-Ne
signal (bu)
pixel number

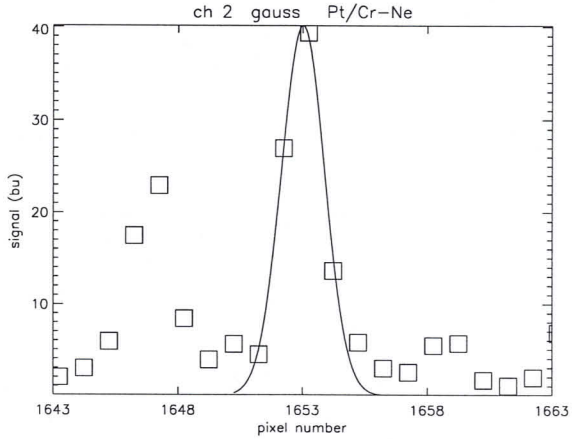
ch 2 gauss Pt/Cr-Ne
signal (bu)
pixel number

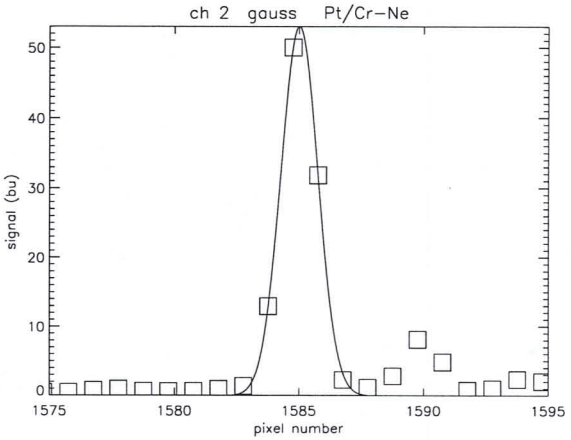
ch 2 gauss Pt/Cr-Ne
signal (bu)
pixel number

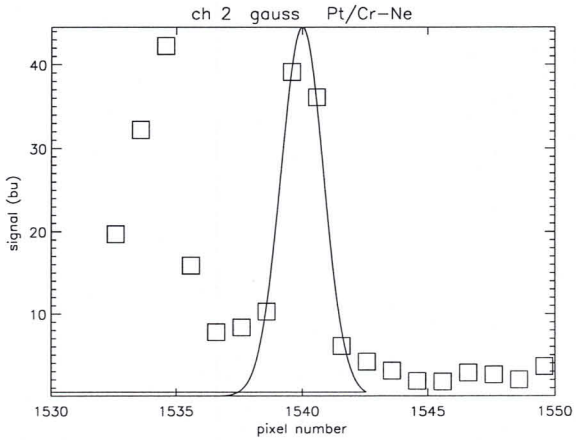
ch 2 gauss Pt/Cr-Ne
signal (bu)
pixel number

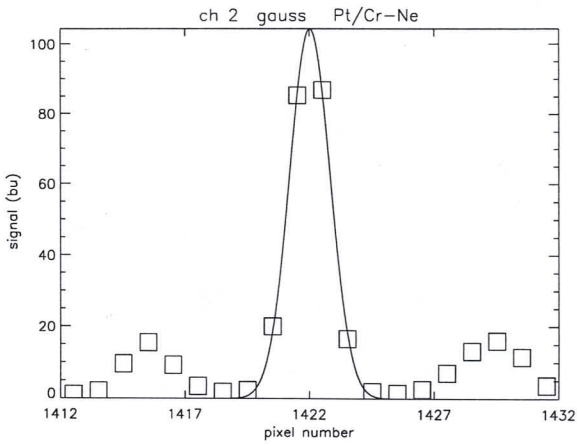
ch 2 gauss Pt/Cr-Ne
signal (bu)
pixel number
0
20
40
60
80
100
1412
1417
1422
1427
1432

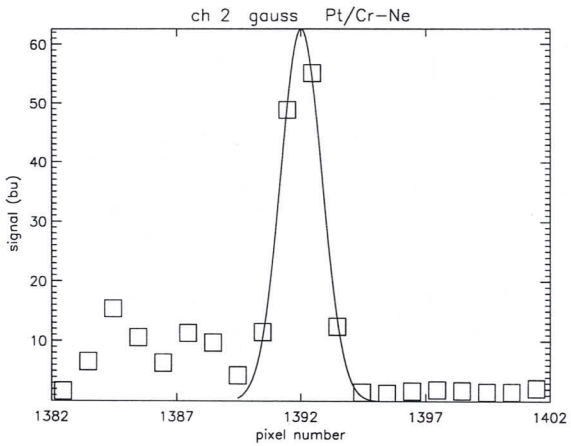
ch 2 gauss Pt/Cr-Ne
signal (bu)
pixel number
10
20
30
40
50
60
1382
1387
1392
1397
1402

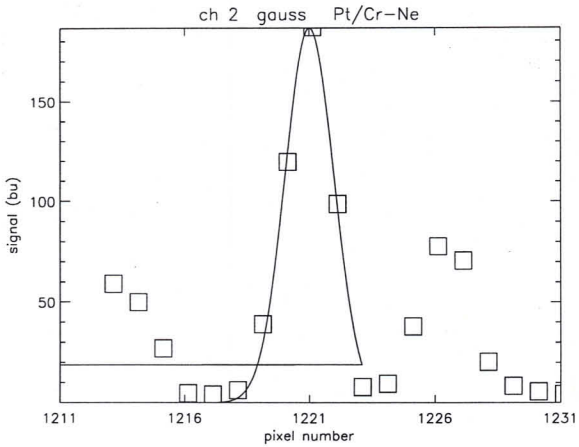
ch 2 gauss Pt/Cr-Ne
signal (bu)
pixel number
50
100
150
1211
1216
1221
1226
1231

7695 7684 (-11)

Pagenumber:

LOG SHEET SCIAMACHY CALIBRATION

date/time	description of action	measuremement filename
12-8-1998	Conclusie external PtCrNe SLS (Marcel Dobber)	
	Lamp geinjecteerd met Rien vd Hunder - lamp op 20 mA en 200 V →	
	→ heeft blauw-paars-rode kleur	
	Op 10 mA heeft hij een meer oranje kleur, dit ziet er vertrouwd uit	
	alle PtCrNe SLS lampen voor SCIAMACHY intern worden altijd bedreven	
	op 10 mA, al is een stroom van 20 mA volgens de specificatie wel toegestaan	
	We hebben externe PtCrNe SLS metingen gedaan op 10 mA en 20 mA	
	(beide 200 V; zie volgende plotjes). Conclusies:	
	channel 1 spectrum ongeveer zelfde, lijn intensiteiten bij 20 mA 5 keer sterker	
	channel 2 pieken links en rechts van midden relatief sterker bij 10 mA, bij 20 mA	
	ongeveer 5 keer meer signaal bij centrale pieken	
	channel 3 ook wat spectrale verschillen (zie plots), bij 20 mA ongeveer	
	2 keer meer licht	
	channel 4-8 bij 20 mA ongeveer 1,5 keer meer licht	
	We beslissen op grond van deze resultaten de lamp te gebruiken op 20 mA, 200 V	
	WE HEBBEN DE EXTERNE PTCRNE SLS DUS NIET VERWISSELD	EN GEBRUIKEN
	VERDER DE LAMP DIE WE ALTIJD HEBBEN GEBRUIKT	

Formal Run of Measurement

(Measurement ID) SLS_EXT

Request for Actual Status		(cross out entries that are **not** requested.)
Request for Modification	X	(fill in only entries to be modified)
Request for Run	X	(no entries = run based on actual default settings)

Scanner Positions

Azimuth	+45.00	deg
Elevation	−45.00	deg

Step 10.1

Timeline for each Data Acquisition Period during Measurement

	1	2	3	4	5	6	7	8	9	10
State ID	1									
Repetitions	5									

State Parameters for States used in Timeline (State ID must be given)

@ 10 mA, 202 V

Channel	PET [s] or H#	Co-Adding	PET [s] or H#	Co-Adding	PET [s] or H#	Co-Adding	PET [s] or H#	Co-Adding
1a	32	2						
1b	32	2						
2b	32	2						
2a	32	2						
3	2	32						
4	0.5	64						
5	4	16						
6	0.5	64						
7	1	64						
8	1	64						
State ID								

Stimuli Settings for Existing Blocks in Measurement

Block No	Stimuli Setup ID	PPC [deg]	Polarizer [deg]	Shutter open/close	Acquisition Time [s]	Lambda [nm] Start	Stop	Step	Repetition Factor	Message	OS Setup Time [s]
1	2	15	41,6	Open	1	240	740	0	1	SSI	
2	2	15	85,4	Open	1	240	240	0	1	SP1	
3	2	15	85,4	Close	1	240	240	0	1	SU1	

Measurement Data Description

Test Purpose	
Remark	U1D1
Data Directory	0224_20.46.43_SLS_EXT

Signatures

	Date	Signature
Issued	12-8-98	KS
< Performed	12.8.98	

Slitfunction extern

STEP	ACTION	RESULT	MARKER
Intro	Your name: Date:	A Bos 12-08 98	
	What's the name of the (main) data input files generated by the EGSE? `(*.dat)`	scia_1208199-8-2049 5 4118	(A)
	Setup a three-window configuration on your SUN.		See course descr.
Cnstr directory	`cd ~/DATA-DIR/SLS ; ls -l` (SLITFUNCTION EXT) highest number in directory? New directory: `mkdir <B+1>` `ls -l` What's now the highest number in directory? <C> should be <B> + 1	1 2 Y / N	Note: In window DATA-DIR (B) (C)
	directory name is:	~/DATA-DIR/~~SLIT FUNCTION~~ SLS-EXT SLITFUNC... ~~FUNCTION~~/<C>	(DIR-NAME)
Copy data	See Analysis sheet: Transfer Data File	Y / N	In DATA-DIR window

Cnstr EGSE_LTF	`cal_raw2ltf .` (Error messages are not necessarily fatal; check with SOLAN --in solan window-- whether output file is okay: there should be a signal present, and `dremark1` labels should be filled)
	`ls -l *.egse_ltf`
	What's the name of the egse_ltf file
	`<D> should be <A>.egse_ltf`
		See SLS-EXT/2
		Y / N
			Note: In window DATA-DIR; ***don't forget the dot !!!*** *May take more than 15 mins.*
			(D)

Cnstr CAL files	`idl run_averscia` (and select file <D> when asked)		Note: In window IDL
Check CAL files	Dark files: `ls -l *du*.avg.cal`		In DATA-DIR window
	size:	9	should be approx 150kb
	White light file:		

Dremark1 labels start either with 'su' or with 'pu'. We have shown here the 'su' case. should be approx 150kb

```
ls -l *su*.avg.cal
```

size:
Note: all files should be present, if not:
(a) Check file <D> using SOLAN and check whether DU, SU labels are present in dremark1 labels
(b) Check if enough disk space is available (Unix command `df -k | more`).

Print postscript

```
lpr -P<printer>
*[ds]u*.avg.cal.ps
```

Contents dark file `*DU*.cal.ps` should be approx. constant within channels: s[sip] Y / N
Contents file `*su*.avg.cal.ps` should contain peak signals in corresponding channel (possibly, cannot be seen in channels 7 and 8): Y / N
Contents of `*rel_std*.ps` files should be smaller than 0.01 (pixel 300 -- 800) for all channels. Y / N
If not, value is:

Add postscript images to logbook, done Y / N

Print logfiles `cat *.log | lpr -P<printer>`
Add logfiles to logbook, done Y / N

Slit processing do this for SS-light file and for SP-light file.

Run Slit `idl do_slitfunction` *)

In IDL window

The procedure asks you whether you want to generate postscript files for a certain approximation function (be sure if you say yes, the function is computed by the slit function program!!!)

*) do_slit_hgar if HgAR lamp used
do_slit_xe if Xe lamp used
do_slit_ptcrne if PtCrNe lamp used

Check slit	`ls -l *.ps`		In DATA-DIR window
	Size of file `*.ps`	_____	should be approx a few kilobytes
CheckSlit visually	lpr -P<printer> *.ps and add to logbook. `lpr -P<printer> *.ps` Approximated function should "follow" the measured peaks.	Y / N	
	Add postscript images to logbook, done	Y / N	
Print logfiles	`lpr -P<printer> *.log`		
	Add logfiles to logbook, done	Y / N	
Back up	Create 3 sets of backup CDs of directory <DIR-NAME> (One CD has a capacity of 600 Mbytes, the UNIX command `/usr/bin/du -k .` gives the number of kilo bytes in the current directory). Name of backup CDs	_____	See analysis sheet BackUp
Sign:	Name	_____	
	Date and time	_____	
	Signature	_____	

STEP	ACTION	RESULT	MARKER
Intro	Your name: Date:	A. Bos 12-08-08 10.00 uur C	
	What's the name of the (main) data input files generated by the EGSE? (*.dat)	SLS-EXT scia_12080808_204541.dat	(A)
	Setup a three-window configuration on your SUN.		see course descr.
Cnstr directory	cd ~/DATA-DIR/SPEC-CAL/ ; ls -l highest number in directory? New directory: mkdir <B+1> ls -l What's now the highest number in directory? <C> should be <B> + 1	2 3 Y / N	Note: In window DATA-DIR (B) (C)
	directory name is:	~/DATA-DIR/SPECCAL/<C>	(DIR-NAME)
Copy data	See Analysis sheet: Transfer Data File	Y / N	In DATA-DIR window
Cnstr EGSE_LTF	cal_raw2ltf . (Error messages are not necessarily fatal; check with SOLAN --in solan window-- whether output file is okay: there should be a signal present, and dremark1 labels should be filled) ls -l *.egse_ltf What's the name of the egse_ltf file <D> should be <A>.egse_ltf	see (A) Y / N	Note: In window DATA-DIR; ***don't forget the dot !!!;*** *May take more than 15 mins.* (D)
Cnstr CAL files	idl run_averscia (and select file <D> when asked)		Note: In window IDL
Check CAL files	Dark files: ls -l *du*.avg.cal		In DATA-DIR window
	size:	8	should be approx 150kb
	SLS light file:		

Note: dremark1 label starts either with 'su' or with 'pu' (here we have taken the 'su'-case).

`ls -l *su*.avg.cal`

should be approx 150kb

size: _____

Note: all files should be present, if not:
(a) Check file <D> using SOLAN and check whether DU, and SU labels are present in dremark1 labels
(b) Check if enough disk space is available (Unix command df -k | more).

Print postscript

`lpr -P<printer>`
`*du*.*.cal.ps`
`*su*.*.cal.ps`

Contents dark file `*du*.avg.cal` should be approx. constant within channels: Y / N

Contents of file `*SU*.avg.cal.ps` should contain peak signals in channels (cannot be seen in channels 7 and 8): Y / N

Contents of `*rel_std*.ps` files should be smaller than 0.01 (pixel 300 -- 800) for all channels. Y / N

If not, value is: _____

Add postscript images to logbook, done Y / N

Print logfiles `lpr -P<printer> *.log`

Add logfiles to logbook, done Y / N

Spec line processing

Run Spec `idl do_spec_cal` In IDL window

Check spec	`ls -l wl.data`		In DATA DIR window should be approx a few kilobytes
	Size of file `wl.data`	_____	
Check XSI visually			
	`lpr -P<printer> *.data.ps`		
	Is the value of the spectral calibration approx. a straight line in all channels? (Note: in channel 2: negative slope)	Y / N	
	Add postscript images to logbook, done	Y / N	
Print logfiles	`lpr -P<printer> *.log`		
	Add logfiles to logbook, done	Y / N	
Back up	Create 3 sets of backup CDs of directory <DIR-NAME> (One CD has a capacity of 600 Mbytes, the UNIX command `/usr/bin/du -k .` gives the number of kilo bytes in the current directory).		See analysis sheet BackUp
	Name of backup CDs	_____	
Sign:	Name	_____	
	Date and time	_____	
	Signature	_____	

Remark : UID 1
EGSE-File : /disk1/SciaSCOE/log/DATA-DIR/SLS-EXT/2/scia_12081998_142441745.egse_ltf record = 1
Date : Wed 12-Aug-98 14:25:35 Channel # 1FM

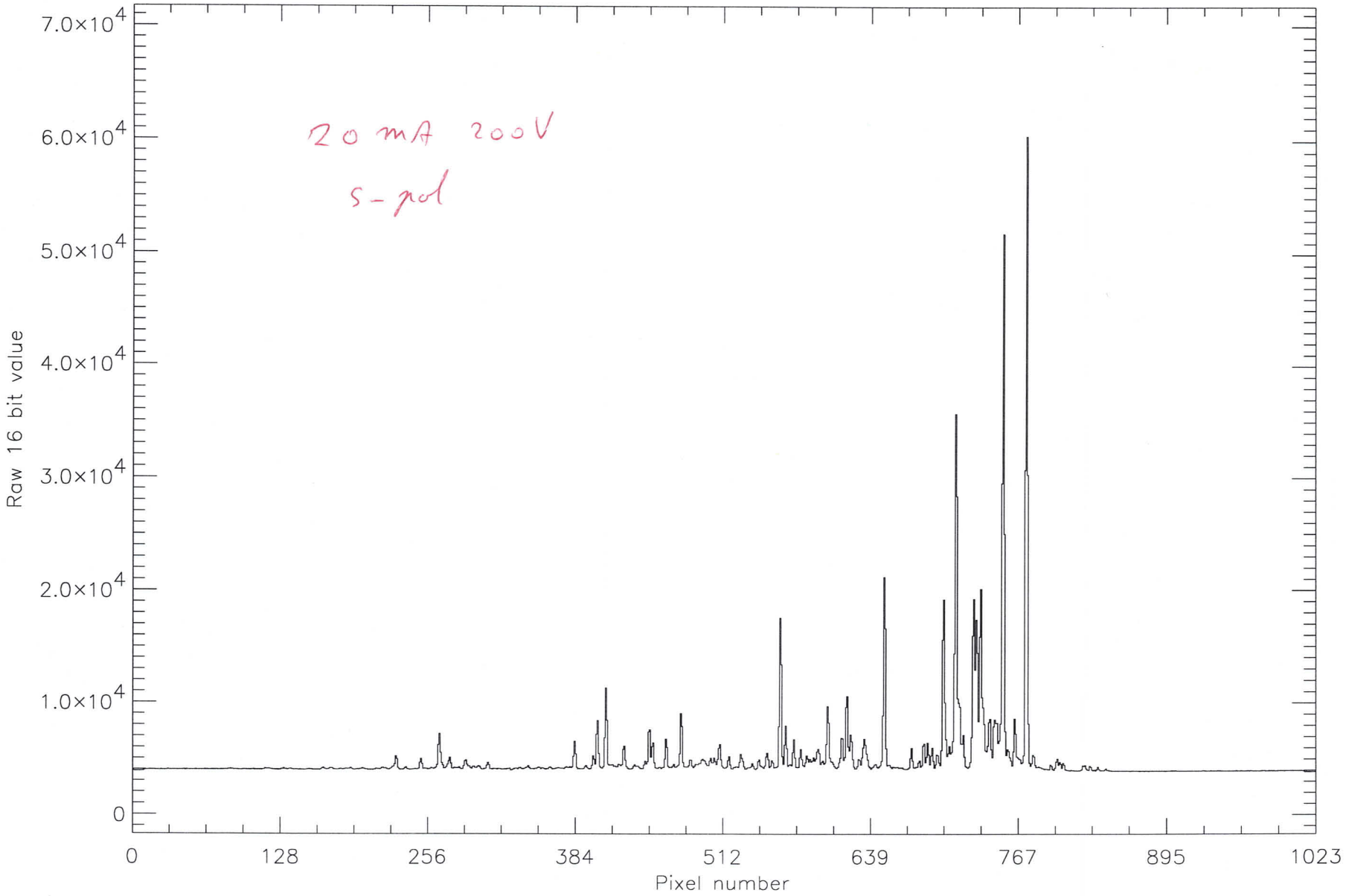

Remark : UID 1
EGSE-File : /disk1/SciaSCOE/log/DATA-DIR/SLS-EXT/2/scia_12081998_142441745.egse_ltf record = 2
Date : Wed 12-Aug-98 14:25:35 Channel # 2FM

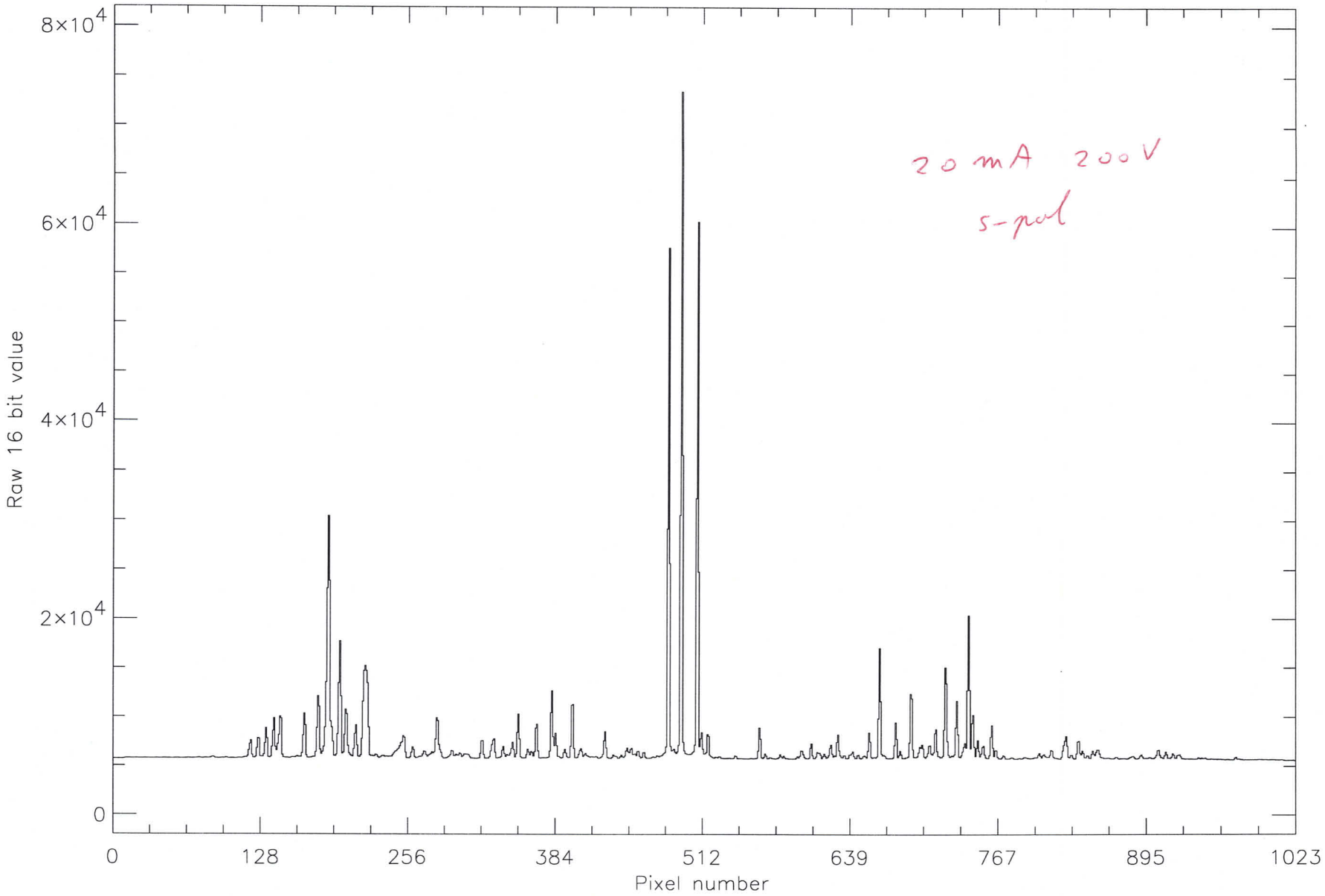

Remark : UID 1
EGSE-File : /disk1/SciaSCOE/log/DATA-DIR/SLS-EXT/2/scia_12081998_142441745.egse_ltf record = 3
Date : Wed 12-Aug-98 14:25:35 Channel # 3FM

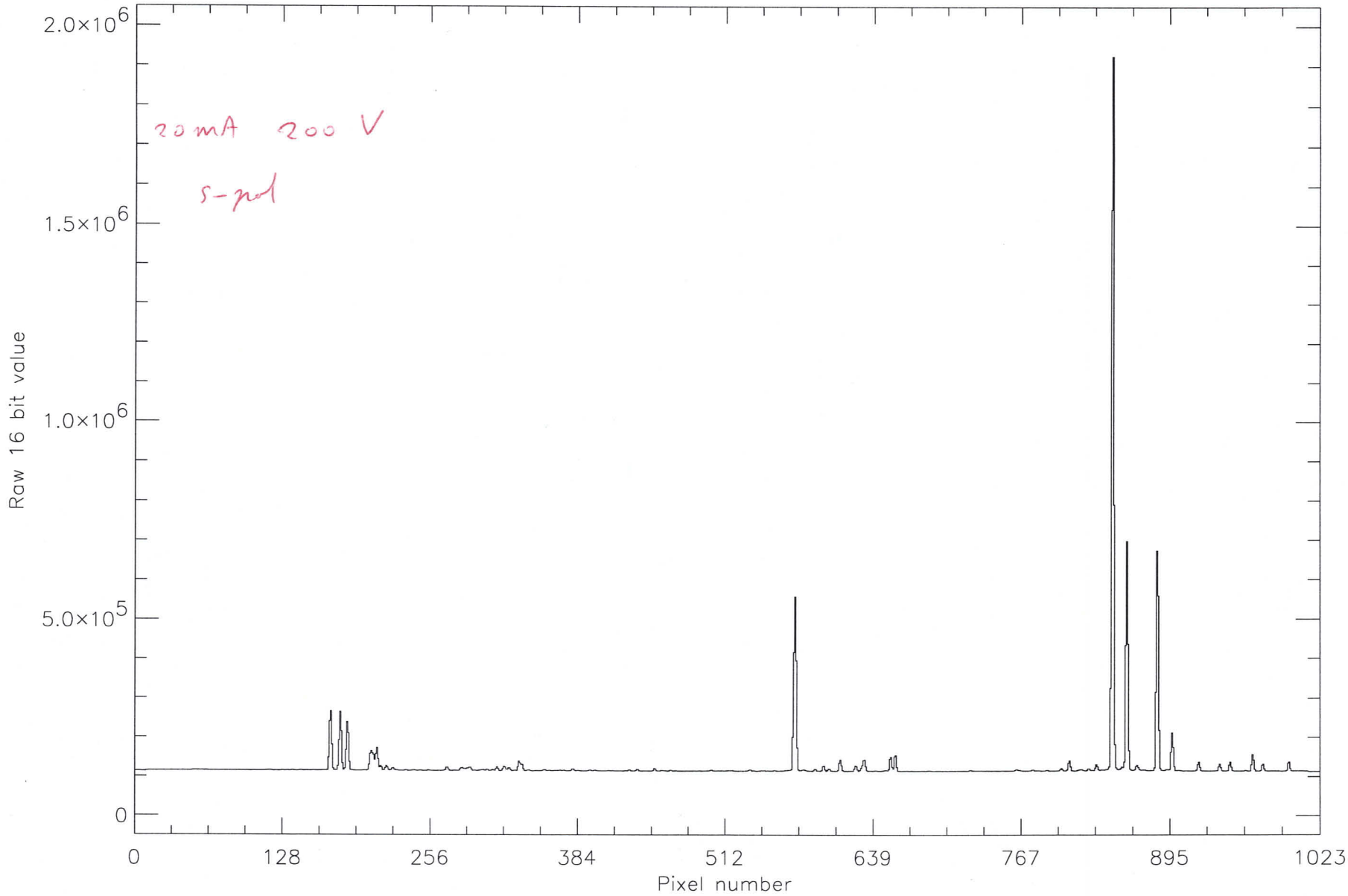

Remark : UID 1
EGSE-File : /disk1/SciaSCOE/log/DATA-DIR/SLS-EXT/2/scia_12081998_142441745.egse_ltf record = 4
Date : Wed 12-Aug-98 14:25:35 Channel # 4FM

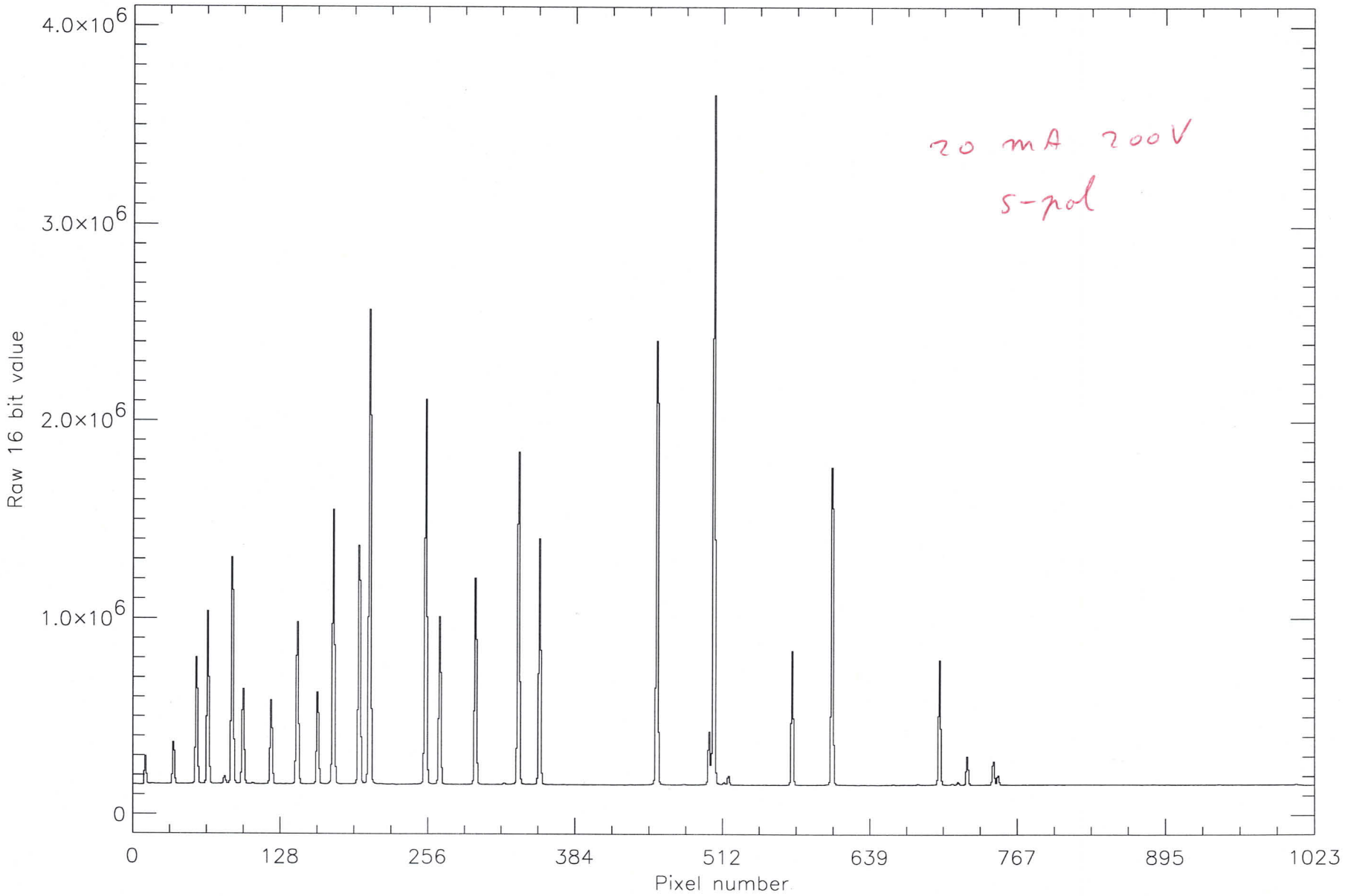

Remark : UID 1
EGSE-File : /disk1/SciaSCOE/log/DATA-DIR/SLS-EXT/2/scia_12081998_142441745.egse_ltf record = 5
Date : Wed 12-Aug-98 14:25:35 Channel # 5FM

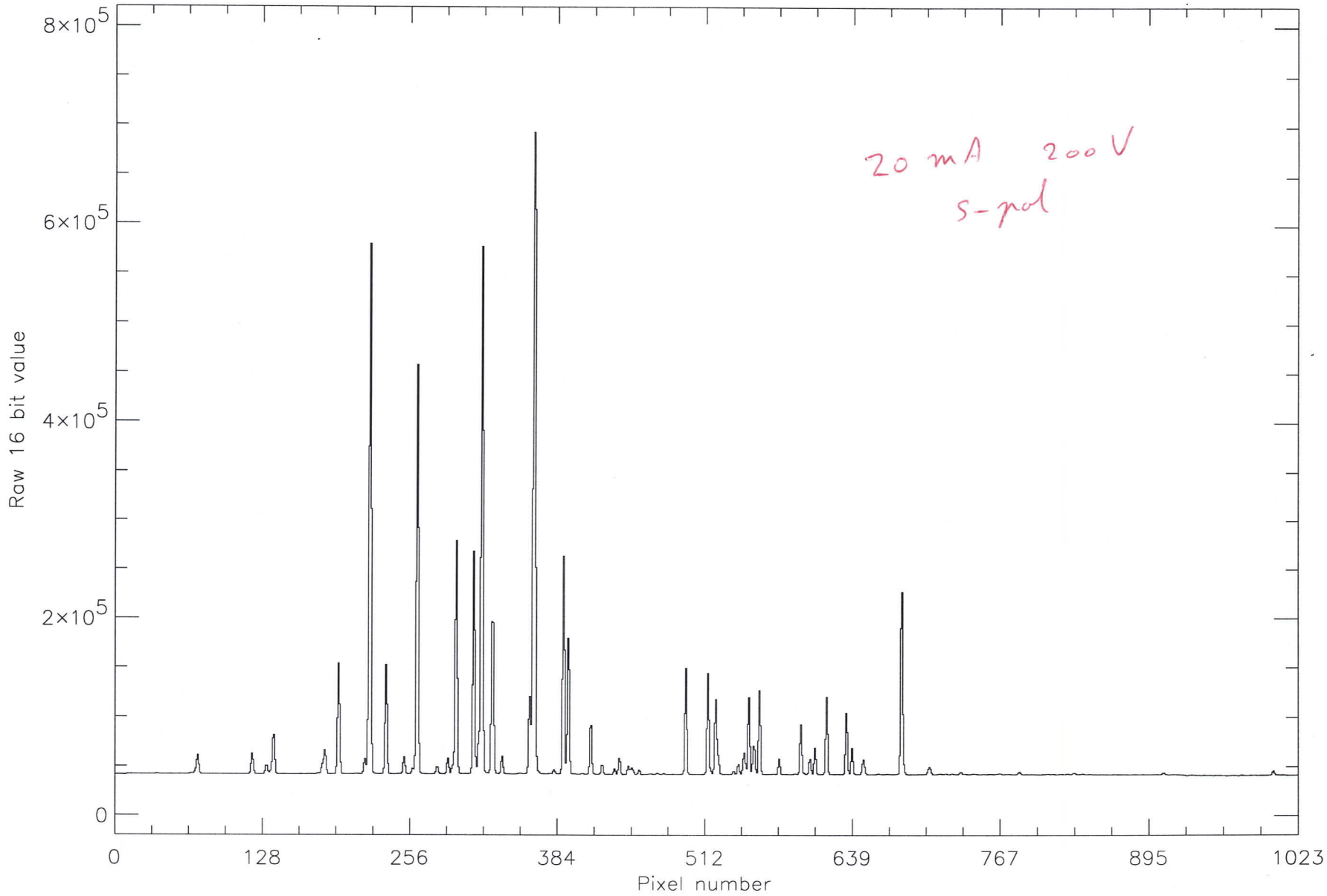

Remark : UID 1
EGSE-File : /disk1/SciaSCOE/log/DATA-DIR/SLS-EXT/2/scia_12081998_142441745.egse_ltf record = 6
Date : Wed 12-Aug-98 14:25:35 Channel # 6FM

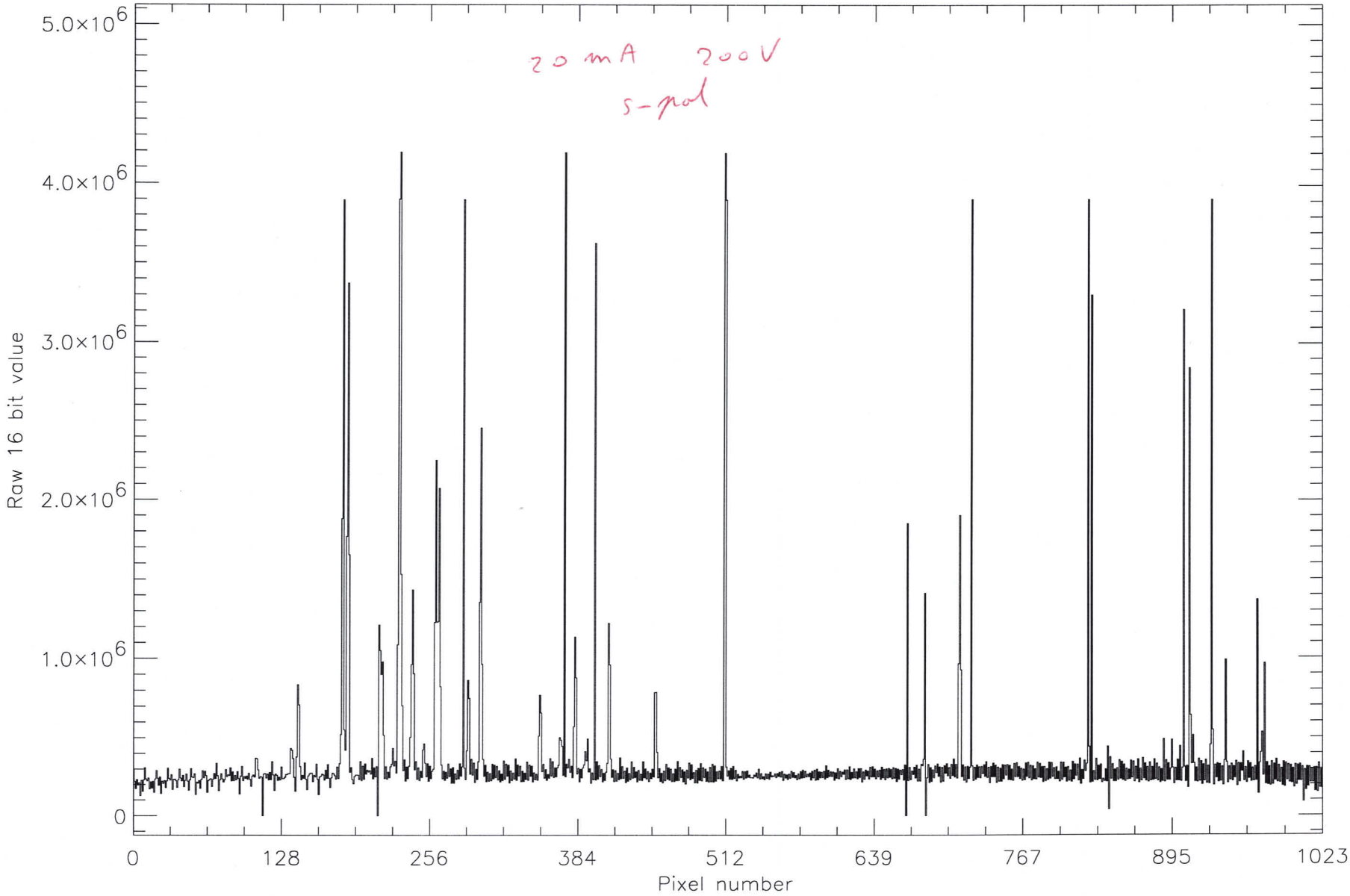

Remark : UID 1
EGSE-File : /disk1/SciaSCOE/log/DATA-DIR/SLS-EXT/2/scia_12081998_142441745.egse_ltf record = 7
Date : Wed 12-Aug-98 14:25:35 Channel # 7FM

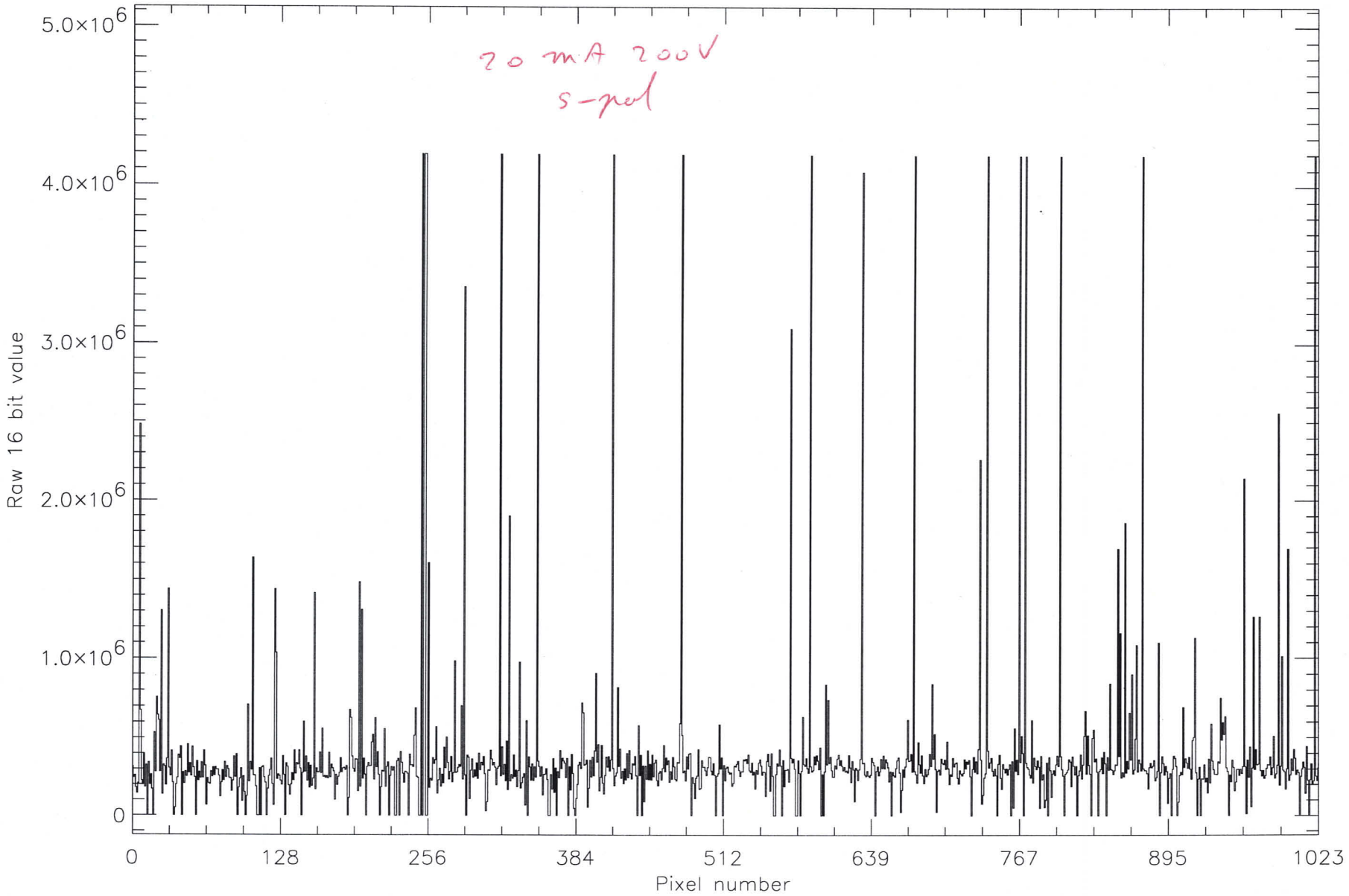

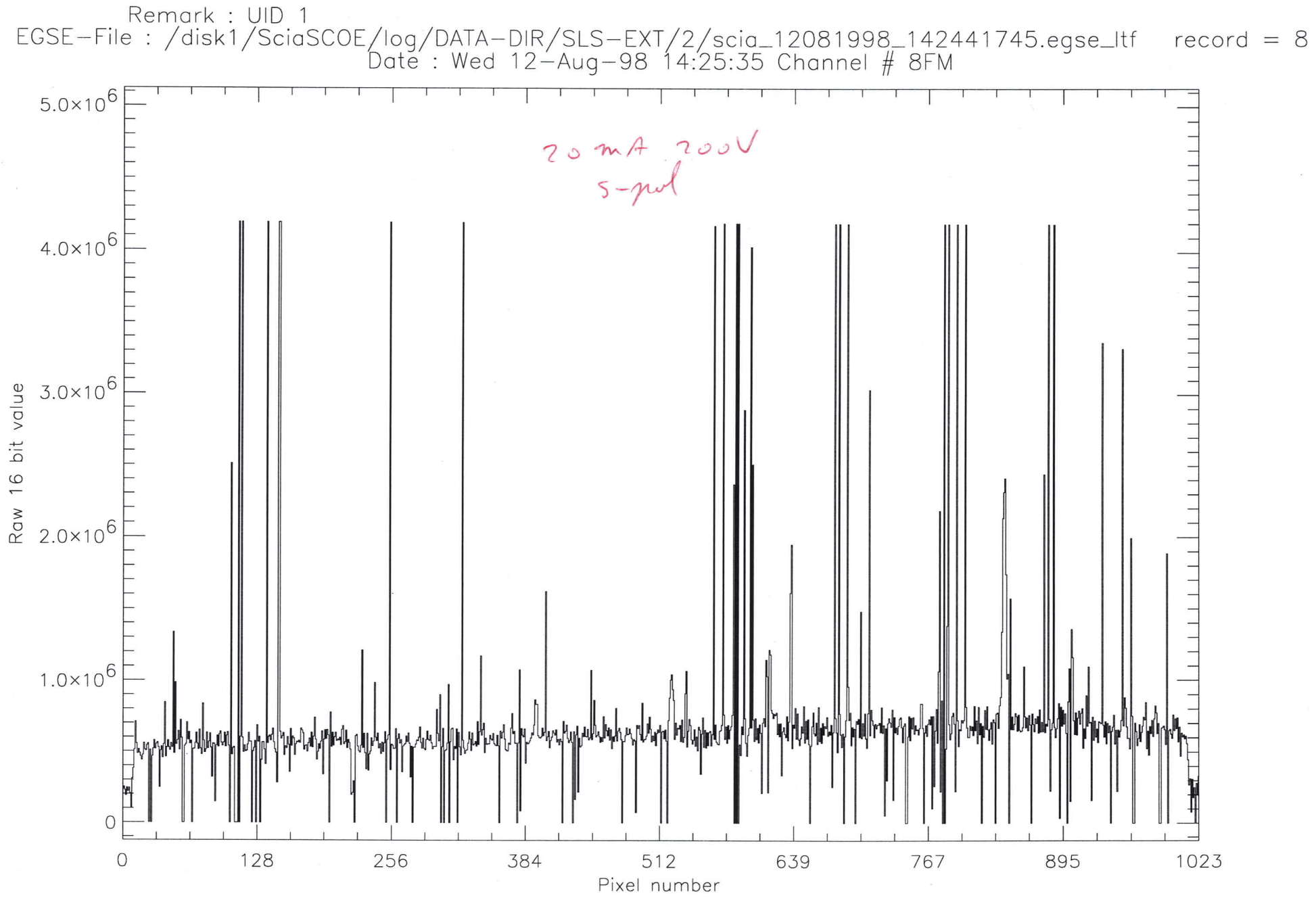
Remark : UID 1
EGSE-File : /disk1/SciaSCOE/log/DATA-DIR/SLS-EXT/2/scia_12081998_142441745.egse_ltf record = 8
Date : Wed 12-Aug-98 14:25:35 Channel # 8FM
20 mA 200V
5-pol
Raw 16 bit value
5.0×10^6
4.0×10^6
3.0×10^6
2.0×10^6
1.0×10^6
0
0
128
256
384
512
639
767
895
1023
Pixel number

Remark : UID 1
EGSE-File : /disk1/SciaSCOE/log/DATA-DIR/SLS-EXT/2/scia_12081998_142441745.egse_ltf record = 22
Date : Wed 12-Aug-98 14:56:35 Channel # 1FM

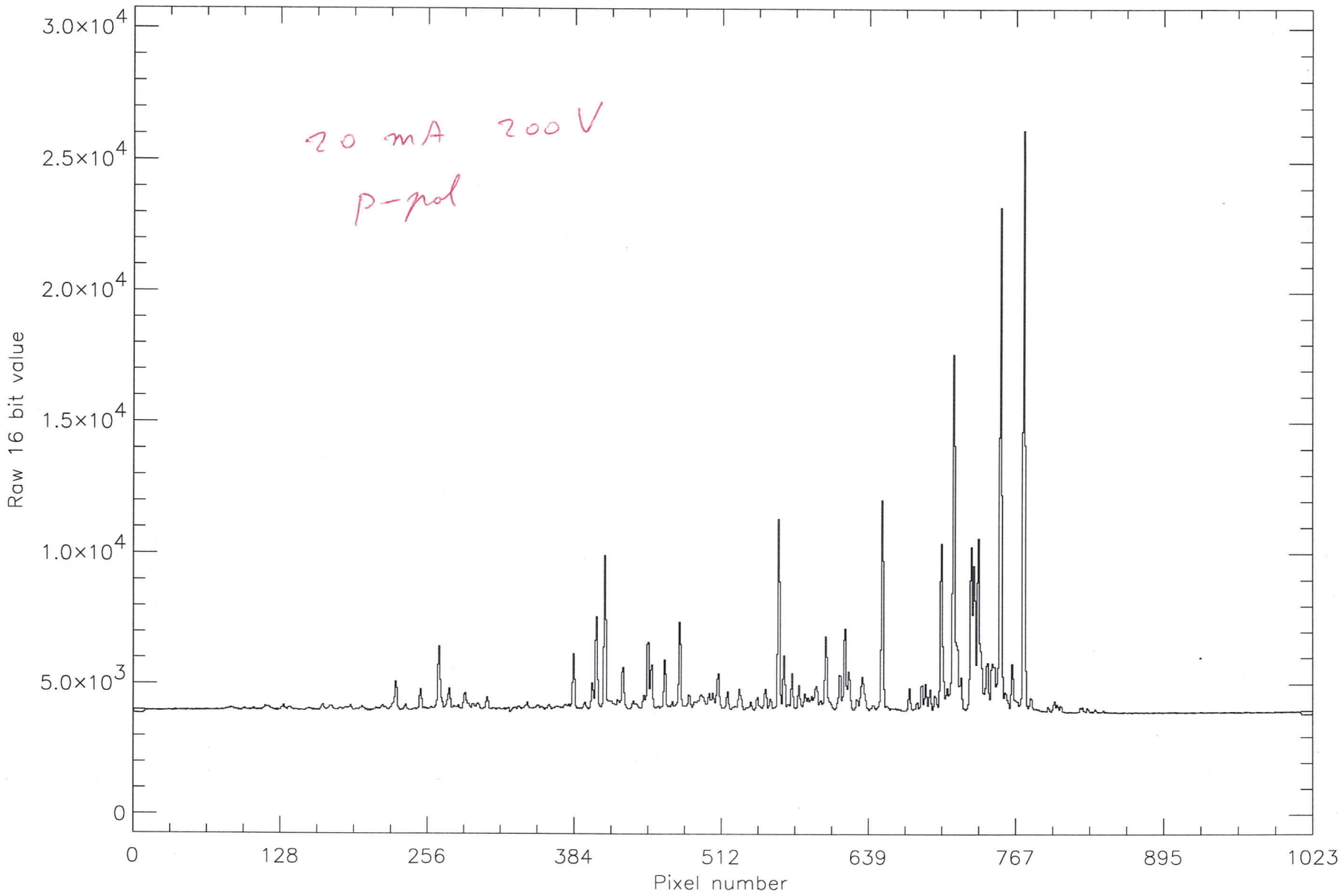

Remark : UID 1
EGSE-File : /disk1/SciaSCOE/log/DATA-DIR/SLS-EXT/2/scia_12081998_142441745.egse_ltf record = 22
Date : Wed 12-Aug-98 14:56:35 Channel # 2FM

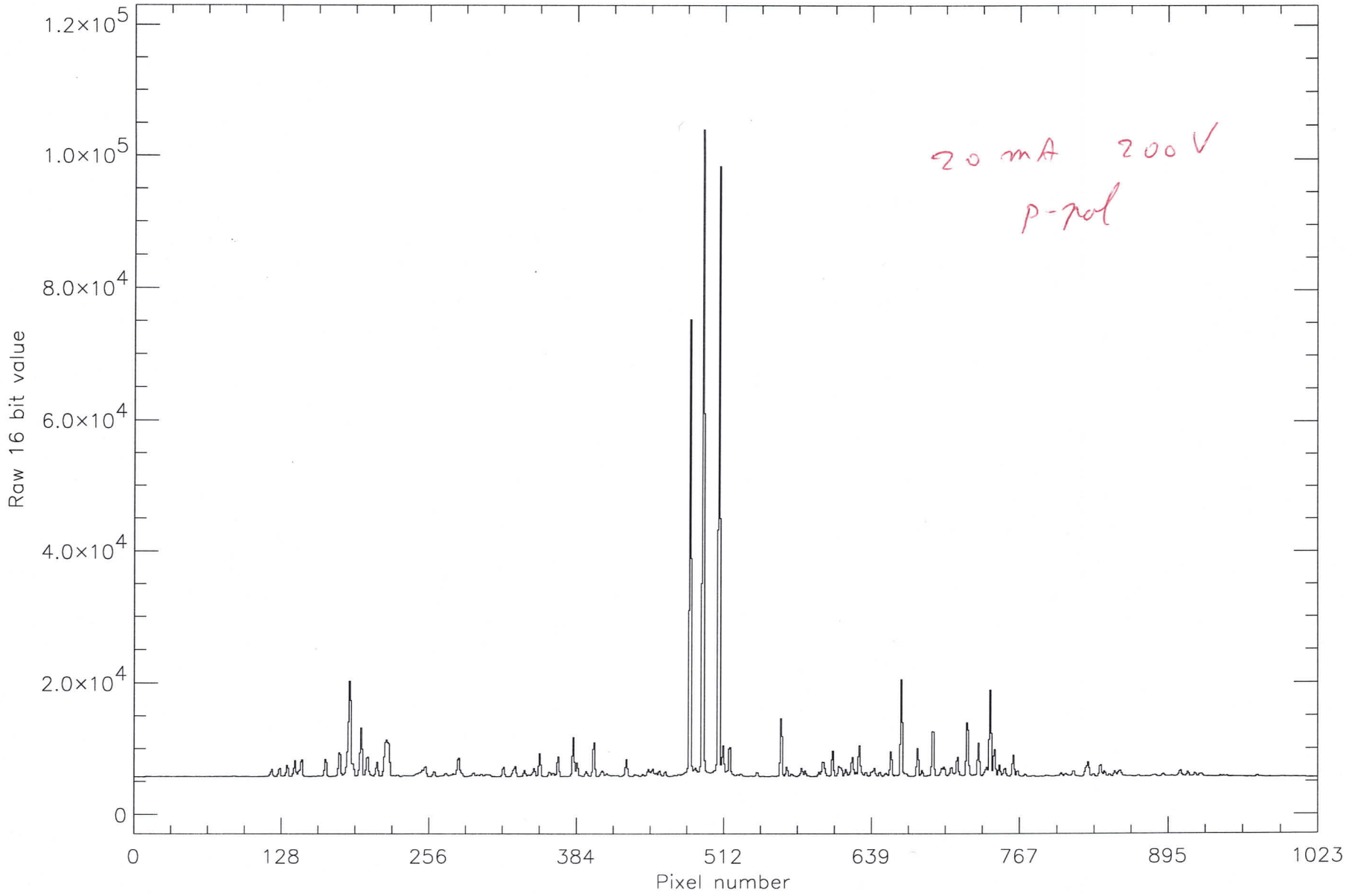

Remark : UID 1
EGSE-File : /disk1/SciaSCOE/log/DATA-DIR/SLS-EXT/2/scia_12081998_142441745.egse_ltf record = 22
Date : Wed 12-Aug-98 14:56:35 Channel # 3FM

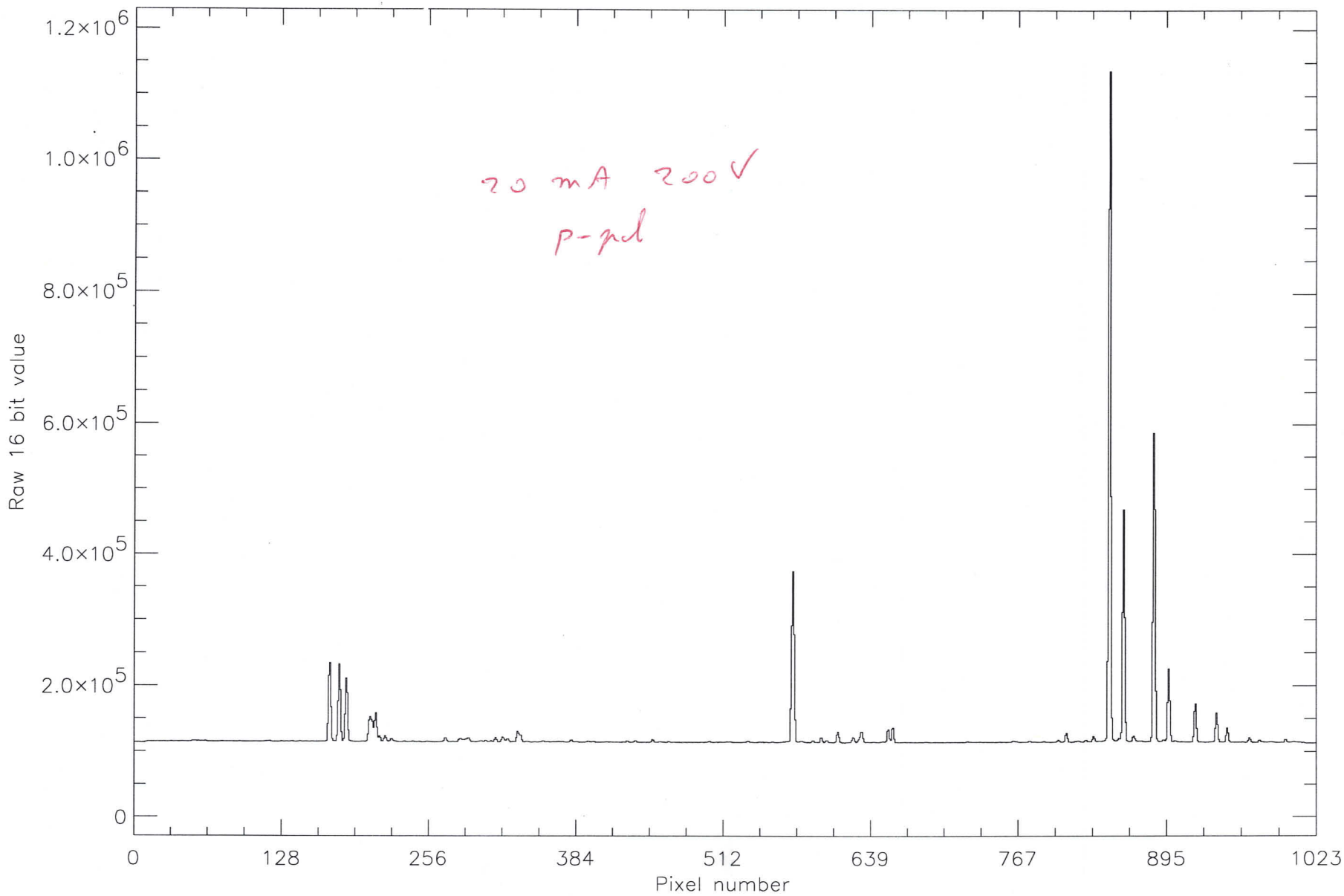

Remark : UID 1
EGSE-File : /disk1/SciaSCOE/log/DATA-DIR/SLS-EXT/2/scia_12081998_142441745.egse_ltf record = 22
Date : Wed 12-Aug-98 14:56:35 Channel # 4FM

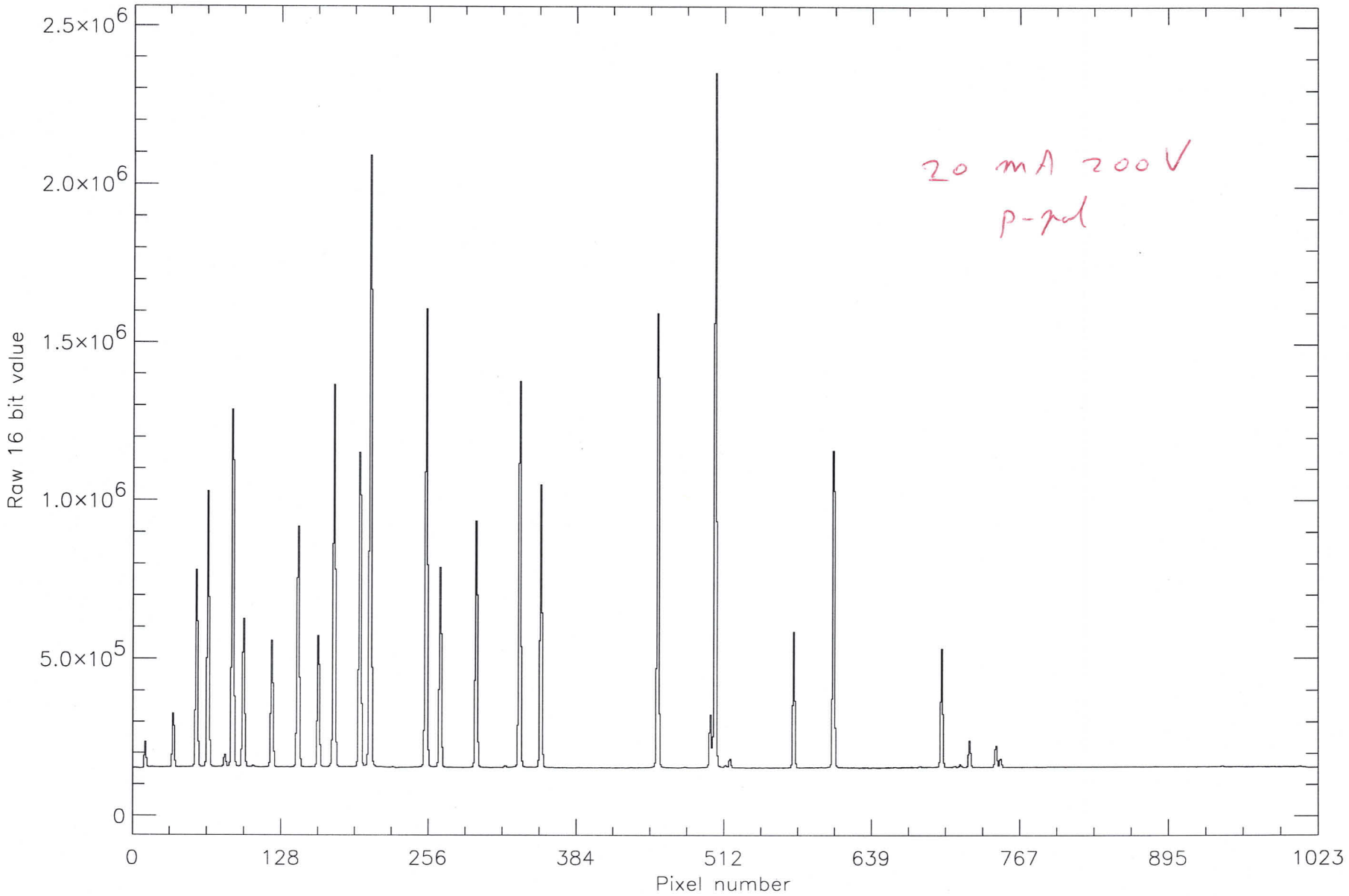

Remark : UID 1
EGSE-File : /disk1/SciaSCOE/log/DATA-DIR/SLS-EXT/2/scia_12081998_142441745.egse_ltf record = 23
Date : Wed 12-Aug-98 14:56:35 Channel # 5FM

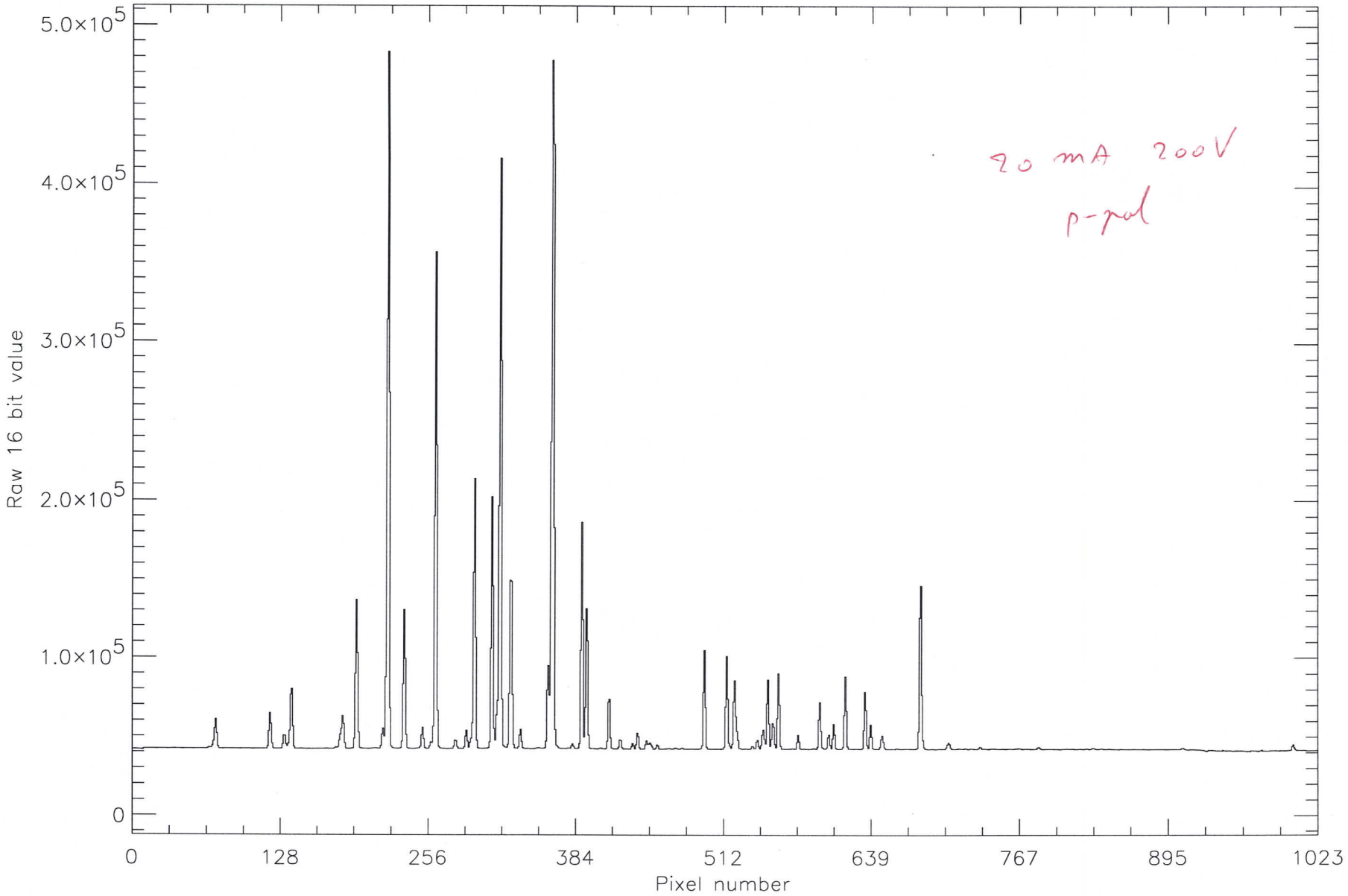

Remark : UID 1
EGSE-File : /disk1/SciaSCOE/log/DATA-DIR/SLS-EXT/2/scia_12081998_142441745.egse_ltf record = 23
Date : Wed 12-Aug-98 14:56:35 Channel # 6FM

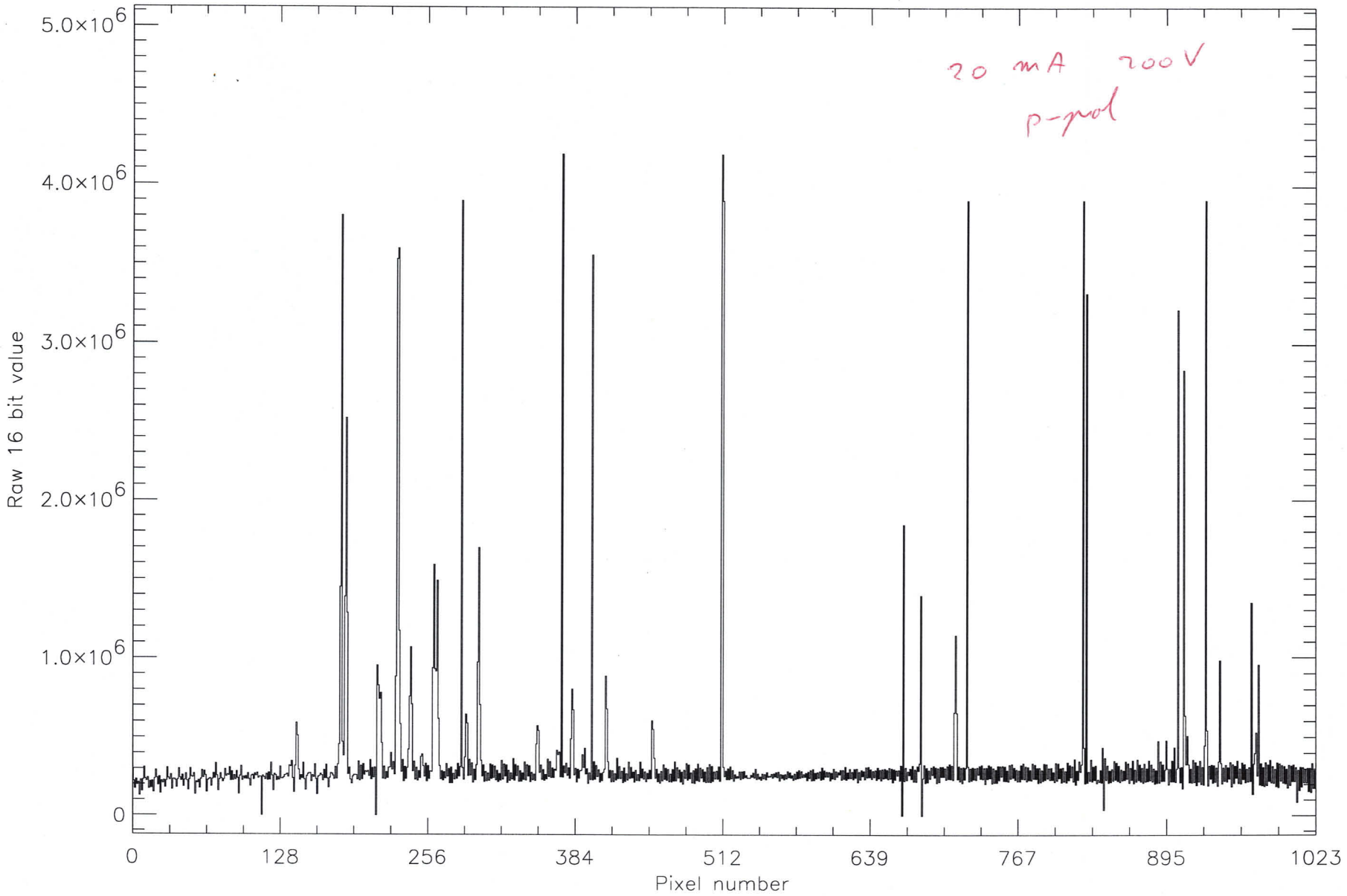

Remark : UID 1
EGSE-File : /disk1/SciaSCOE/log/DATA-DIR/SLS-EXT/2/scia_12081998_142441745.egse_ltf record = 23
Date : Wed 12-Aug-98 14:56:35 Channel # 7FM

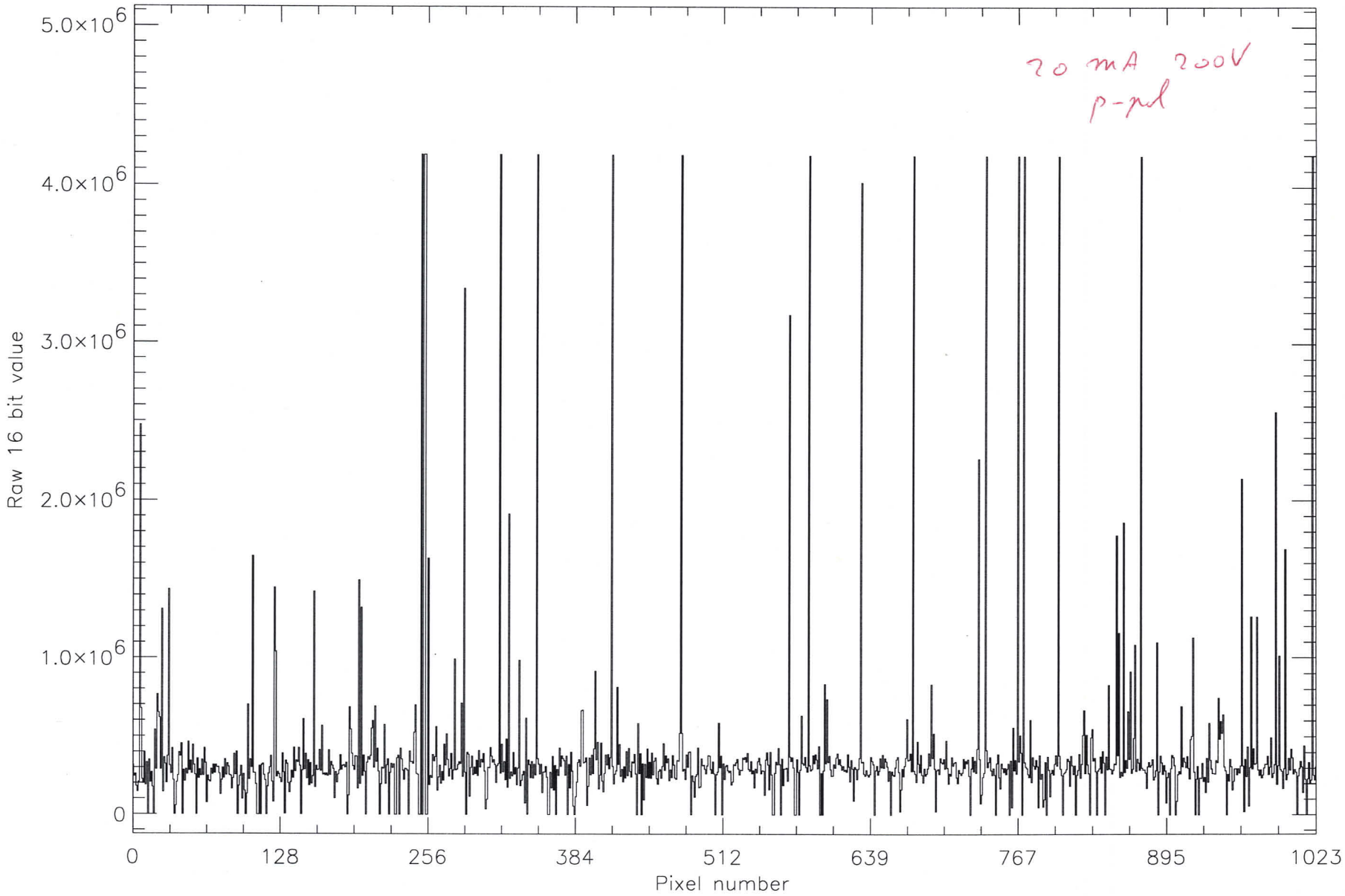

Remark : UID 1
EGSE-File : /disk1/SciaSCOE/log/DATA-DIR/SLS-EXT/2/scia_12081998_142441745.egse_ltf record = 23
Date : Wed 12-Aug-98 14:56:35 Channel # 8FM

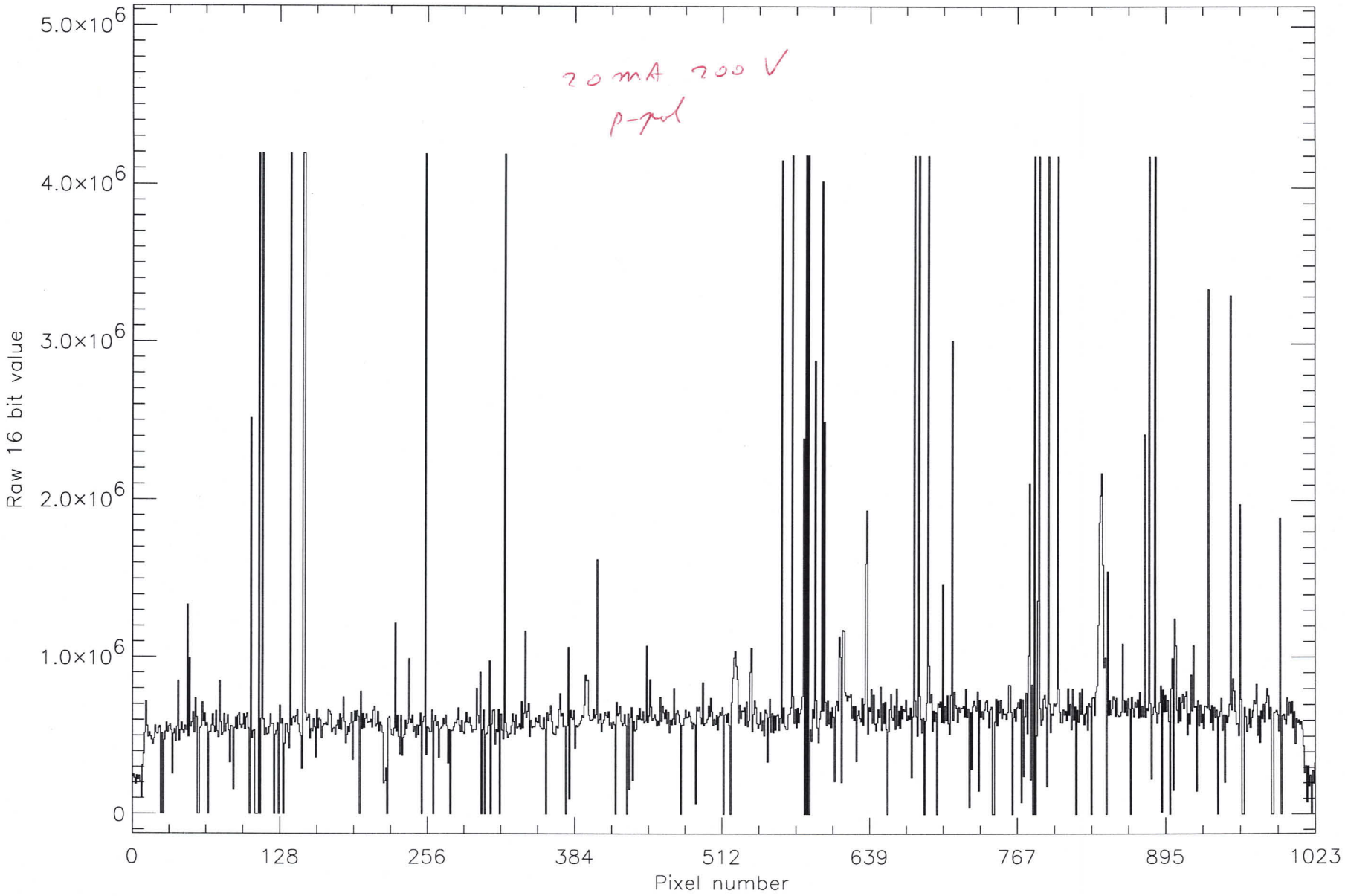

Remark :
EGSE-File : /disk1/SciaSCOE/log/DATA-DIR/SLS-EXT/3/scia_12081998_204954118.egse_ltf record = 2
Date : Wed 12-Aug-98 20:50:47 Channel # 1FM

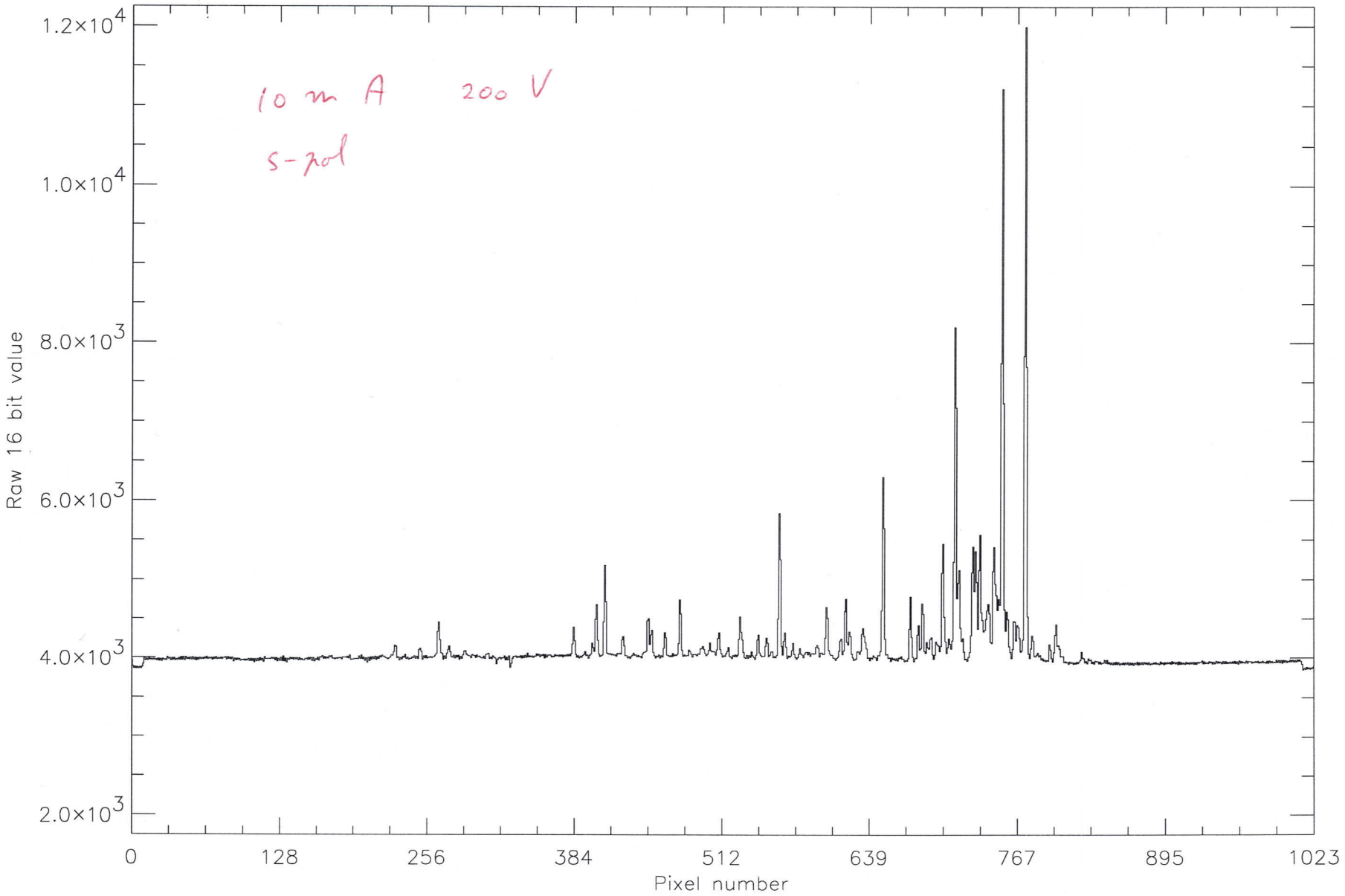

Remark :
EGSE-File : /disk1/SciaSCOE/log/DATA-DIR/SLS-EXT/3/scia_12081998_204954118.egse_ltf record = 3
Date : Wed 12-Aug-98 20:50:47 Channel # 2FM

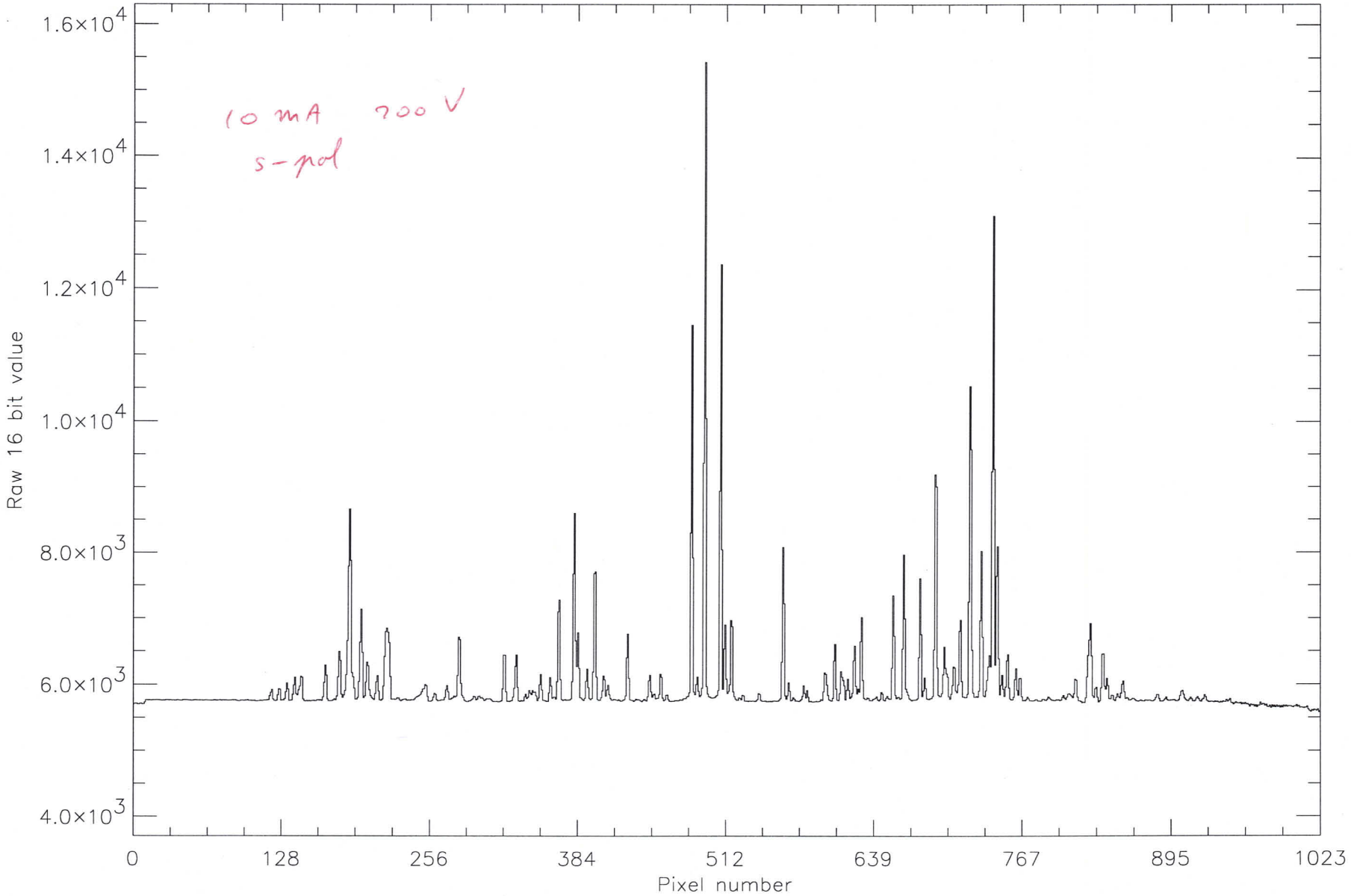

Remark :
EGSE-File : /disk1/SciaSCOE/log/DATA-DIR/SLS-EXT/3/scia_12081998_204954118.egse_ltf record = 4
Date : Wed 12-Aug-98 20:50:47 Channel # 3FM

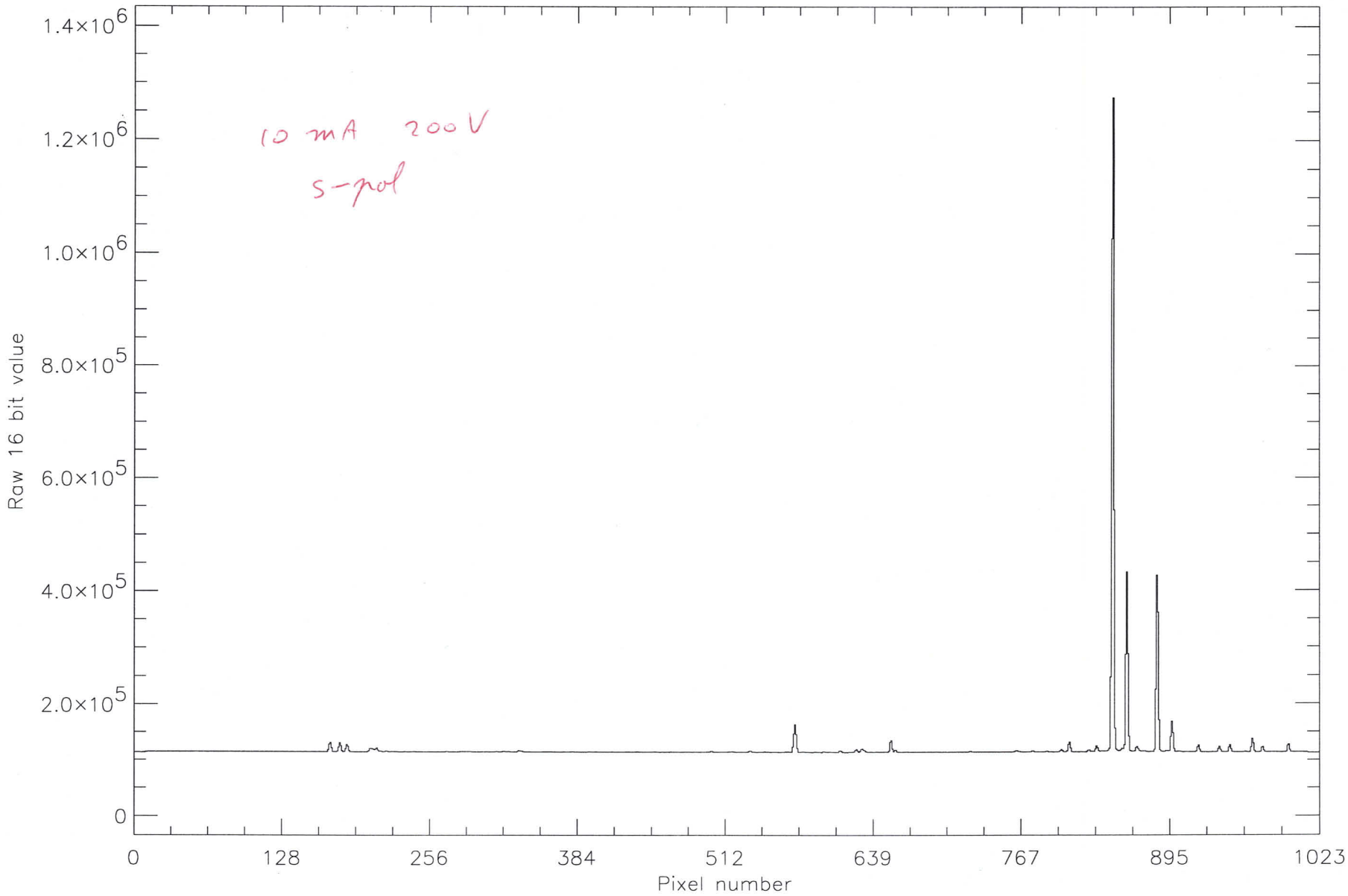

Remark :
EGSE-File : /disk1/SciaSCOE/log/DATA-DIR/SLS-EXT/3/scia_12081998_204954118.egse_ltf record = 5
Date : Wed 12-Aug-98 20:50:47 Channel # 4FM

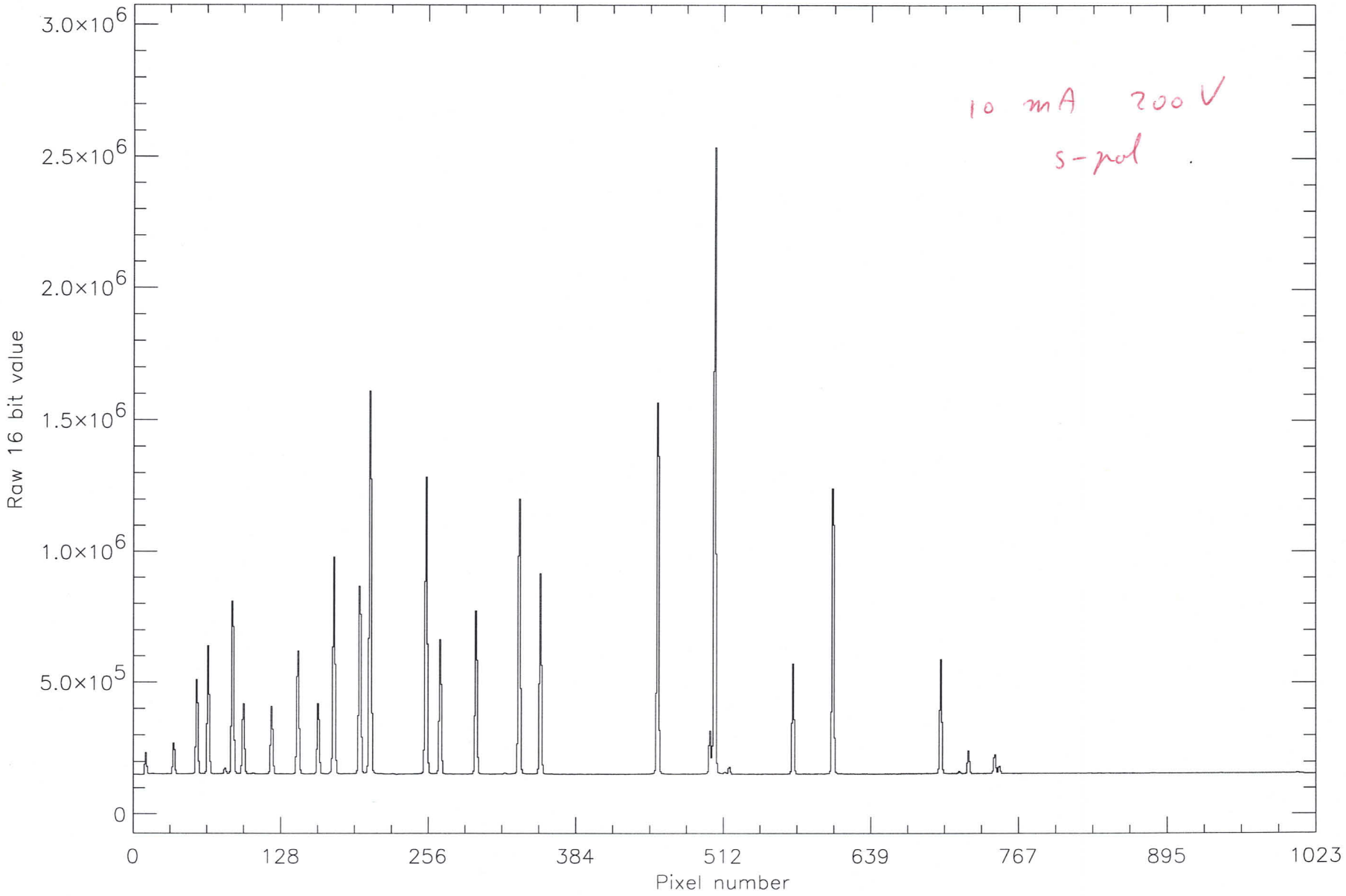

Remark :
EGSE-File : /disk1/SciaSCOE/log/DATA-DIR/SLS-EXT/3/scia_12081998_204954118.egse_ltf record = 6
Date : Wed 12-Aug-98 20:50:47 Channel # 5FM

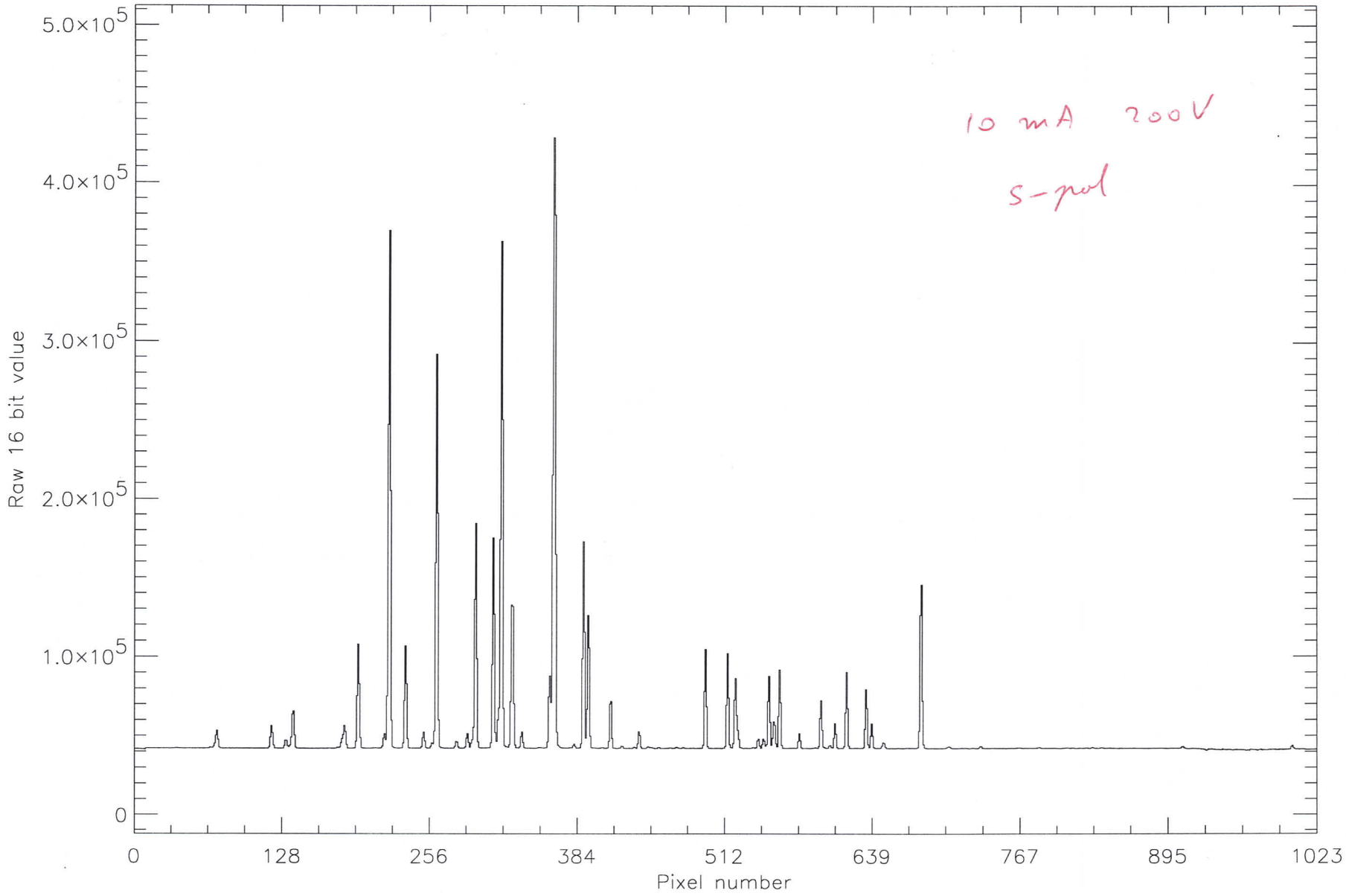

Remark :
EGSE-File : /disk1/SciaSCOE/log/DATA-DIR/SLS-EXT/3/scia_12081998_204954118.egse_ltf record = 7
Date : Wed 12-Aug-98 20:50:47 Channel # 6FM

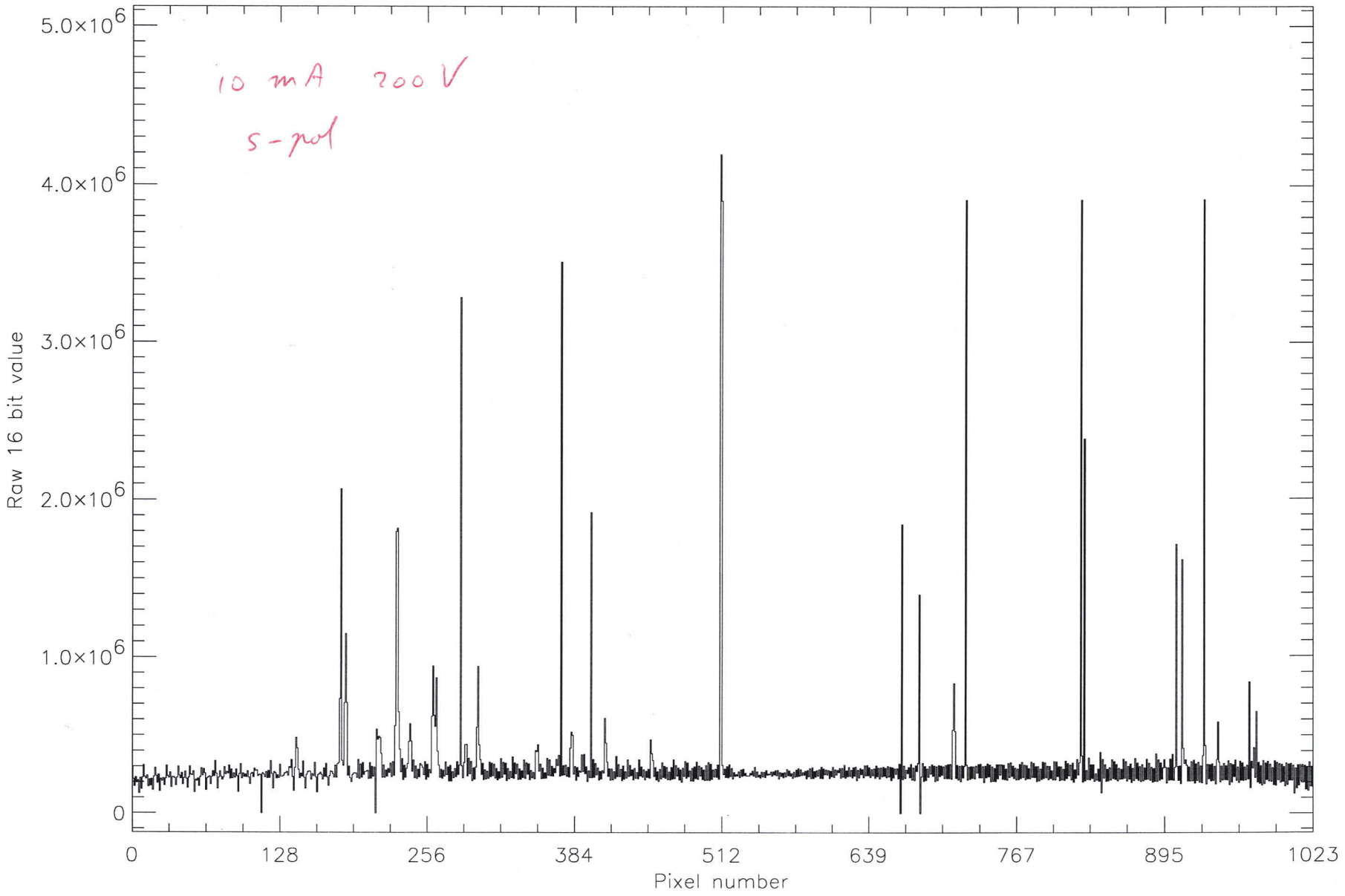

Remark :
EGSE-File : /disk1/SciaSCOE/log/DATA-DIR/SLS-EXT/3/scia_12081998_204954118.egse_ltf record = 8
Date : Wed 12-Aug-98 20:50:47 Channel # 7FM

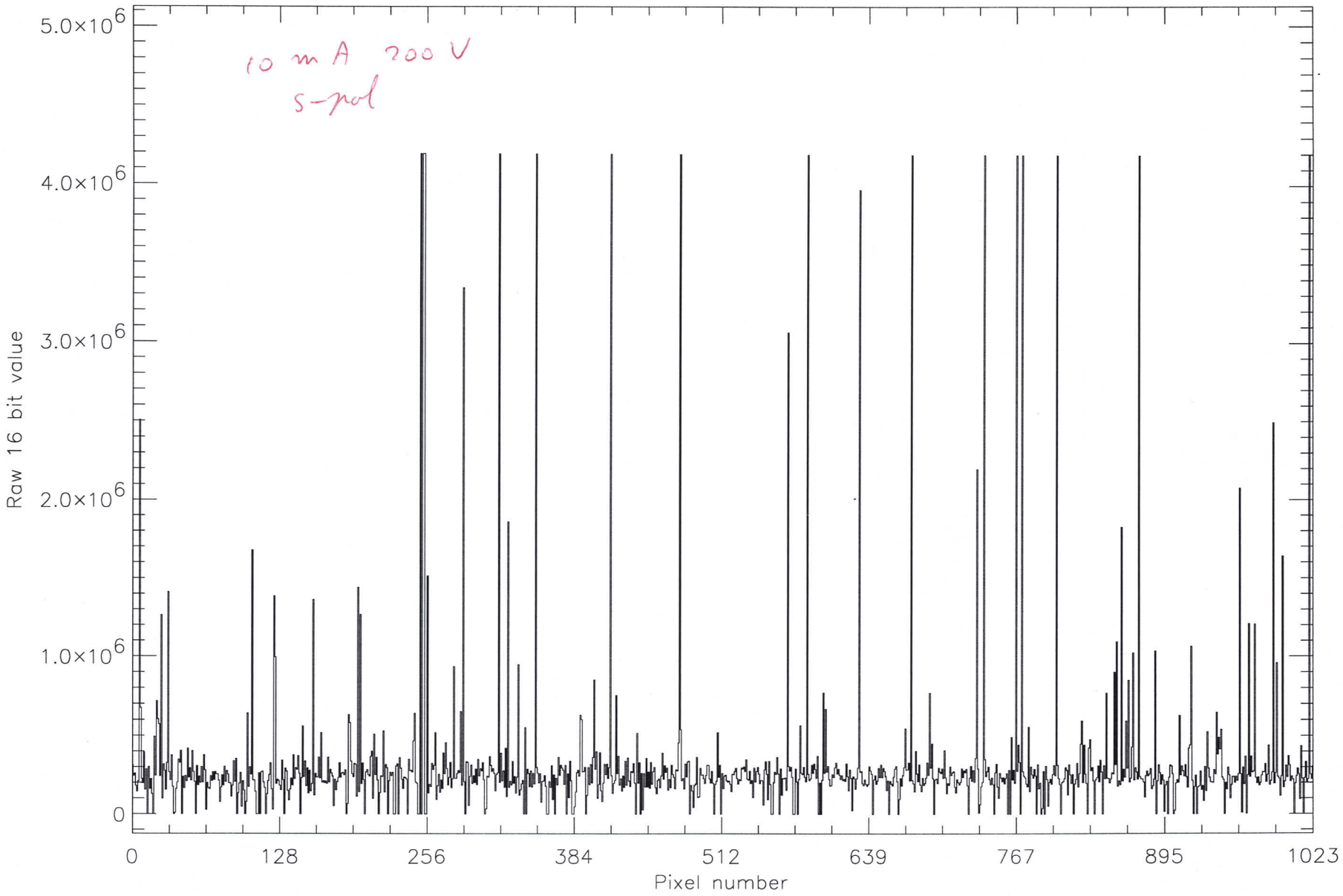

Remark :
EGSE-File : /disk1/SciaSCOE/log/DATA-DIR/SLS-EXT/3/scia_12081998_204954118.egse_ltf record = 9
Date : Wed 12-Aug-98 20:50:47 Channel # 8FM

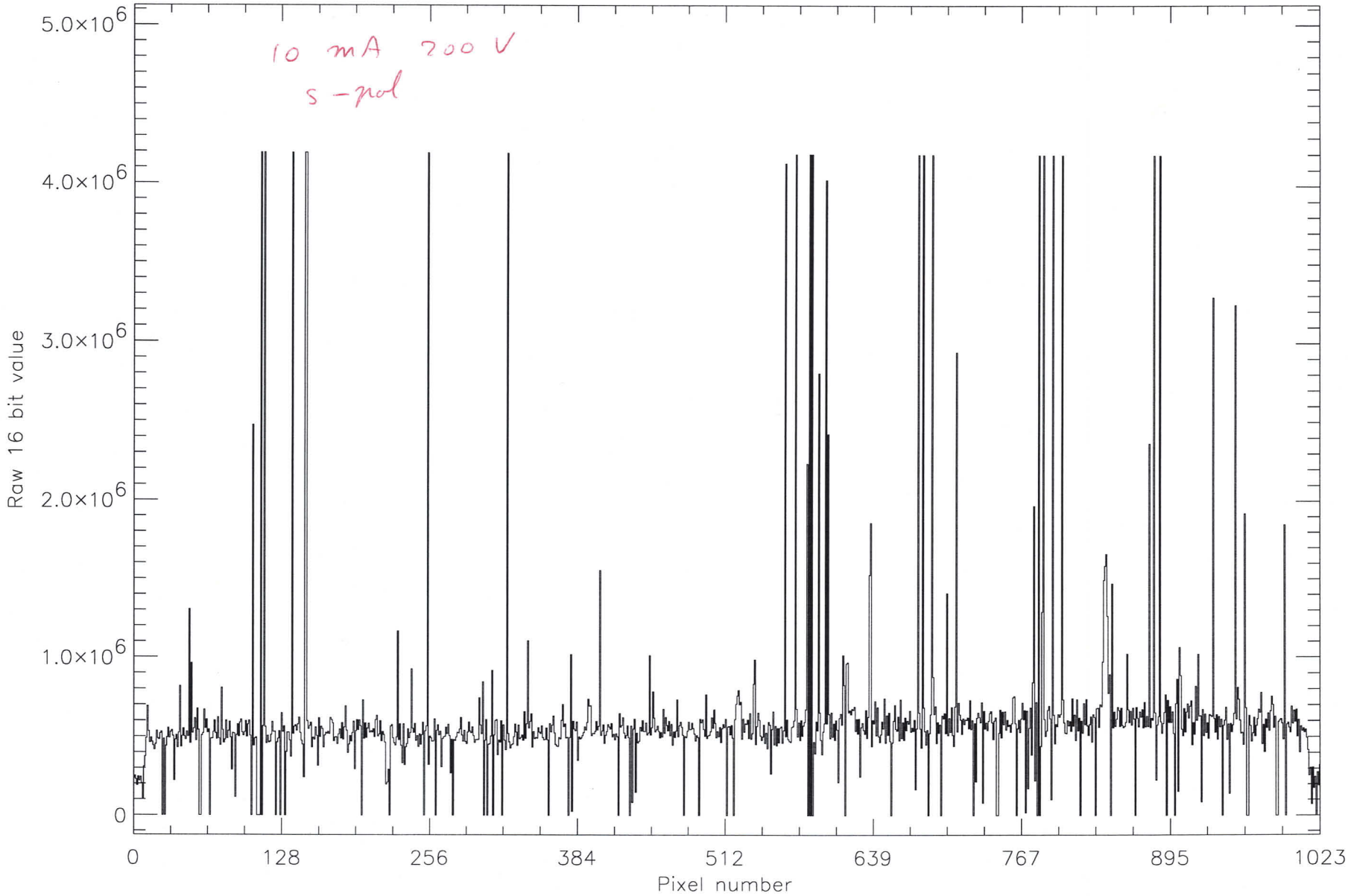

Remark :
EGSE-File : /disk1/SciaSCOE/log/DATA-DIR/SLS-EXT/3/scia_12081998_204954118.egse_ltf record = 52
Date : Wed 12-Aug-98 20:57:36 Channel # 1FM

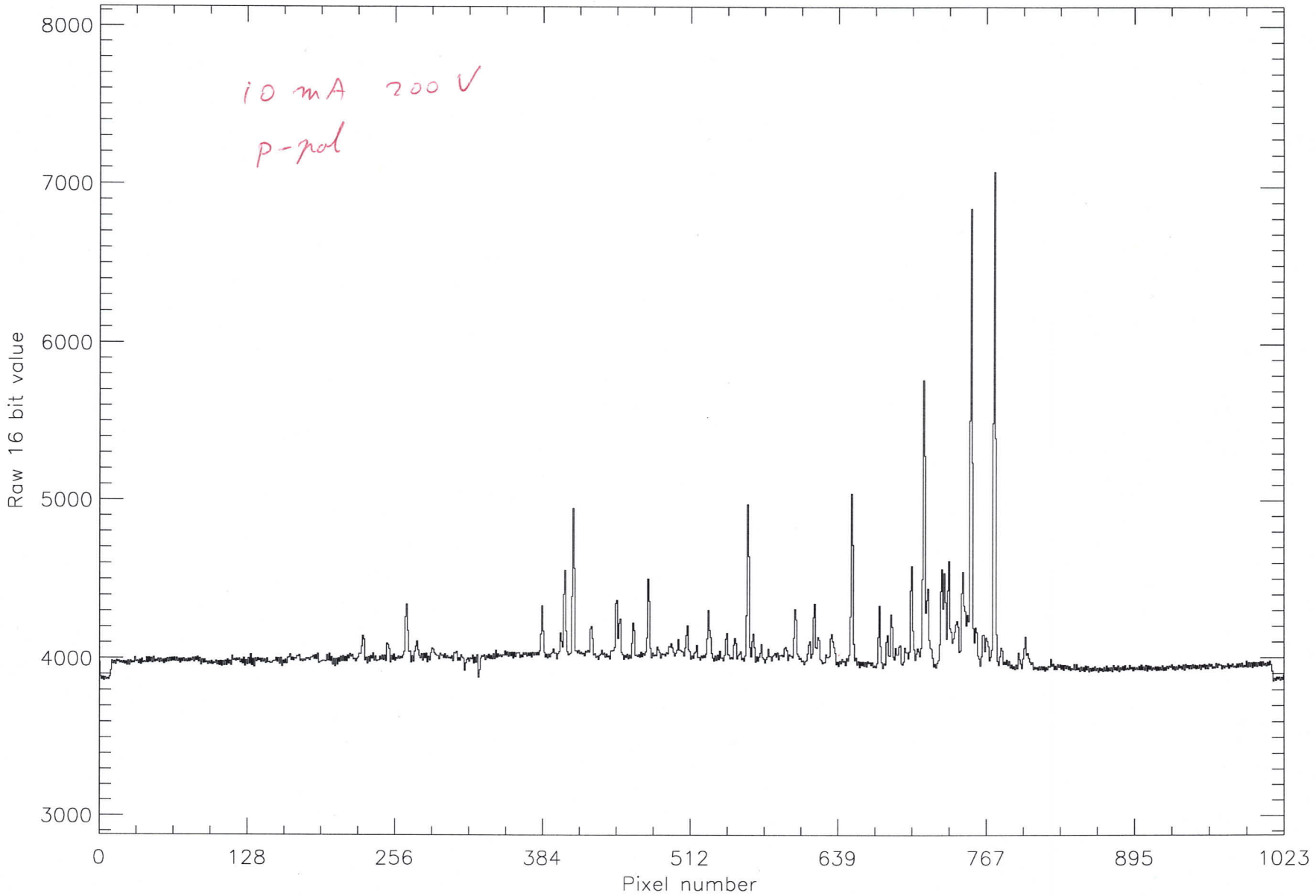

Remark :
EGSE-File : /disk1/SciaSCOE/log/DATA-DIR/SLS-EXT/3/scia_12081998_204954118.egse_ltf record = 53
Date : Wed 12-Aug-98 20:57:36 Channel # 2FM

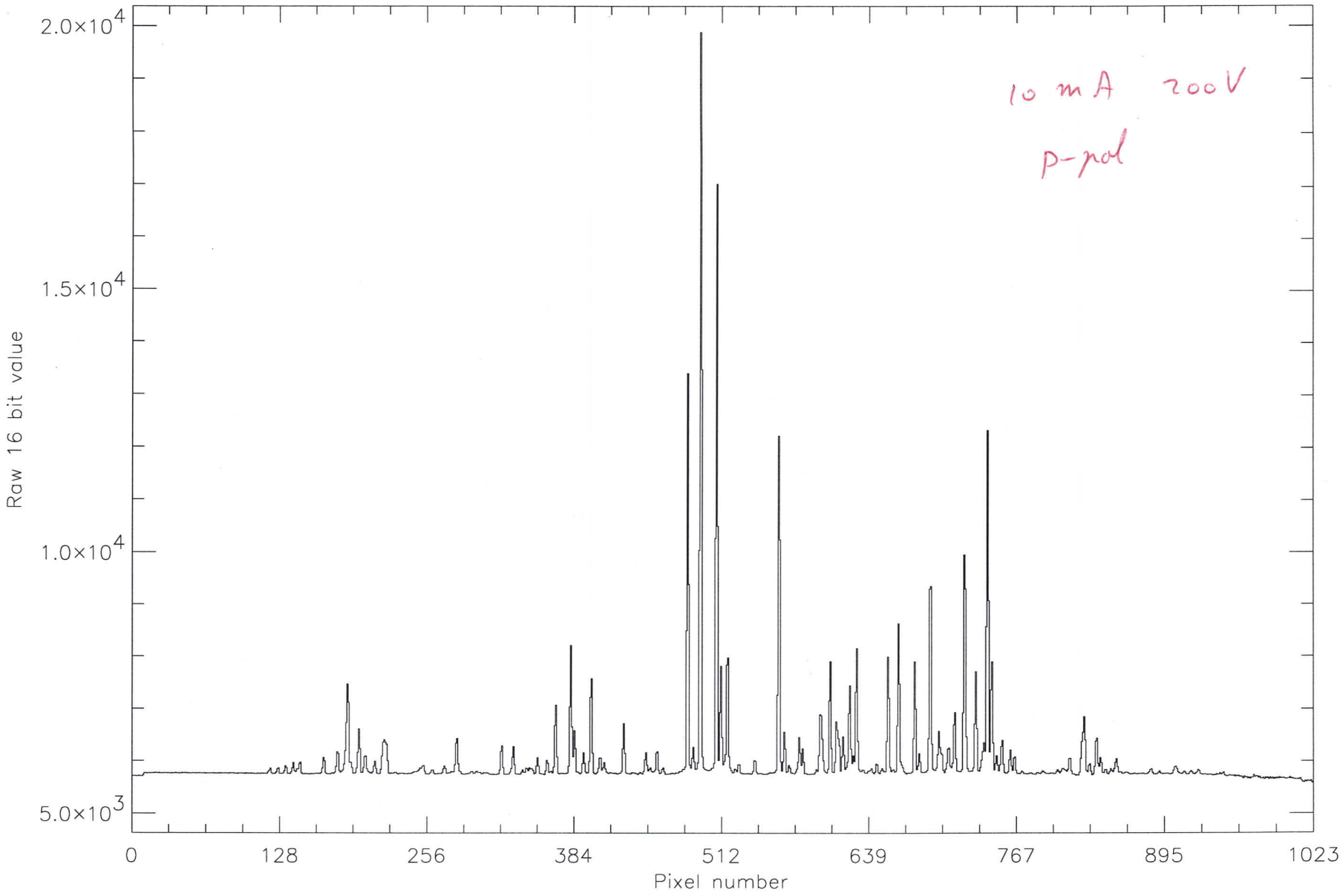

Remark :
EGSE-File : /disk1/SciaSCOE/log/DATA-DIR/SLS-EXT/3/scia_12081998_204954118.egse_ltf record = 54
Date : Wed 12-Aug-98 20:57:36 Channel # 3FM

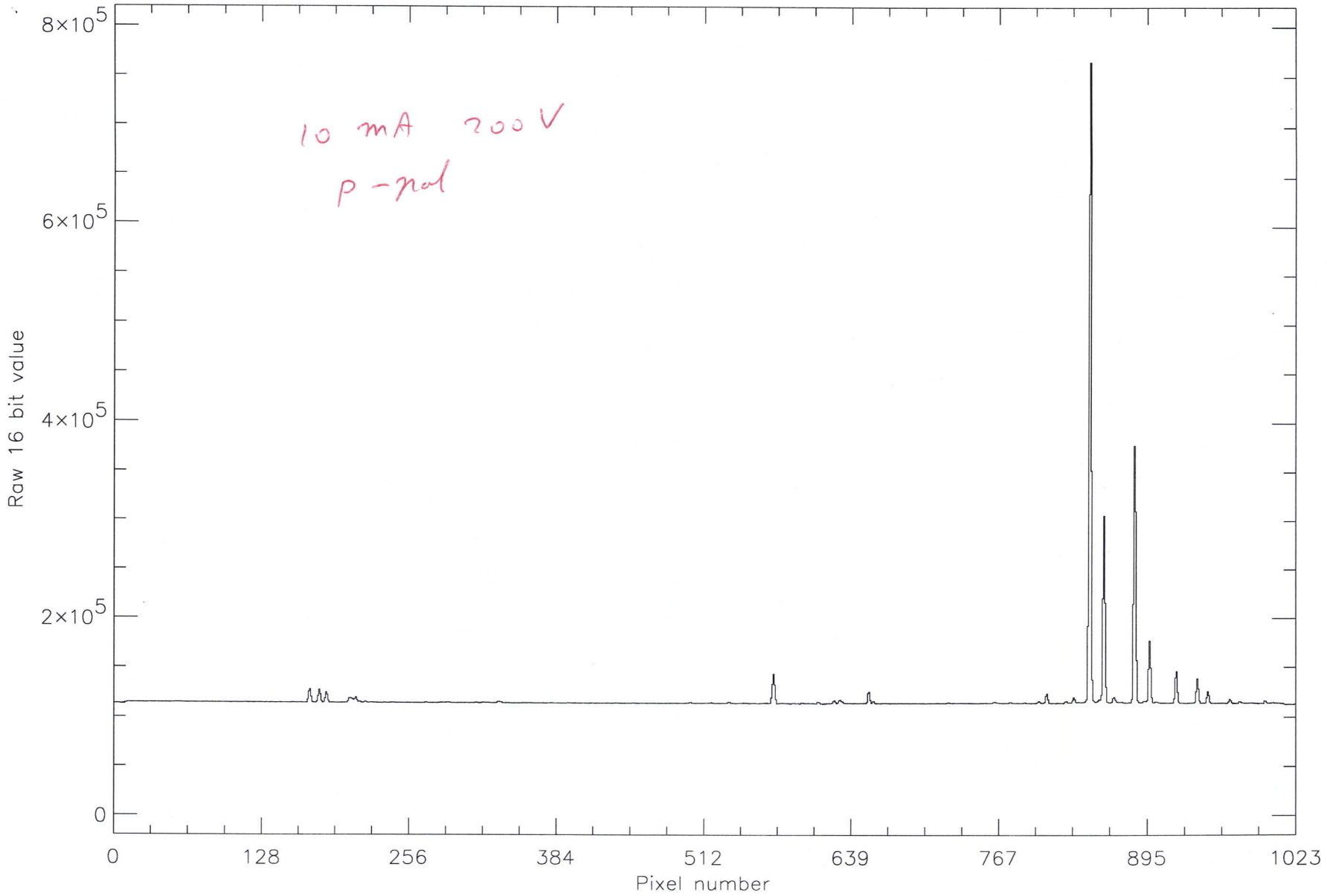

Remark :
EGSE-File : /disk1/SciaSCOE/log/DATA-DIR/SLS-EXT/3/scia_12081998_204954118.egse_ltf record = 55
Date : Wed 12-Aug-98 20:57:36 Channel # 4FM

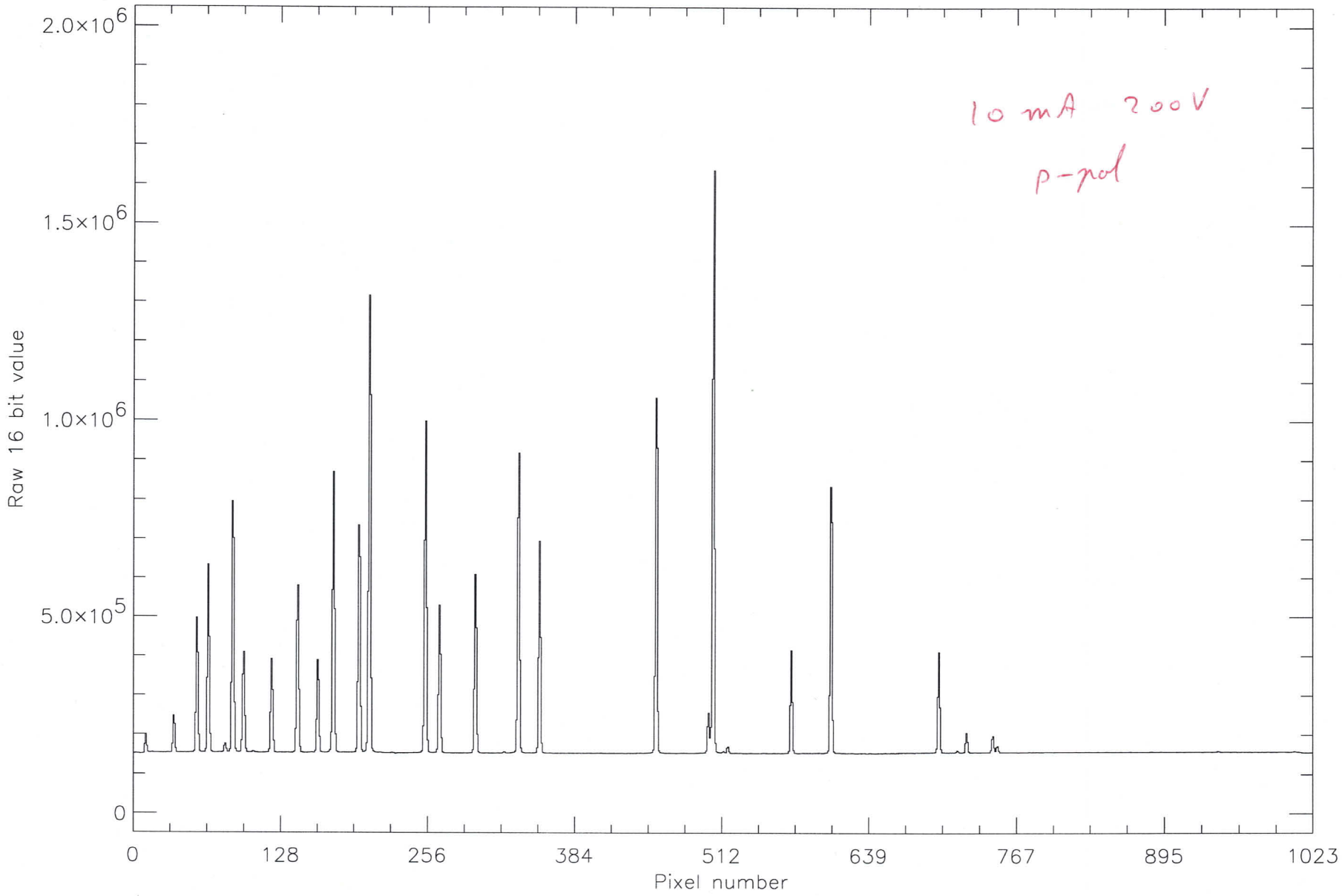

Remark :
EGSE-File : /disk1/SciaSCOE/log/DATA-DIR/SLS-EXT/3/scia_12081998_204954118.egse_ltf record = 56
Date : Wed 12-Aug-98 20:57:36 Channel # 5FM

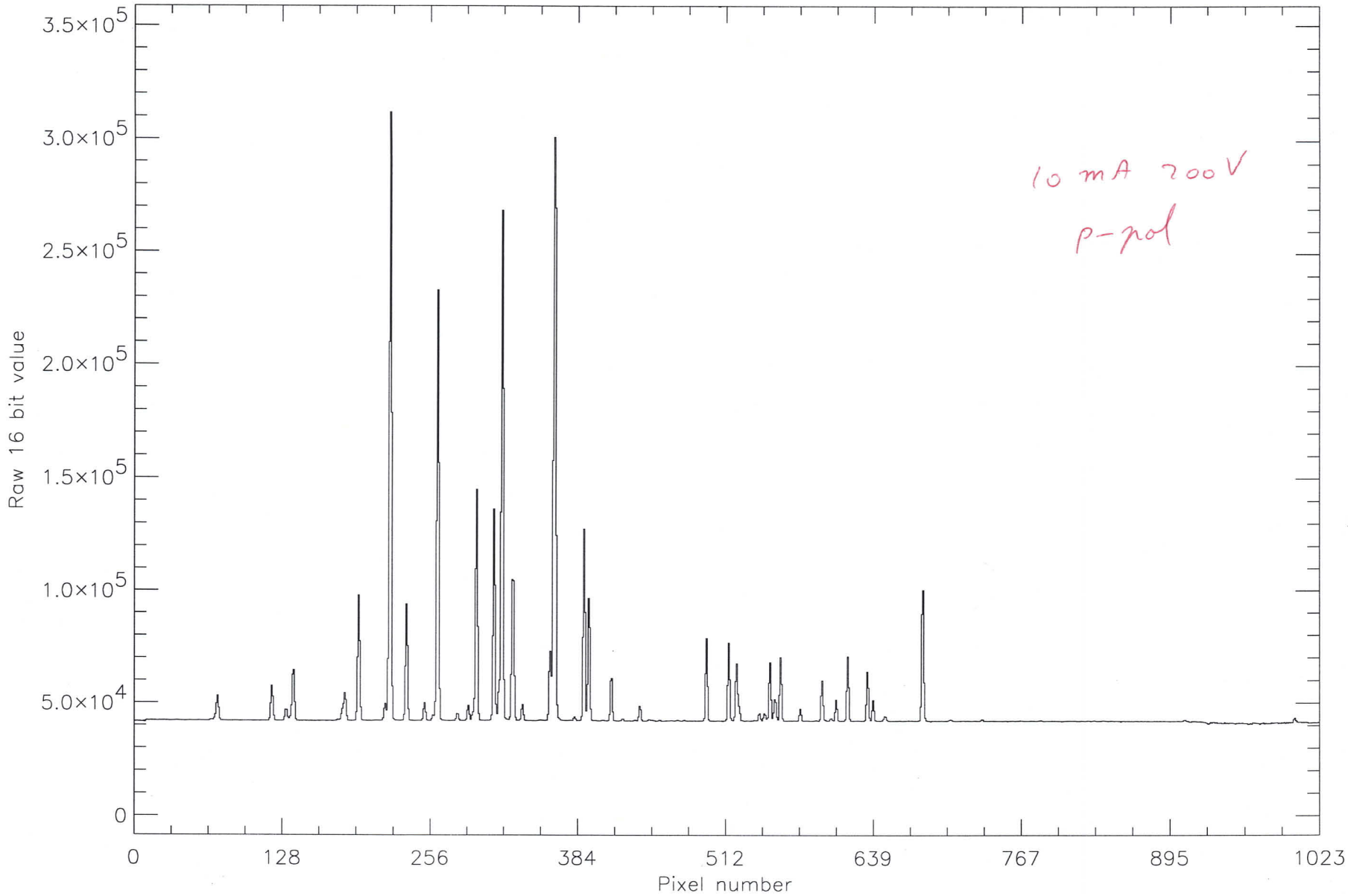

Remark :
EGSE-File : /disk1/SciaSCOE/log/DATA-DIR/SLS-EXT/3/scia_12081998_204954118.egse_ltf record = 57
Date : Wed 12-Aug-98 20:57:36 Channel # 6FM

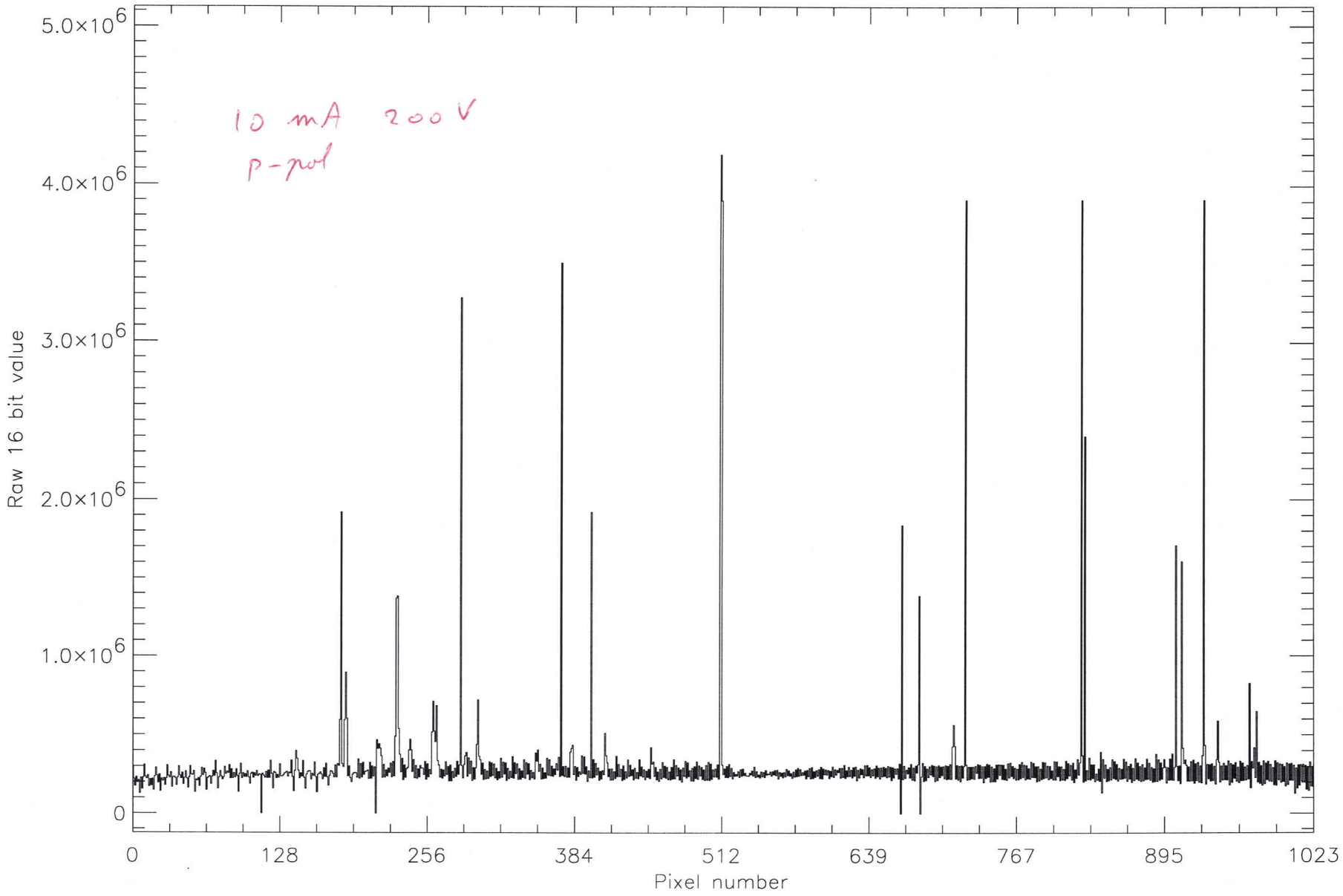

Remark :
EGSE-File : /disk1/SciaSCOE/log/DATA-DIR/SLS-EXT/3/scia_12081998_204954118.egse_ltf record = 58
Date : Wed 12-Aug-98 20:57:36 Channel # 7FM

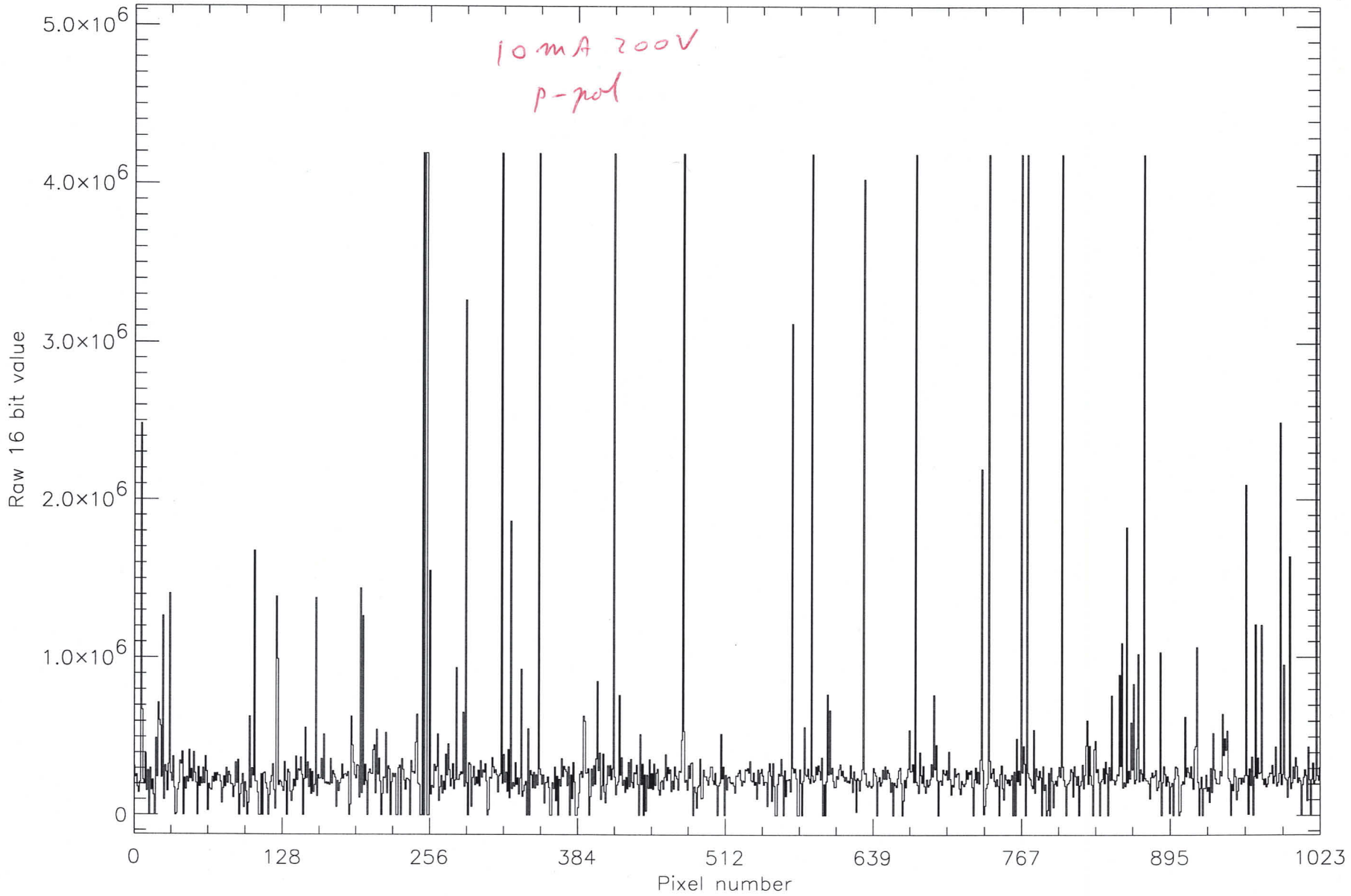

Remark :
EGSE-File : /disk1/SciaSCOE/log/DATA-DIR/SLS-EXT/3/scia_12081998_204954118.egse_ltf record = 59
Date : Wed 12-Aug-98 20:57:36 Channel # 8FM

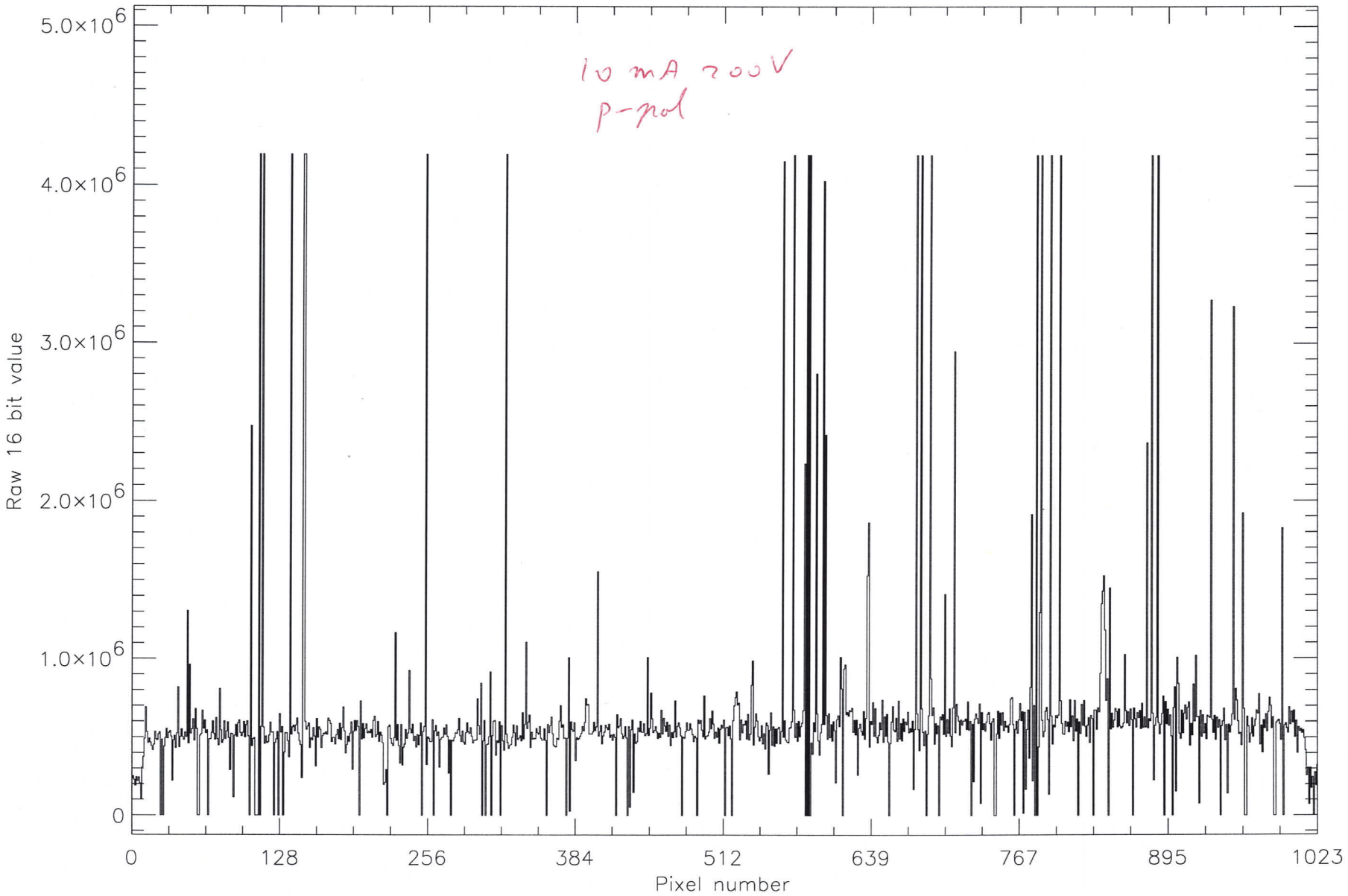

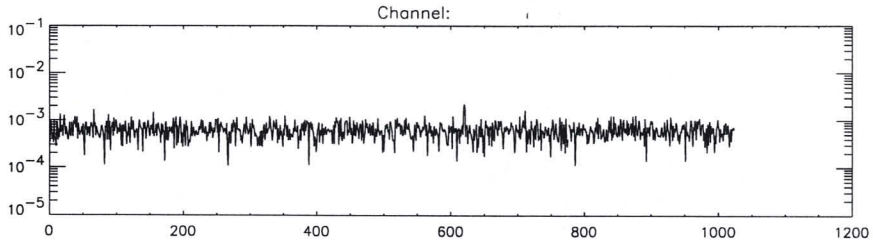
Channel:
10^{-1}
10^{-2}
10^{-3}
10^{-4}
10^{-5}
0
200
400
600
800
1000
1200

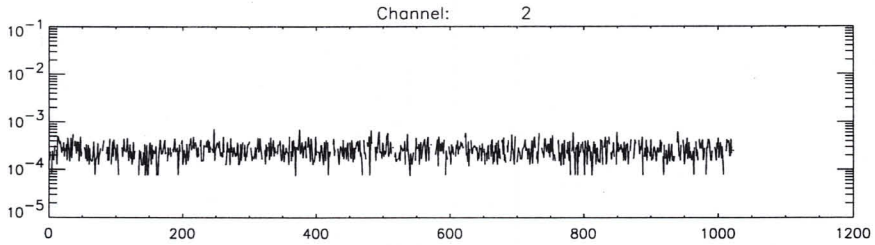
Channel: 2
10^{-1}
10^{-2}
10^{-3}
10^{-4}
10^{-5}
0
200
400
600
800
1000
1200

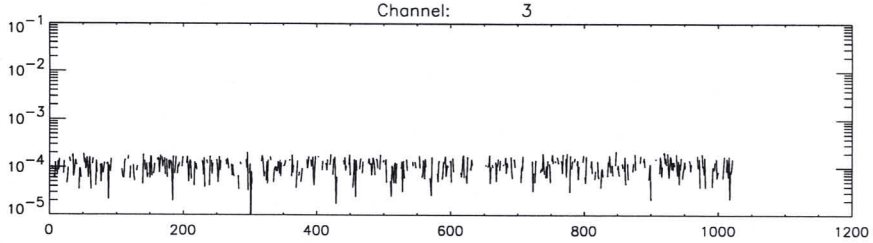
Channel: 3
10^{-1}
10^{-2}
10^{-3}
10^{-4}
10^{-5}
0
200
400
600
800
1000
1200

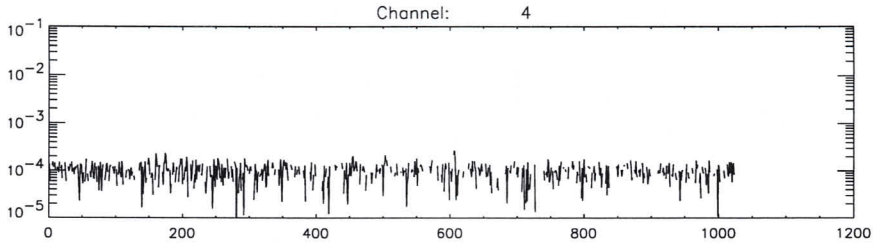
Channel: 4
10^{-1}
10^{-2}
10^{-3}
10^{-4}
10^{-5}
0
200
400
600
800
1000
1200

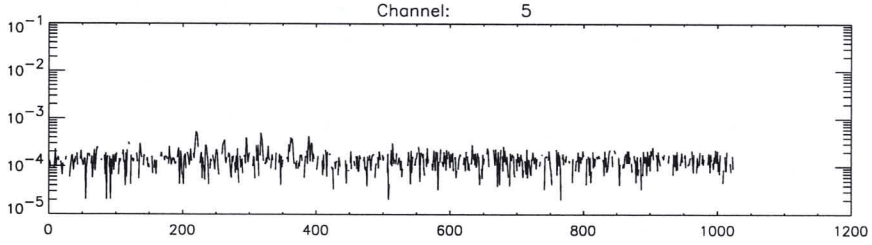
Channel: 5
10^{-1}
10^{-2}
10^{-3}
10^{-4}
10^{-5}
0
200
400
600
800
1000
1200

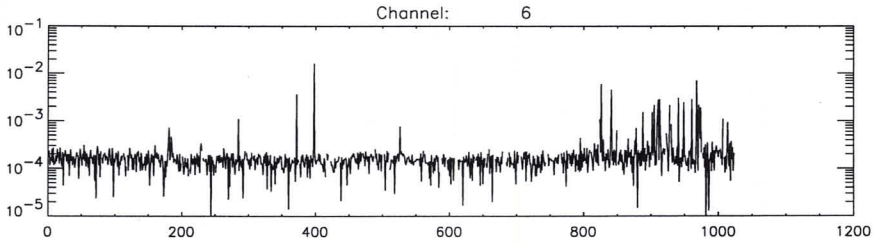
Channel: 6
10^{-1}
10^{-2}
10^{-3}
10^{-4}
10^{-5}
0
200
400
600
800
1000
1200

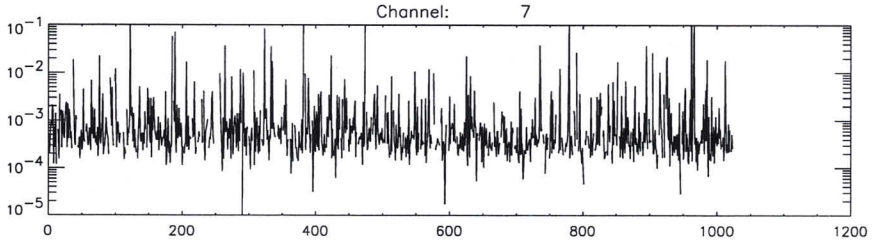
Channel: 7
10^{-1}
10^{-2}
10^{-3}
10^{-4}
10^{-5}
0
200
400
600
800
1000
1200

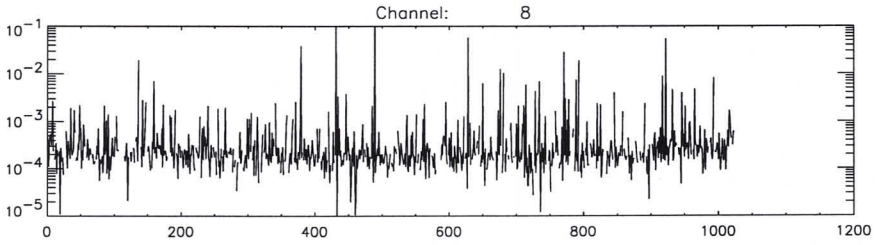
Channel: 8
10^{-1}
10^{-2}
10^{-3}
10^{-4}
10^{-5}
0
200
400
600
800
1000
1200

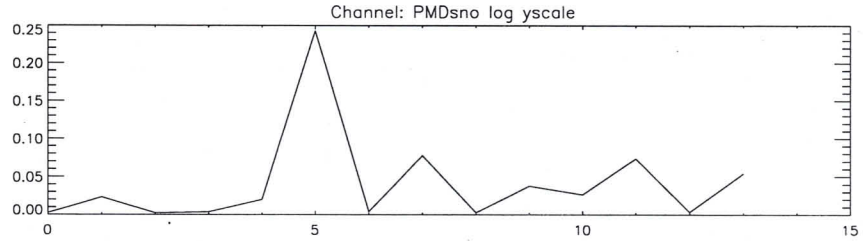
Channel: PMDsno log yscale
0.25
0.20
0.15
0.10
0.05
0.00
0
5
10
15

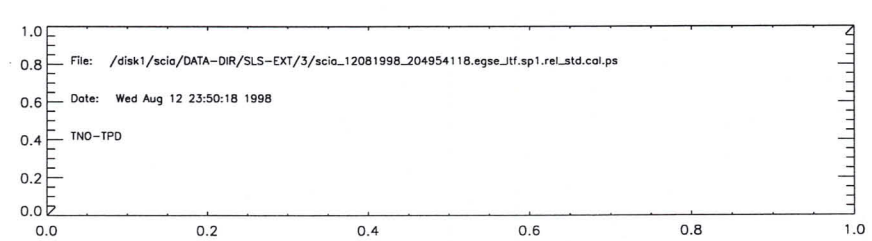
File: /disk1/scia/DATA-DIR/SLS-EXT/3/scia_12081998_204954118.egse_ltf.sp1.rel_std.cal.ps
Date: Wed Aug 12 23:50:18 1998
TNO-TPD
1.0
0.8
0.6
0.4
0.2
0.0
0.0
0.2
0.4
0.6
0.8
1.0

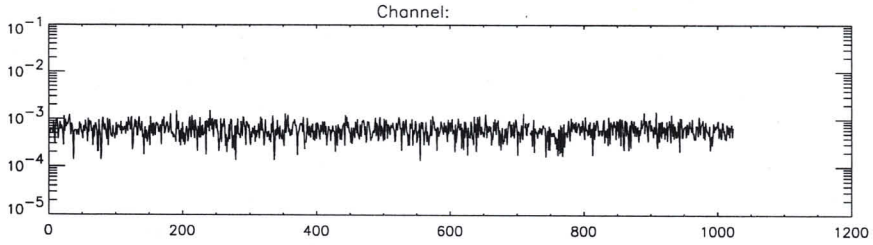
Channel:

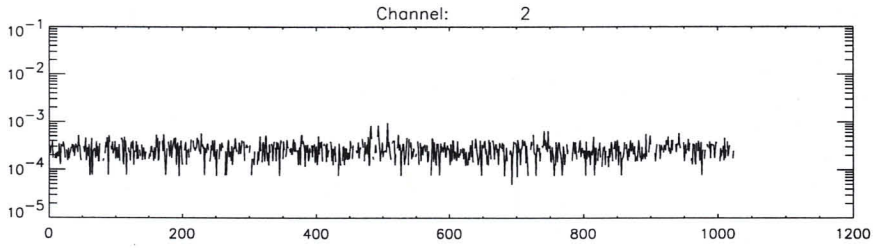
Channel: 2

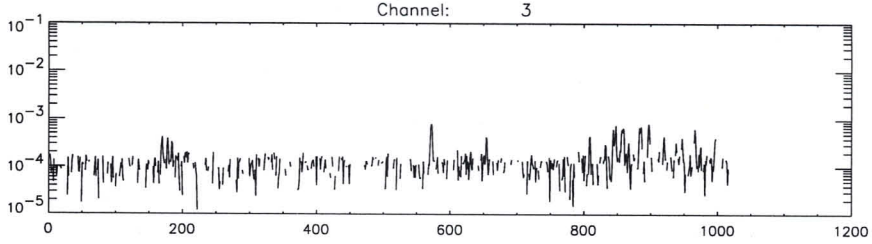
Channel: 3

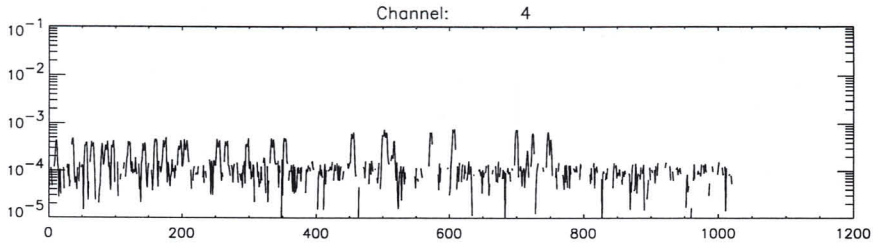
Channel: 4

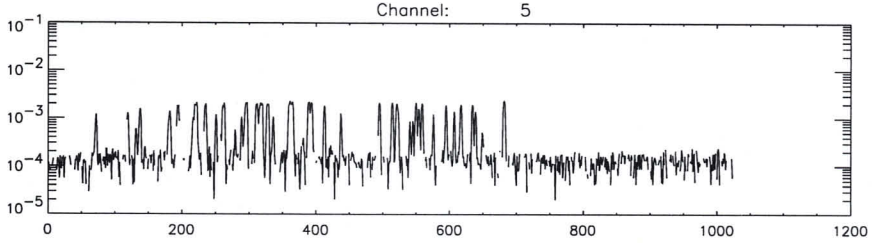
Channel: 5

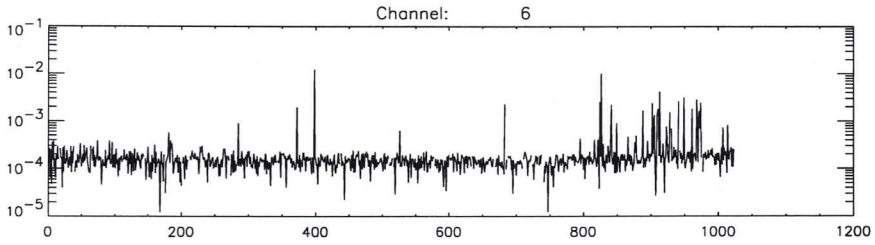
Channel: 6

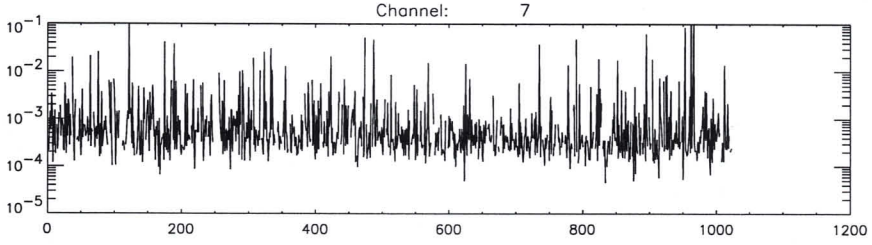
Channel: 7

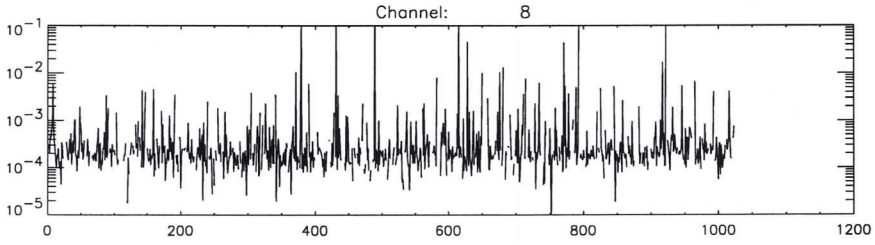
Channel: 8

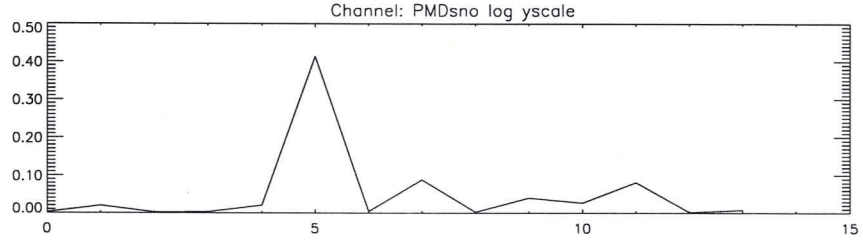
Channel: PMDsno log yscale

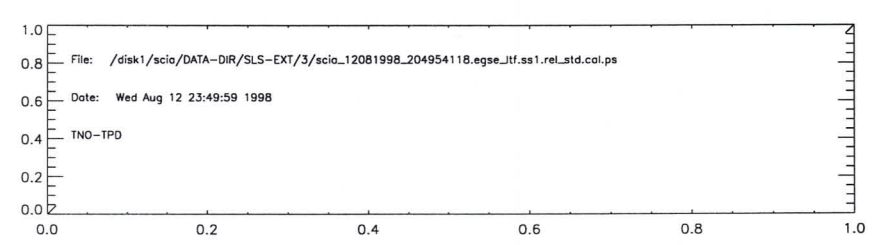
File: /disk1/scia/DATA-DIR/SLS-EXT/3/scia_12081998_204954118.egse_ltf.ss1.rel_std.col.ps
Date: Wed Aug 12 23:49:59 1998
TNO-TPD

#####
#####
#####
#####
#####
User: scia6!scia
#####
Title: scia_12081998_204954118.egse_ltf.du1.avg.cal.wl.data.log
#####
scia6
#####
Printed: Thu 00:11 Aug 13, 1998
#####
Job number: hp6mp-84
#####
#####
#####
#####
#####

Version: 0.1
Input files:

/disk1/scia/DATA-DIR/SLS-EXT/3/scia_12081998_204954118.egse_ltf.du1.avg.cal
 and

/disk1/scia/DATA-DIR/SLS-EXT/3/scia_12081998_204954118.egse_ltf.sp1.avg.cal
Action:
Spectral calibration
PPG correction filename used: /disk1/scia/DATA-DIR/CORR/120898/ppg.cal
ETALON correction filename used: /disk1/scia/DATA-DIR/CORR/120898/etalon.cal
PIXEL correction filename used: /disk1/scia/DATA-DIR/CORR/120898/dead_bad.pix
WL correction filename used: /disk1/scia/DATA-DIR/CORR/120898/wl.data
STRAYLIGHT correction filename used: /disk1/scia/DATA-DIR/CORR/120898/stray.da
Coefficients in file /disk1/scia/DATA-DIR/SLS-EXT/3/scia_12081998_204954118.eg
Processing time: Thu Aug 13 00:04:30 1998
Output file name:
/disk1/scia/DATA-DIR/SLS-EXT/3/scia_12081998_204954118.egse_ltf.du1.avg.cal.wl

```
time       = Wed Aug 12 23:50:35 1998
batch      = du1
Start TOD = Wed 12-Aug-98 21:03:32
End   TOD = Wed 12-Aug-98 21:08:55
Processing= computation of average, standard dev. and rel.standard dev.
```

Version: 0.1
Input files:

/disk1/scia/DATA-DIR/SLS-EXT/3/scia_12081998_204954118.egse_ltf.du1.avg.cal
 and

/disk1/scia/DATA-DIR/SLS-EXT/3/scia_12081998_204954118.egse_ltf.sp1.avg.cal
Action:
Spectral calibration
PPG correction filename used: /disk1/scia/DATA-DIR/CORR/120898/ppg.cal
ETALON correction filename used: /disk1/scia/DATA-DIR/CORR/120898/etalon.cal
PIXEL correction filename used: /disk1/scia/DATA-DIR/CORR/120898/dead_bad.pix
WL correction filename used: /disk1/scia/DATA-DIR/CORR/120898/wl.data
STRAYLIGHT correction filename used: /disk1/scia/DATA-DIR/CORR/120898/stray.da
Coefficients in files /disk1/scia/DATA-DIR/SLS-EXT/3/scia_12081998_204954118.e
Processing time: Wed Aug 12 23:51:55 1998
Output file name:
/disk1/scia/DATA-DIR/SLS-EXT/3/scia_12081998_204954118.egse_ltf.sp1.avg.cal.ga

```
time       = Wed Aug 12 23:50:18 1998
batch      = sp1
Start TOD = Wed 12-Aug-98 20:57:04
End   TOD = Wed 12-Aug-98 21:03:32
Processing= computation of average, standard dev. and rel.standard dev.
```

```
time       = Wed Aug 12 23:49:59 1998
batch      = ss1
Start TOD = Wed 12-Aug-98 20:50:15
End   TOD = Wed 12-Aug-98 20:57:04
Processing= computation of average, standard dev. and rel.standard dev.
```

#####
#####
#####
#####
#####
User: scia6!scia
#####
Title: scia_12081998_204954118.egse_ltf.du1.avg.cal.wl.data.ps
#####
scia6
#####
Printed: Thu 00:12 Aug 13, 1998
#####
Job number: hp6mp-85
#####
#####
#####
#####
#####

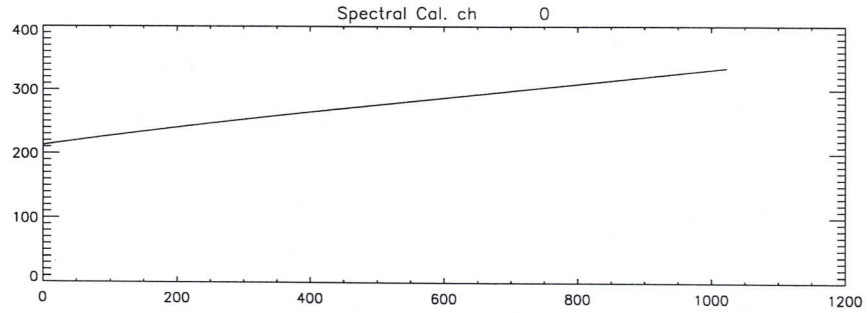
Spectral Cal. ch 0
0
100
200
300
400
0
200
400
600
800
1000
1200

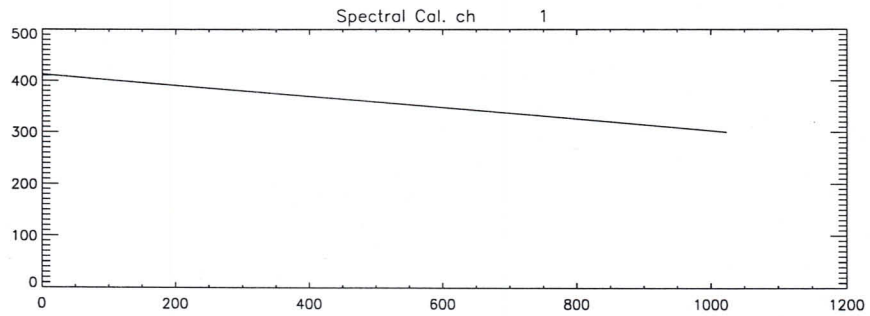
Spectral Cal. ch 1
0
100
200
300
400
500
0
200
400
600
800
1000
1200

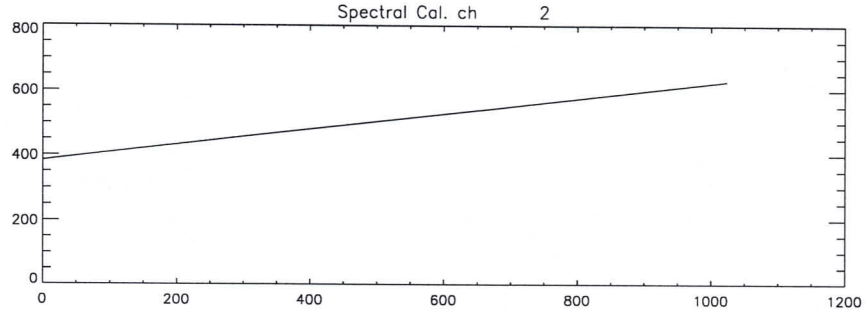
Spectral Cal. ch 2
0
200
400
600
800
0
200
400
600
800
1000
1200

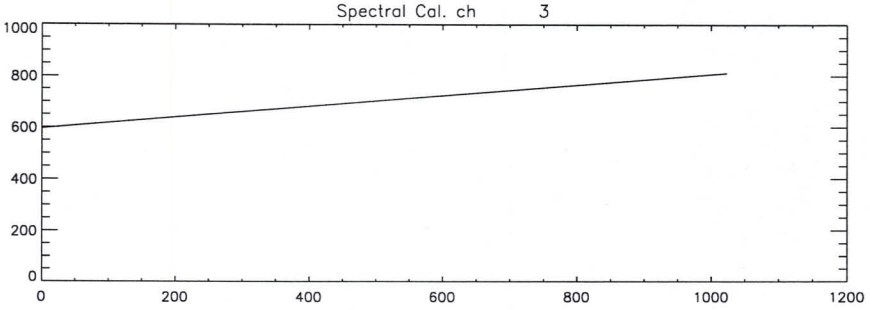
Spectral Cal. ch 3
0
200
400
600
800
1000
0
200
400
600
800
1000
1200

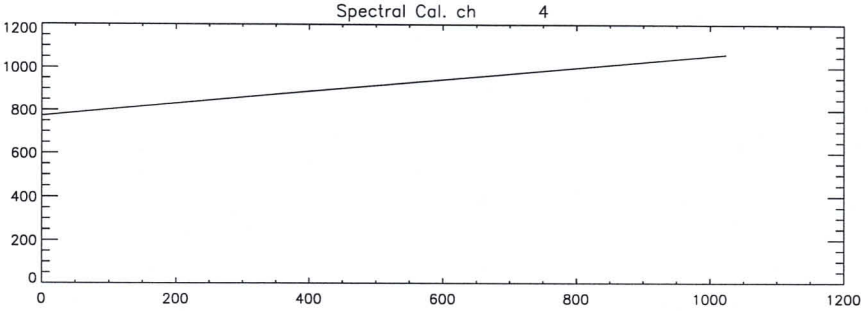
Spectral Cal. ch 4
0
200
400
600
800
1000
1200
0
200
400
600
800
1000
1200

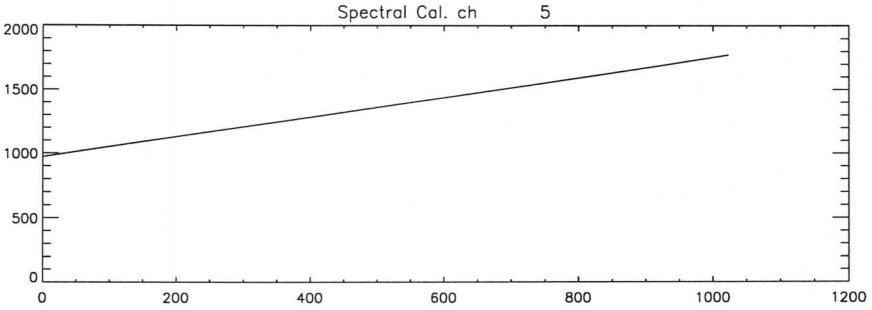
Spectral Cal. ch 5
0
500
1000
1500
2000
0
200
400
600
800
1000
1200

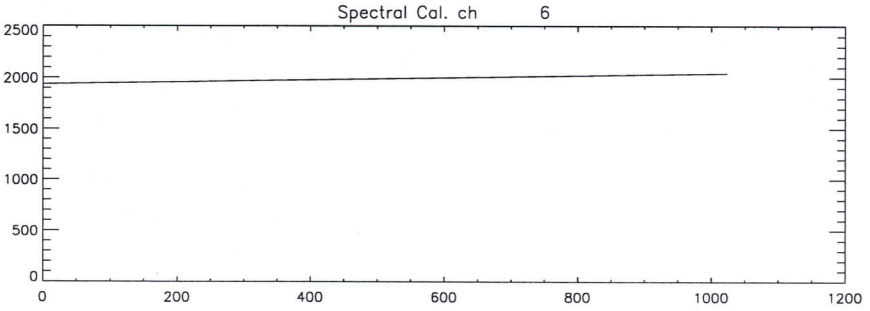
Spectral Cal. ch 6
0
500
1000
1500
2000
2500
0
200
400
600
800
1000
1200

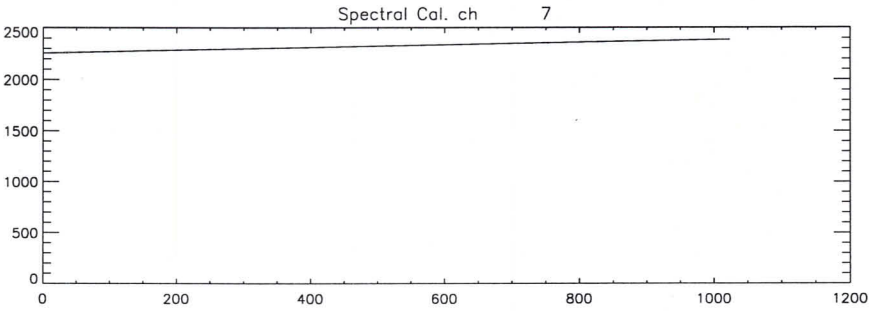
Spectral Cal. ch 7
0
500
1000
1500
2000
2500
0
200
400
600
800
1000
1200

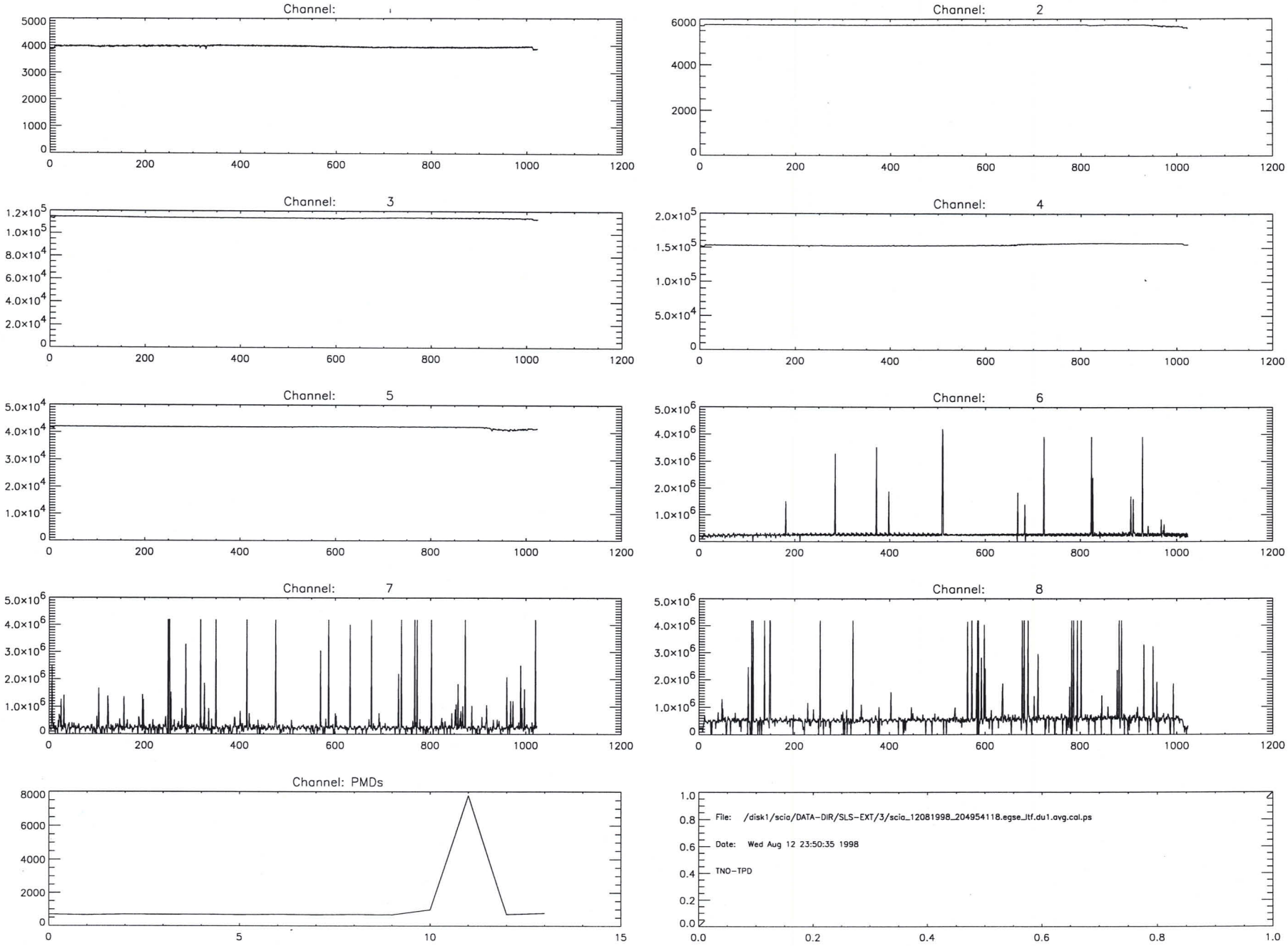
Channel:
Channel: 2
Channel: 3
Channel: 4
Channel: 5
Channel: 6
Channel: 7
Channel: 8
Channel: PMDs
File: /disk1/scia/DATA-DIR/SLS-EXT/3/scia_12081998_204954118.egse_ltf.du1.avg.cal.ps
Date: Wed Aug 12 23:50:35 1998
TNO-TPD

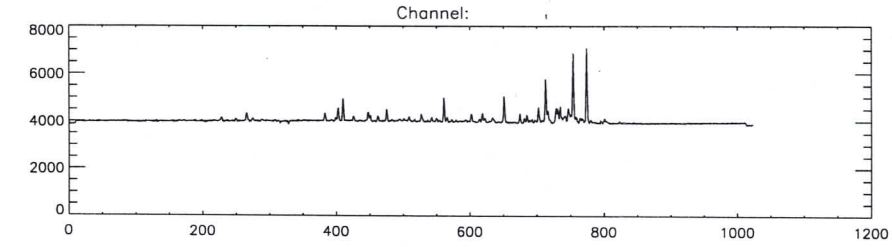
Channel:
8000
6000
4000
2000
0
0
200
400
600
800
1000
1200

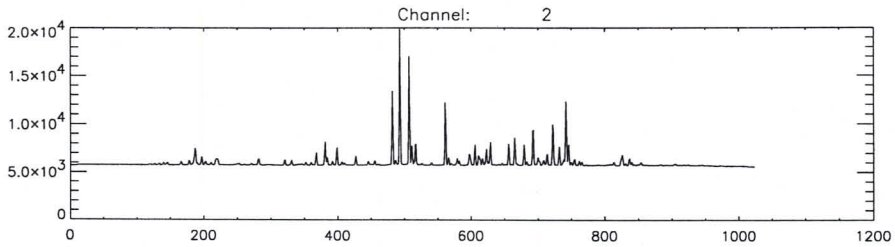
Channel: 2
2.0x10^4
1.5x10^4
1.0x10^4
5.0x10^3
0
0
200
400
600
800
1000
1200

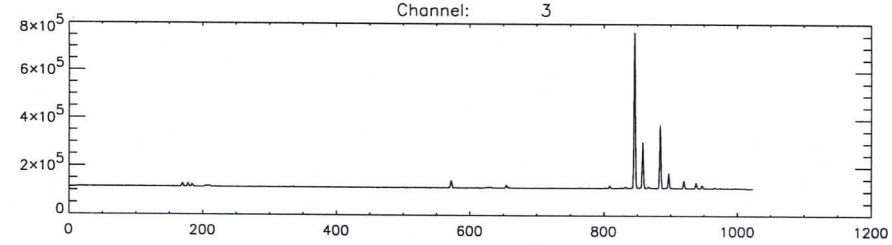
Channel: 3
8x10^5
6x10^5
4x10^5
2x10^5
0
0
200
400
600
800
1000
1200

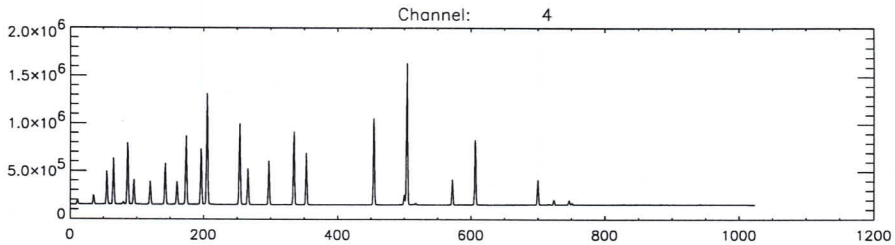
Channel: 4
2.0x10^6
1.5x10^6
1.0x10^6
5.0x10^5
0
0
200
400
600
800
1000
1200

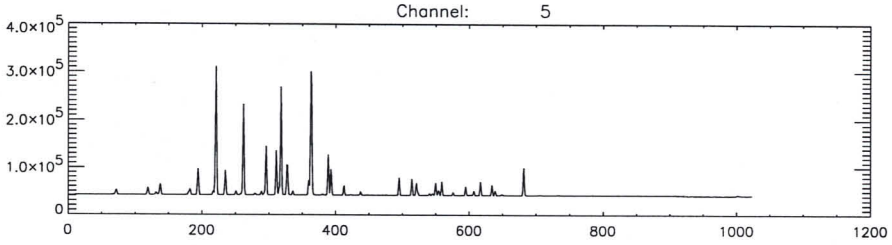
Channel: 5
4.0x10^5
3.0x10^5
2.0x10^5
1.0x10^5
0
0
200
400
600
800
1000
1200

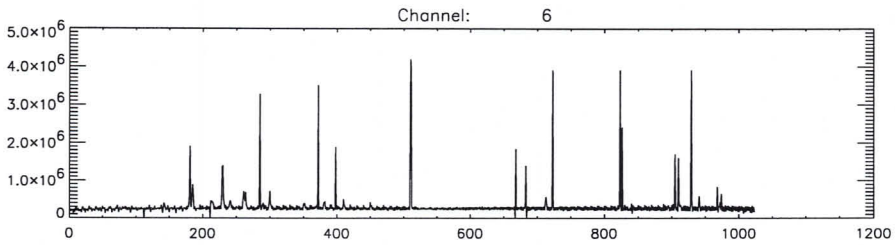
Channel: 6
5.0x10^6
4.0x10^6
3.0x10^6
2.0x10^6
1.0x10^6
0
0
200
400
600
800
1000
1200

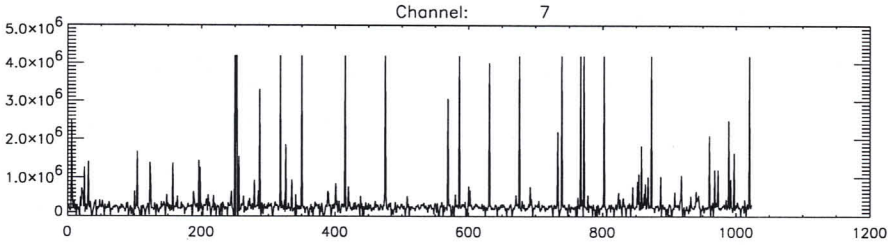
Channel: 7
5.0x10^6
4.0x10^6
3.0x10^6
2.0x10^6
1.0x10^6
0
0
200
400
600
800
1000
1200

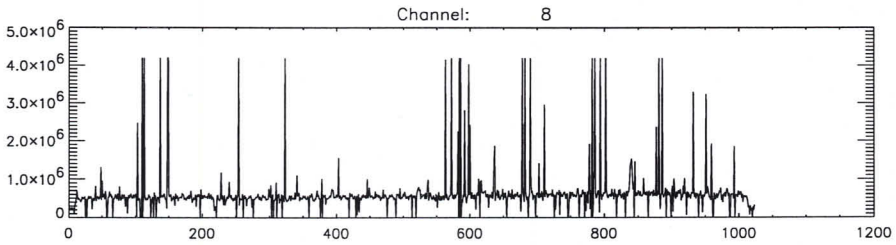
Channel: 8
5.0x10^6
4.0x10^6
3.0x10^6
2.0x10^6
1.0x10^6
0
0
200
400
600
800
1000
1200

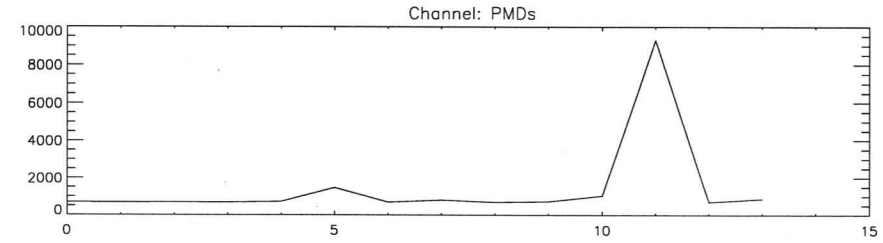
Channel: PMDs
10000
8000
6000
4000
2000
0
0
5
10
15

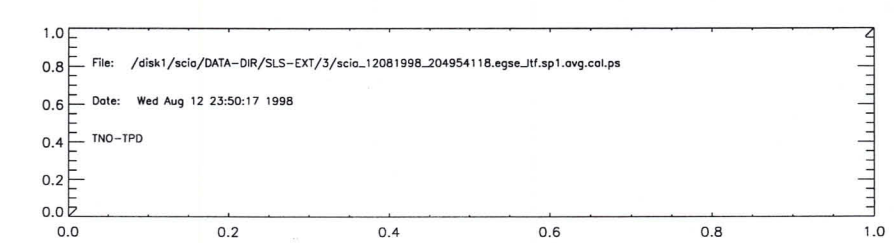
File: /disk1/scia/DATA-DIR/SLS-EXT/3/scia_12081998_204954118.egse_ltf.sp1.avg.cal.ps
Date: Wed Aug 12 23:50:17 1998
TNO-TPD
1.0
0.8
0.6
0.4
0.2
0.0
0.0
0.2
0.4
0.6
0.8
1.0

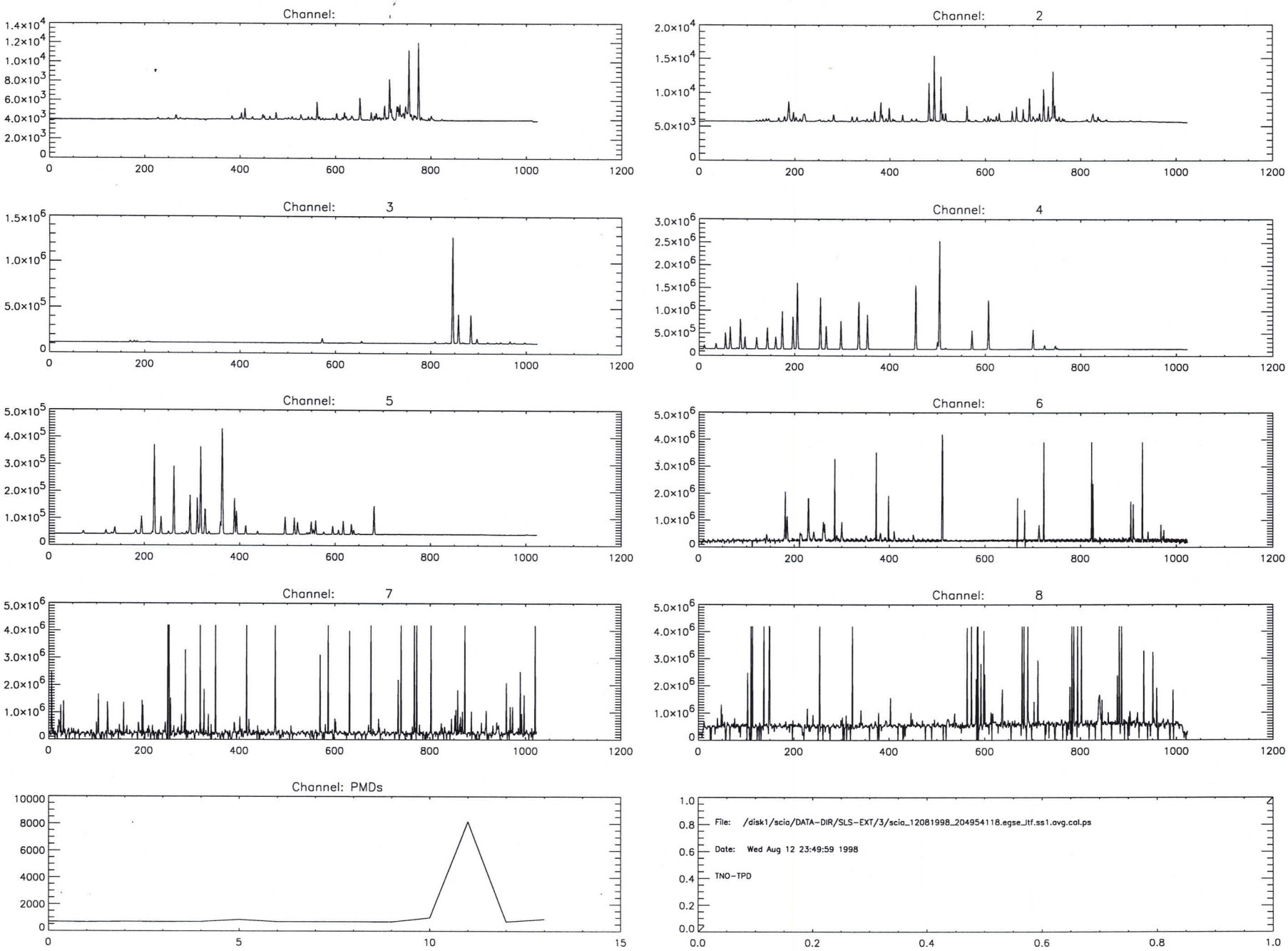
Channel:
Channel: 2
Channel: 3
Channel: 4
Channel: 5
Channel: 6
Channel: 7
Channel: 8
Channel: PMDs
File: /disk1/scia/DATA-DIR/SLS-EXT/3/scia_12081998_204954118.egse_itf.ss1.avg.cal.ps
Date: Wed Aug 12 23:49:59 1998
TNO-TPD

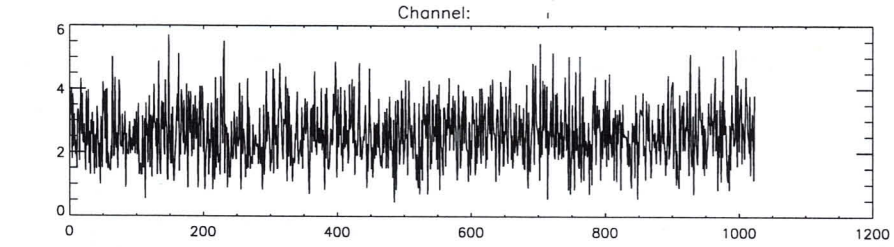
Channel:
0
2
4
6
0
200
400
600
800
1000
1200

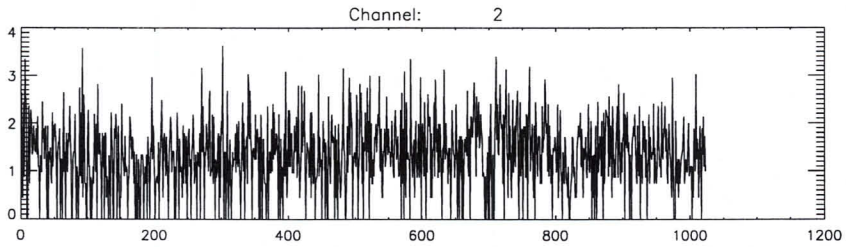
Channel: 2
0
1
2
3
4
0
200
400
600
800
1000
1200

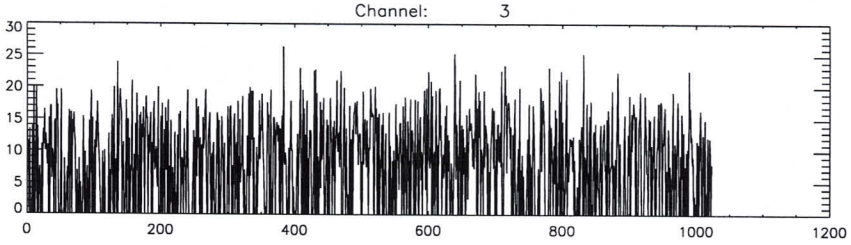
Channel: 3
0
5
10
15
20
25
30
0
200
400
600
800
1000
1200

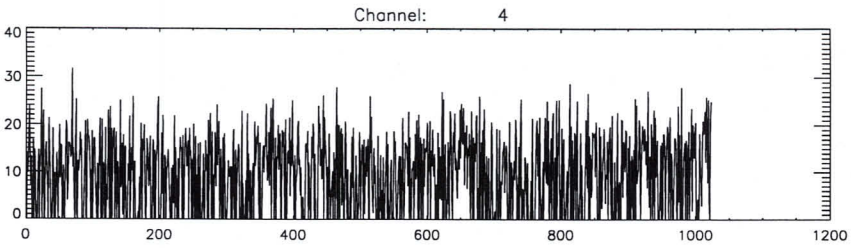
Channel: 4
0
10
20
30
40
0
200
400
600
800
1000
1200

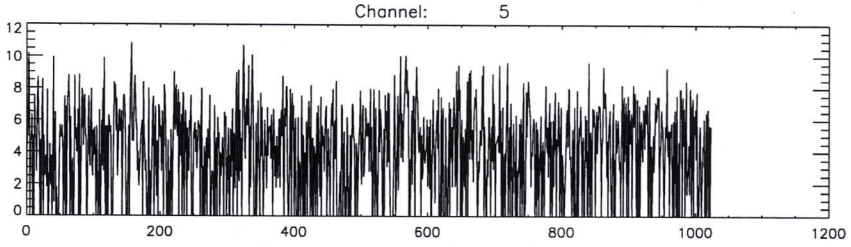
Channel: 5
0
2
4
6
8
10
12
0
200
400
600
800
1000
1200

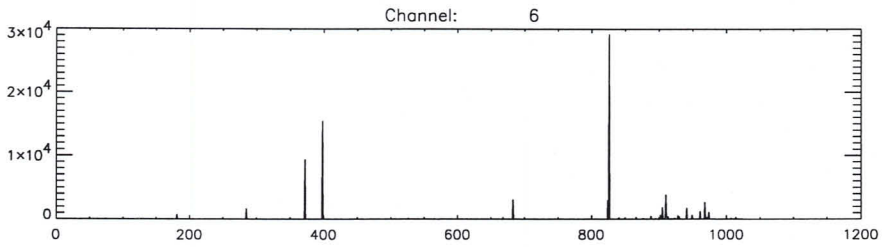
Channel: 6
0
1×10^4
2×10^4
3×10^4
0
200
400
600
800
1000
1200

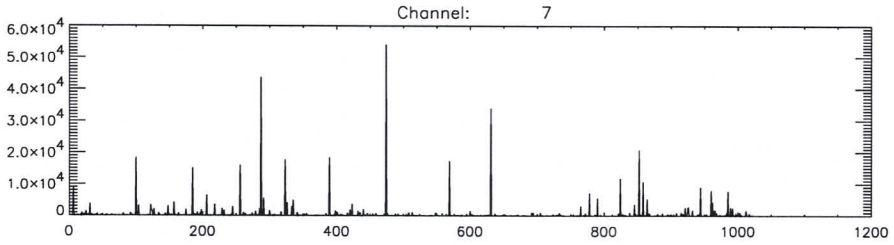
Channel: 7
0
1.0×10^4
2.0×10^4
3.0×10^4
4.0×10^4
5.0×10^4
6.0×10^4
0
200
400
600
800
1000
1200

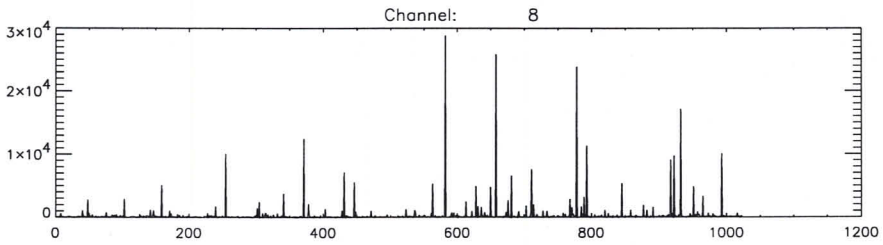
Channel: 8
0
1×10^4
2×10^4
3×10^4
0
200
400
600
800
1000
1200

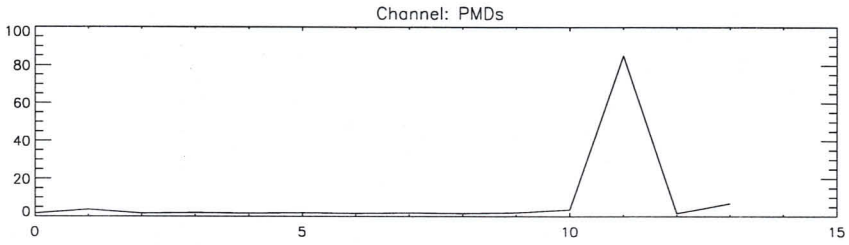
Channel: PMDs
0
20
40
60
80
100
0
5
10
15

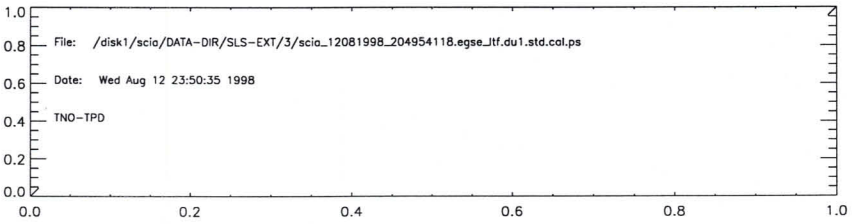
File: /disk1/scia/DATA-DIR/SLS-EXT/3/scia_12081998_204954118.egse_ltf.du1.std.cal.ps
Date: Wed Aug 12 23:50:35 1998
TNO-TPD
0.0
0.2
0.4
0.6
0.8
1.0
0.0
0.2
0.4
0.6
0.8
1.0

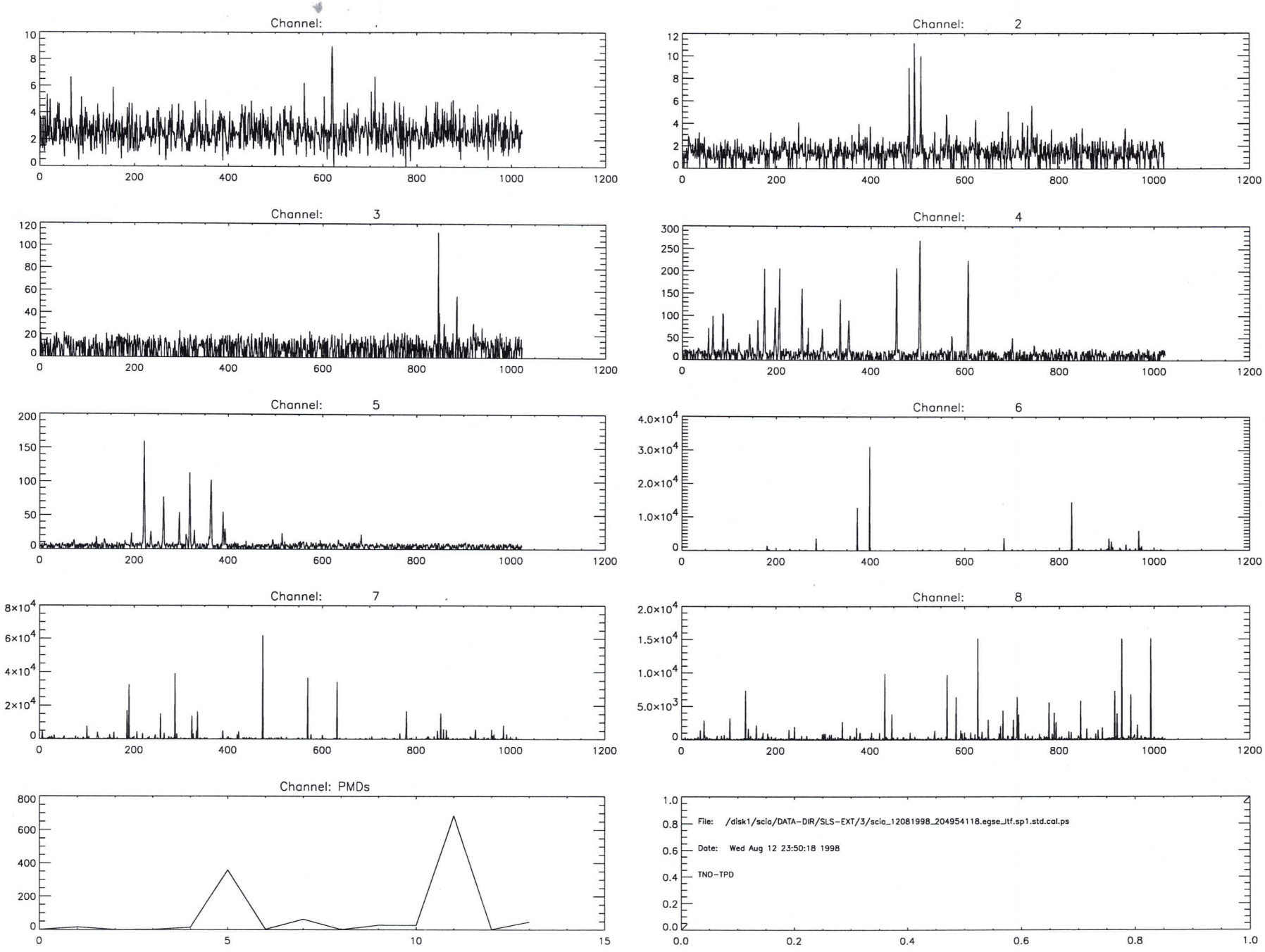
Channel:
Channel: 2
Channel: 3
Channel: 4
Channel: 5
Channel: 6
Channel: 7
Channel: 8
Channel: PMDs
File: /disk1/scia/DATA-DIR/SLS-EXT/3/scia_12081998_204954118.egse_itf.sp1.std.cal.ps
Date: Wed Aug 12 23:50:18 1998
TNO-TPD

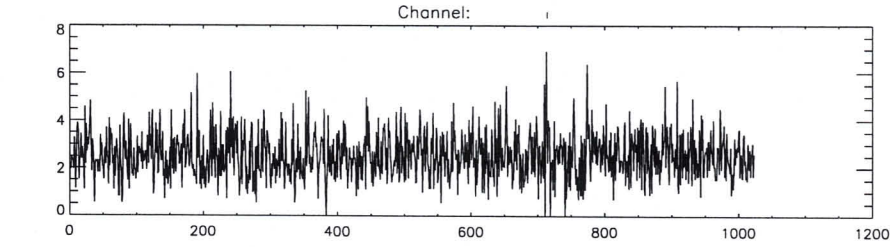
Channel:
0
2
4
6
8
0
200
400
600
800
1000
1200

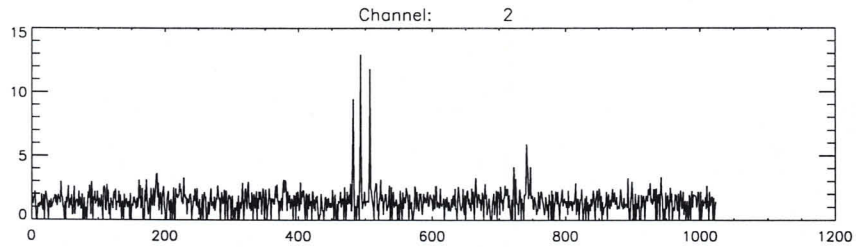
Channel: 2
0
5
10
15
0
200
400
600
800
1000
1200

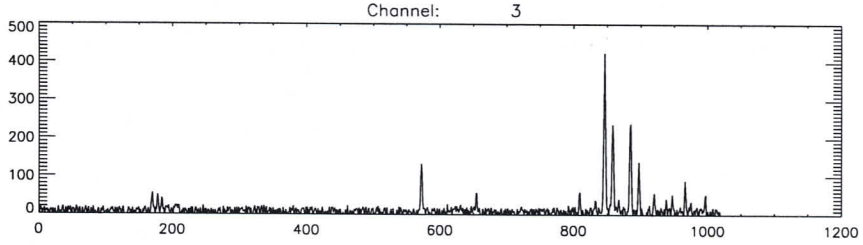
Channel: 3
0
100
200
300
400
500
0
200
400
600
800
1000
1200

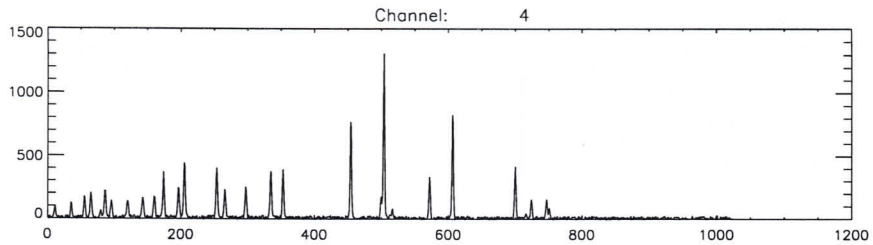
Channel: 4
0
500
1000
1500
0
200
400
600
800
1000
1200

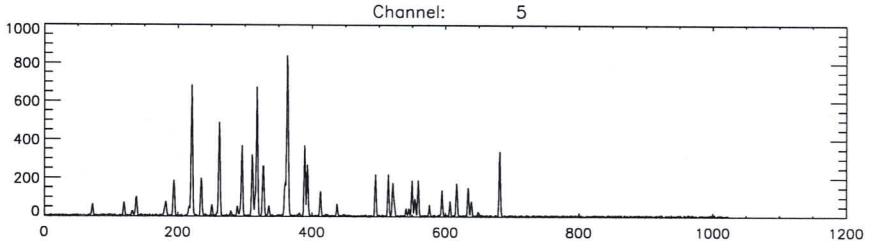
Channel: 5
0
200
400
600
800
1000
0
200
400
600
800
1000
1200

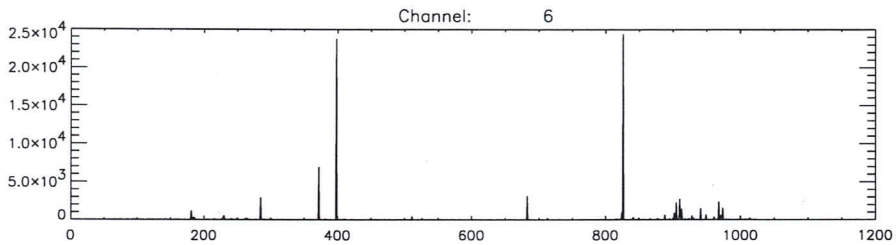
Channel: 6
0
5.0x10^3
1.0x10^4
1.5x10^4
2.0x10^4
2.5x10^4
0
200
400
600
800
1000
1200

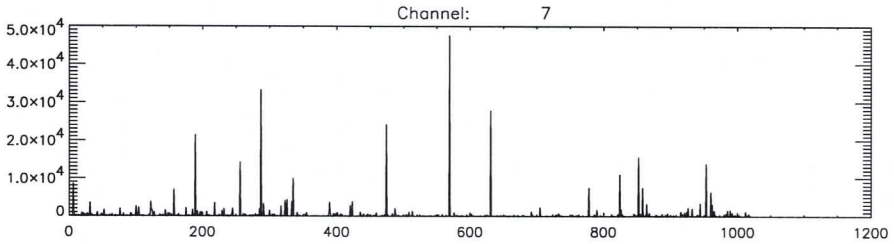
Channel: 7
0
1.0x10^4
2.0x10^4
3.0x10^4
4.0x10^4
5.0x10^4
0
200
400
600
800
1000
1200

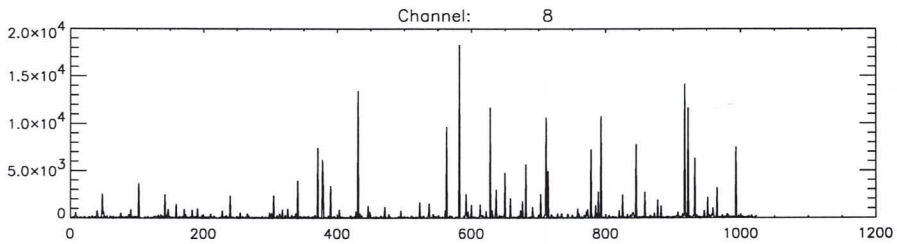
Channel: 8
0
5.0x10^3
1.0x10^4
1.5x10^4
2.0x10^4
0
200
400
600
800
1000
1200

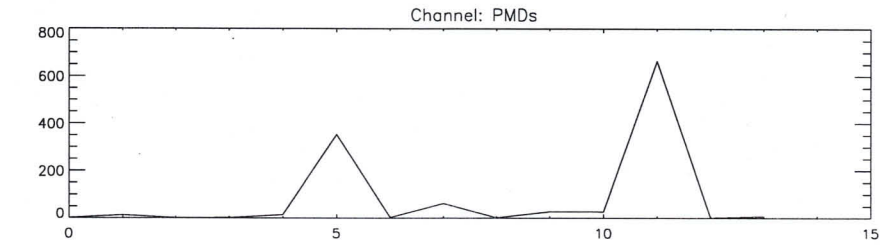
Channel: PMDs
0
200
400
600
800
0
5
10
15

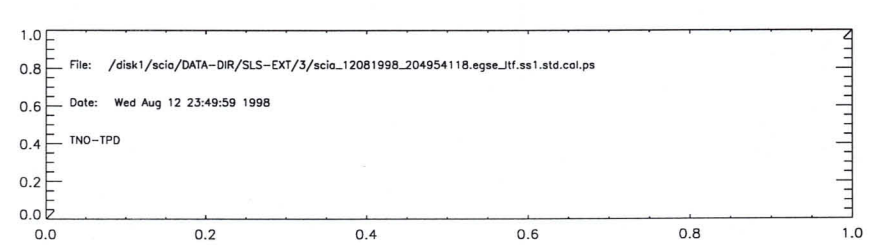
File: /disk1/scia/DATA-DIR/SLS-EXT/3/scia_12081998_204954118.egse_ltf.ss1.std.cal.ps
Date: Wed Aug 12 23:49:59 1998
TNO-TPD
0.0
0.2
0.4
0.6
0.8
1.0
0.0
0.2
0.4
0.6
0.8
1.0

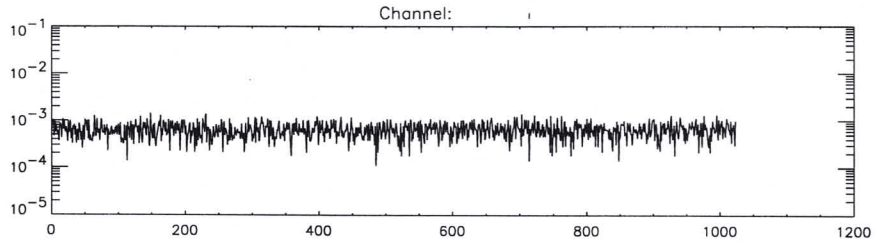
Channel:
10^{-1}
10^{-2}
10^{-3}
10^{-4}
10^{-5}
0
200
400
600
800
1000
1200

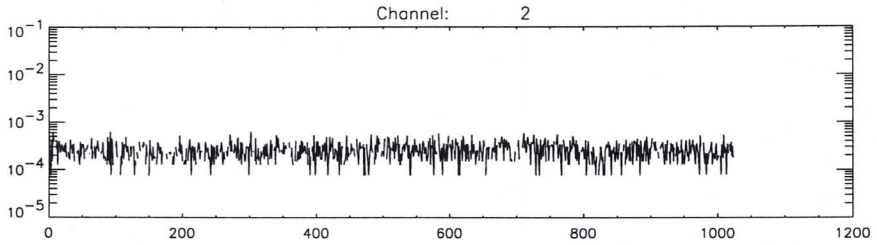
Channel: 2
10^{-1}
10^{-2}
10^{-3}
10^{-4}
10^{-5}
0
200
400
600
800
1000
1200

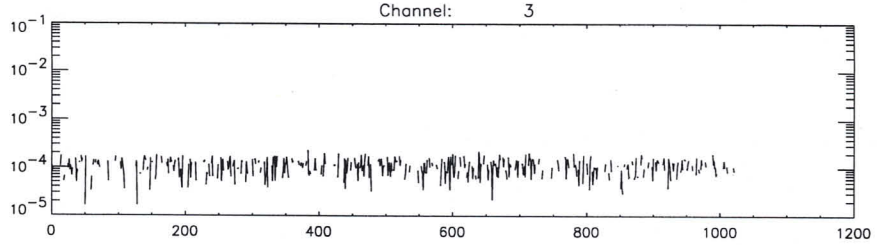
Channel: 3
10^{-1}
10^{-2}
10^{-3}
10^{-4}
10^{-5}
0
200
400
600
800
1000
1200

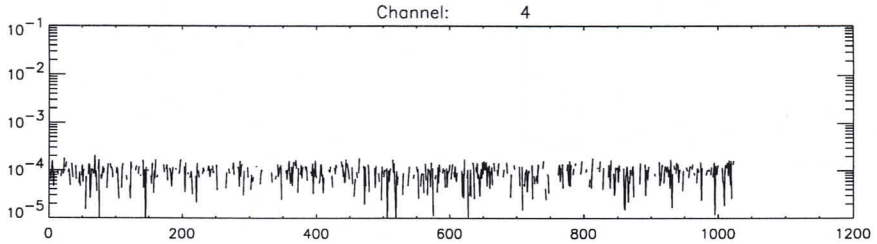
Channel: 4
10^{-1}
10^{-2}
10^{-3}
10^{-4}
10^{-5}
0
200
400
600
800
1000
1200

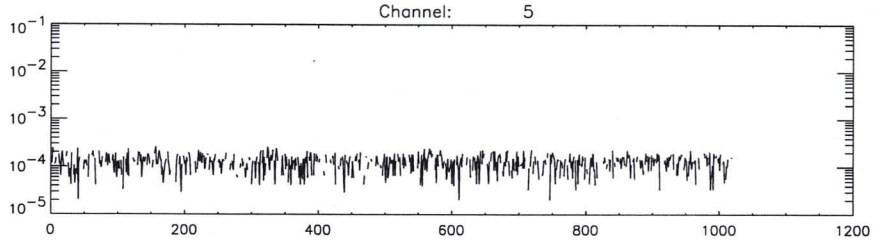
Channel: 5
10^{-1}
10^{-2}
10^{-3}
10^{-4}
10^{-5}
0
200
400
600
800
1000
1200

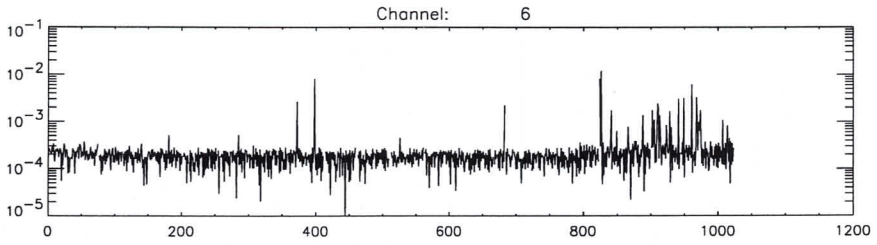
Channel: 6
10^{-1}
10^{-2}
10^{-3}
10^{-4}
10^{-5}
0
200
400
600
800
1000
1200

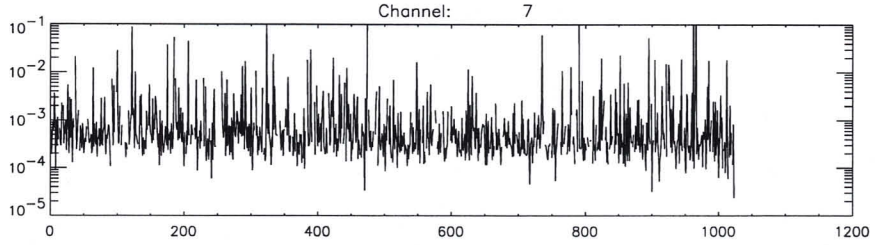
Channel: 7
10^{-1}
10^{-2}
10^{-3}
10^{-4}
10^{-5}
0
200
400
600
800
1000
1200

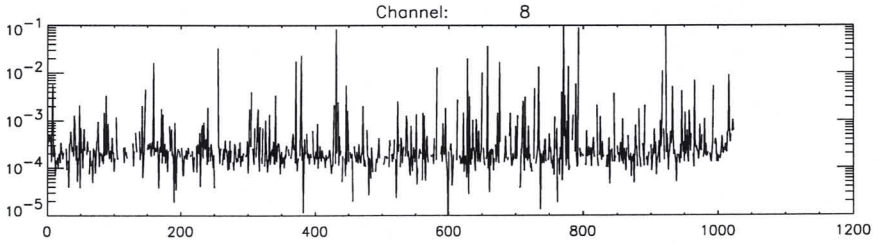
Channel: 8
10^{-1}
10^{-2}
10^{-3}
10^{-4}
10^{-5}
0
200
400
600
800
1000
1200

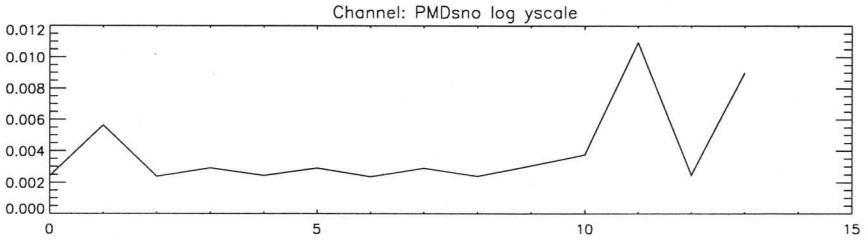
Channel: PMDsno log yscale
0.012
0.010
0.008
0.006
0.004
0.002
0.000
0
5
10
15

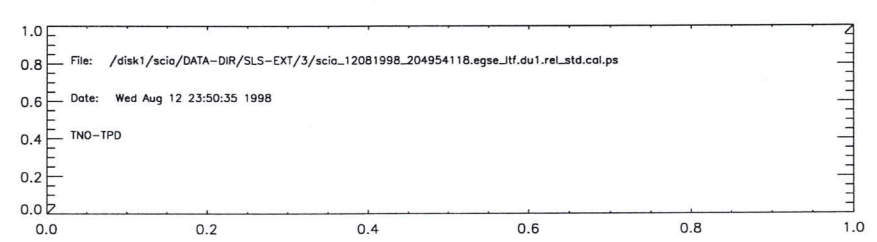
File: /disk1/scia/DATA-DIR/SLS-EXT/3/scia_12081998_204954118.egse_ltf.du1.rel_std.cal.ps
Date: Wed Aug 12 23:50:35 1998
TNO-TPD
1.0
0.8
0.6
0.4
0.2
0.0
0.0
0.2
0.4
0.6
0.8
1.0

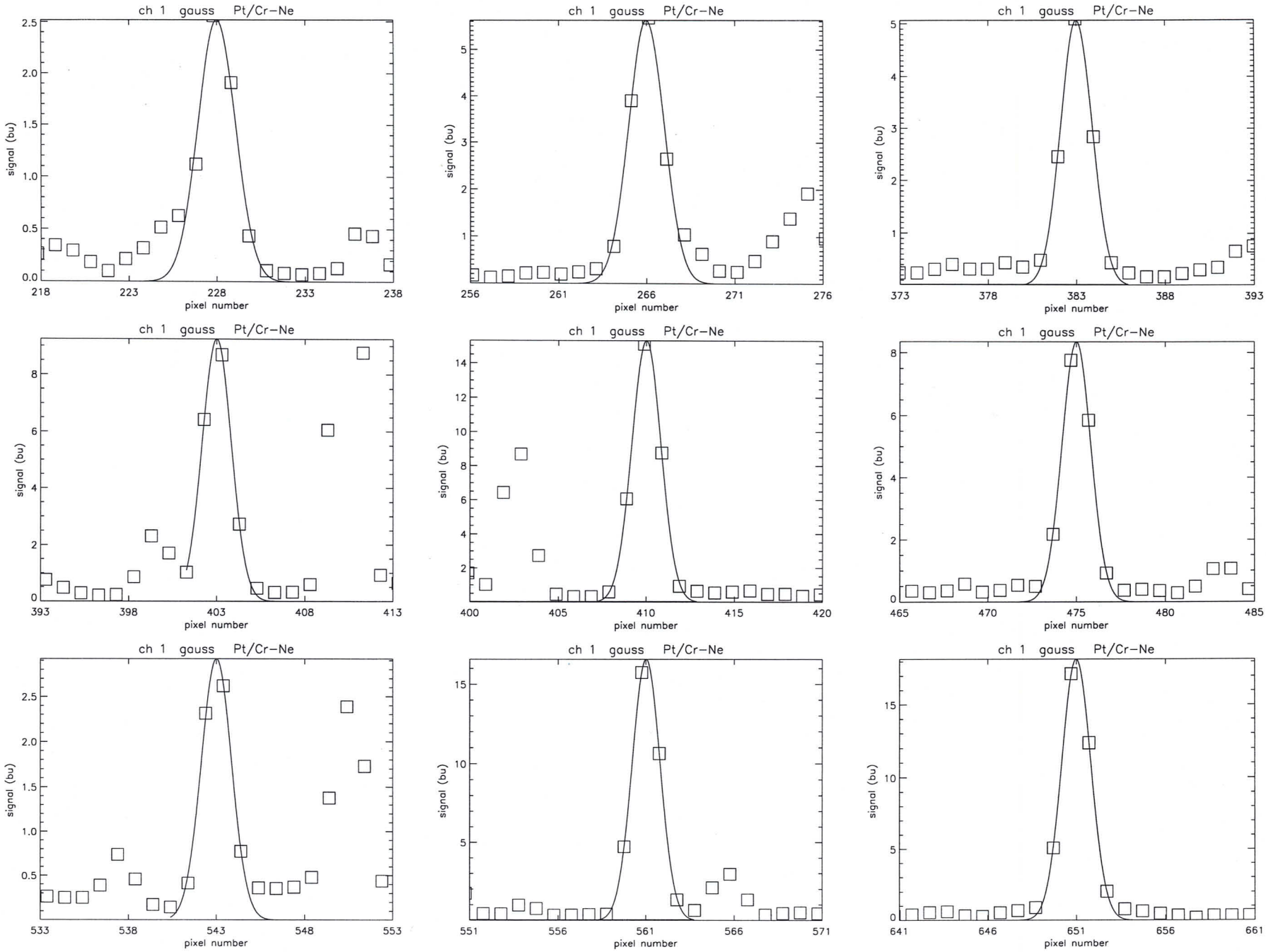
ch 1 gauss Pt/Cr-Ne
signal (bu)
pixel number

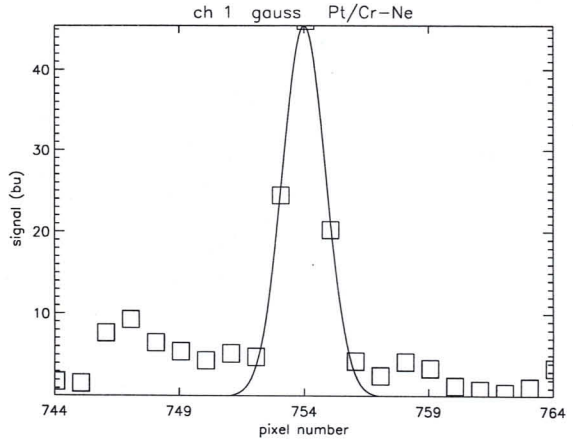
ch 1 gauss Pt/Cr-Ne
signal (bu)
pixel number
744
749
754
759
764

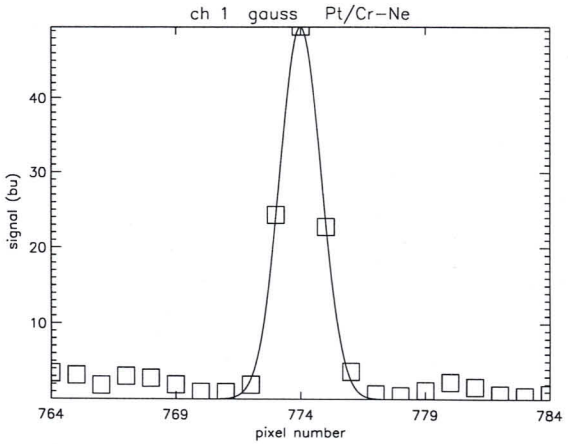
ch 1 gauss Pt/Cr-Ne
signal (bu)
pixel number
764
769
774
779
784

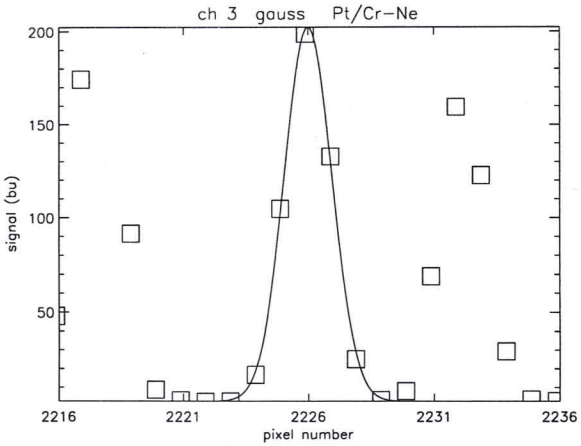
ch 3 gauss Pt/Cr-Ne
signal (bu)
pixel number
2216
2221
2226
2231
2236

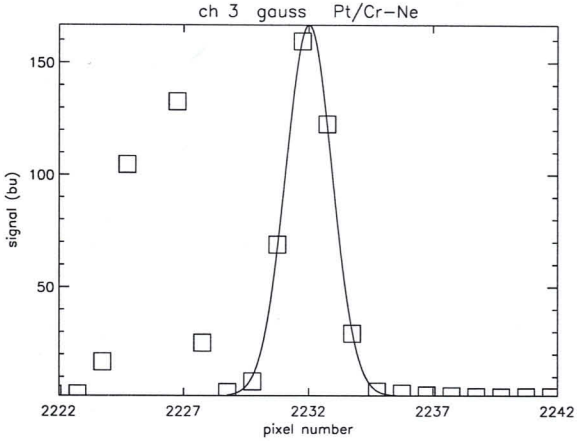
ch 3 gauss Pt/Cr-Ne
signal (bu)
pixel number
2222
2227
2232
2237
2242

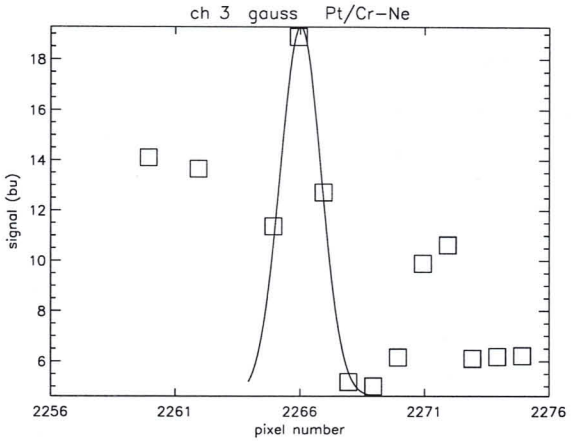
ch 3 gauss Pt/Cr-Ne
signal (bu)
pixel number
2256
2261
2266
2271
2276

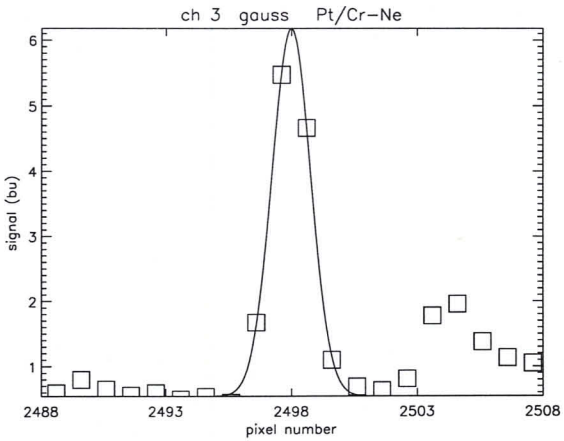
ch 3 gauss Pt/Cr-Ne
signal (bu)
pixel number
2488
2493
2498
2503
2508

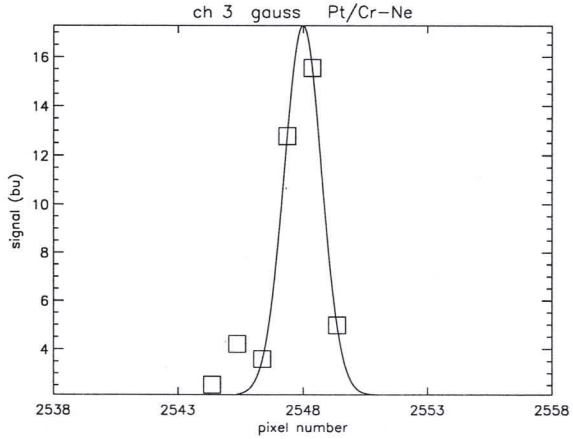
ch 3 gauss Pt/Cr-Ne
signal (bu)
pixel number
2538
2543
2548
2553
2558

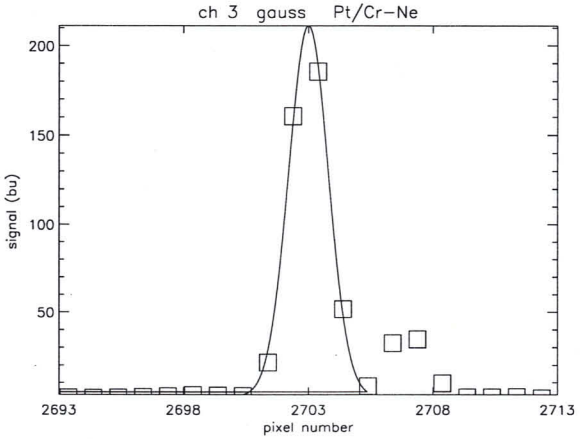
ch 3 gauss Pt/Cr-Ne
signal (bu)
pixel number
2693
2698
2703
2708
2713

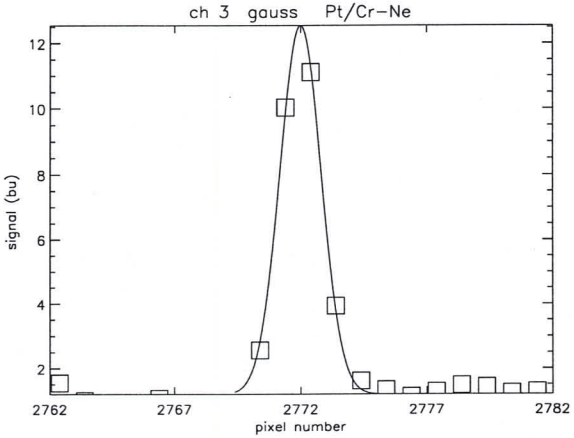
ch 3 gauss Pt/Cr-Ne
signal (bu)
pixel number
2762
2767
2772
2777
2782

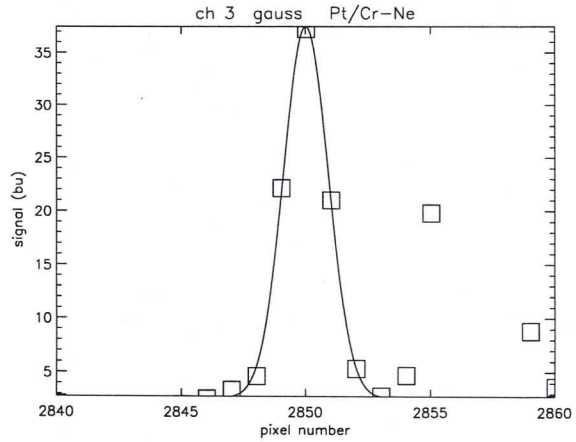
ch 3 gauss Pt/Cr-Ne
signal (bu)
pixel number

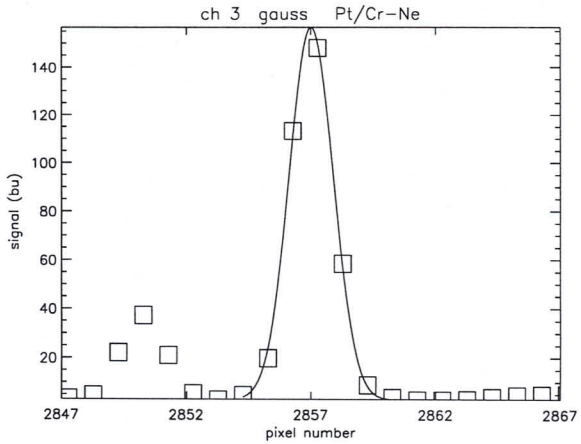
ch 3 gauss Pt/Cr-Ne
signal (bu)
pixel number

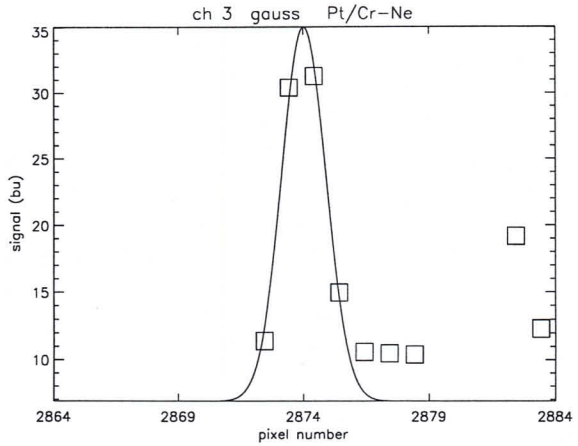
ch 3 gauss Pt/Cr-Ne
signal (bu)
pixel number

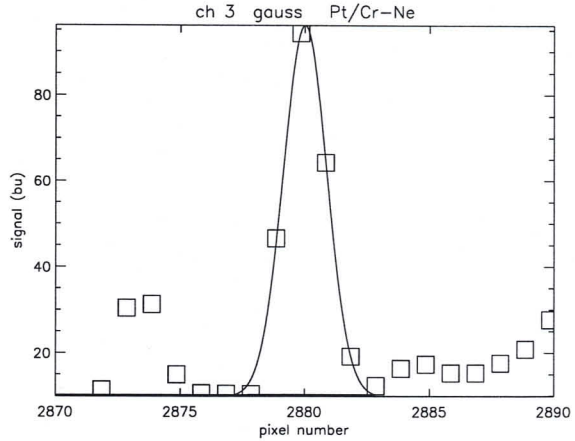
ch 3 gauss Pt/Cr-Ne
signal (bu)
pixel number

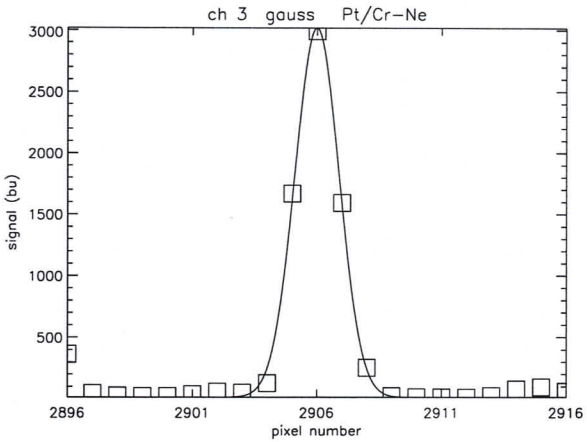
ch 3 gauss Pt/Cr-Ne
signal (bu)
pixel number

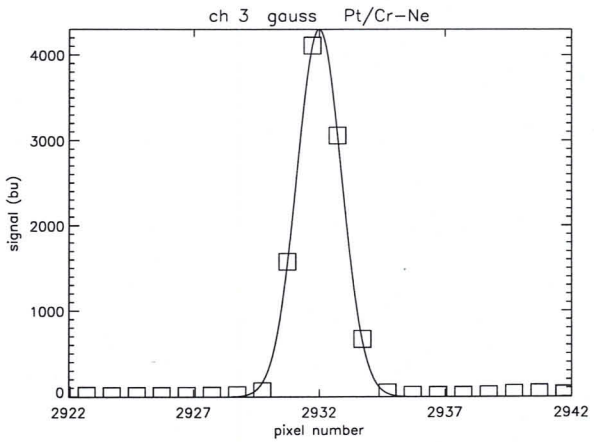
ch 3 gauss Pt/Cr-Ne
signal (bu)
pixel number

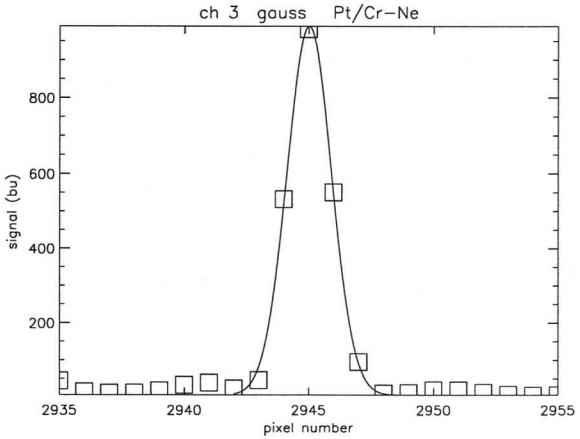
ch 3 gauss Pt/Cr-Ne
signal (bu)
pixel number

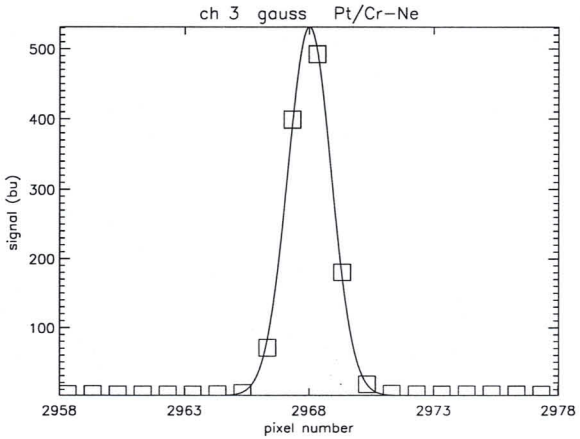
ch 3 gauss Pt/Cr-Ne
signal (bu)
pixel number

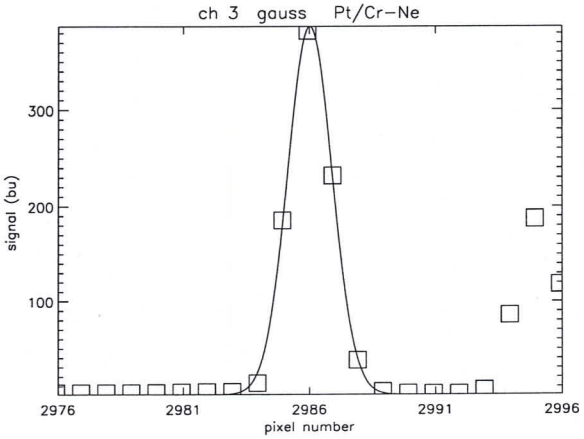
ch 3 gauss Pt/Cr-Ne
signal (bu)
pixel number

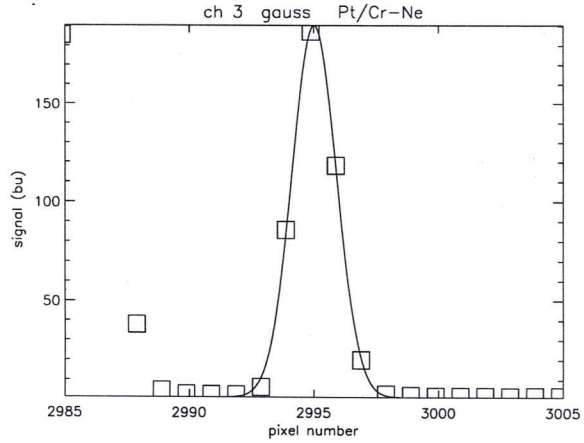
ch 3 gauss Pt/Cr-Ne
signal (bu)
pixel number

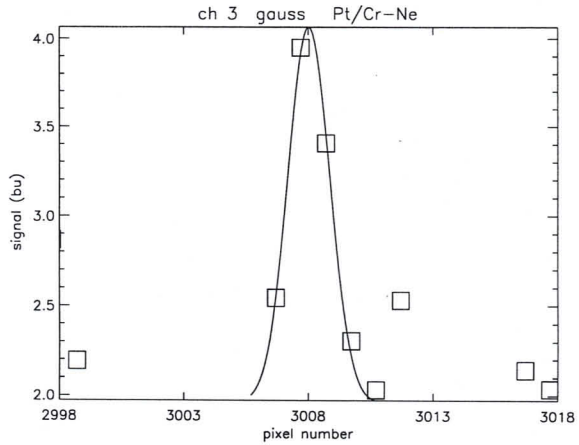
ch 3 gauss Pt/Cr-Ne
signal (bu)
pixel number

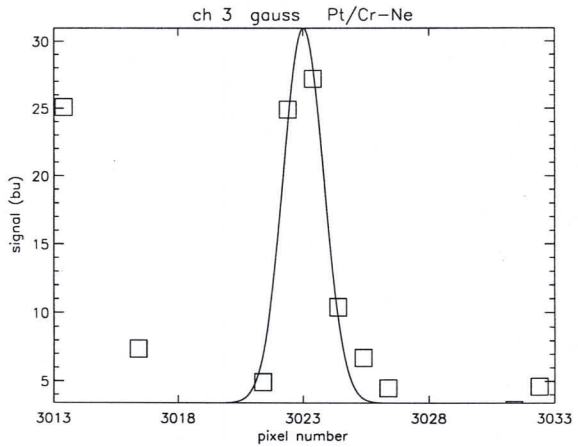
ch 3 gauss Pt/Cr-Ne
signal (bu)
pixel number

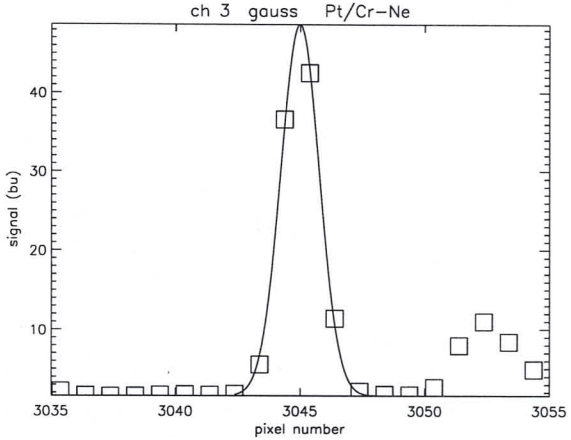
ch 3 gauss Pt/Cr-Ne
signal (bu)
pixel number

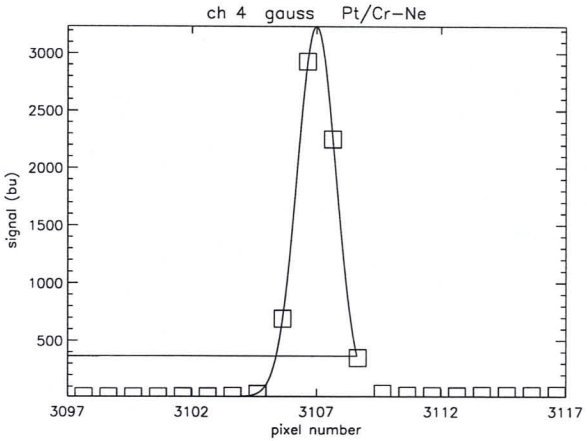
ch 4 gauss Pt/Cr-Ne
signal (bu)
pixel number

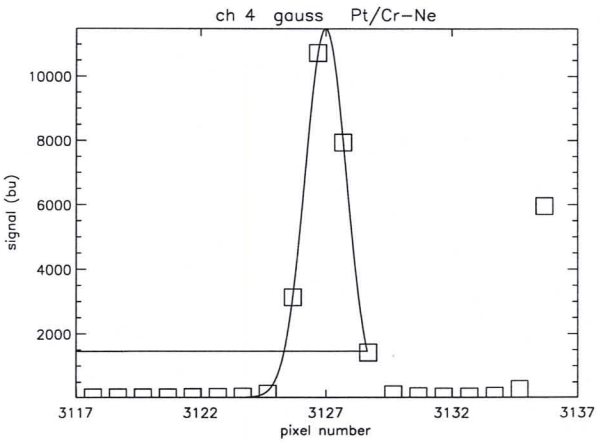
ch 4 gauss Pt/Cr-Ne
signal (bu)
pixel number

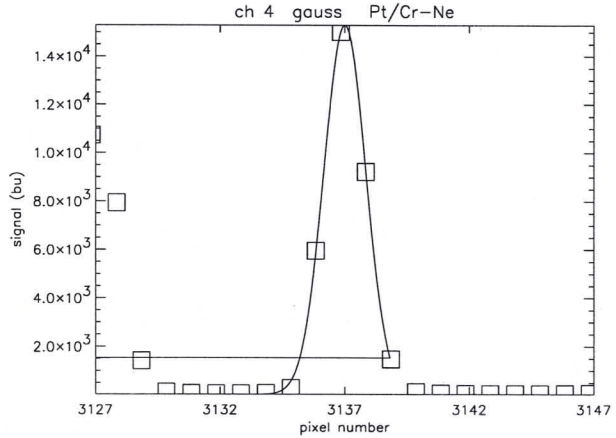
ch 4 gauss Pt/Cr-Ne
signal (bu)
pixel number

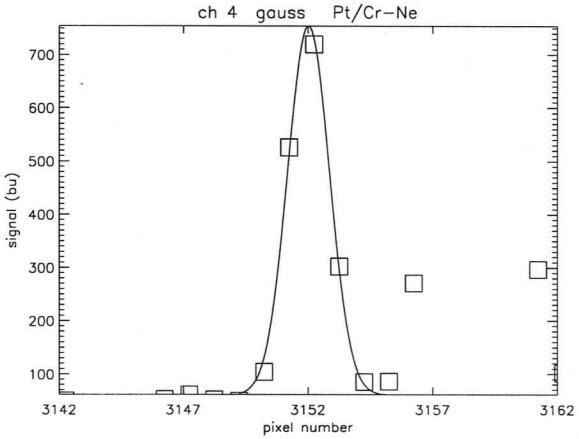
ch 4 gauss Pt/Cr-Ne
signal (bu)
pixel number

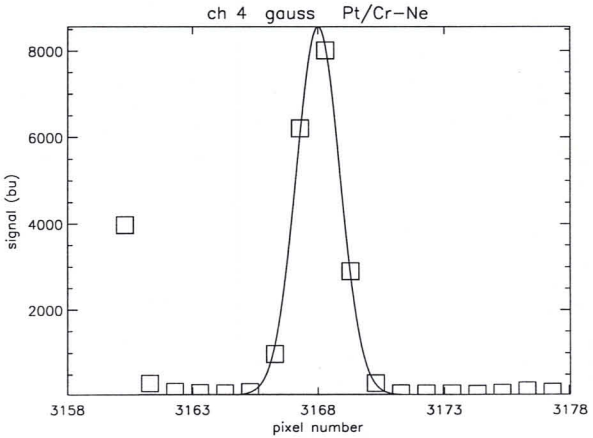
ch 4 gauss Pt/Cr-Ne
signal (bu)
pixel number

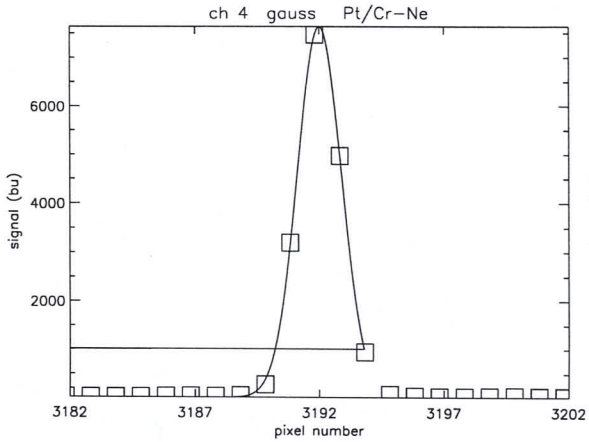
ch 4 gauss Pt/Cr-Ne
signal (bu)
pixel number

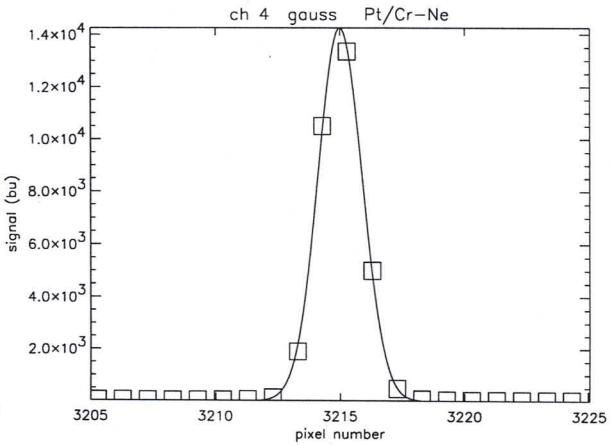
ch 4 gauss Pt/Cr-Ne
signal (bu)
pixel number

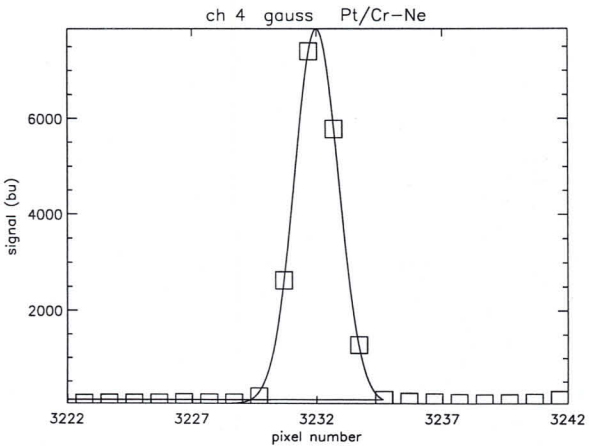
ch 4 gauss Pt/Cr-Ne
signal (bu)
pixel number

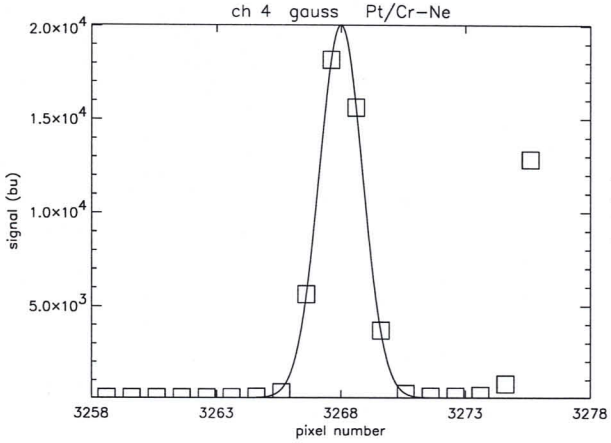
ch 4 gauss Pt/Cr-Ne
signal (bu)
pixel number

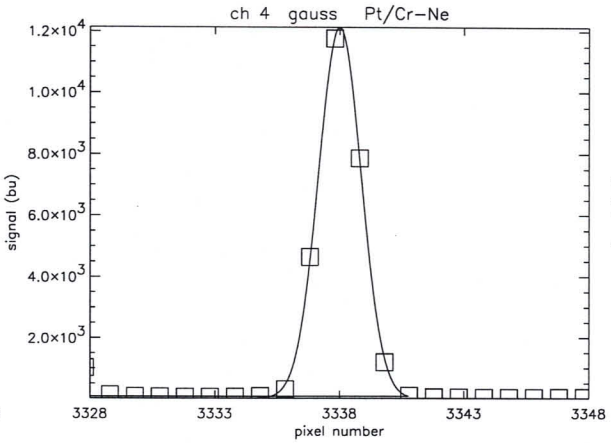
ch 4 gauss Pt/Cr-Ne
signal (bu)
pixel number

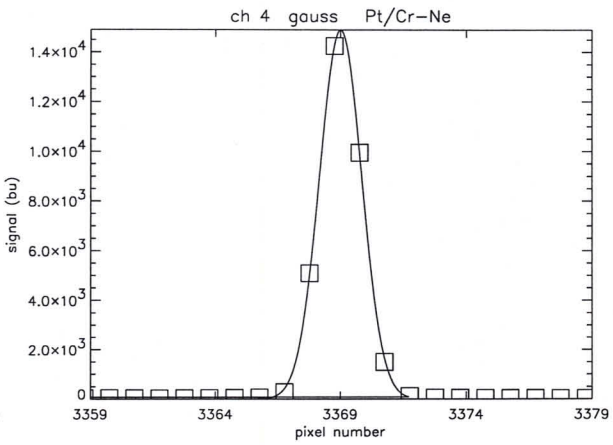
ch 4 gauss Pt/Cr-Ne
signal (bu)
pixel number

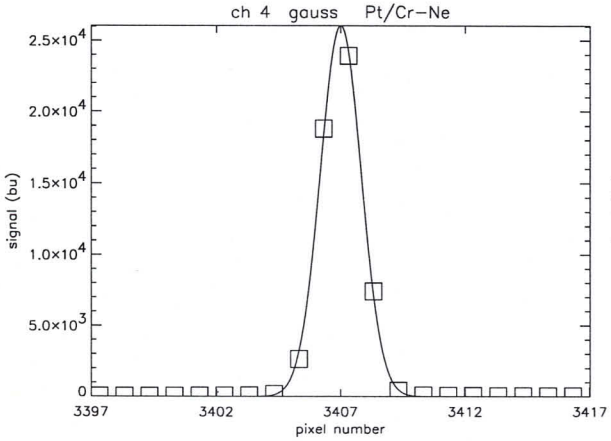
ch 4 gauss Pt/Cr-Ne
signal (bu)
pixel number

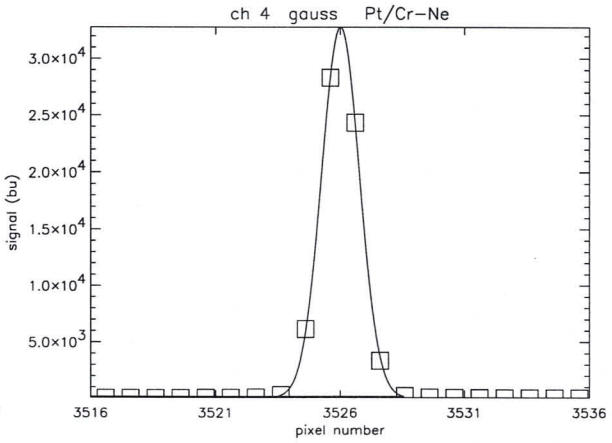
ch 4 gauss Pt/Cr-Ne
signal (bu)
pixel number

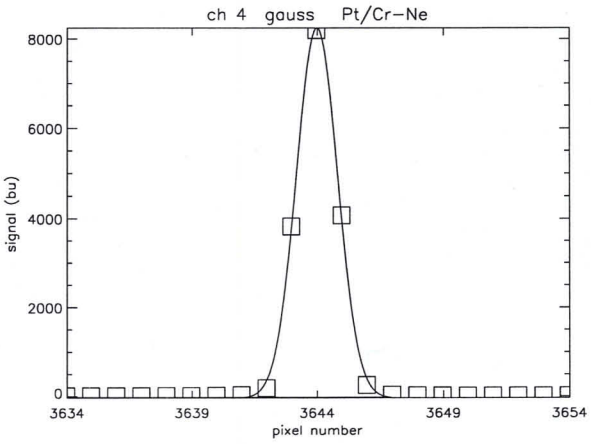
ch 4 gauss Pt/Cr-Ne
signal (bu)
pixel number

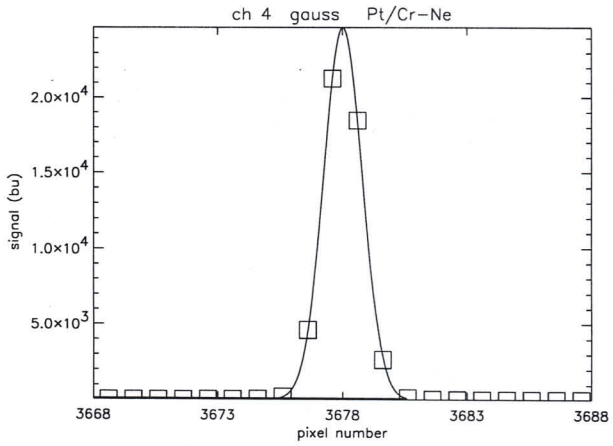
ch 4 gauss Pt/Cr-Ne
signal (bu)
2.0×10^4
1.5×10^4
1.0×10^4
5.0×10^3
3668
3673
3678
3683
3688
pixel number

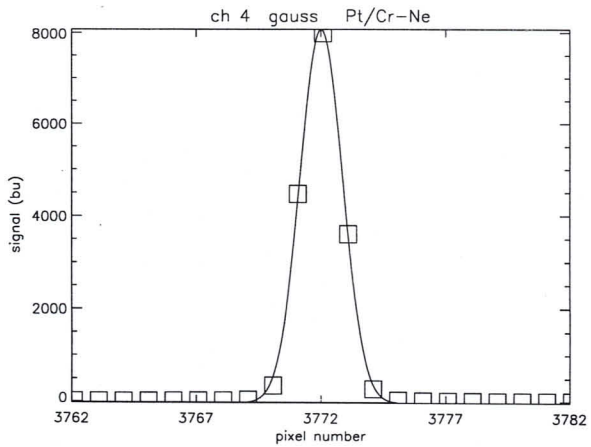
ch 4 gauss Pt/Cr-Ne
signal (bu)
8000
6000
4000
2000
0
3762
3767
3772
3777
3782
pixel number

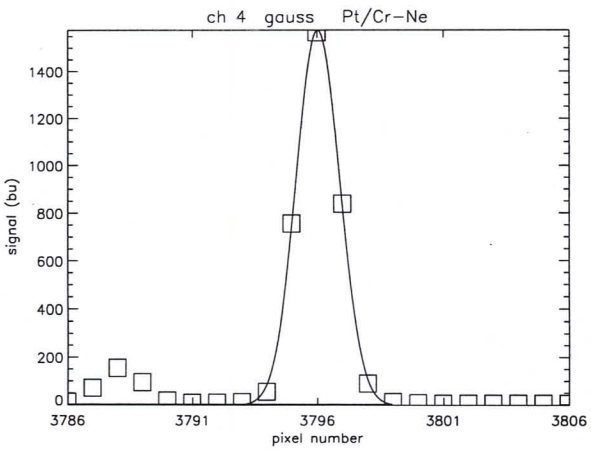
ch 4 gauss Pt/Cr-Ne
signal (bu)
1400
1200
1000
800
600
400
200
0
3786
3791
3796
3801
3806
pixel number

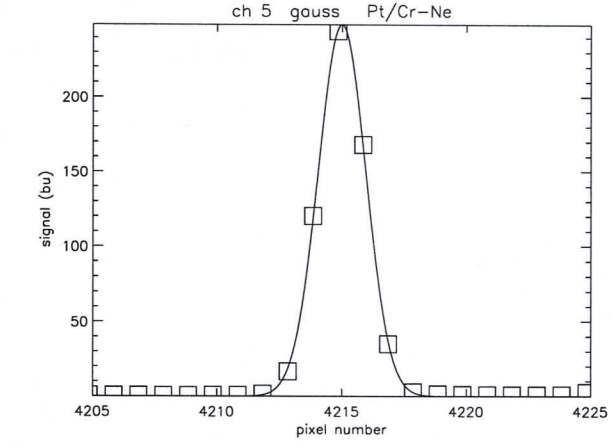
ch 5 gauss Pt/Cr-Ne
signal (bu)
200
150
100
50
4205
4210
4215
4220
4225
pixel number

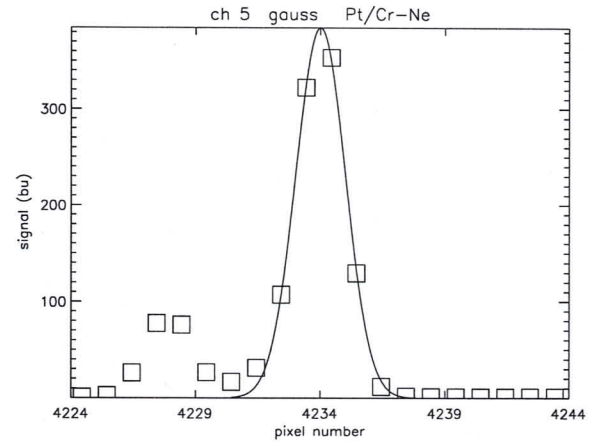
ch 5 gauss Pt/Cr-Ne
signal (bu)
300
200
100
4224
4229
4234
4239
4244
pixel number

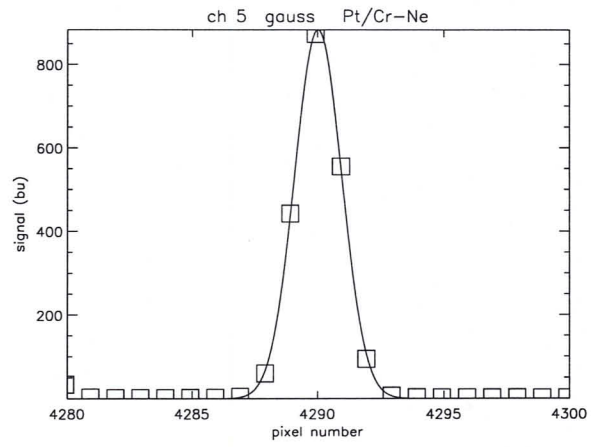
ch 5 gauss Pt/Cr-Ne
signal (bu)
800
600
400
200
4280
4285
4290
4295
4300
pixel number

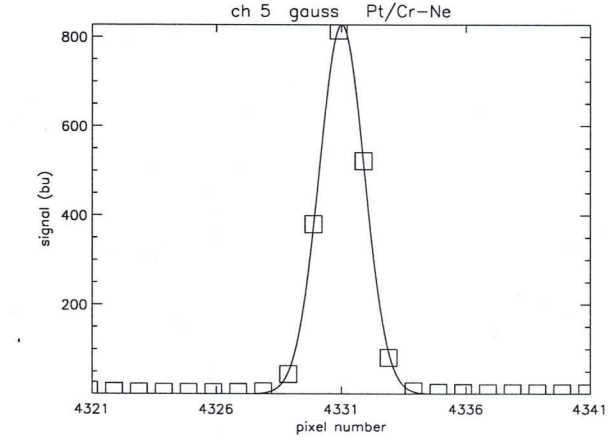
ch 5 gauss Pt/Cr-Ne
signal (bu)
800
600
400
200
4321
4326
4331
4336
4341
pixel number

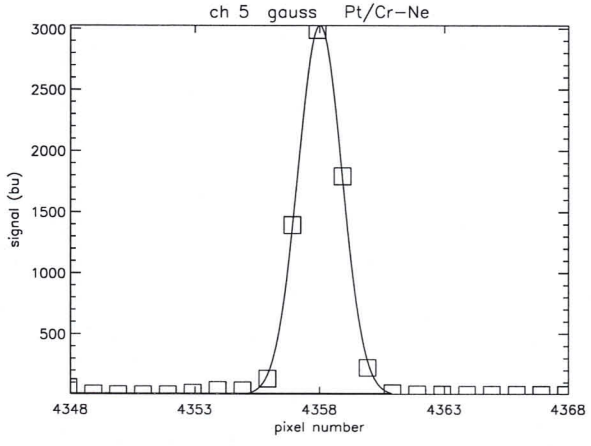
ch 5 gauss Pt/Cr-Ne
signal (bu)
3000
2500
2000
1500
1000
500
4348
4353
4358
4363
4368
pixel number

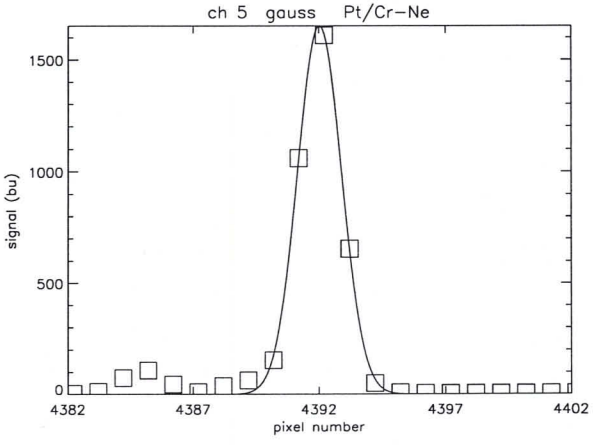
ch 5 gauss Pt/Cr-Ne
signal (bu)
1500
1000
500
0
4382
4387
4392
4397
4402
pixel number

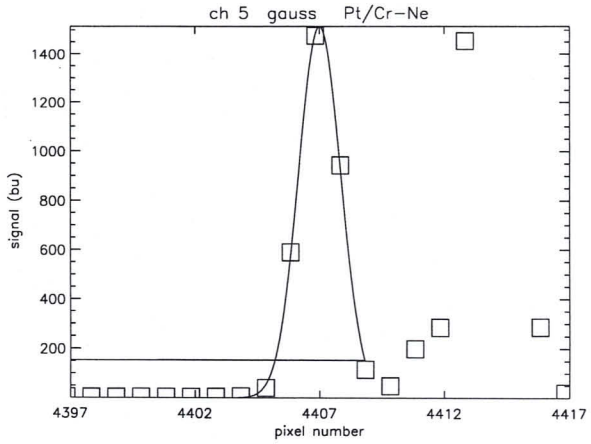
ch 5 gauss Pt/Cr-Ne
signal (bu)
pixel number

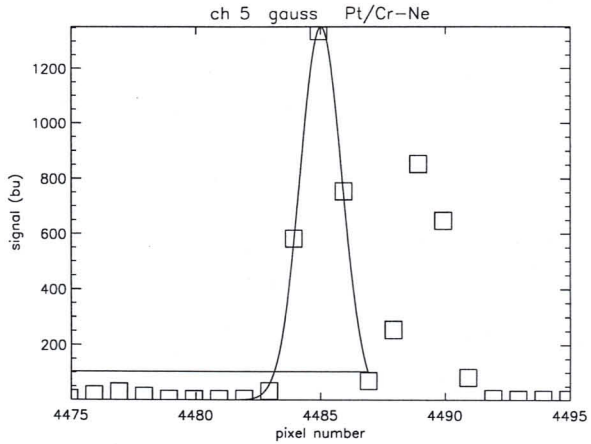
ch 5 gauss Pt/Cr-Ne
signal (bu)
pixel number

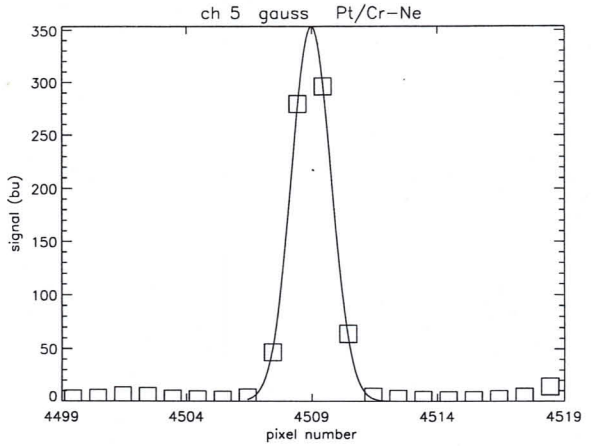
ch 5 gauss Pt/Cr-Ne
signal (bu)
pixel number

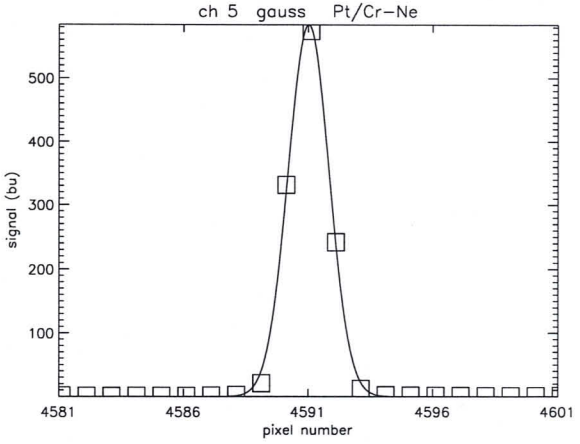
ch 5 gauss Pt/Cr-Ne
signal (bu)
pixel number

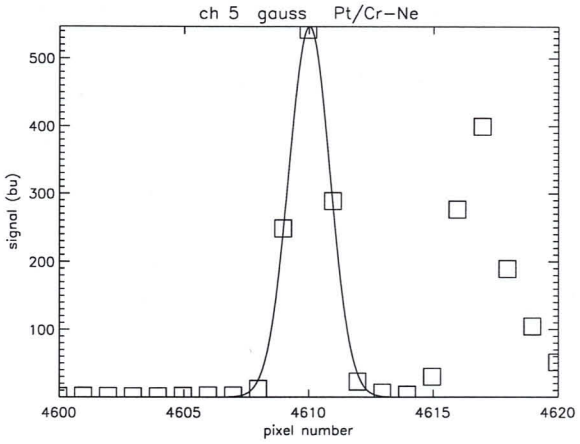
ch 5 gauss Pt/Cr-Ne
signal (bu)
pixel number

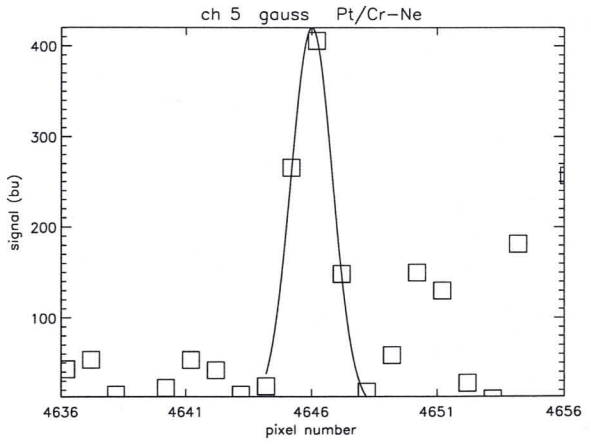
ch 5 gauss Pt/Cr-Ne
signal (bu)
pixel number

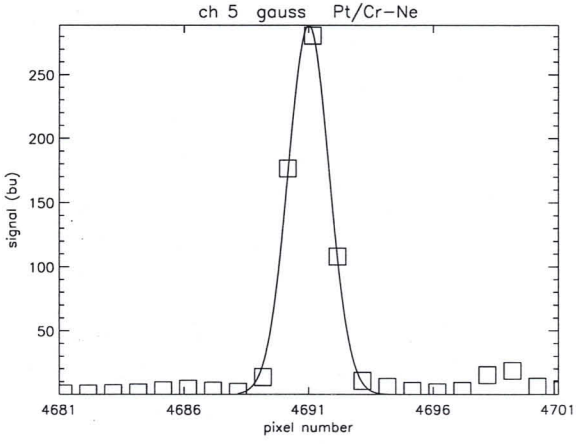
ch 5 gauss Pt/Cr-Ne
signal (bu)
pixel number

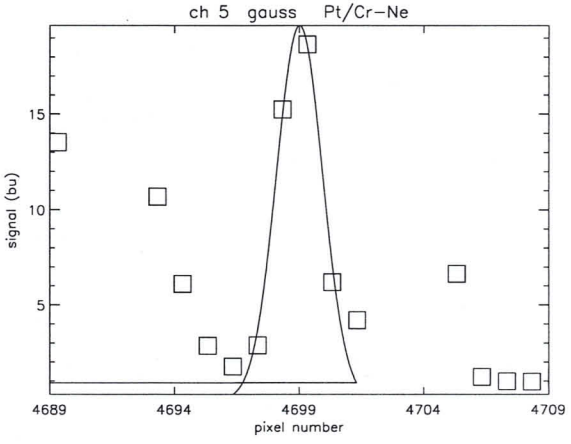
ch 5 gauss Pt/Cr-Ne
signal (bu)
pixel number

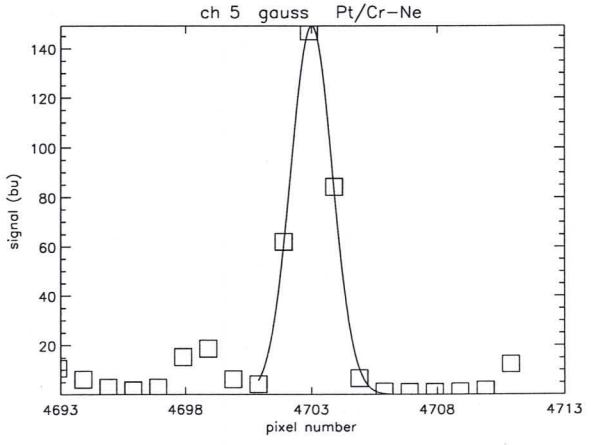
ch 5 gauss Pt/Cr-Ne
signal (bu)
pixel number

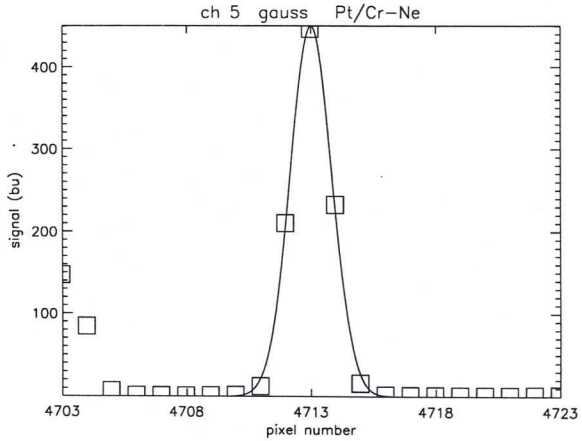
ch 5 gauss Pt/Cr-Ne
signal (bu)
pixel number
4703
4708
4713
4718
4723
100
200
300
400

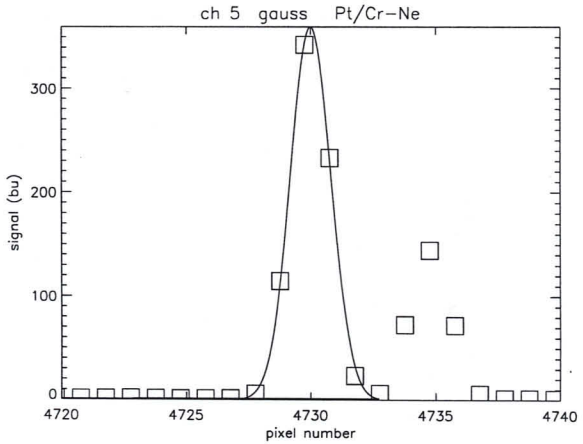
ch 5 gauss Pt/Cr-Ne
signal (bu)
pixel number
4720
4725
4730
4735
4740
0
100
200
300

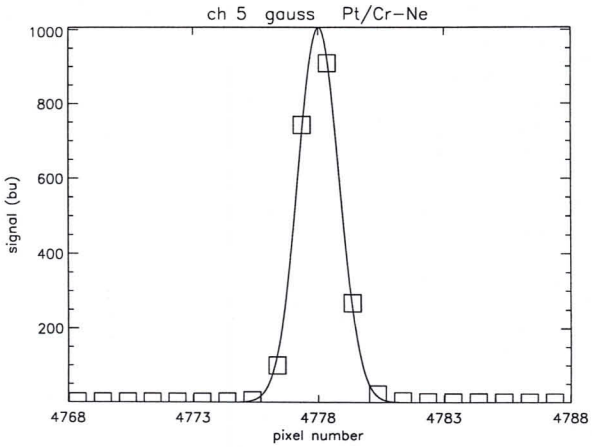
ch 5 gauss Pt/Cr-Ne
signal (bu)
pixel number
4768
4773
4778
4783
4788
200
400
600
800
1000

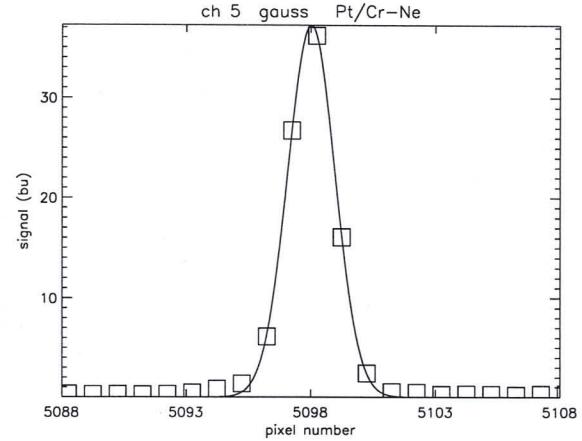
ch 5 gauss Pt/Cr-Ne
signal (bu)
pixel number
5088
5093
5098
5103
5108
10
20
30

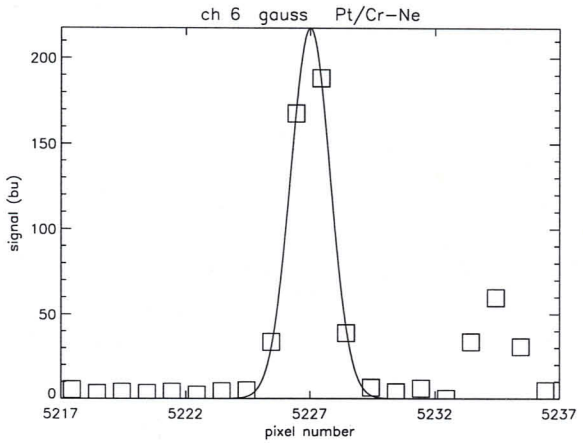
ch 6 gauss Pt/Cr-Ne
signal (bu)
pixel number
5217
5222
5227
5232
5237
0
50
100
150
200

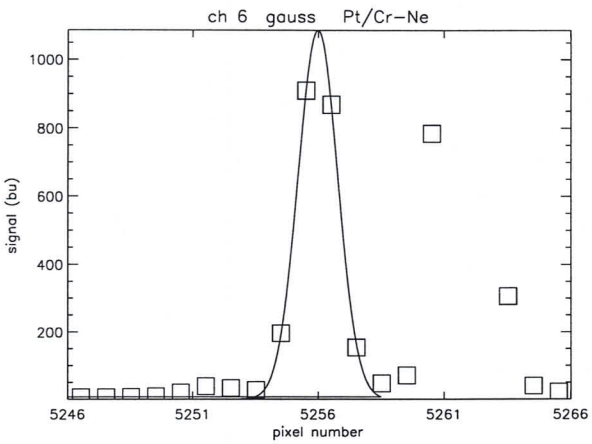
ch 6 gauss Pt/Cr-Ne
signal (bu)
pixel number
5246
5251
5256
5261
5266
200
400
600
800
1000

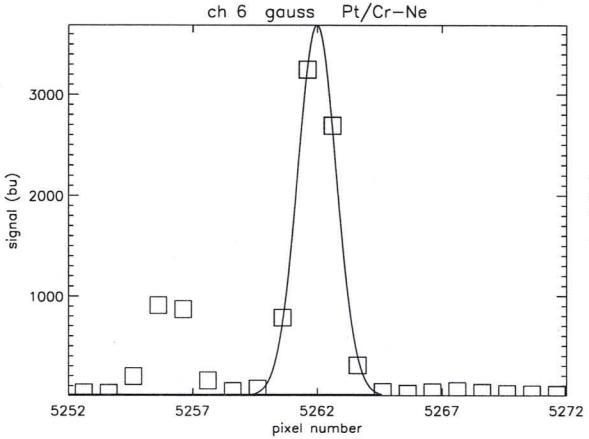
ch 6 gauss Pt/Cr-Ne
signal (bu)
pixel number
5252
5257
5262
5267
5272
1000
2000
3000

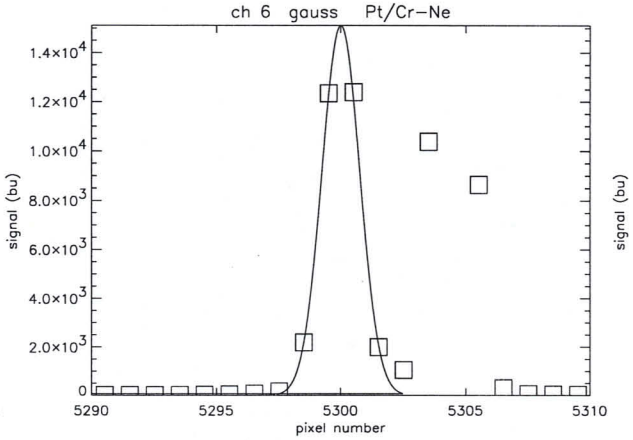
ch 6 gauss Pt/Cr-Ne
signal (bu)
pixel number
5290
5295
5300
5305
5310
0
2.0x10^3
4.0x10^3
6.0x10^3
8.0x10^3
1.0x10^4
1.2x10^4
1.4x10^4

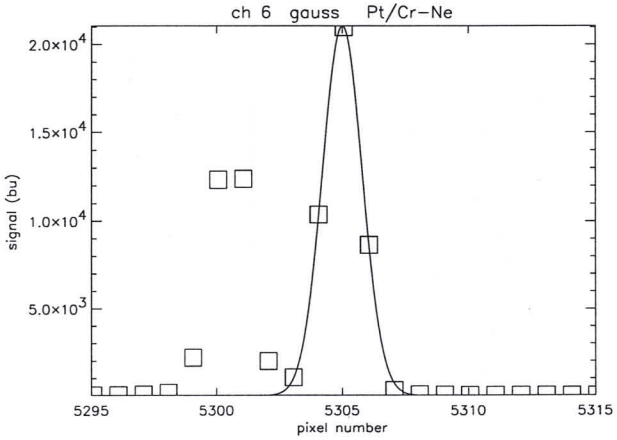
ch 6 gauss Pt/Cr-Ne
signal (bu)
pixel number
5295
5300
5305
5310
5315
5.0x10^3
1.0x10^4
1.5x10^4
2.0x10^4

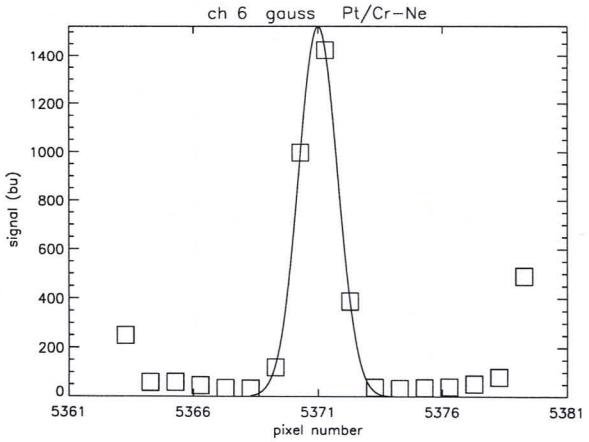
ch 6 gauss Pt/Cr-Ne
signal (bu)
pixel number

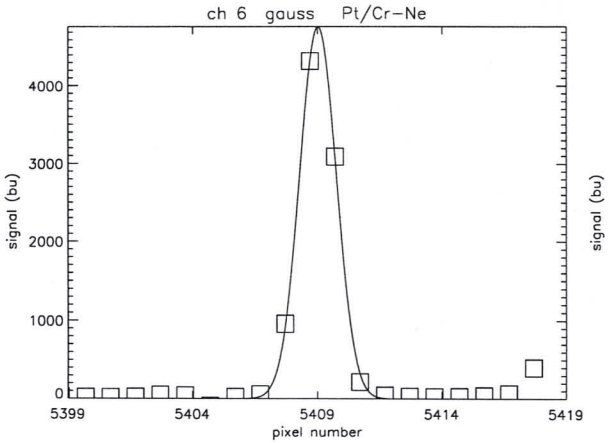
ch 6 gauss Pt/Cr-Ne
signal (bu)
pixel number

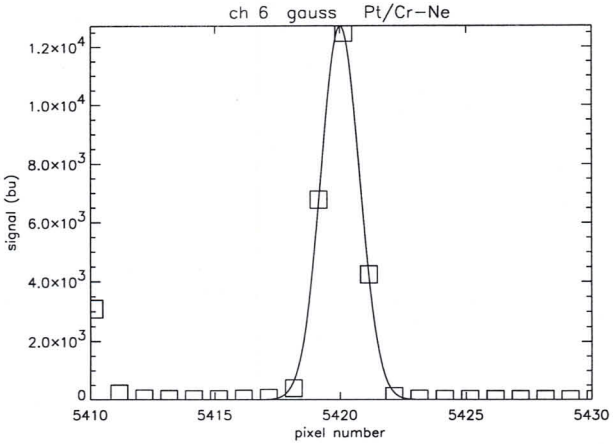
ch 6 gauss Pt/Cr-Ne
signal (bu)
pixel number

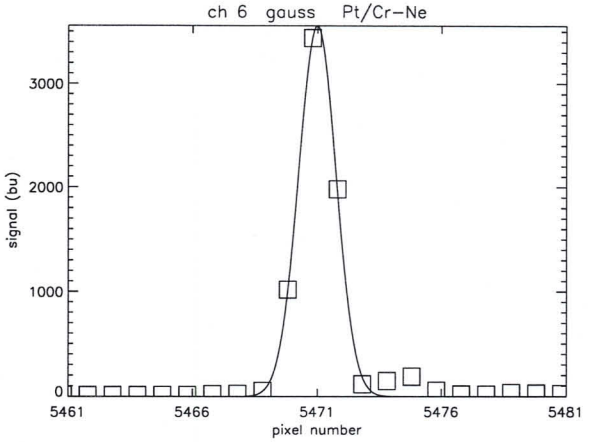
ch 6 gauss Pt/Cr-Ne
signal (bu)
pixel number

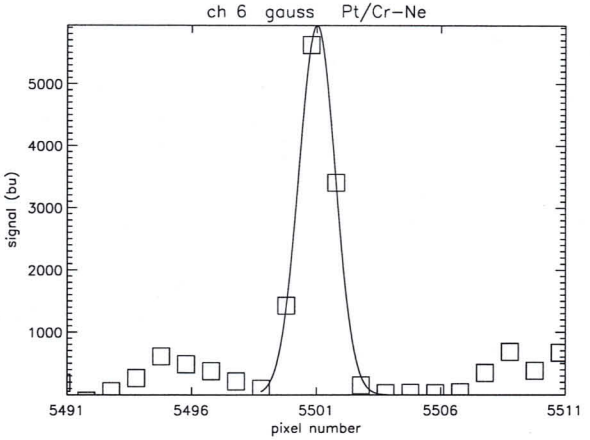
ch 6 gauss Pt/Cr-Ne
signal (bu)
pixel number

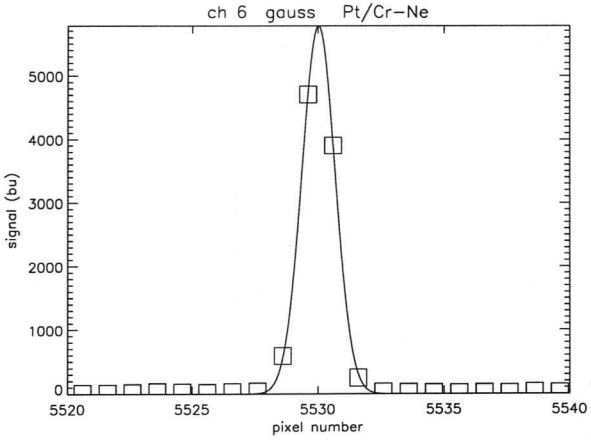
ch 6 gauss Pt/Cr-Ne
signal (bu)
pixel number

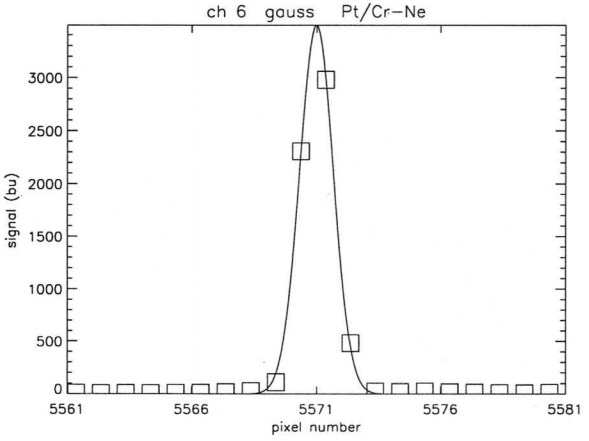
ch 6 gauss Pt/Cr-Ne
signal (bu)
pixel number

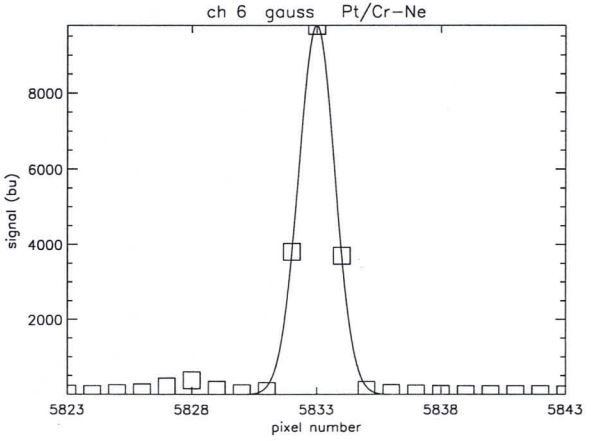
ch 6 gauss Pt/Cr-Ne
signal (bu)
pixel number

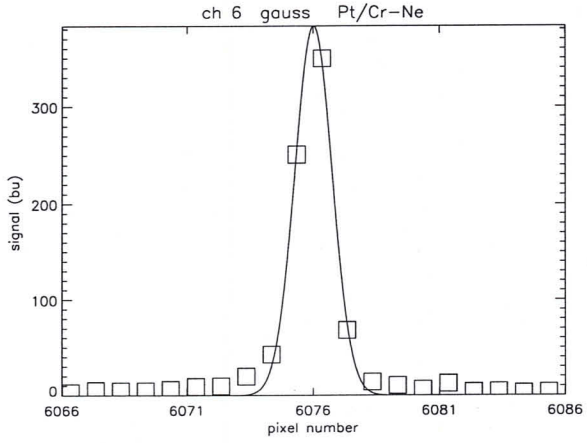
ch 6 gauss Pt/Cr-Ne
signal (bu)
pixel number

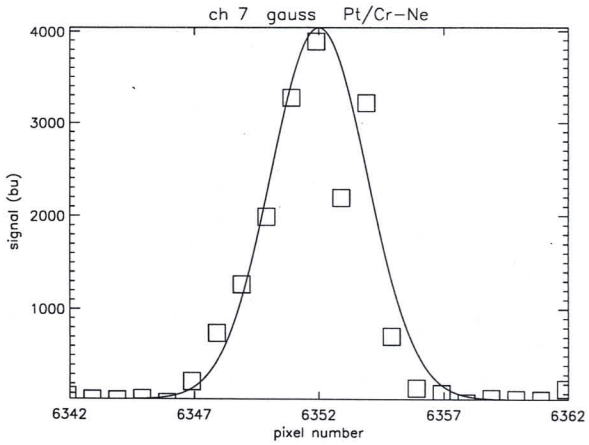
ch 7 gauss Pt/Cr-Ne
signal (bu)
pixel number
4000
3000
2000
1000
6342
6347
6352
6357
6362

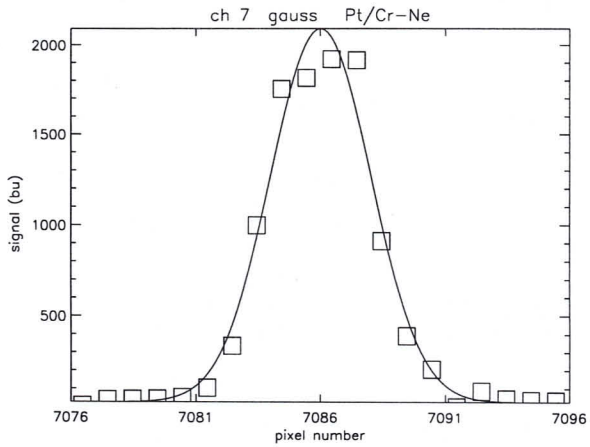
ch 7 gauss Pt/Cr-Ne
signal (bu)
pixel number
2000
1500
1000
500
7076
7081
7086
7091
7096

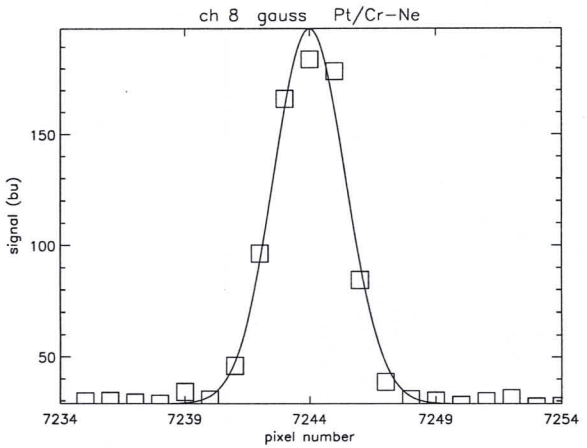
ch 8 gauss Pt/Cr-Ne
signal (bu)
pixel number
150
100
50
7234
7239
7244
7249
7254

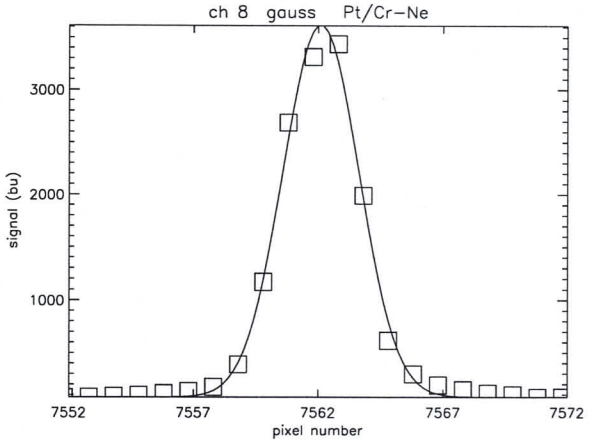
ch 8 gauss Pt/Cr-Ne
signal (bu)
pixel number
3000
2000
1000
7552
7557
7562
7567
7572

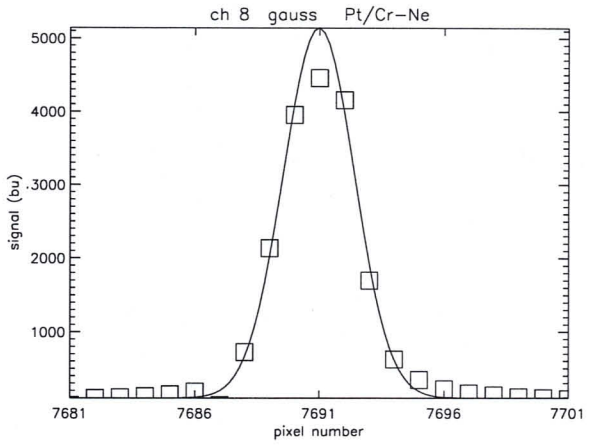
ch 8 gauss Pt/Cr-Ne
signal (bu)
pixel number
5000
4000
3000
2000
1000
7681
7686
7691
7696
7701

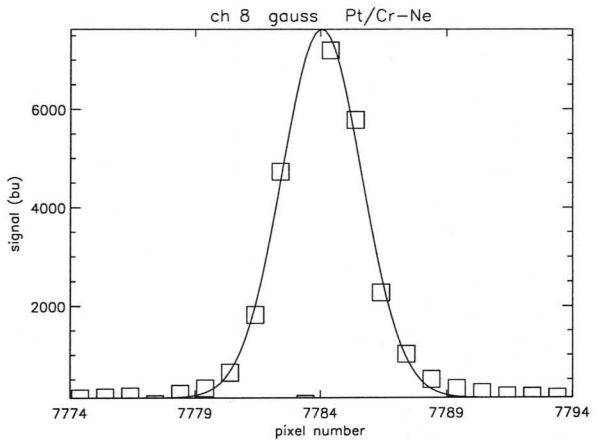
ch 8 gauss Pt/Cr-Ne
signal (bu)
pixel number
6000
4000
2000
7774
7779
7784
7789
7794

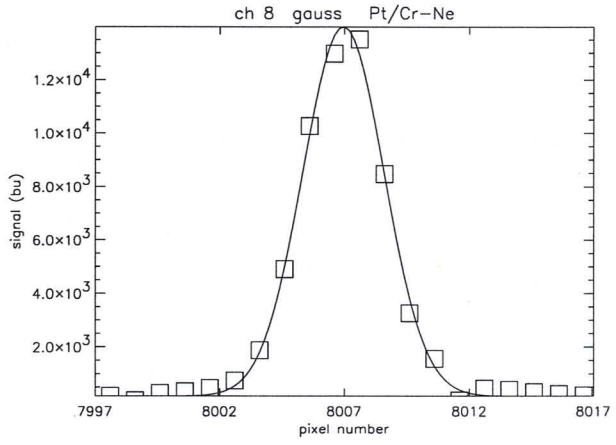
ch 8 gauss Pt/Cr-Ne
signal (bu)
pixel number
1.2×10^4
1.0×10^4
8.0×10^3
6.0×10^3
4.0×10^3
2.0×10^3
7997
8002
8007
8012
8017

#####
#####
#####
#####
#####
User: scia6!scia
#####
Title: 80-1
#####
Printed: Wed 23:56 Aug 12, 1998
#####
Job number: hp6mp-80
#####
#####
#####
#####
#####

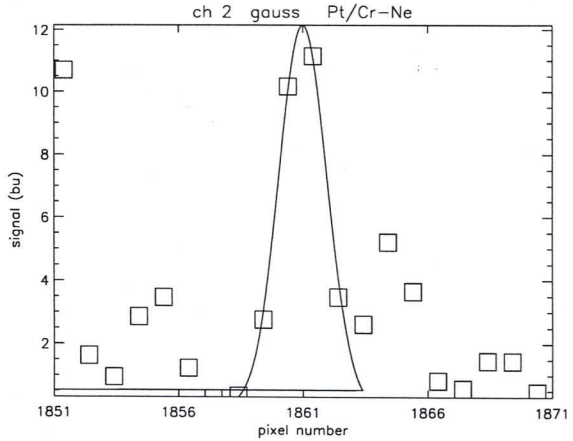
ch 2 gauss Pt/Cr-Ne
signal (bu)
pixel number
1851
1856
1861
1866
1871

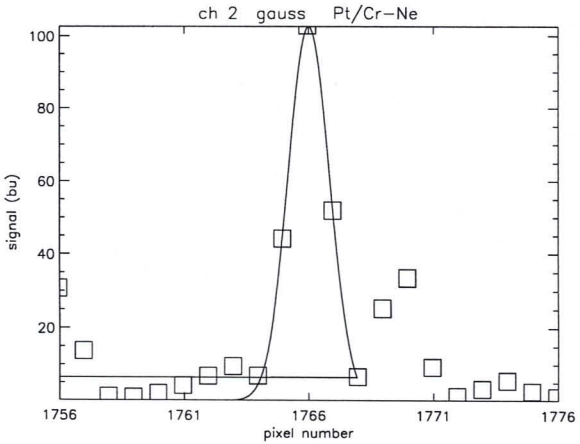
ch 2 gauss Pt/Cr-Ne
signal (bu)
pixel number
1756
1761
1766
1771
1776

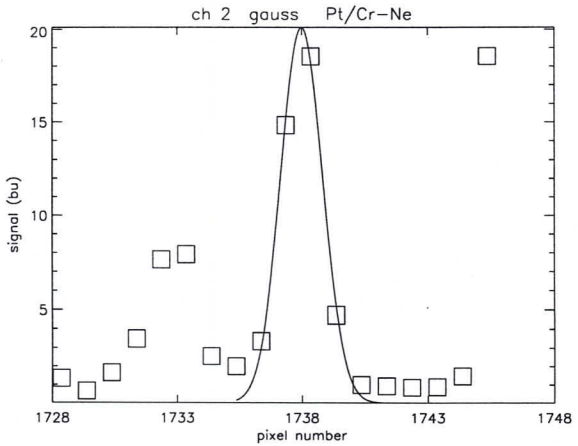
ch 2 gauss Pt/Cr-Ne
signal (bu)
pixel number
1728
1733
1738
1743
1748

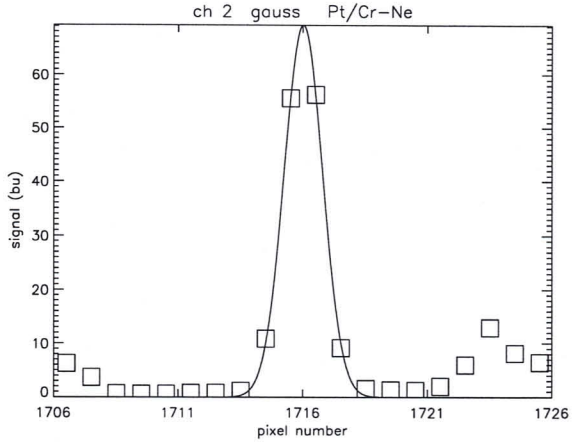
ch 2 gauss Pt/Cr-Ne
signal (bu)
pixel number
1706
1711
1716
1721
1726

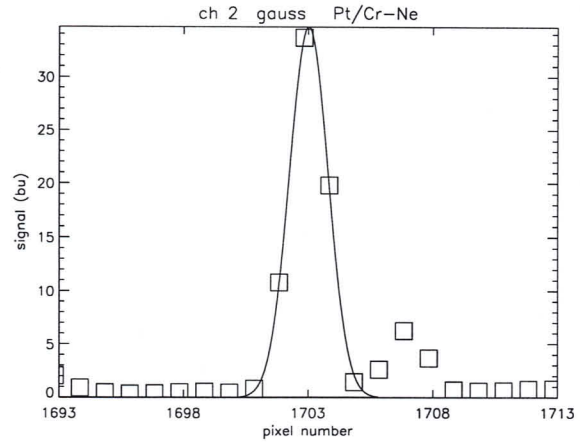
ch 2 gauss Pt/Cr-Ne
signal (bu)
pixel number
1693
1698
1703
1708
1713

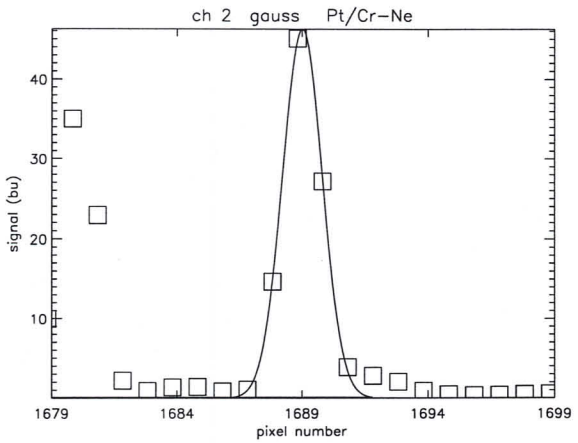
ch 2 gauss Pt/Cr-Ne
signal (bu)
pixel number
1679
1684
1689
1694
1699

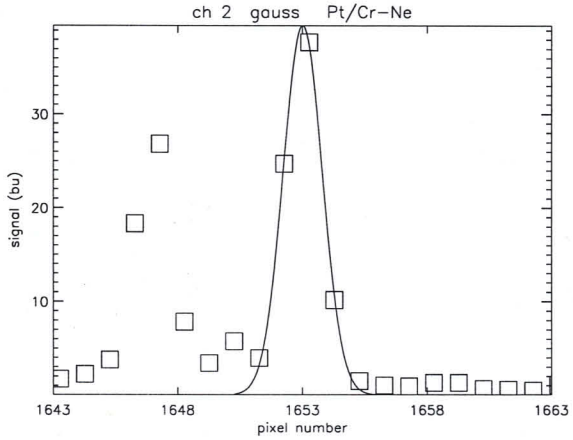
ch 2 gauss Pt/Cr-Ne
signal (bu)
pixel number
1643
1648
1653
1658
1663

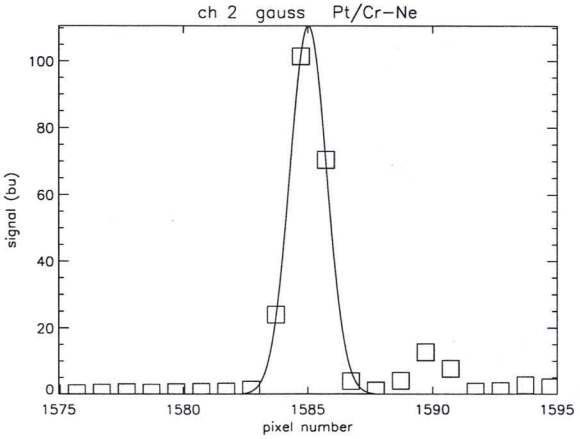
ch 2 gauss Pt/Cr-Ne
signal (bu)
pixel number
1575
1580
1585
1590
1595

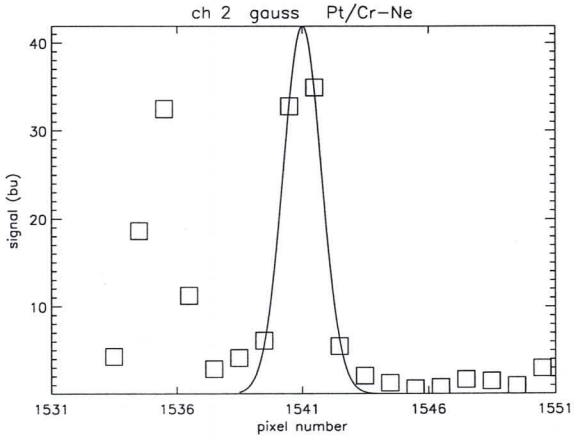
ch 2 gauss Pt/Cr-Ne
signal (bu)
pixel number
1531
1536
1541
1546
1551

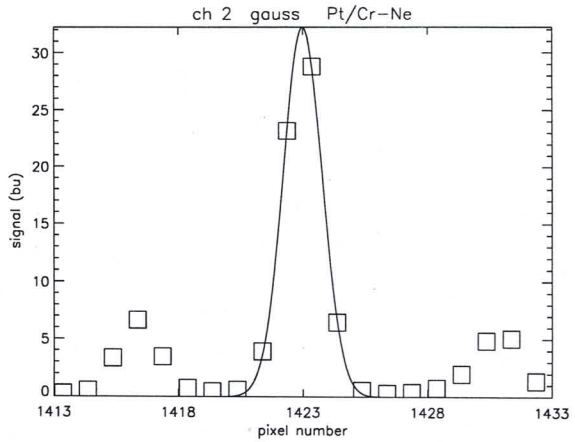
ch 2 gauss Pt/Cr-Ne
signal (bu)
pixel number
0
5
10
15
20
25
30
1413
1418
1423
1428
1433

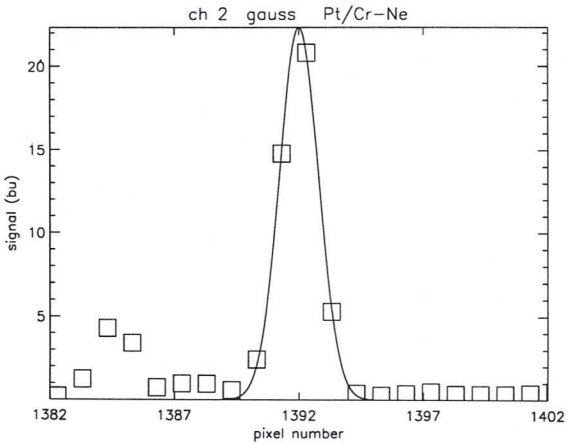
ch 2 gauss Pt/Cr-Ne
signal (bu)
pixel number
5
10
15
20
1382
1387
1392
1397
1402

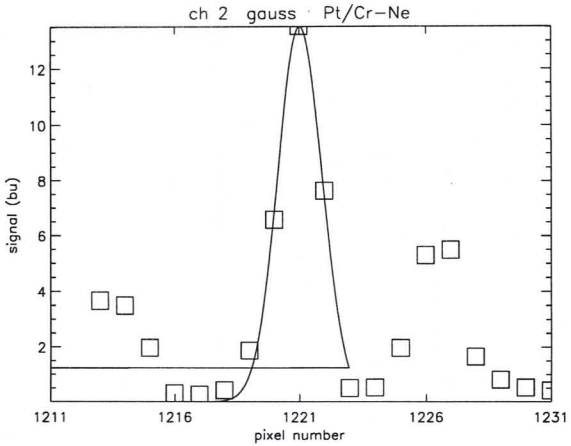
ch 2 gauss Pt/Cr-Ne
signal (bu)
pixel number
2
4
6
8
10
12
1211
1216
1221
1226
1231

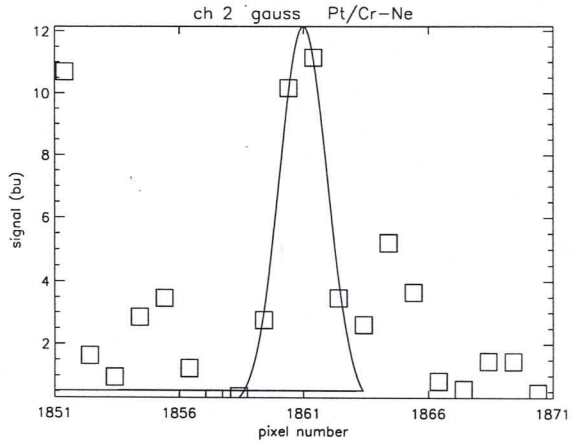
ch 2 gauss Pt/Cr-Ne
signal (bu)
pixel number
1851
1856
1861
1866
1871

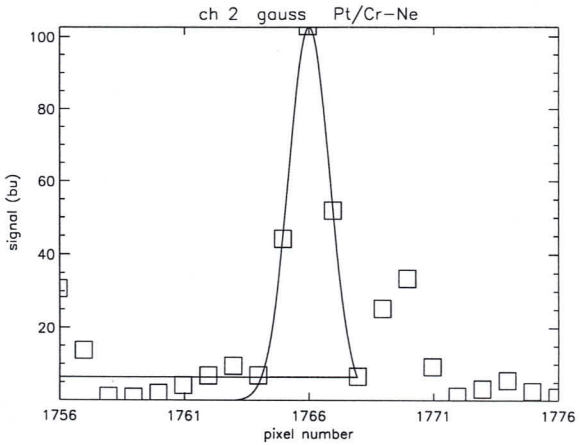
ch 2 gauss Pt/Cr-Ne
signal (bu)
pixel number
1756
1761
1766
1771
1776

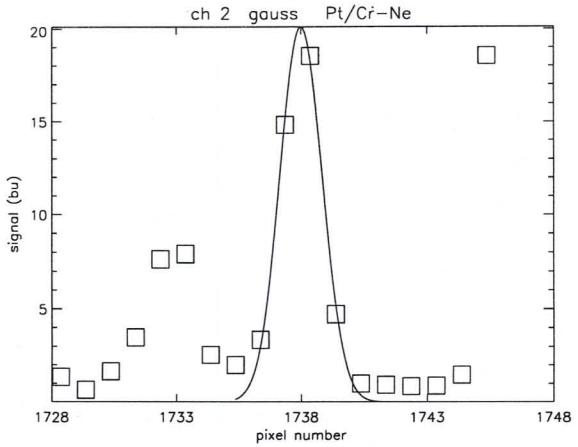
ch 2 gauss Pt/Cr-Ne
signal (bu)
pixel number
1728
1733
1738
1743
1748

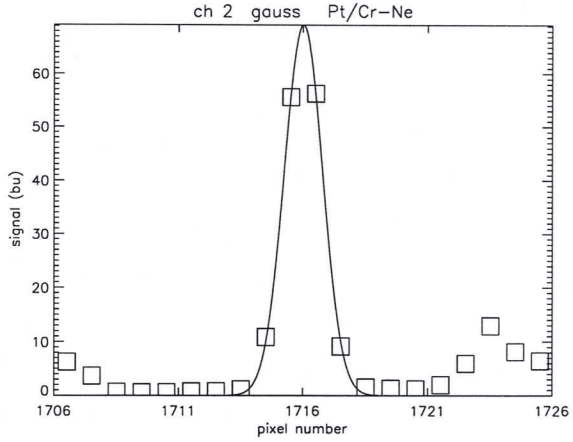
ch 2 gauss Pt/Cr-Ne
signal (bu)
pixel number
1706
1711
1716
1721
1726

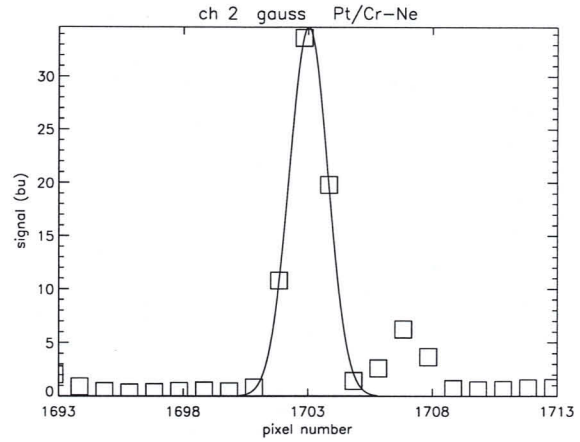
ch 2 gauss Pt/Cr-Ne
signal (bu)
pixel number
1693
1698
1703
1708
1713

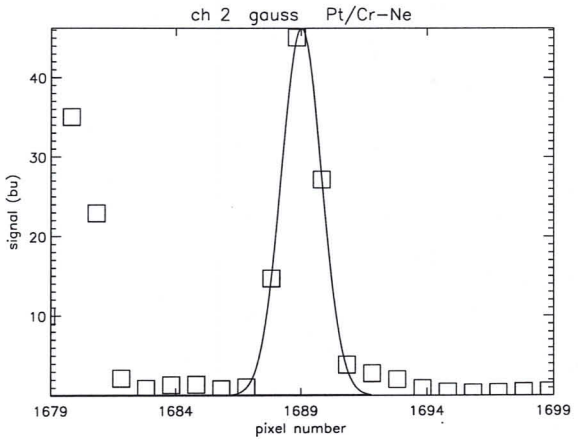
ch 2 gauss Pt/Cr-Ne
signal (bu)
pixel number
1679
1684
1689
1694
1699

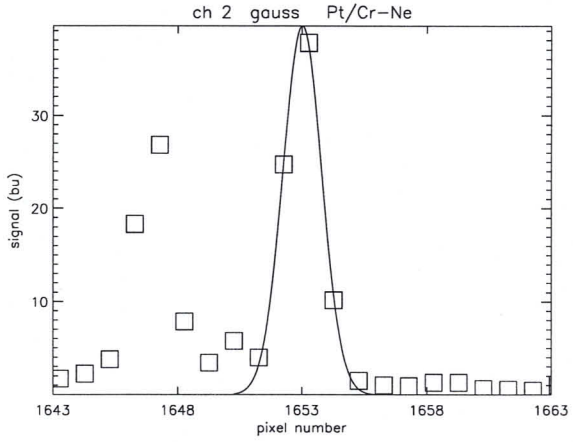
ch 2 gauss Pt/Cr-Ne
signal (bu)
pixel number
1643
1648
1653
1658
1663

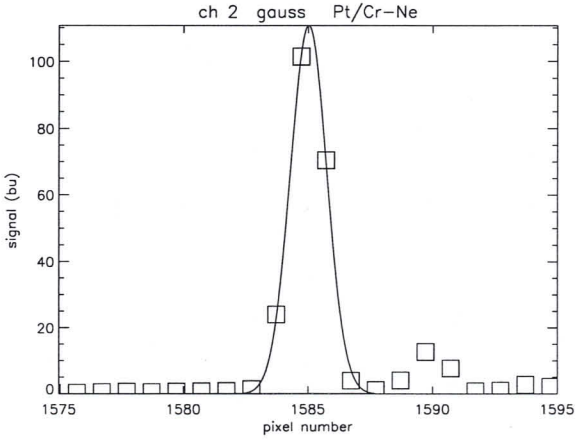
ch 2 gauss Pt/Cr-Ne
signal (bu)
pixel number
1575
1580
1585
1590
1595

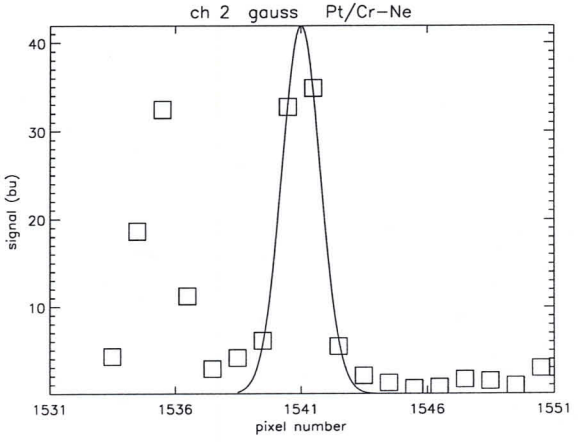
ch 2 gauss Pt/Cr-Ne
signal (bu)
pixel number
1531
1536
1541
1546
1551

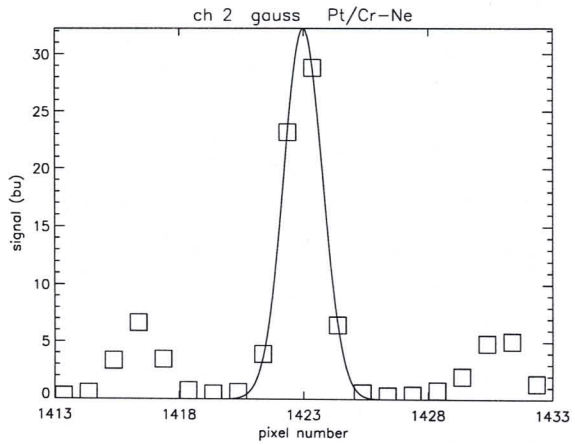
ch 2 gauss Pt/Cr-Ne
signal (bu)
pixel number
1413
1418
1423
1428
1433

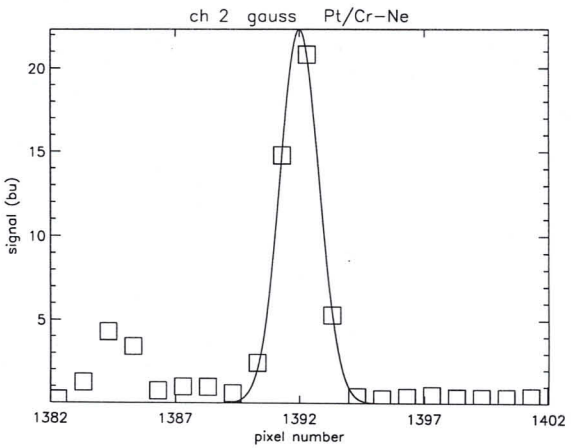
ch 2 gauss Pt/Cr-Ne
signal (bu)
pixel number
1382
1387
1392
1397
1402

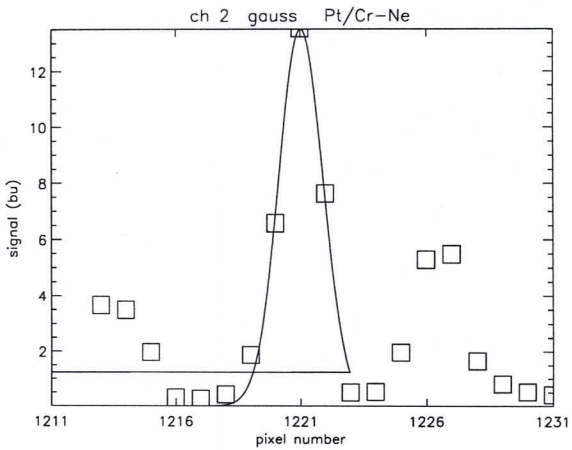
ch 2 gauss Pt/Cr-Ne
signal (bu)
pixel number
1211
1216
1221
1226
1231

Formal Run of Measurement

(Measurement ID) SLS_EXT

Request for Actual Status		(cross out entries that are **not** requested.)
Request for Modification	X	(fill in only entries to be modified)
Request for Run		(no entries = run based on actual default settings)

Scanner Positions

Azimuth	+45,00	deg
Elevation	−45,00	deg

Timeline for each Data Acquisition Period during Measurement

	1	2	3	4	5	6	7	8	9	10
State ID	1									
Repetitions	5									

State Parameters for States used in Timeline (State ID must be given)

Channel	PET [s] or H#	Co-Adding	PET [s] or H#	Co-Adding	PET [s] or H#	Co-Adding	PET [s] or H#	Co-Adding
1a	32	2						
1b	32	2						
2b	32	2						
2a	32	2						
3	1	64						
4	0,5	64						
5	4	16						
6	0,5	64						
7	1	64						
8	1	64						
State ID								

Stimuli Settings for Existing Blocks in Measurement

Block No	Stimuli Setup ID	PPC [deg]	Polarizer [deg]	Shutter open/close	Acquisition Time [s]	Lambda [nm] Start	Stop	Step	Repetition Factor	Message	OS Setup Time [s]

Measurement Data Description

Test Purpose	
Remark	VID 1
Data Directory	

Signatures

	Date	Signature
Issued	13-8-1998	MD
< Performed	13.8.98	

Pagenumber:

LOG SHEET SCIAMACHY CALIBRATION

WLS-EXT §11.2

date/time	description of action	measuremement filename
13.08.98	Compared to first external WLS there	§11.2
1:50 UTC	is a ~~large~~ big difference! (up to almost 100%	
	in ch 7+8)	
	Looks like a wavelength dependent phenomenon.	
	~~We wonder what diffusers the first WLS-EXT~~	
	We investigate the type of diffusers used in the first measurement:	
→	§11-2 (original): 1 suprasil 311 (directory: WLS-EXT/3)	
	§11-2b: 2 suprasil 120 (directory: WLS-EXT/4)	
→→	§11-2c: 2 suprasil 311 (directory: WLS-EXT/5)	
→	§11-2d: (original): 1 suprasil 311 (" : WLS-EXT/6)	
	§11-2b: result (ratio) even worse!	
	§11-2c: result (ratio) also ~~bad~~!	
	§11-2d: compare with §11.2 (1 suprasil 311) also bad!!	
	Thus, two comparable msm, with just 5 hours in between are not reproducible	

Lamp bad?

Two comparable msms.

time between msms: ~5 hours!

Suprasil 311

Suprasil 311

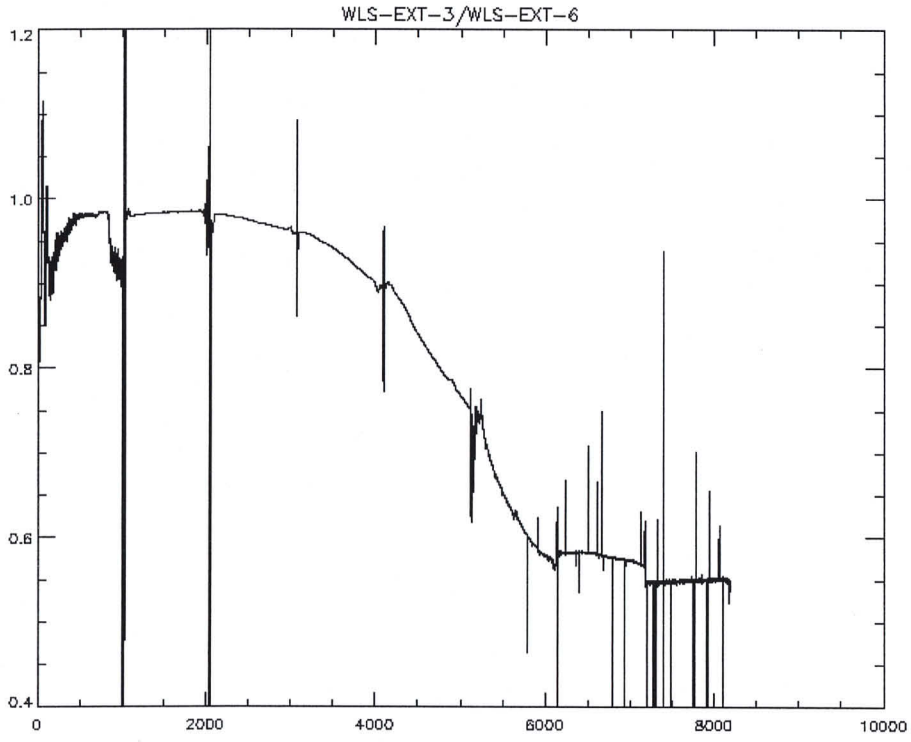

1 suprasil 311.

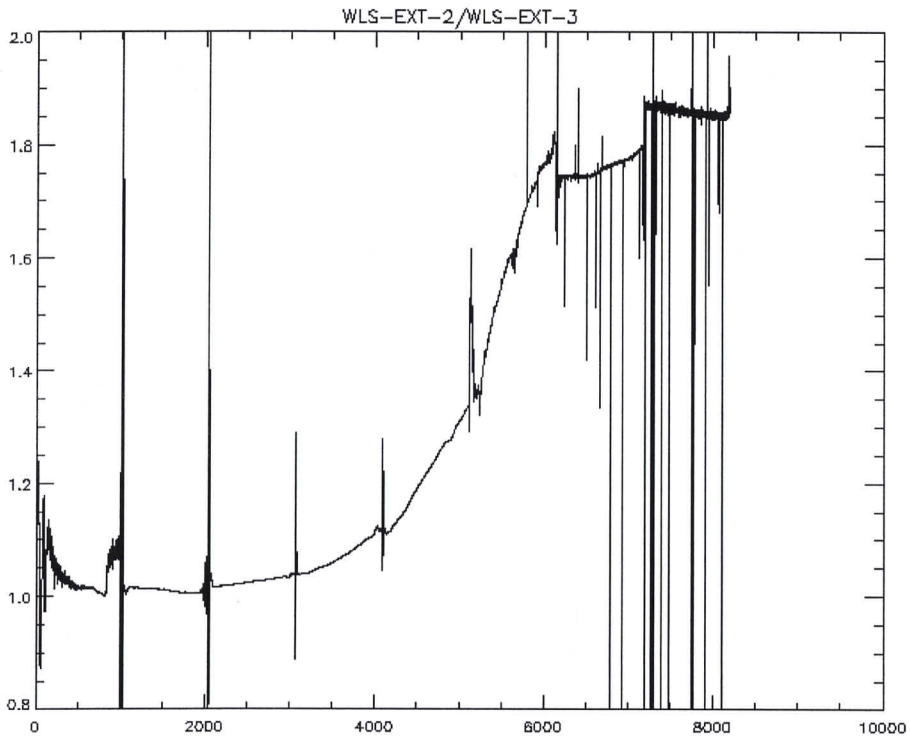

2 suprasil 120

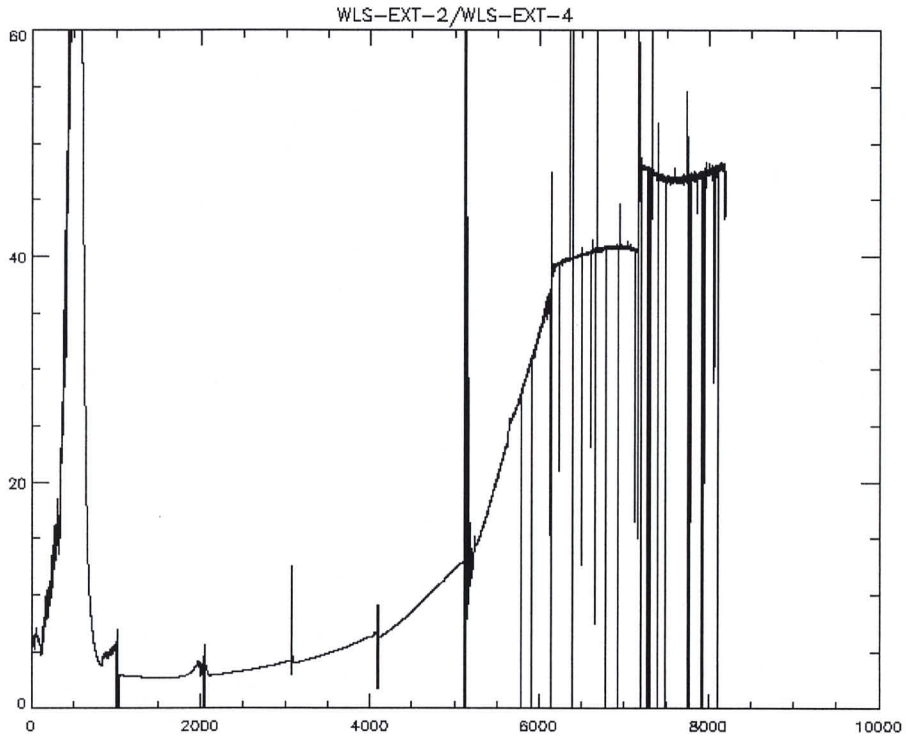

2 suprasil 311

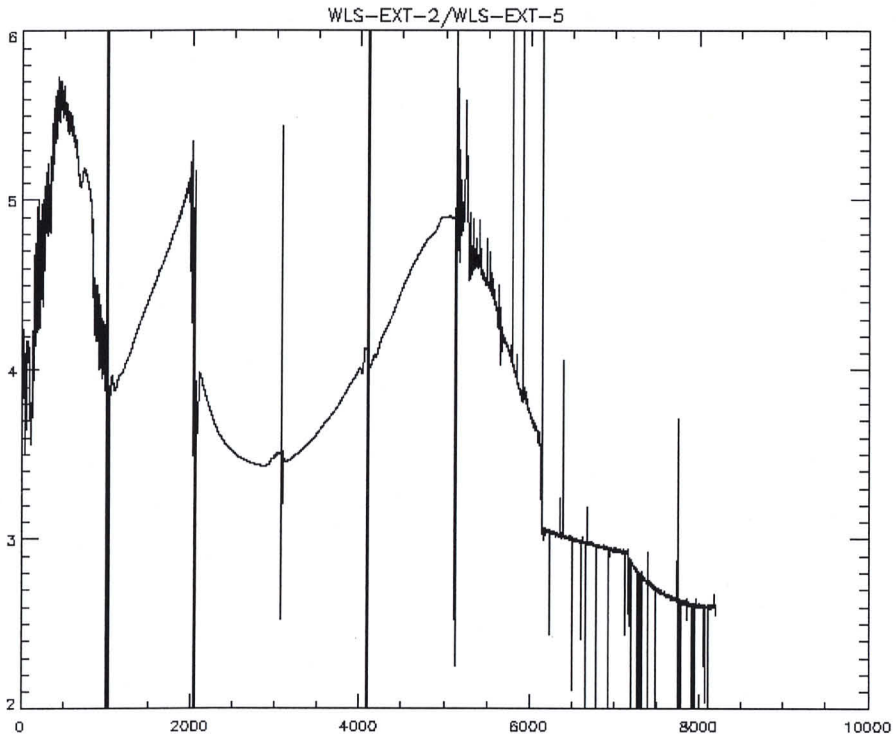

Formal Run of Measurement

(Measurement ID) WLS-EXT

Request for Actual Status		(cross out entries that are **not** requested.)
Request for Modification		(fill in only entries to be modified)
Request for Run	X	(no entries = run based on actual default settings)

step 11-2

Scanner Positions

Azimuth	+45,00	deg
Elevation	~~-45,00~~	deg -45,00

Timeline for each Data Acquisition Period during Measurement

	1	2	3	4	5	6	7	8	9	10
State ID	5									
Repetitions	5									

State Parameters for States used in Timeline (State ID must be given)

Channel	PET [s] or H#	Co-Adding	PET [s] or H#	Co-Adding	PET [s] or H#	Co-Adding	PET [s] or H#	Co-Adding
1a	64	1						
1b	64	1						
2b	8	8						
2a	8	8						
3	0,125	32						
4	0,0625	64						
5	0,03125	64						
6	H5	64						
7	H6	64						
8	H7	64						
State ID								

Stimuli Settings for Existing Blocks in Measurement

Block No	Stimuli Setup ID	PPC [deg]	Polarizer [deg]	Shutter open/close	Acquisition Time [s]	Lambda [nm] Start	Stop	Step	Repetition Factor	Message	OS Setup Time [s]
1	2	15	171,6	Open	1	240	240	0	1	WS1	
2	2	15	85,4	open	1	240	240	0	1	WP1	
3	2	15	85,4	close	1	240	240	0	1	DU1	

Measurement Data Description

Test Purpose	UID 48
Remark	
Data Directory	0224_23.24.19_WLS_EXT

Signatures

	Date	Signature
Issued	12-8-98	
< Performed	12.8.98	

Formal Run of Measurement

(Measurement ID) WLS-EXT

Request for Actual Status		(cross out entries that are **not** requested.) step 11-26
Request for Modification		(fill in only entries to be modified)
Request for Run	X	(no entries = run based on actual default settings)

Scanner Positions

Azimuth	+45.00	deg
Elevation	-45.00	deg

Timeline for each Data Acquisition Period during Measurement

	1	2	3	4	5	6	7	8	9	10
State ID	5									
Repetitions	5									

State Parameters for States used in Timeline (State ID must be given)

Channel	PET [s] or H#	Co-Adding	PET [s] or H#	Co-Adding	PET [s] or H#	Co-Adding	PET [s] or H#	Co-Adding
1a	64	1						
1b	64	1						
2b	8	8						
2a	8	8						
3	0,125	32						
4	0,0625	64						
5	0,03125	64						
6	H5	64						
7	H6	64						
8	H7	64						
State ID								

WLS-EXT/4

2 suprasil 3## R0

Stimuli Settings for Existing Blocks in Measurement

Block No	Stimuli Setup ID	PPC [deg]	Polarizer [deg]	Shutter open/close	Acquisition Time [s]	Lambda [nm] Start	Stop	Step	Repetition Factor	Message	OS Setup Time [s]
1	2	15	121.6	Open	1	240	240	0	1	WL1	
2	2	15	85.4	Open	1	240	240	0	1	WP1	
3	2	15	85.4	Close	1	240	240	0	1	DU1	

Measurement Data Description

Test Purpose	UID 48
Remark	
Data Directory	0225_02.13.41_WLS-EXT

Signatures

	Date	Signature
Issued	13-8-98	
< Performed	13.8.98	

Formal Run of Measurement

(Measurement ID) WLS-EXT

Step 11-2c

Request for Actual Status		(cross out entries that are **not** requested.)
Request for Modification		(fill in only entries to be modified)
Request for Run	X	(no entries = run based on actual default settings)

Scanner Positions

Azimuth	+ 45.00	deg
Elevation	- 45.00	deg

Timeline for each Data Acquisition Period during Measurement

	1	2	3	4	5	6	7	8	9	10
State ID	5									
Repetitions	5									

State Parameters for States used in Timeline (State ID must be given)

Channel	PET [s] or H#	Co-Adding	PET [s] or H#	Co-Adding	PET [s] or H#	Co-Adding	PET [s] or H#	Co-Adding
1a	64	1						
1b	64	1						
2b	8	8						
2a	8	8						
3	0.125	32						
4	0.0625	64						
5	0.03125	64						
6	H5	64						
7	H6	64						
8	H7	64						
State ID								

WLS-EXT/5

2supra/811

Stimuli Settings for Existing Blocks in Measurement

Block No	Stimuli Setup ID	PPC [deg]	Polarizer [deg]	Shutter open/close	Acquisition Time [s]	Lambda [nm] Start	Stop	Step	Repetition Factor	Message	OS Setup Time [s]
	Same as the previous sheet.										

Measurement Data Description

Test Purpose	WID 48
Remark	
Data Directory	0225_03.19.18_WLS_EXT

Signatures

	Date	Signature
Issued	13-8-98	
< Performed	13.8.98	

Formal Run of Measurement

(Measurement ID) WLS-EXT

Step 11-2d

Request for Actual Status		(cross out entries that are **not** requested.)
Request for Modification		(fill in only entries to be modified)
Request for Run		(no entries = run based on actual default settings)

Scanner Positions

Azimuth	+45.00	deg
Elevation	-45.00	deg

Timeline for each Data Acquisition Period during Measurement

	1	2	3	4	5	6	7	8	9	10
State ID	5									
Repetitions	5									

State Parameters for States used in Timeline (State ID must be given)

Channel	PET [s] or H#	Co-Adding	PET [s] or H#	Co-Adding	PET [s] or H#	Co-Adding	PET [s] or H#	Co-Adding
1a	64	1						
1b	64	1						
2b	8	8						
2a	8	8						
3	0.125	32						
4	0.0625	64						
5	0.03125	64						
6	H5	64						
7	H6	64						
8	H7	64						
State ID								

Stimuli Settings for Existing Blocks in Measurement

Block No	Stimuli Setup ID	PPC [deg]	Polarizer [deg]	Shutter open/close	Acquisition Time [s]	Lambda [nm] Start	Stop	Step	Repetition Factor	Message	OS Setup Time [s]
		Same as the previous Sheet.									

Measurement Data Description

Test Purpose	WID 48
Remark	
Data Directory	0225_04.26.12_WLS_EXT

Signatures

	Date	Signature
Issued	13.8.98	
< Performed	13.8.98	

WLS-EXT-4

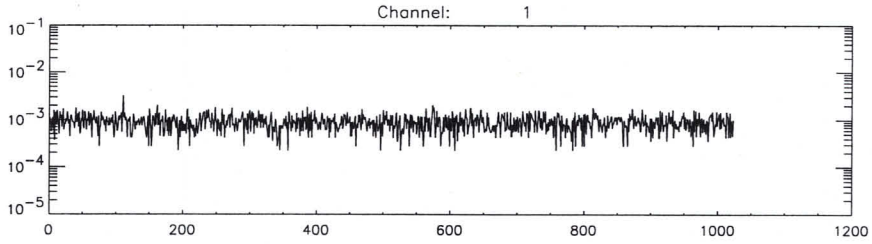
Channel: 1

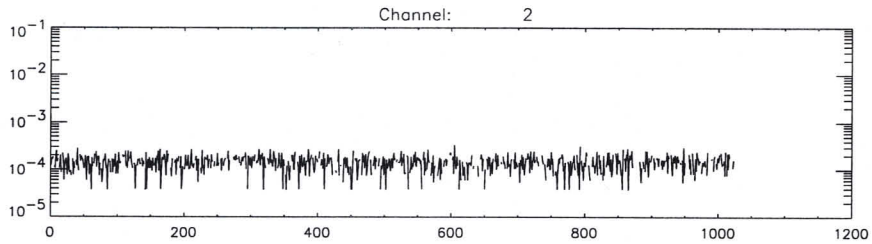
Channel: 2

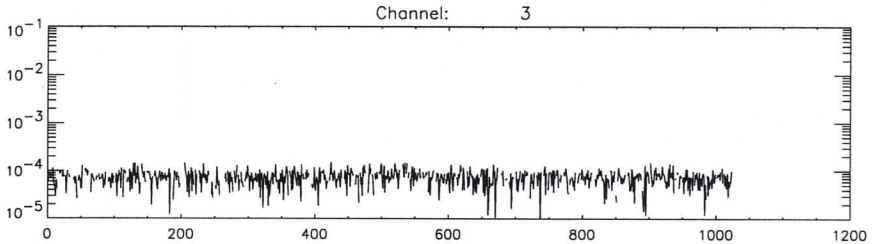
Channel: 3

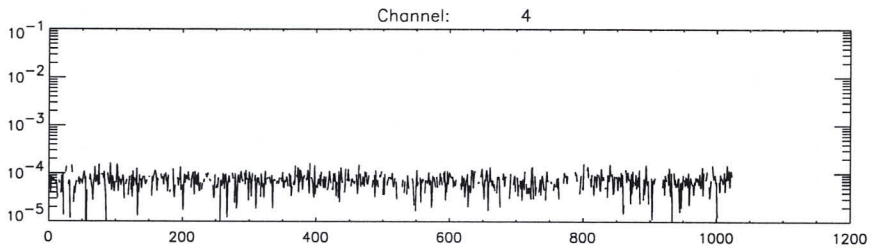
Channel: 4

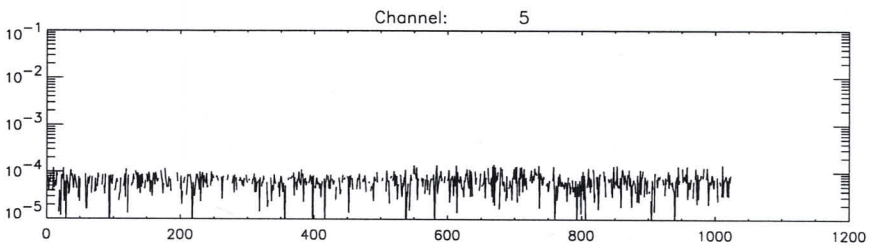
Channel: 5

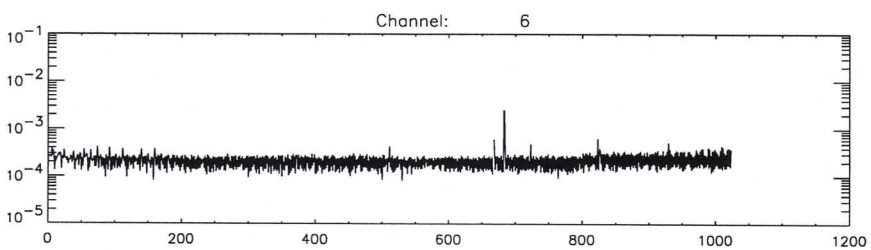
Channel: 6

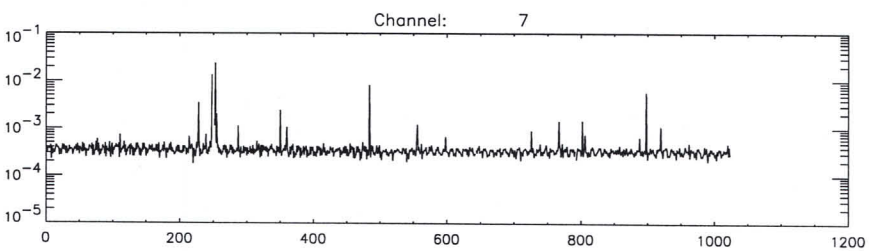
Channel: 7

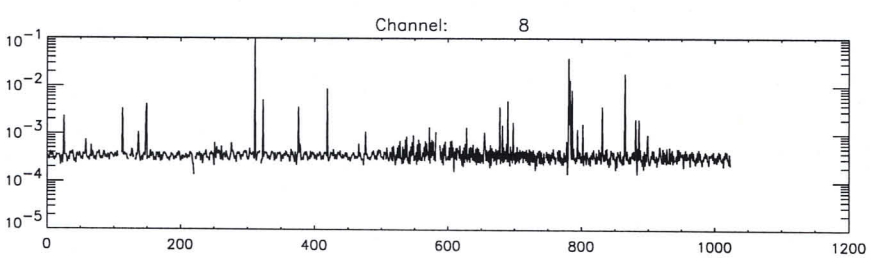
Channel: 8

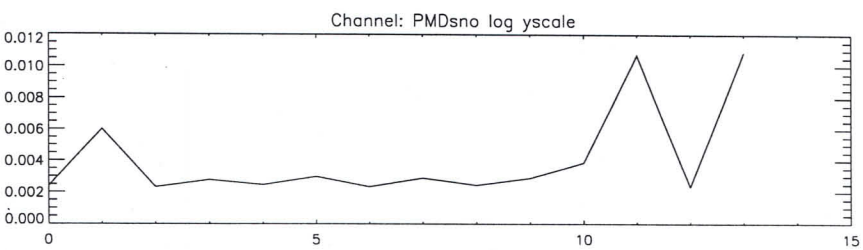
Channel: PMDsno log yscale

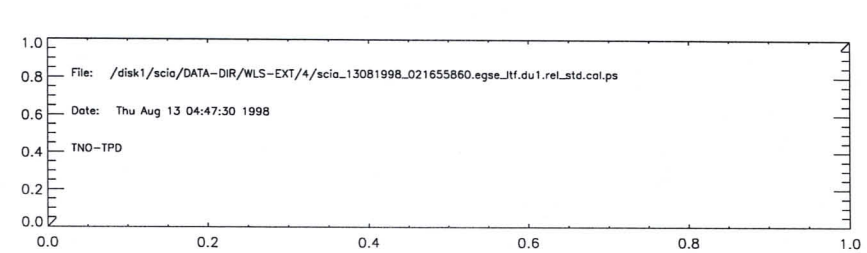
File: /disk1/scia/DATA-DIR/WLS-EXT/4/scia_13081998_021655860.egse_ltf.du1.rel_std.cal.ps
Date: Thu Aug 13 04:47:30 1998
TNO-TPD

WLS-EXT-4

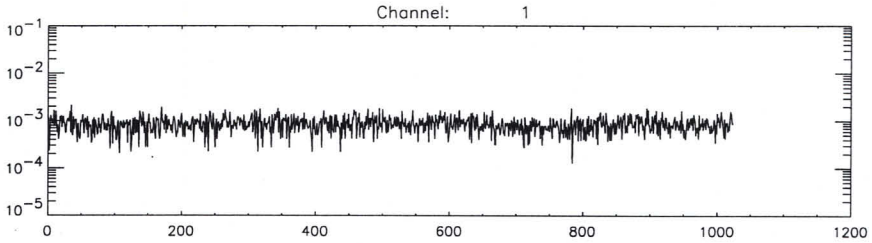
Channel: 1

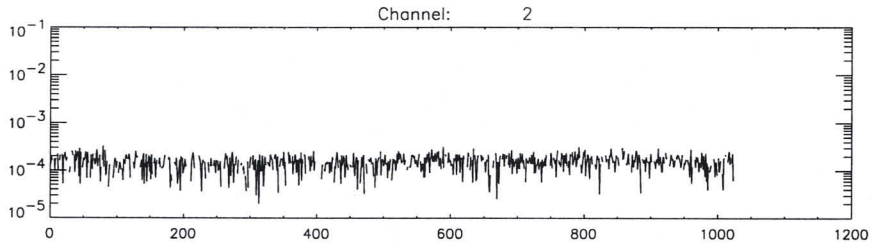
Channel: 2

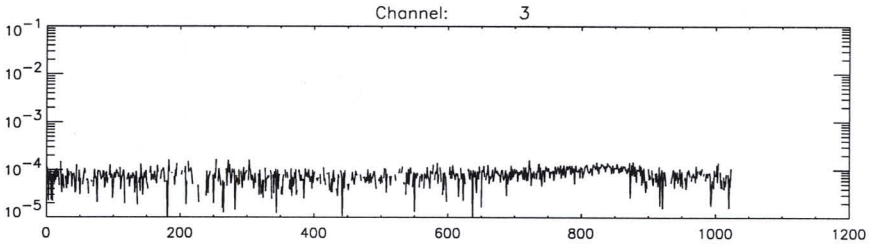
Channel: 3

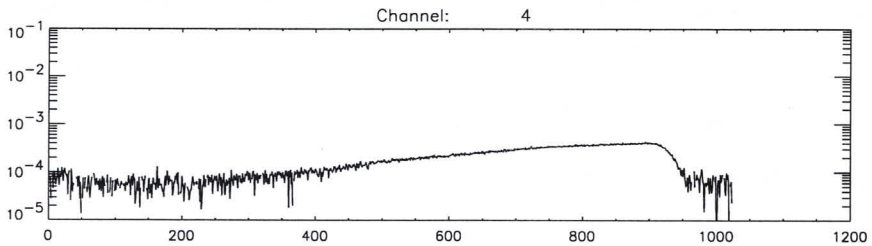
Channel: 4

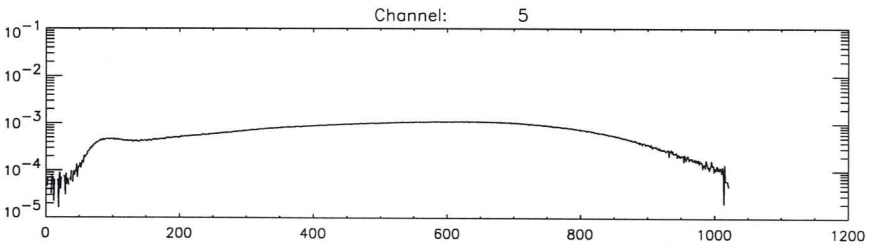
Channel: 5

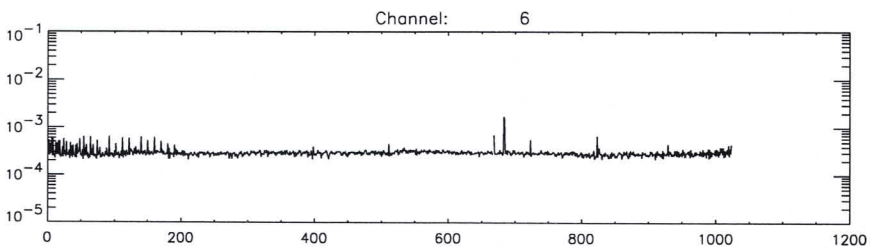
Channel: 6

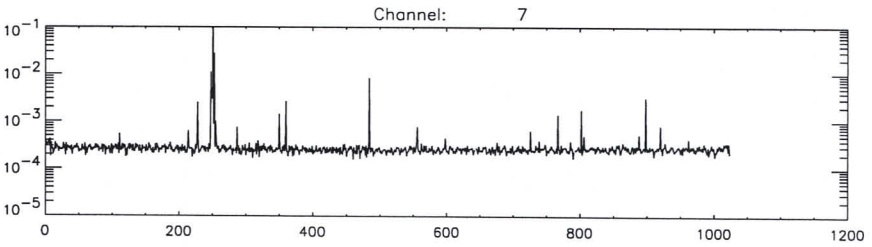
Channel: 7

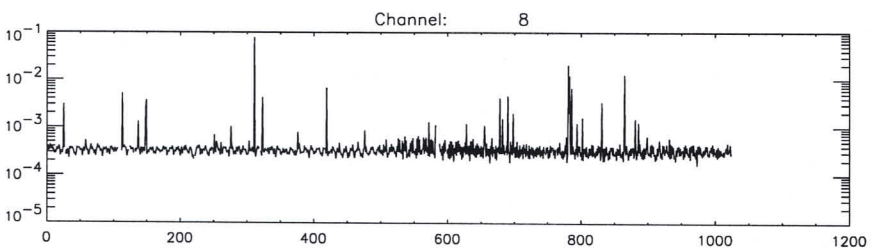
Channel: 8

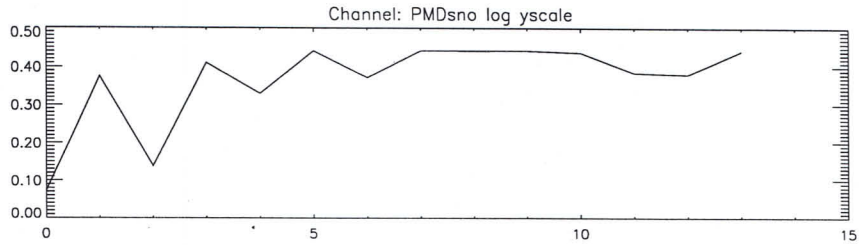
Channel: PMDsno log yscale

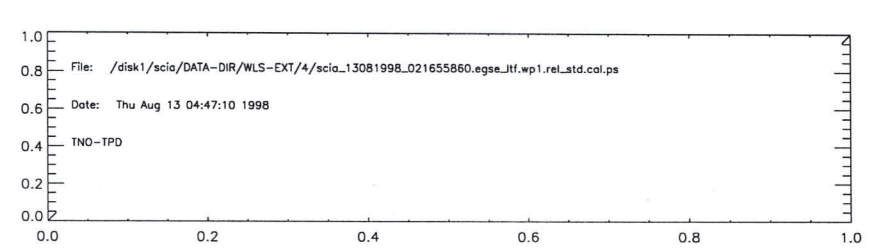
File: /disk1/scia/DATA-DIR/WLS-EXT/4/scia_13081998_021655860.egse_ltf.wp1.rel_std.cal.ps
Date: Thu Aug 13 04:47:10 1998
TNO-TPD

WLS-EXT-4.

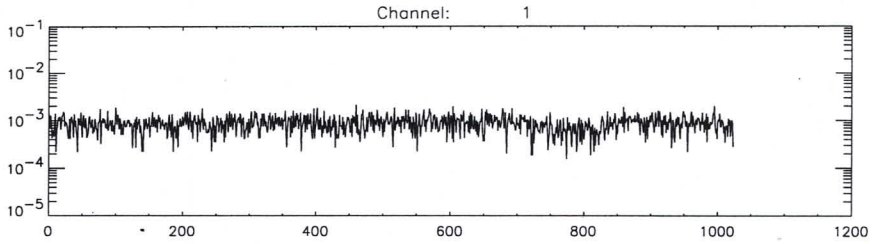
Channel: 1

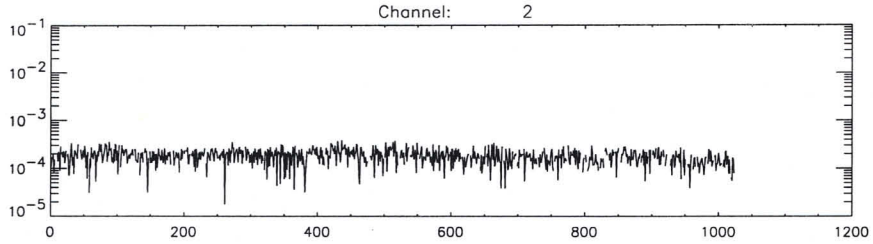
Channel: 2

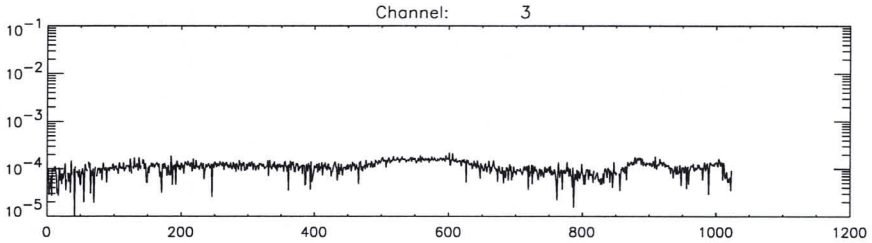
Channel: 3

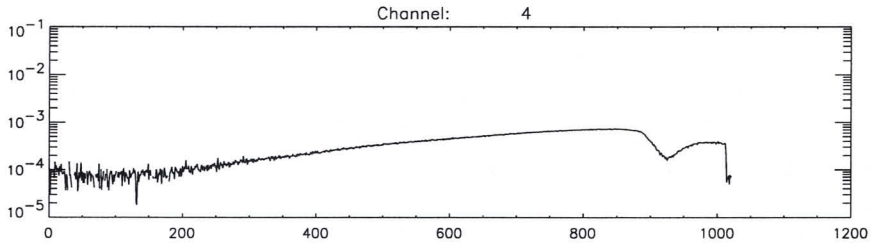
Channel: 4

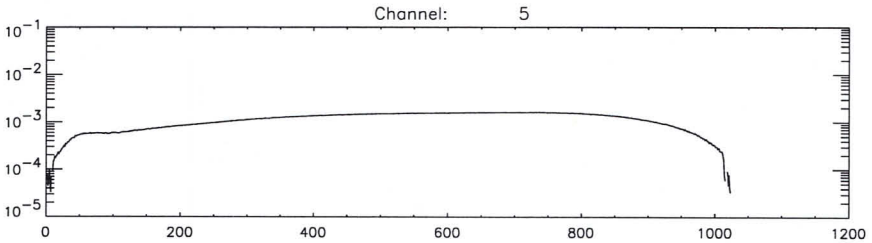
Channel: 5

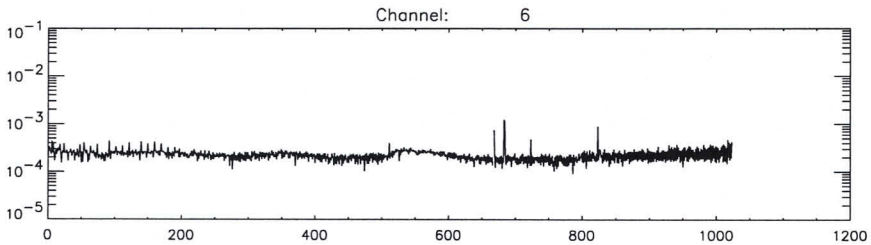
Channel: 6

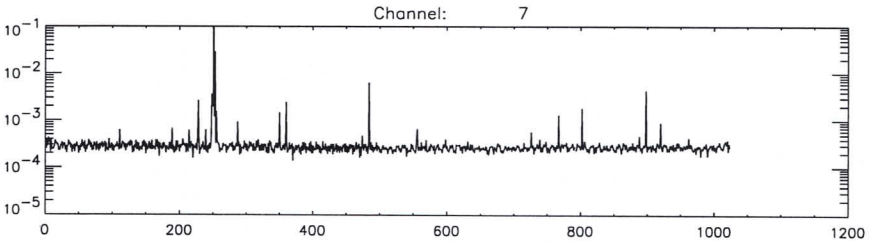
Channel: 7

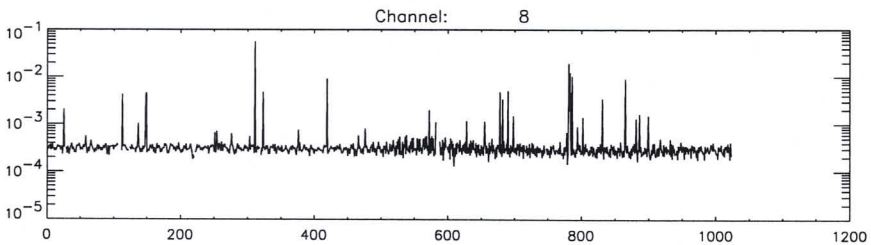
Channel: 8

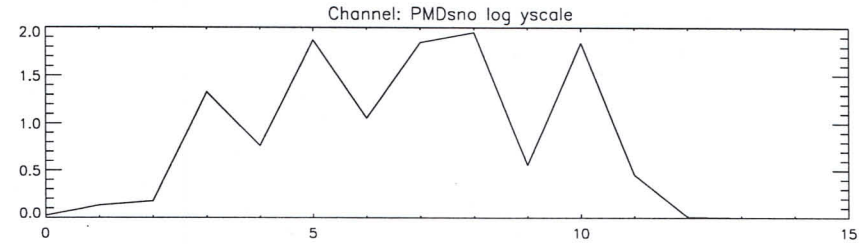
Channel: PMDsno log yscale

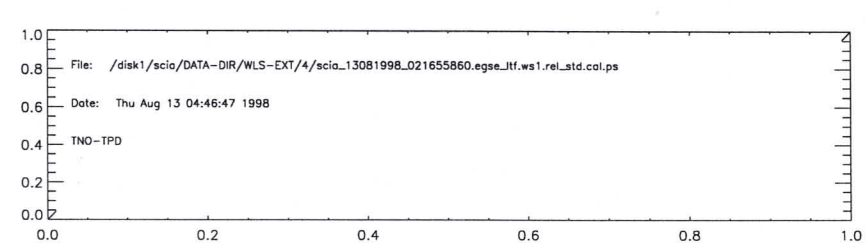
File: /disk1/scia/DATA-DIR/WLS-EXT/4/scia_13081998_021655860.egse_ltf.ws1.rel_std.cal.ps
Date: Thu Aug 13 04:46:47 1998
TNO-TPD

Etalon -external

STEP	ACTION	RESULT	MARKER
Intro	Your name: Date:	Gerard A Hier 13-2-1998	
	What's the name of the (main) data input files generated by the EGSE? `(*.dat)`	sci2_1208[illegible]998_2 32727862	(A)
	Setup a three-window configuration on your SUN.		See course descr.
Cnstr directory	`cd ~/DATA-DIR/WLS ; ls -l` highest number in directory?	-EXT 2	Note: In window DATA-DIR (B)
	New directory: `mkdir <B+1>` `ls -l` What's now the highest number in directory? <C> should be <B> + 1 directory name is:	3 (Y) / N EXT ~/DATA-DIR/WLS/<C>	(Do this only when you haven't already a directory with the source file for PPG purposes.) (C) (DIR-NAME)
Copy data	See Analysis sheet: Transfer Data File	(Y) / N	In DATA-DIR window
Cnstr correction directory	`ls -l ~/DATA-DIR/CORR` If there isn't a subdirectory corresponding to the current date, then construct a CORRECTION directory (see: analysis sheet Construct CORR directory). What is the valueof the correction subdirectory corresponding to the current date. When running the ETALON analysis, you will be asked to select this direcotory when storing the resulting ETALON correction file.		In DATA-DIR Window

Etalon -external-

Cnstr EGSE_LTF	`cal_raw2ltf .` (Error messages are not necessarily fatal; check with SOLAN --in solan window-- whether output file is okay: there should be a signal present, and `dremark1` labels should be filled) `ls -l *.egse_ltf` What's the name of the egse_ltf file scia_12081998_2 32727862 (D) `<D> should be <A>.egse_ltf` (Y) / N	Note: In window DATA-DIR; your current directory should be ~/DATA-DIR/WLS/<C >; don't forget the dot !!! May take more than 15 mins.
Cnstr CAL files	`idl run_averscia` (and select file <D> when asked)	Note: In window IDL
Check CAL files	Dark files: `ls -l *du*.avg.cal` size: ~146 kb	In DATA-DIR window should be approx 150Kb
	White light file: `ls -l *wu*.avg.cal` (WP WS) size: ~146 kb ~146 kb	should be approx 150Kb
	Note: all files should be present, if not: (a) Check file <D> using SOLAN and check whether DU, WS and WP labels are present in dremark1 labels (b) Check if enough disk space is available (Unix command `df -k | more`).	
Print postscript	Print postscript files: `lpr -P<printer> *.ps` Contents dark file `*du*.avg.cal.ps` should be approx. constant within channels: (Y) / N Contents of file `*wu*.avg.cal.ps` (WP WS) should resemble white light source: (Y) / N	

	Contents of `*rel_std*.ps` files should be smaller than 0.01 (pixel 300 -- 800) for all channels. If not, value is:	Y / N _____
	Add postscript images to logbook, done	Y / N
Print logfiles	`lpr -P<printer> *.log` Add logfiles to logbook, done	Y / N

ETALON processing

Run ETALON	`idl do_etalon` (*)		In IDL window
Check ETALON	`ls -l <DIR-NAME>/*`		In DATA-DIR window should be approx 150Kb
	Size of file `*.du*.avg.cal.etalon.cal`	_____	
Check ETALON visually	`lpr -P<printer> *.du*.avg.cal.etalon.cal.ps` Value of ETALON should show only a small variation around 1.0 (like noise).	Y / N	
	Add postscript images to logbook, done	Y / N	
Print logfiles	`lpr -P<printer> *.du*.avg.cal.etalon.cal.log` Add logfiles to logbook, done	Y / N	

Back up	Create 3 sets of backup CDs of directory <DIR-NAME> (One CD has a capacity of 600 Mbytes, the UNIX command `/usr/bin/du -k .` gives the number of kilo bytes in the current directory). Name of backup CDs	_____	See analysis sheet BackUp

---

Sign: Name _____

Date and time _____

Signature _____

STEP	ACTION	RESULT	MARKER
Intro	Your name: Date:	Gerard Otter 13-8-1998	
	What's the name of the (main) data input files that you want to store on the SUN named `scia6`?	scia-12081998_233727862.dat (A)	
	Setup a three-window configuration on your SUN.		See course descr.
Do Transfer	Be sure that you are in the directory you want your files in ftp <internet-address>, where you can find the address of the PC in the file `/etc/hosts` (entry: cdwpc). The address will also be next to you on paper (most probably). When asked for user, fill in: `anonymous`, when asked for an email address, fill in your email address on TPD. Set in binary: `binary` `mget *` (and return `y` to every file). `bye`		In DATA-DIR window In DATA window Approx. 140 kB

Sign:

Name	Gerard Otter
Date and time	13-08-1998
Signature	

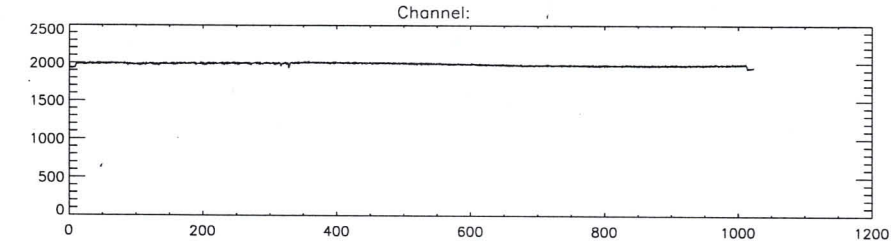
Channel:

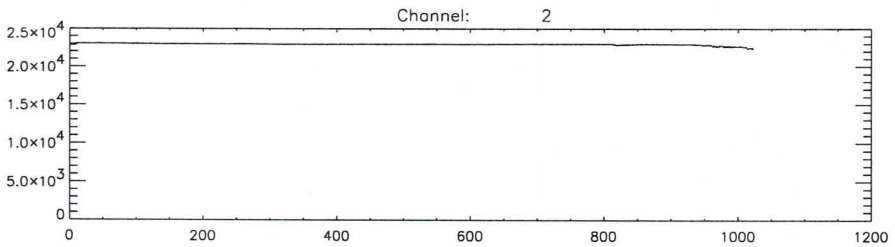
Channel: 2

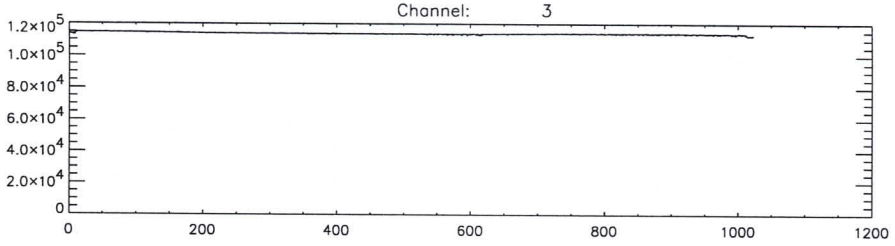
Channel: 3

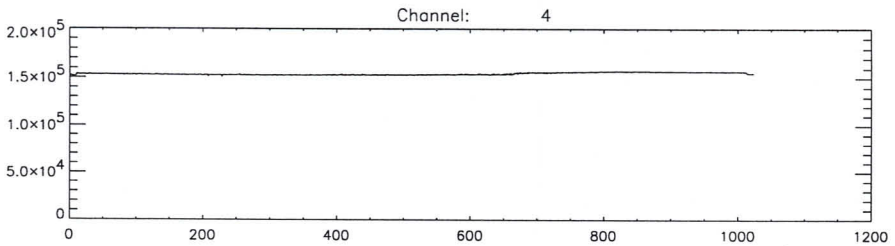
Channel: 4

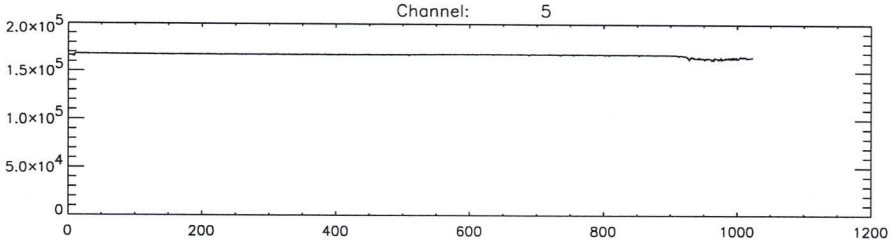
Channel: 5

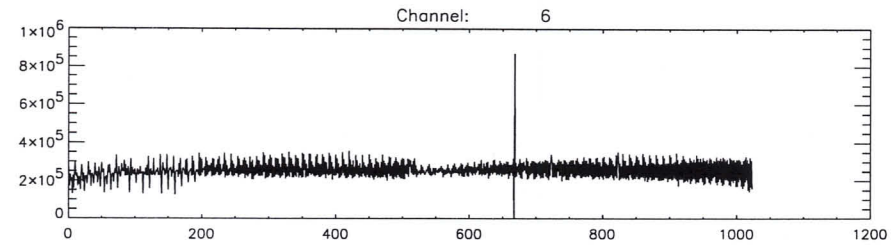
Channel: 6

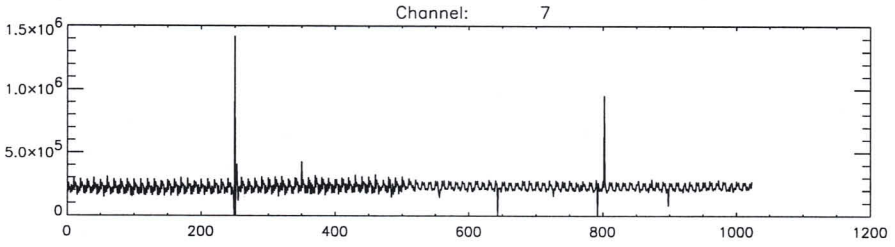
Channel: 7

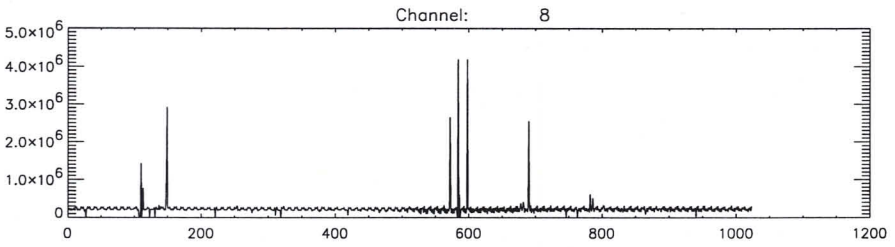
Channel: 8

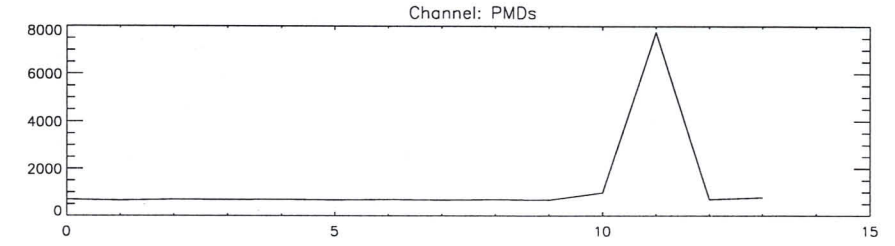
Channel: PMDs

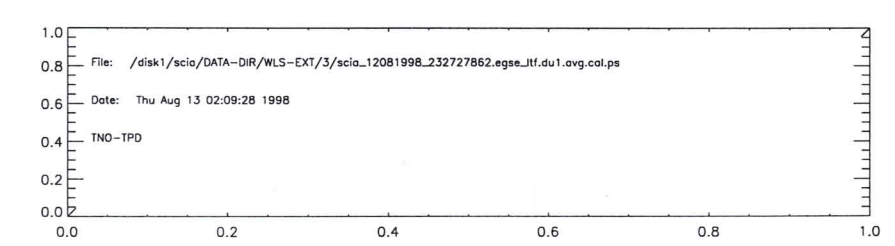
File: /disk1/scia/DATA-DIR/WLS-EXT/3/scia_12081998_232727862.egse_itf.du1.avg.cal.ps
Date: Thu Aug 13 02:09:28 1998
TNO-TPD

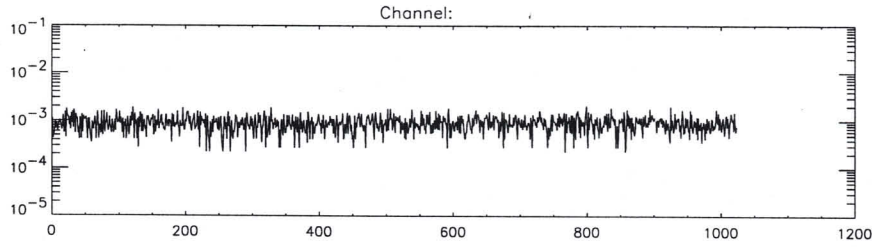
Channel:

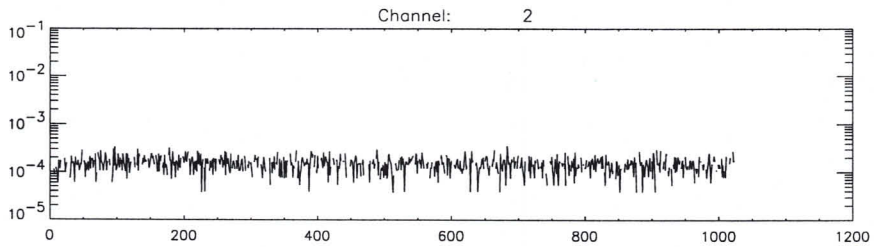
Channel: 2

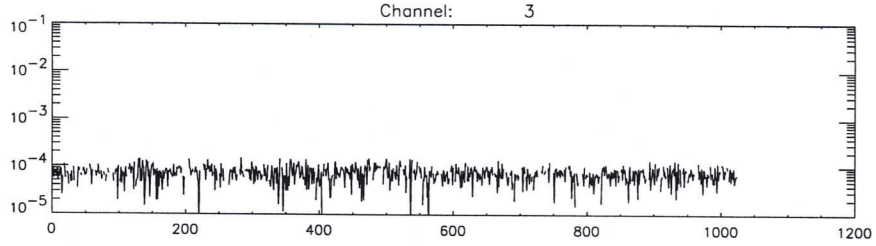
Channel: 3

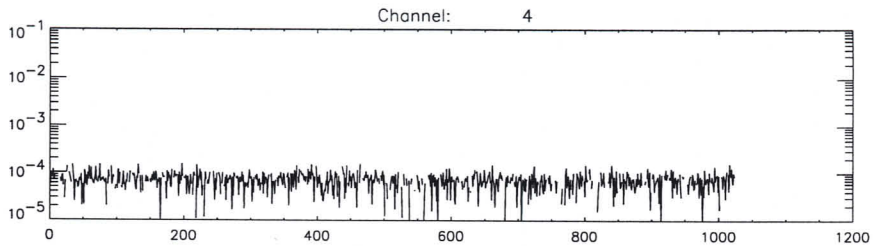
Channel: 4

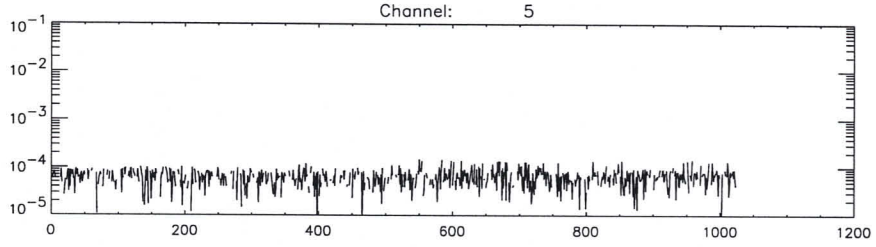
Channel: 5

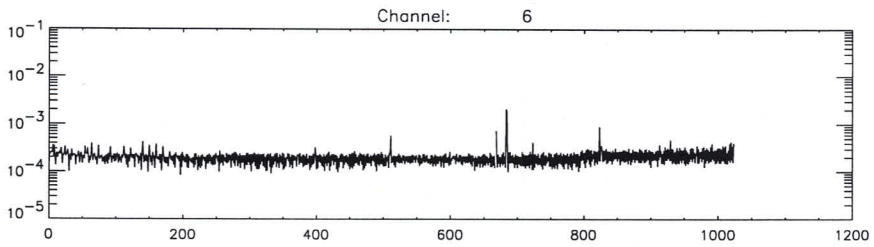
Channel: 6

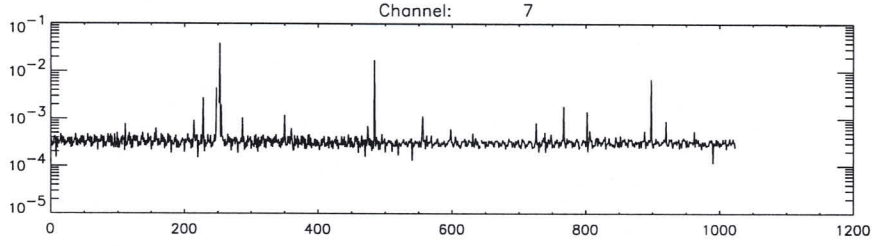
Channel: 7

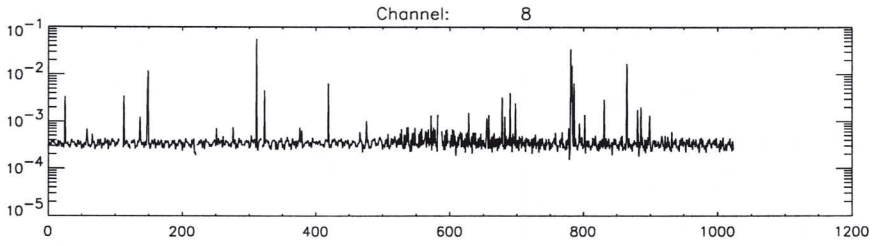
Channel: 8

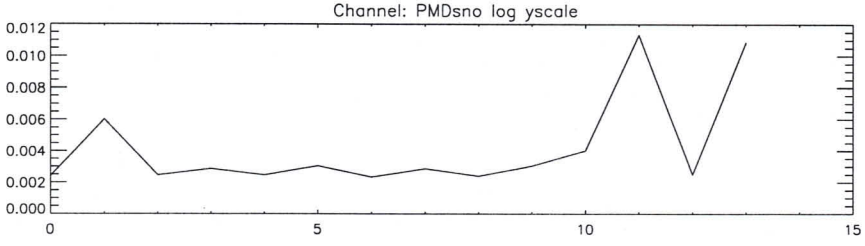
Channel: PMDsno log yscale

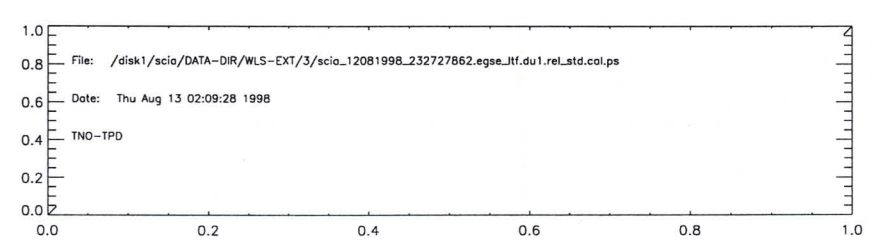
File: /disk1/scia/DATA-DIR/WLS-EXT/3/scia_12081998_232727862.egse_ltf.du1.rel_std.col.ps
Date: Thu Aug 13 02:09:28 1998
TNO-TPD

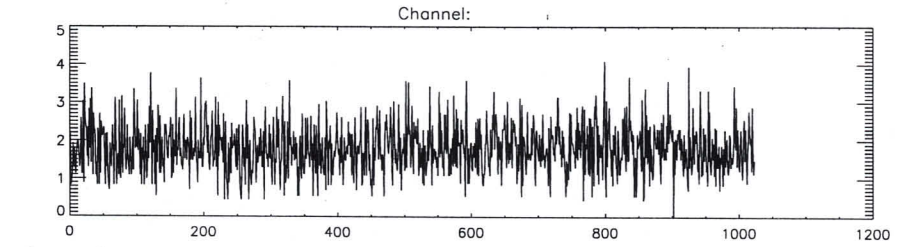
Channel:
0 1 2 3 4 5
0 200 400 600 800 1000 1200

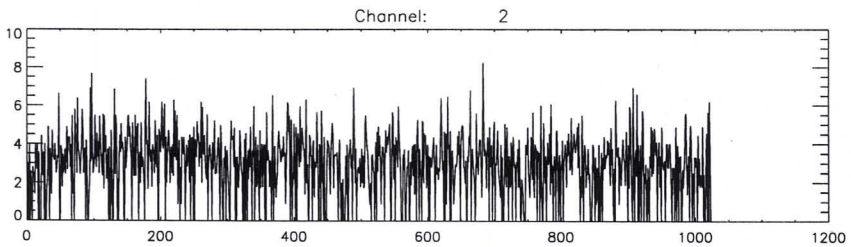
Channel: 2
0 2 4 6 8 10
0 200 400 600 800 1000 1200

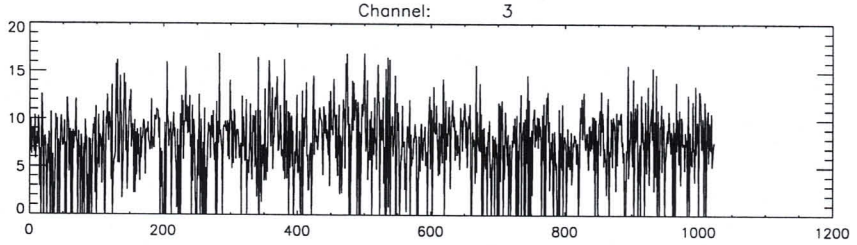
Channel: 3
0 5 10 15 20
0 200 400 600 800 1000 1200

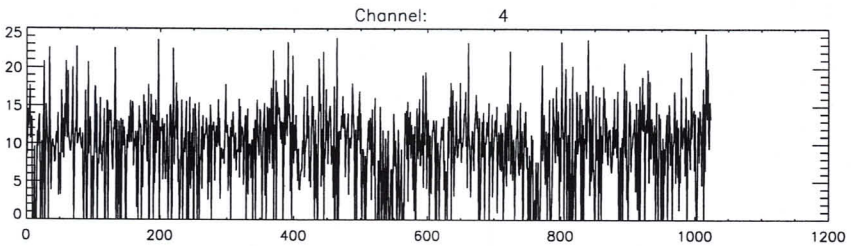
Channel: 4
0 5 10 15 20 25
0 200 400 600 800 1000 1200

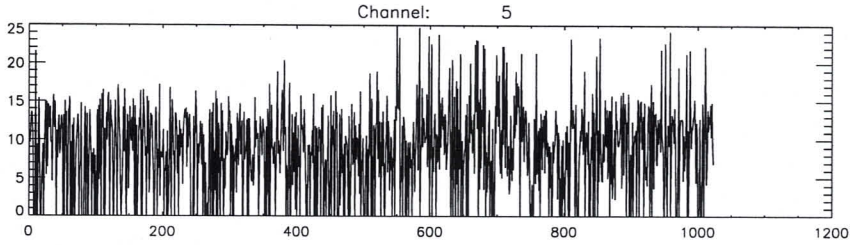
Channel: 5
0 5 10 15 20 25
0 200 400 600 800 1000 1200

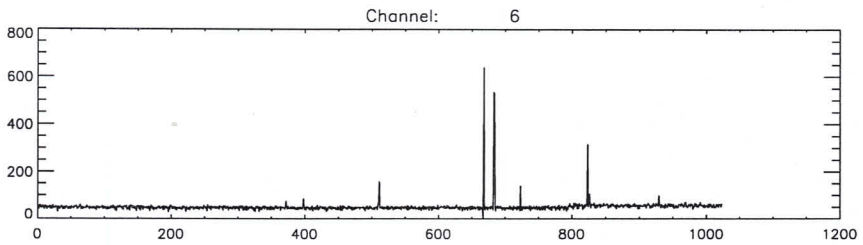
Channel: 6
0 200 400 600 800
0 200 400 600 800 1000 1200

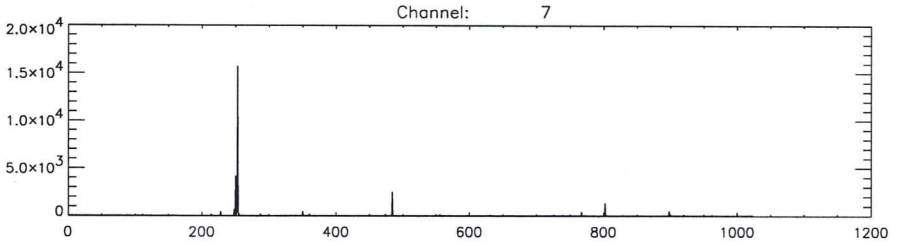
Channel: 7
0 5.0x10^3 1.0x10^4 1.5x10^4 2.0x10^4
0 200 400 600 800 1000 1200

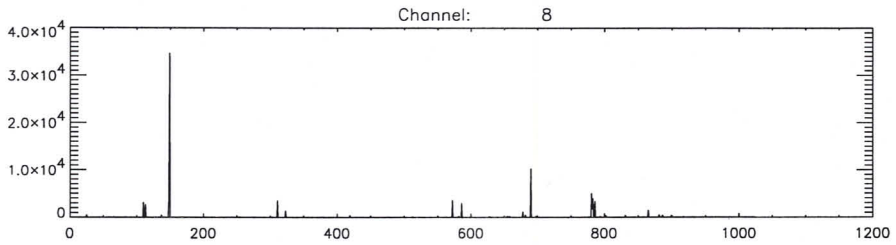
Channel: 8
0 1.0x10^4 2.0x10^4 3.0x10^4 4.0x10^4
0 200 400 600 800 1000 1200

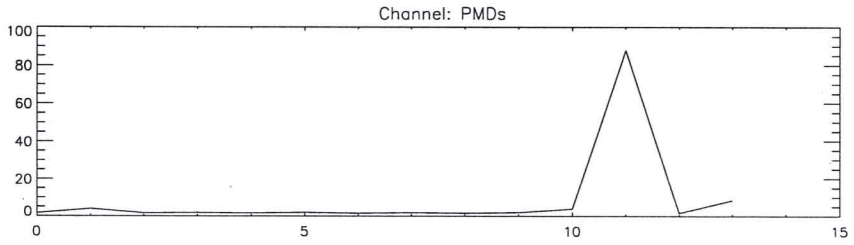
Channel: PMDs
0 20 40 60 80 100
0 5 10 15

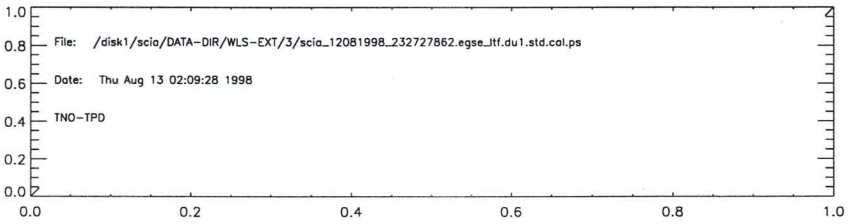
File: /disk1/scia/DATA-DIR/WLS-EXT/3/scia_12081998_232727862.egse_ltf.du1.std.cal.ps
Date: Thu Aug 13 02:09:28 1998
TNO-TPD
0.0 0.2 0.4 0.6 0.8 1.0
0.0 0.2 0.4 0.6 0.8 1.0

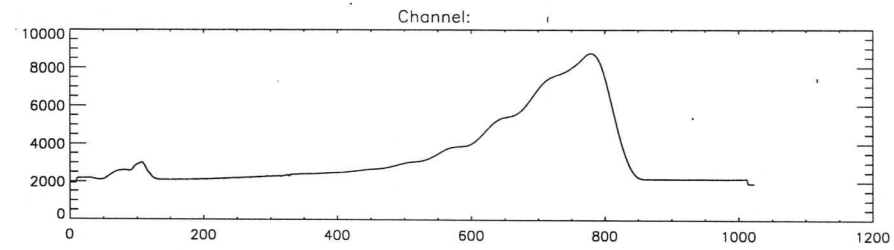
Channel:
10000
8000
6000
4000
2000
0
0
200
400
600
800
1000
1200

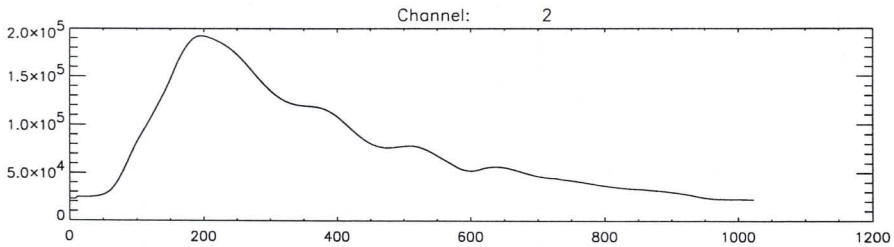
Channel: 2
2.0x10^5
1.5x10^5
1.0x10^5
5.0x10^4
0
0
200
400
600
800
1000
1200

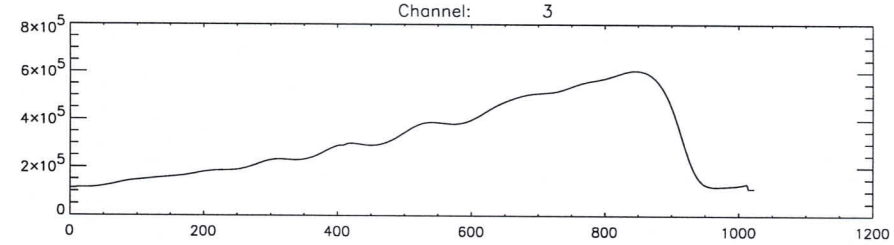
Channel: 3
8x10^5
6x10^5
4x10^5
2x10^5
0
0
200
400
600
800
1000
1200

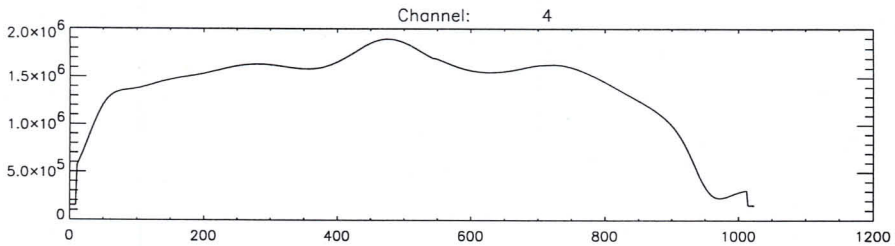
Channel: 4
2.0x10^6
1.5x10^6
1.0x10^6
5.0x10^5
0
0
200
400
600
800
1000
1200

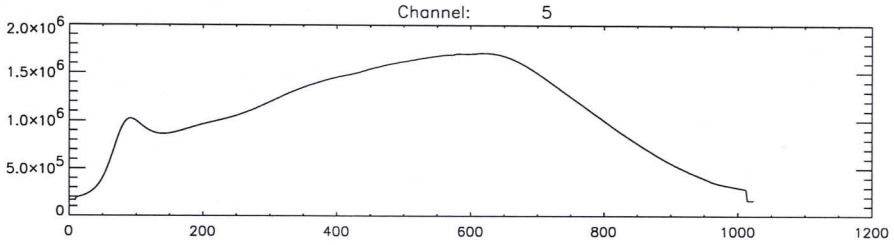
Channel: 5
2.0x10^6
1.5x10^6
1.0x10^6
5.0x10^5
0
0
200
400
600
800
1000
1200

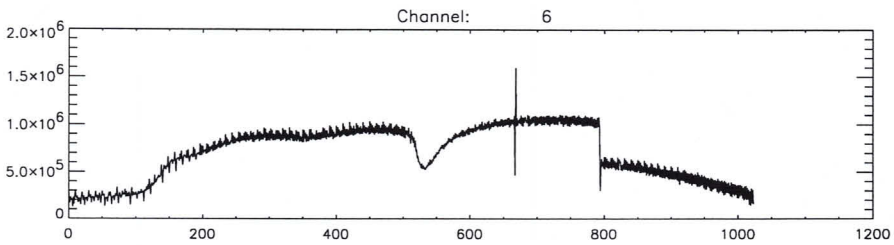
Channel: 6
2.0x10^6
1.5x10^6
1.0x10^6
5.0x10^5
0
0
200
400
600
800
1000
1200

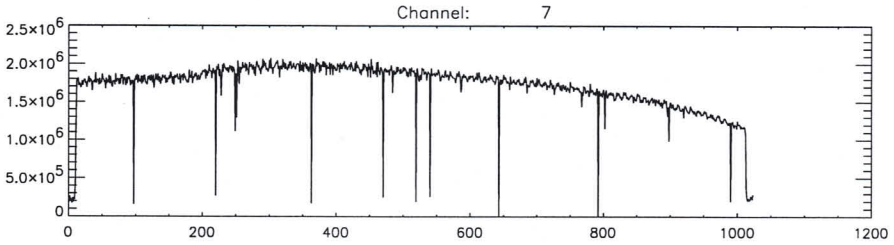
Channel: 7
2.5x10^6
2.0x10^6
1.5x10^6
1.0x10^6
5.0x10^5
0
0
200
400
600
800
1000
1200

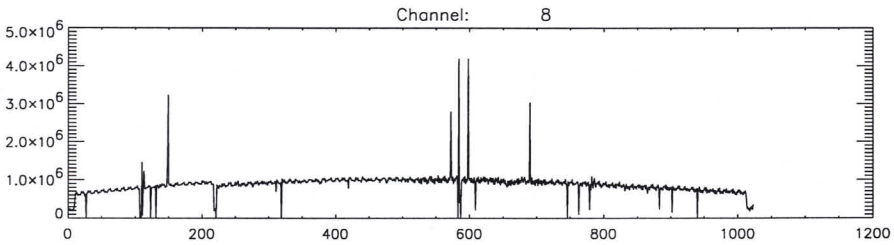
Channel: 8
5.0x10^6
4.0x10^6
3.0x10^6
2.0x10^6
1.0x10^6
0
0
200
400
600
800
1000
1200

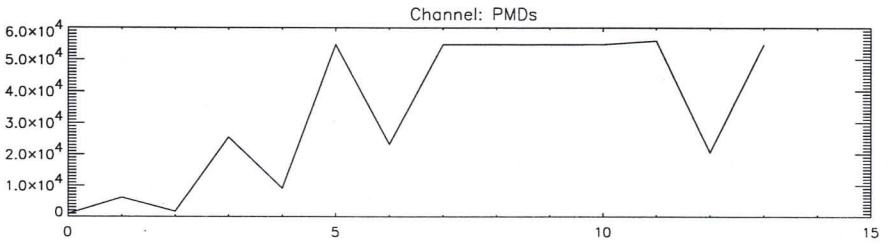
Channel: PMDs
6.0x10^4
5.0x10^4
4.0x10^4
3.0x10^4
2.0x10^4
1.0x10^4
0
0
5
10
15

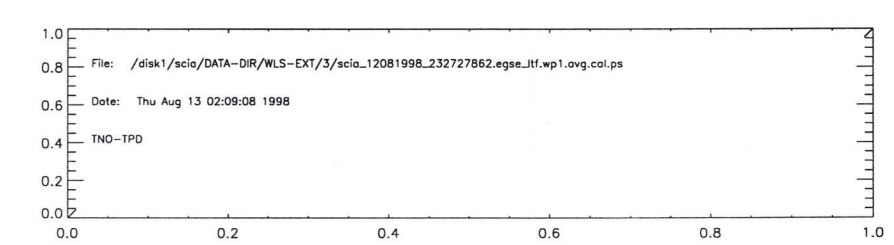
File: /disk1/scia/DATA-DIR/WLS-EXT/3/scia_12081998_232727862.egse_itf.wp1.avg.cal.ps
Date: Thu Aug 13 02:09:08 1998
TNO-TPD
1.0
0.8
0.6
0.4
0.2
0.0
0.0
0.2
0.4
0.6
0.8
1.0

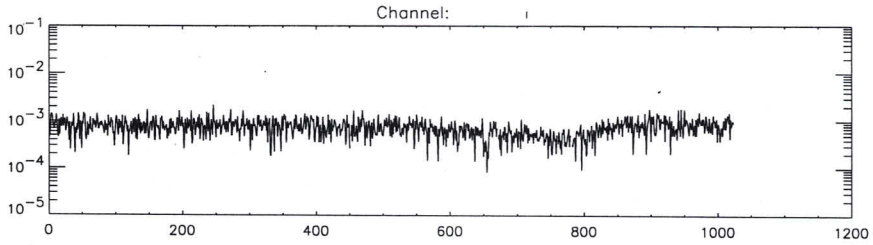
Channel:
10^{-1}
10^{-2}
10^{-3}
10^{-4}
10^{-5}
0
200
400
600
800
1000
1200

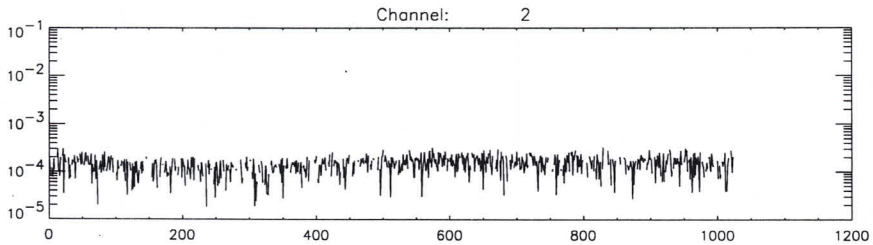
Channel: 2
10^{-1}
10^{-2}
10^{-3}
10^{-4}
10^{-5}
0
200
400
600
800
1000
1200

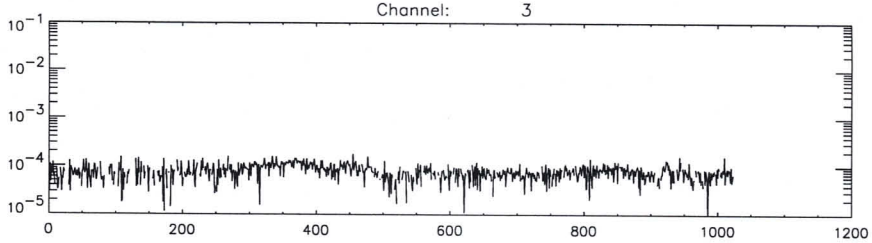
Channel: 3
10^{-1}
10^{-2}
10^{-3}
10^{-4}
10^{-5}
0
200
400
600
800
1000
1200

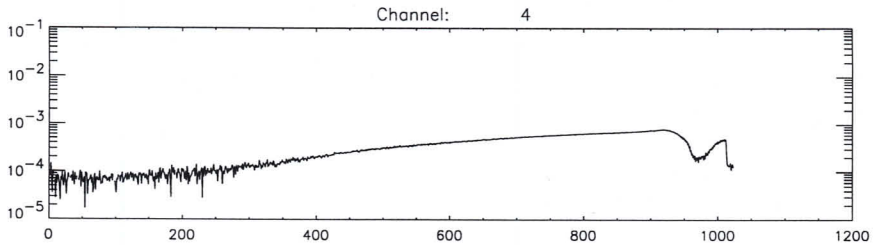
Channel: 4
10^{-1}
10^{-2}
10^{-3}
10^{-4}
10^{-5}
0
200
400
600
800
1000
1200

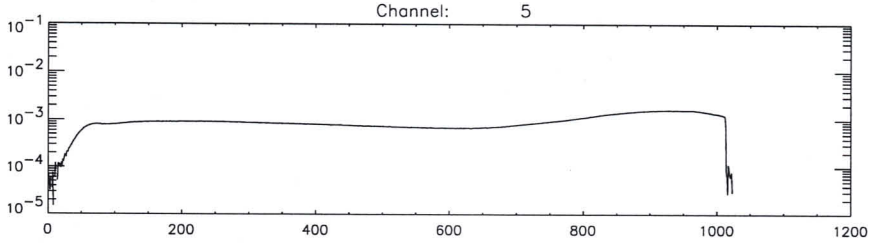
Channel: 5
10^{-1}
10^{-2}
10^{-3}
10^{-4}
10^{-5}
0
200
400
600
800
1000
1200

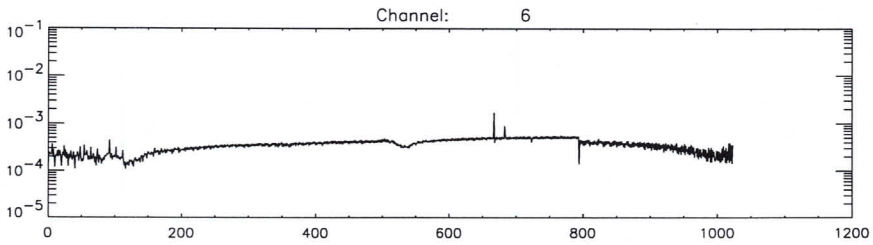
Channel: 6
10^{-1}
10^{-2}
10^{-3}
10^{-4}
10^{-5}
0
200
400
600
800
1000
1200

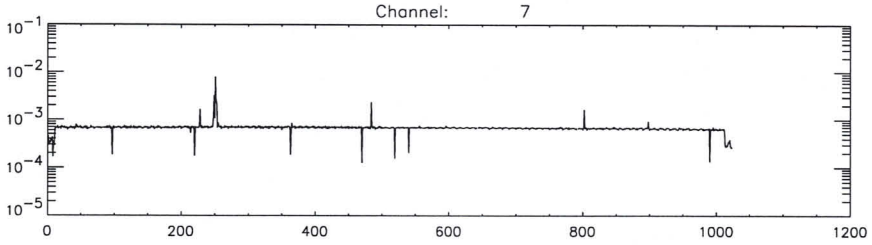
Channel: 7
10^{-1}
10^{-2}
10^{-3}
10^{-4}
10^{-5}
0
200
400
600
800
1000
1200

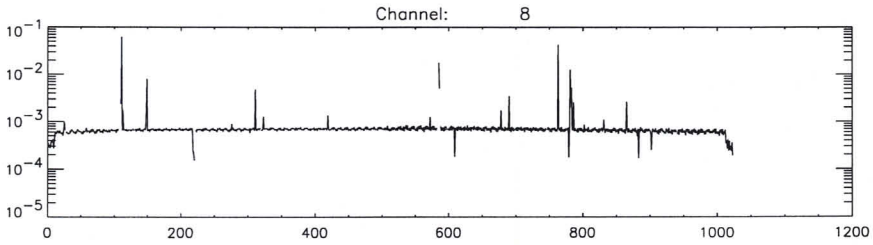
Channel: 8
10^{-1}
10^{-2}
10^{-3}
10^{-4}
10^{-5}
0
200
400
600
800
1000
1200

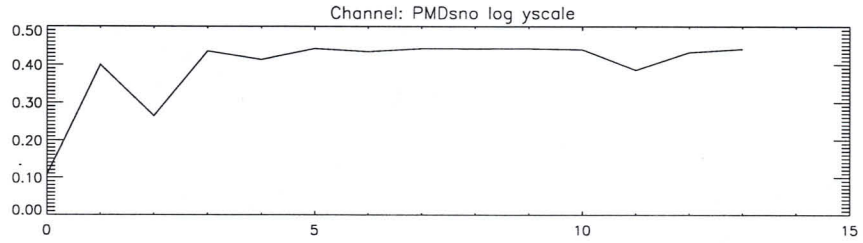
Channel: PMDsno log yscale
0.50
0.40
0.30
0.20
0.10
0.00
0
5
10
15

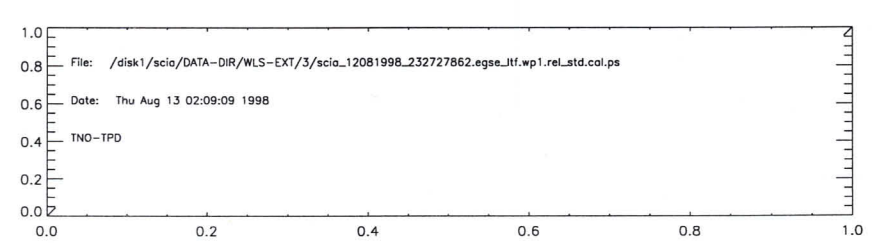
File: /disk1/scia/DATA-DIR/WLS-EXT/3/scia_12081998_232727862.egse_ltf.wp1.rel_std.cal.ps
Date: Thu Aug 13 02:09:09 1998
TNO-TPD
1.0
0.8
0.6
0.4
0.2
0.0
0.0
0.2
0.4
0.6
0.8
1.0

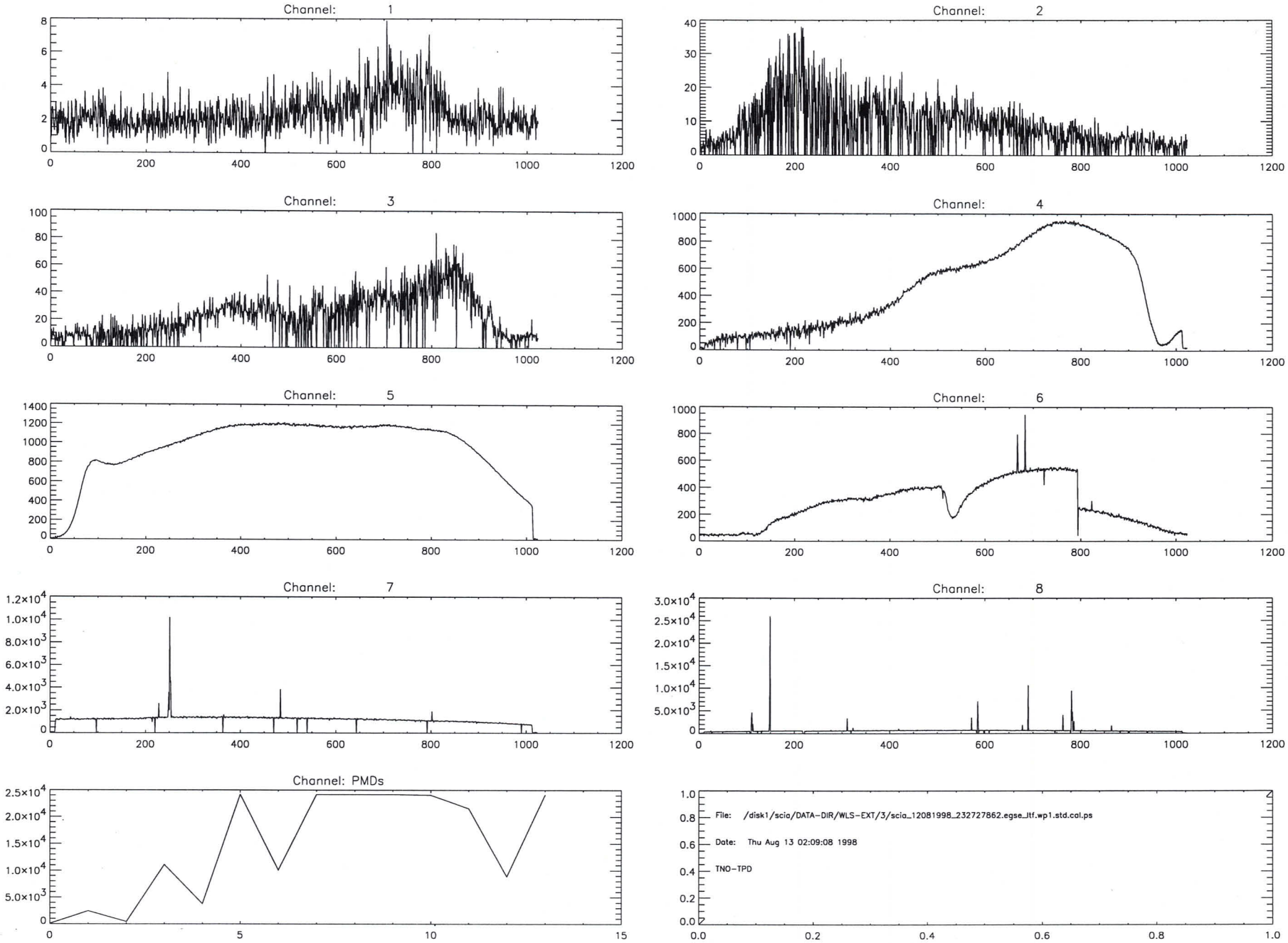
Channel: 1
Channel: 2
Channel: 3
Channel: 4
Channel: 5
Channel: 6
Channel: 7
Channel: 8
Channel: PMDs
File: /disk1/scia/DATA-DIR/WLS-EXT/3/scia_12081998_232727862.egse_Itf.wp1.std.cal.ps
Date: Thu Aug 13 02:09:08 1998
TNO-TPD

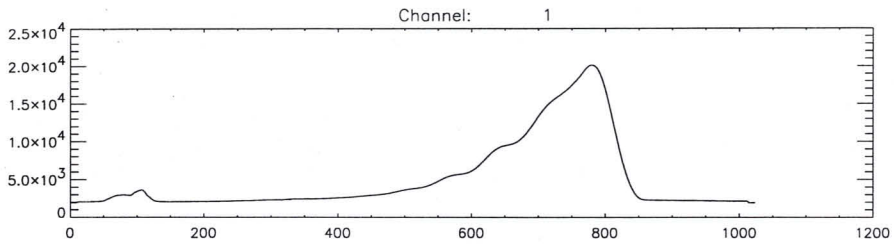
Channel: 1
2.5×10^4
2.0×10^4
1.5×10^4
1.0×10^4
5.0×10^3
0
0
200
400
600
800
1000
1200

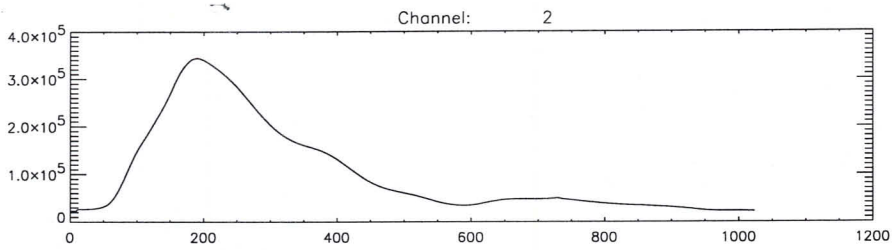
Channel: 2
4.0×10^5
3.0×10^5
2.0×10^5
1.0×10^5
0
0
200
400
600
800
1000
1200

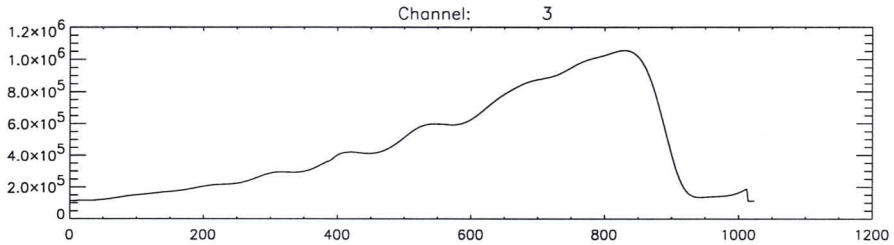
Channel: 3
1.2×10^6
1.0×10^6
8.0×10^5
6.0×10^5
4.0×10^5
2.0×10^5
0
0
200
400
600
800
1000
1200

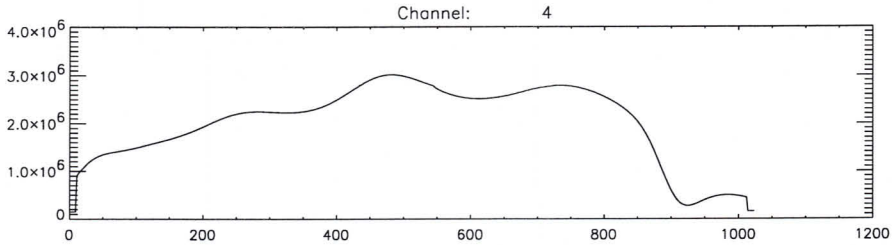
Channel: 4
4.0×10^6
3.0×10^6
2.0×10^6
1.0×10^6
0
0
200
400
600
800
1000
1200

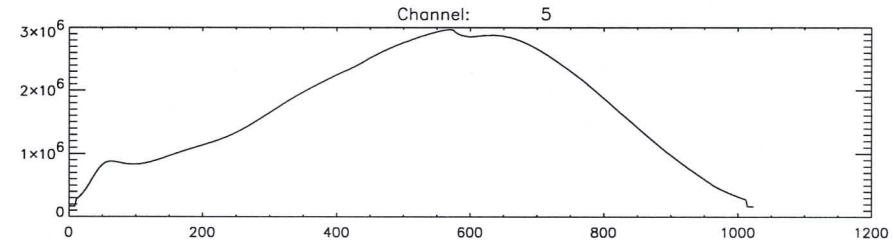
Channel: 5
3×10^6
2×10^6
1×10^6
0
0
200
400
600
800
1000
1200

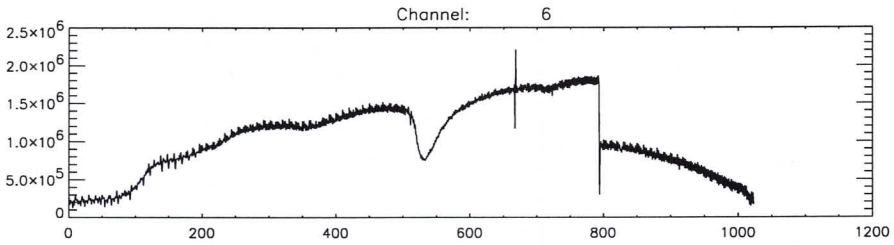
Channel: 6
2.5×10^6
2.0×10^6
1.5×10^6
1.0×10^6
5.0×10^5
0
0
200
400
600
800
1000
1200

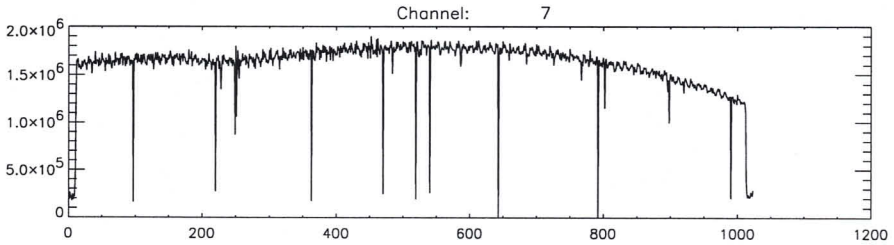
Channel: 7
2.0×10^6
1.5×10^6
1.0×10^6
5.0×10^5
0
0
200
400
600
800
1000
1200

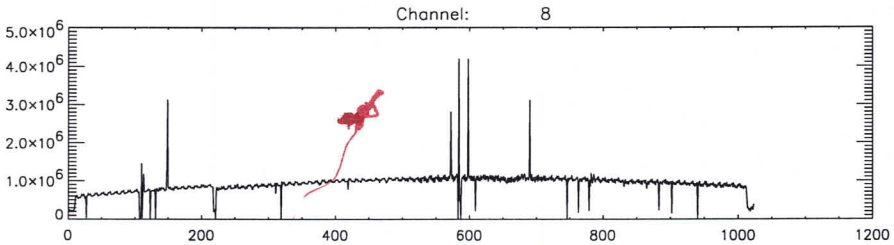
Channel: 8
5.0×10^6
4.0×10^6
3.0×10^6
2.0×10^6
1.0×10^6
0
0
200
400
600
800
1000
1200

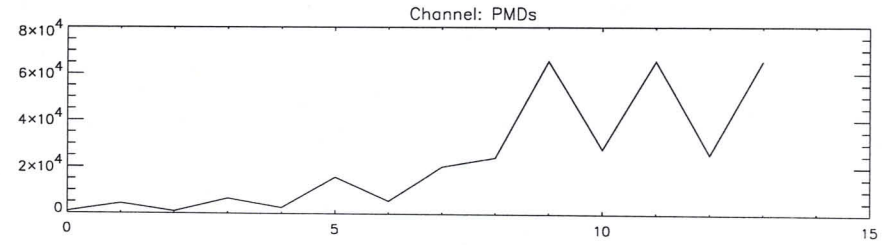
Channel: PMDs
8×10^4
6×10^4
4×10^4
2×10^4
0
0
5
10
15

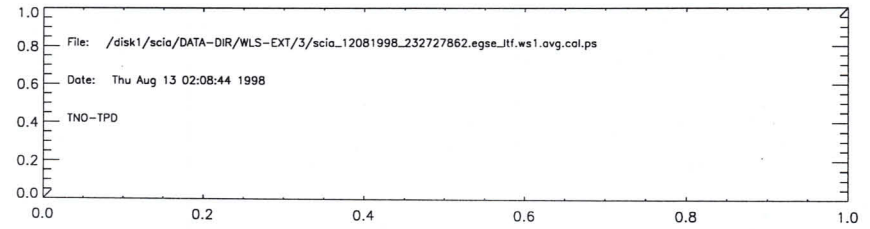
File: /disk1/scia/DATA-DIR/WLS-EXT/3/scia_12081998_232727862.egse_ltf.ws1.avg.cal.ps
Date: Thu Aug 13 02:08:44 1998
TNO-TPD
1.0
0.8
0.6
0.4
0.2
0.0
0.0
0.2
0.4
0.6
0.8
1.0

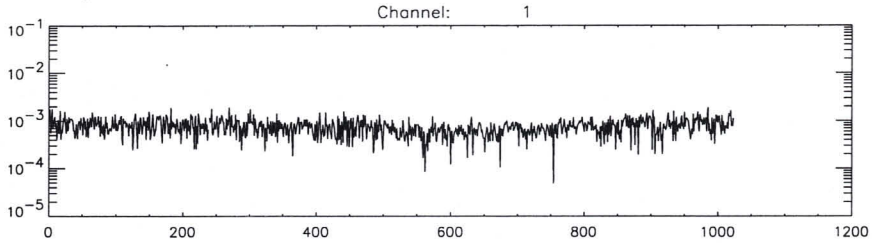
Channel: 1

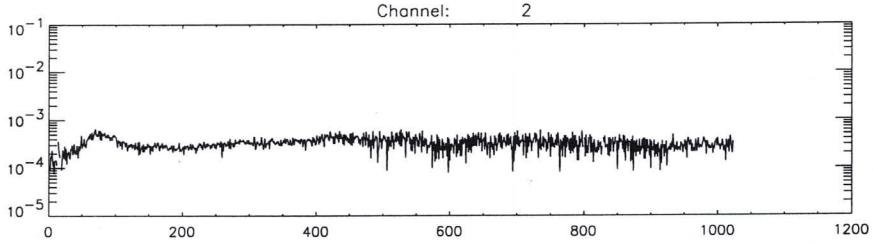
Channel: 2

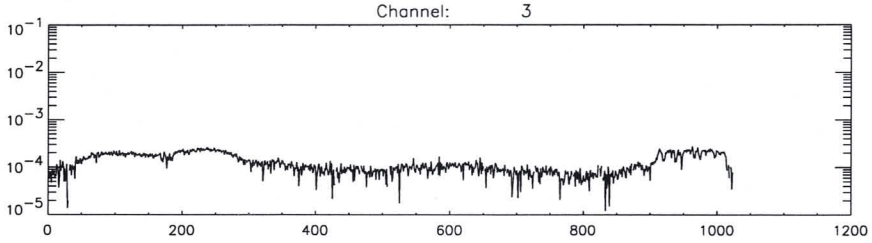
Channel: 3

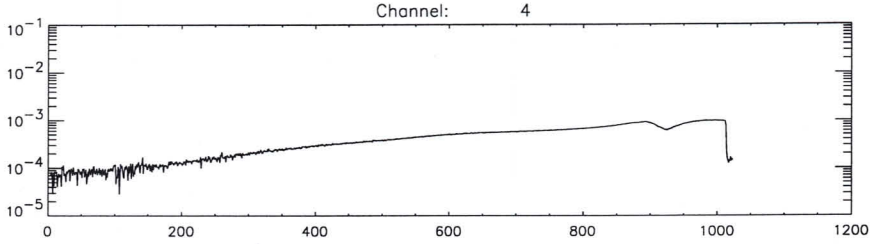
Channel: 4

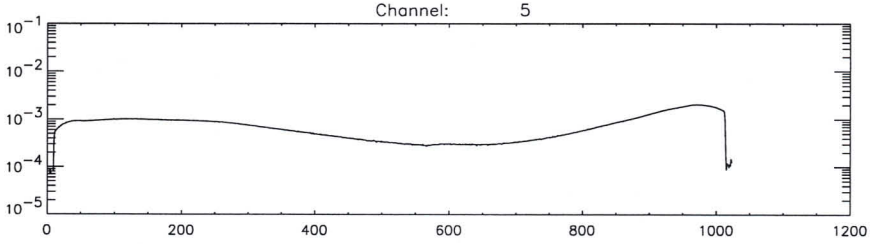
Channel: 5

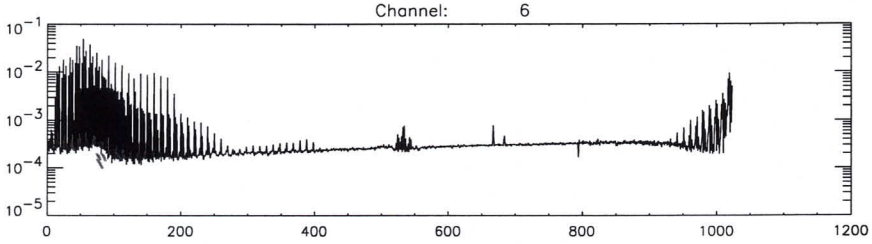
Channel: 6

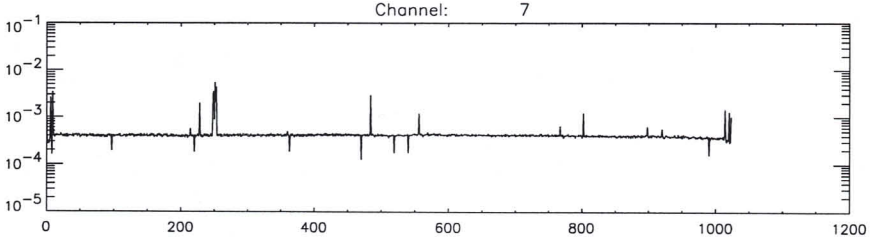
Channel: 7

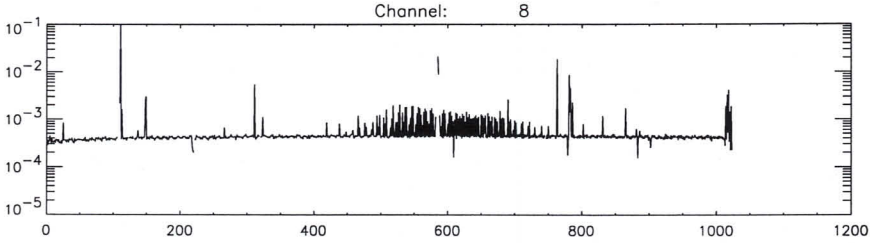
Channel: 8

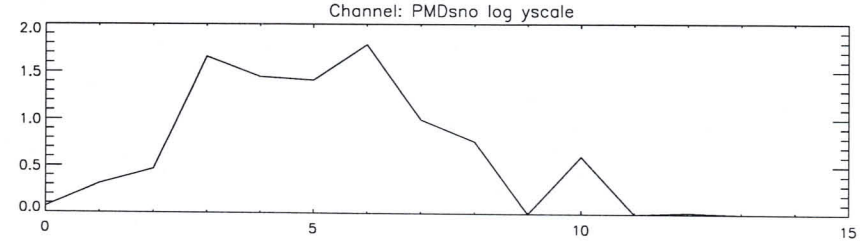
Channel: PMDsno log yscale

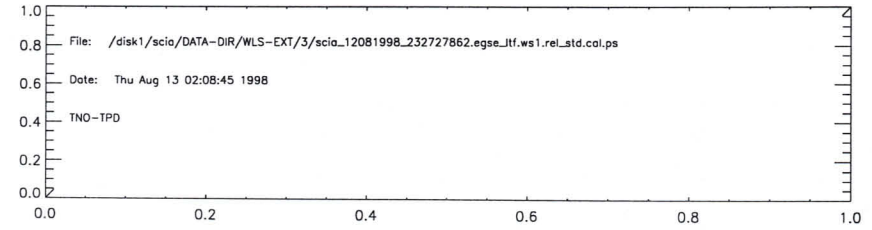
File: /disk1/scia/DATA-DIR/WLS-EXT/3/scia_12081998_232727862.egse_ltf.ws1.rel_std.cal.ps
Date: Thu Aug 13 02:08:45 1998
TNO-TPD

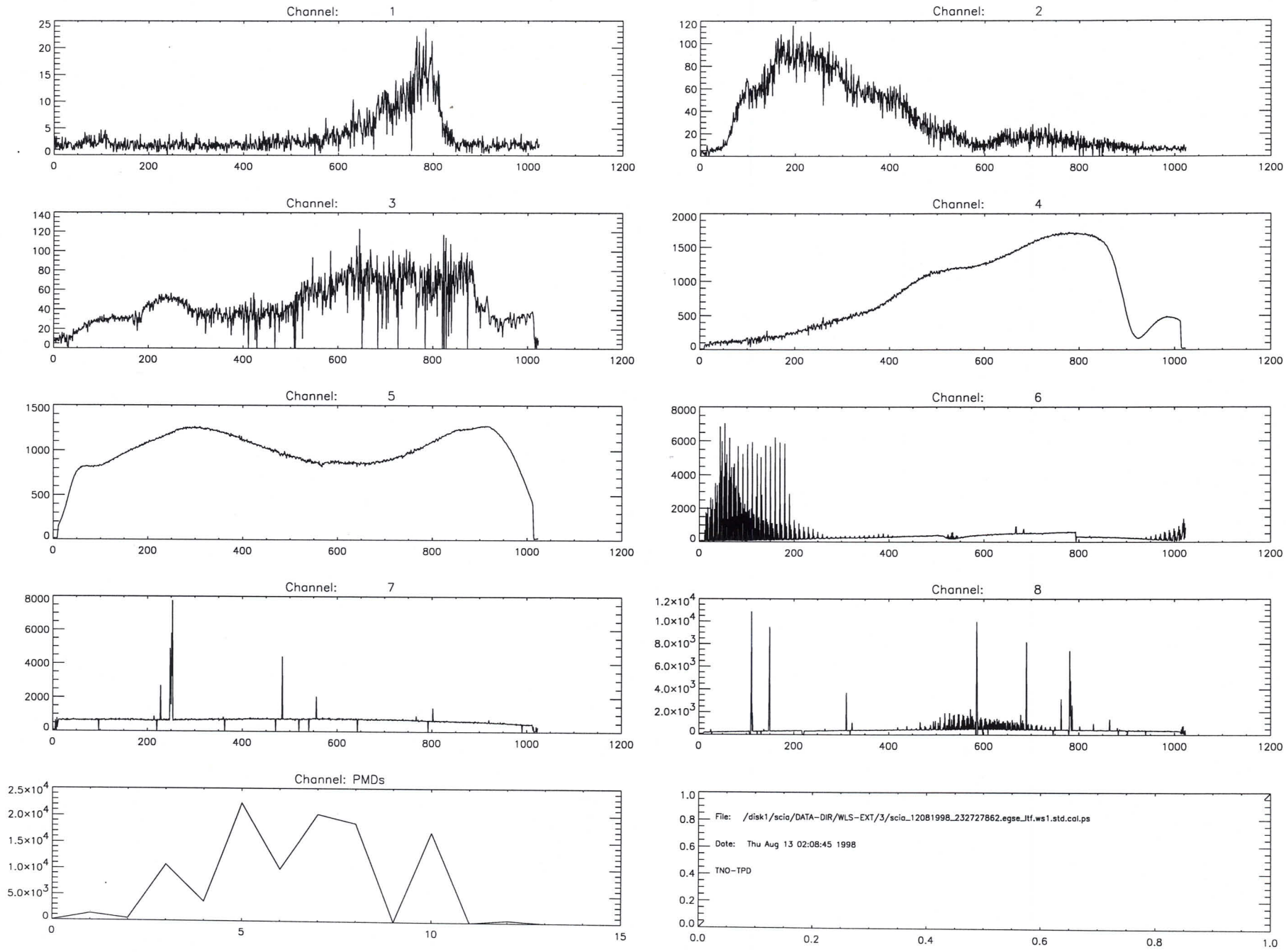
Channel: 1
Channel: 2
Channel: 3
Channel: 4
Channel: 5
Channel: 6
Channel: 7
Channel: 8
Channel: PMDs
File: /disk1/scia/DATA-DIR/WLS-EXT/3/scia_12081998_232727862.egse_ltf.ws1.std.cal.ps
Date: Thu Aug 13 02:08:45 1998
TNO-TPD

```
time       = Thu Aug 13 02:09:28 1998
batch      = du1
Start TOD = Wed 12-Aug-98 23:40:45
End   TOD = Wed 12-Aug-98 23:46:36
Processing= computation of average, standard dev. and rel.standard dev.
```

```
time       = Thu Aug 13 02:09:09 1998
batch      = wp1
Start TOD = Wed 12-Aug-98 23:34:17
End   TOD = Wed 12-Aug-98 23:40:45
Processing= computation of average, standard dev. and rel.standard dev.
```

```
time       = Thu Aug 13 02:08:45 1998
batch      = ws1
Start TOD = Wed 12-Aug-98 23:27:27
End   TOD = Wed 12-Aug-98 23:34:17
Processing= computation of average, standard dev. and rel.standard dev.
```

#####
#####
#####
#####
#####
User: scia6!scia
#####
Title: standard input
#####
scia6
#####
Printed: Thu 11:03 Aug 13, 1998
#####
Job number: hp6mp-96
#####
#####
#####
#####
#####

```
time       = Thu Aug 13 10:41:38 1998
batch      = du1
Start TOD = Thu 13-Aug-98 08:02:36
End   TOD = Thu 13-Aug-98 08:08:27
Processing= computation of average, standard dev. and rel.standard dev.
time       = Thu Aug 13 10:41:18 1998
batch      = wp1
Start TOD = Thu 13-Aug-98 07:56:08
End   TOD = Thu 13-Aug-98 08:02:36
Processing= computation of average, standard dev. and rel.standard dev.
time       = Thu Aug 13 10:40:55 1998
batch      = ws1
Start TOD = Thu 13-Aug-98 07:49:20
End   TOD = Thu 13-Aug-98 07:56:08
Processing= computation of average, standard dev. and rel.standard dev.
```

Formal Run of Measurement

(Measurement ID) WLS_EXT

Request for Actual Status		(cross out entries that are **not** requested.)
Request for Modification		(fill in only entries to be modified) 811.2
Request for Run	X	(no entries = run based on actual default settings)

Scanner Positions

Azimuth	145.00	deg
Elevation	-45.00	deg

Timeline for each Data Acquisition Period during Measurement

	1	2	3	4	5	6	7	8	9	10
State ID	5									
Repetitions	5									

State Parameters for States used in Timeline (State ID must be given)

2.02

Channel	PET [s] or H#	Co-Adding	PET [s] or H#	Co-Adding	PET [s] or H#	Co-Adding	PET [s] or H#	Co-Adding
1a	64	1						
1b	64	1						
2b	8	8						
2a	8	8						
3	0.125	32						
4	0.0625	64						
5	0.03125	64						
6	H5	64						
7	H6	64						
8	H7	64						
State ID								

Stimuli Settings for Existing Blocks in Measurement

Block No	Stimuli Setup ID	PPC [deg]	Polarizer [deg]	Shutter open/close	Acquisition Time [s]	Lambda [nm] Start	Stop	Step	Repetition Factor	Message	OS Setup Time [s]
1	2	15.0	101.6	open	1	240	240	0	1	WS1	12
2	2	15.0	85.4	open	1	240	240	0	1	WP1	20
3	2	15.0	85.4	close	1	240	240	0	1	DU1	0

Measurement Data Description

Test Purpose	UFD 48
Remark	
Data Directory	225_06.45.03_WLS_Ext

Signatures

	Date	Signature
Issued	13-08-98	
< Performed	13-08-98	

Formal Run of Measurement

(Measurement ID) WLS-EXT

Request for Actual Status		(cross out entries that are **not** requested.)
Request for Modification		(fill in only entries to be modified)
Request for Run	X	(no entries = run based on actual default settings)

§11.2

Scanner Positions

Azimuth	+45.00	deg
Elevation	-45.00	deg

Timeline for each Data Acquisition Period during Measurement

	1	2	3	4	5	6	7	8	9	10
State ID	5									
Repetitions	5									

State Parameters for States used in Timeline (State ID must be given)

Channel	PET [s] or H#	Co-Adding	PET [s] or H#	Co-Adding	PET [s] or H#	Co-Adding	PET [s] or H#	Co-Adding
1a	64	1						
1b	64	1						
2b	8	8						
2a	8	8						
3	0.125	32						
4	0.0625	64						
5	0.03125	64						
6	H5	64						
7	H6	64						
8	H7	64						
State ID								

Stimuli Settings for Existing Blocks in Measurement

Block No	Stimuli Setup ID	PPC [deg]	Polarizer [deg]	Shutter open/close	Acquisition Time [s]	Lambda [nm] Start	Stop	Step	Repetition Factor	Message	OS Setup Time [s]

Measurement Data Description

Test Purpose	UID 48
Remark	
Data Directory	0225_09.45.16_ULS_EXT

Signatures

	Date	Signature
Issued	13-08-98	
< Performed	13-8-'98	

Formal Run of Measurement

(Measurement ID) WLS-EXT

Request for Actual Status		(cross out entries that are **not** requested.)
Request for Modification		(fill in only entries to be modified)
Request for Run	X	(no entries = run based on actual default settings)

§11.2

Scanner Positions

Azimuth	+45.00	deg
Elevation	-45.00	deg

Timeline for each Data Acquisition Period during Measurement

	1	2	3	4	5	6	7	8	9	10
State ID	5									
Repetitions	5									

State Parameters for States used in Timeline (State ID must be given)

Channel	PET [s] or H#	Co-Adding	PET [s] or H#	Co-Adding	PET [s] or H#	Co-Adding	PET [s] or H#	Co-Adding
1a	64	1						
1b	64	1						
2b	8	8						
2a	8	8						
3	0.125	32						
4	0.0625	64						
5	0.03125	64						
6	H5	64						
7	H6	64						
8	H7	64						
State ID								

Stimuli Settings for Existing Blocks in Measurement

Block No	Stimuli Setup ID	PPC [deg]	Polarizer [deg]	Shutter open/close	Acquisition Time [s]	Lambda [nm] Start	Stop	Step	Repetition Factor	Message	OS Setup Time [s]

Measurement Data Description

Test Purpose	UID 48
Remark	
Data Directory	0225_07.45.16_WLS_EXT

Signatures

	Date	Signature
Issued	13-08-98	
< Performed	13-8-'98	

Formal Run of Measurement

(Measurement ID) WLS-EXT

Request for Actual Status		(cross out entries that are **not** requested.)
Request for Modification		(fill in only entries to be modified)
Request for Run	X	(no entries = run based on actual default settings)

§11.2

Scanner Positions

Azimuth	+45.00	deg
Elevation	-45.00	deg

Timeline for each Data Acquisition Period during Measurement

	1	2	3	4	5	6	7	8	9	10
State ID	5									
Repetitions	5									

State Parameters for States used in Timeline (State ID must be given)

Channel	PET [s] or H#	Co-Adding	PET [s] or H#	Co-Adding	PET [s] or H#	Co-Adding	PET [s] or H#	Co-Adding
1a	64	1						
1b	64	1						
2b	8	8						
2a	8	8						
3	0.125	32						
4	0.0625	64						
5	0.03125	64						
6	H5	64						
7	H6	64						
8	H7	64						
State ID								

Stimuli Settings for Existing Blocks in Measurement

Block No	Stimuli Setup ID	PPC [deg]	Polarizer [deg]	Shutter open/close	Acquisition Time [s]	Lambda [nm] Start	Stop	Step	Repetition Factor	Message	OS Setup Time [s]

Measurement Data Description

Test Purpose	MID 48
Remark	
Data Directory	0225_07.45.16_ULS_EXT

Signatures

	Date	Signature
Issued	13-08-98	
< Performed	13-8-'98	

Formal Run of Measurement

(Measurement ID) WLS_EXT

Request for Actual Status		(cross out entries that are **not** requested.)
Request for Modification		(fill in only entries to be modified)
Request for Run	X	(no entries = run based on actual default settings)

S11.2

Scanner Positions

Azimuth	+45°.00	deg
Elevation	+45°.00	deg

Timeline for each Data Acquisition Period during Measurement

	1	2	3	4	5	6	7	8	9	10
State ID	S9									
Repetitions	5									

State Parameters for States used in Timeline (State ID must be given)

Channel	PET [s] or H#	Co-Adding	PET [s] or H#	Co-Adding	PET [s] or H#	Co-Adding	PET [s] or H#	Co-Adding
1a	64	1						
1b	64	1						
2b	8	8						
2a	8	8						
3	0.125	32						
4	0.0625	64						
5	0.03125	64						
6	HS	64						
7	HS	64						
8	HS	64						
State ID								

Stimuli Settings for Existing Blocks in Measurement

Block No	Stimuli Setup ID	PPC [deg]	Polarizer [deg]	Shutter open/close	Acquisition Time [s]	Lambda [nm] Start	Stop	Step	Repetition Factor	Message	OS Setup Time [s]

Measurement Data Description

Test Purpose	UID 418
Remark	
Data Directory	0225_11.23.09_WLS_EXT

Signatures

	Date	Signature
Issued	13/8/98	
< Performed	13-8-'98	

STEP	ACTION	RESULT	MARKER
Intro	Your name: Date:	PJ 13-08-98	
	What's the name of the (main) data input files that you want to store on the SUN named `scia6`?	scia_13089g0_074920418.dat (A)	
	Setup a three-window configuration on your SUN.		See course descr.
Do Transfer	Be sure that you are in the directory you want your files in ftp <internet-address>, where you can find the address of the PC in the file `/etc/hosts` (entry: cdwpc). The address will also be next to you on paper (most probably). When asked for user, fill in: `anonymous`, when asked for an email address, fill in your email address on TPD. Set in binary: `binary` `mget *` (and return `y` to every file). `bye`		In DATA-DIR window In DATA window Approx. 140 kB

Sign:	Name	PJ Nijssen.
	Date and time	13 08 98 10:20
	Signature	

#####
#####
#####
#####
#####
User: scia6!scia
#####
Title: scia_13081998_074920418.egse_ltf.du1.avg.cal.ps
#####
scia6
#####
Printed: Thu 10:43 Aug 13, 1998
#####
Job number: hp6mp-95
#####
#####
#####
#####
#####

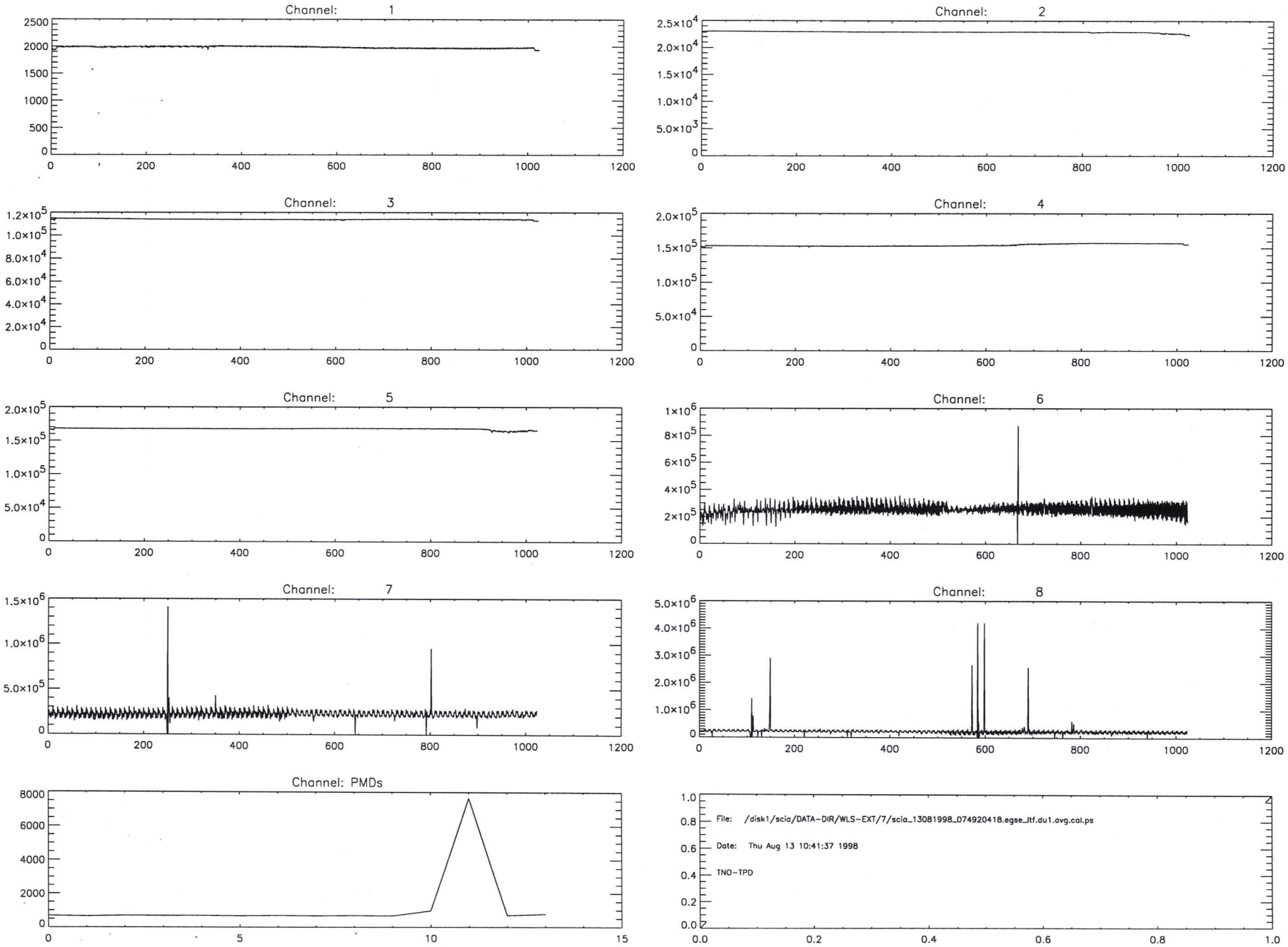
Channel: 1
Channel: 2
Channel: 3
Channel: 4
Channel: 5
Channel: 6
Channel: 7
Channel: 8
Channel: PMDs
File: /disk1/scia/DATA-DIR/WLS-EXT/7/scia_13081998_074920418.egse_itf.du1.avg.cal.ps
Date: Thu Aug 13 10:41:37 1998
TNO-TPD

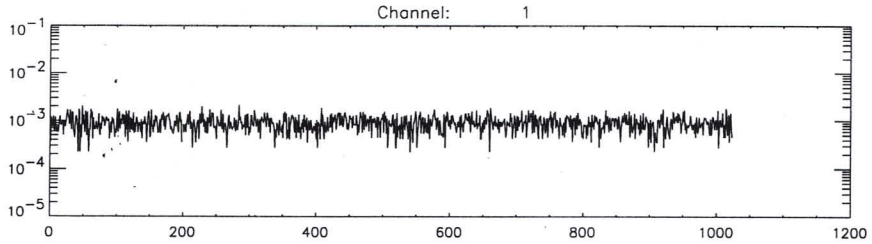
Channel: 1

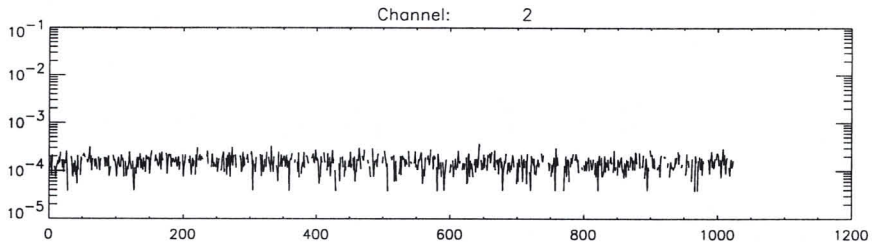
Channel: 2

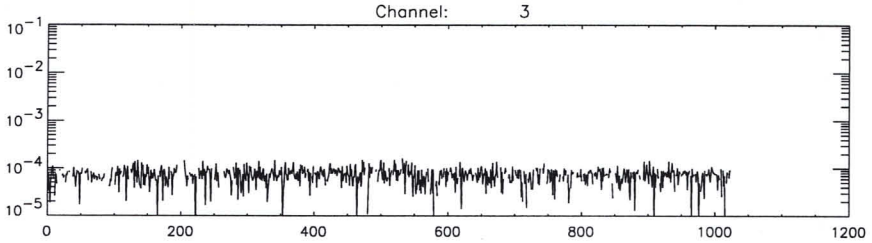
Channel: 3

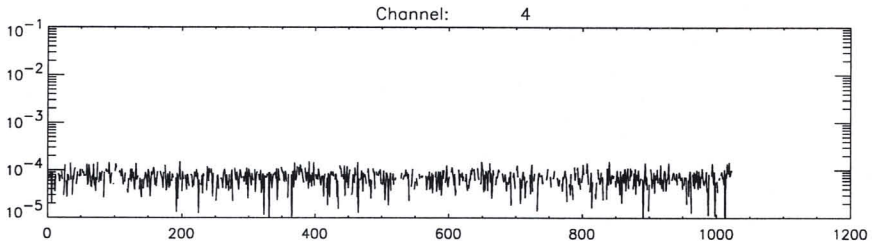
Channel: 4

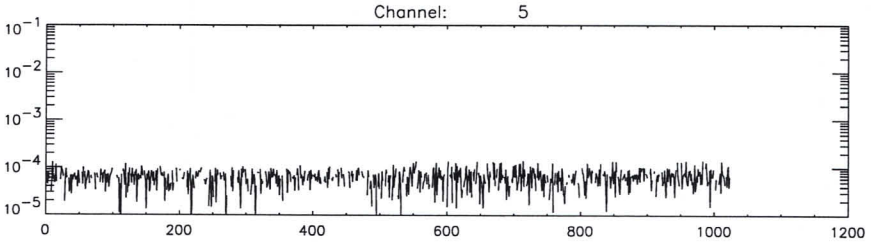
Channel: 5

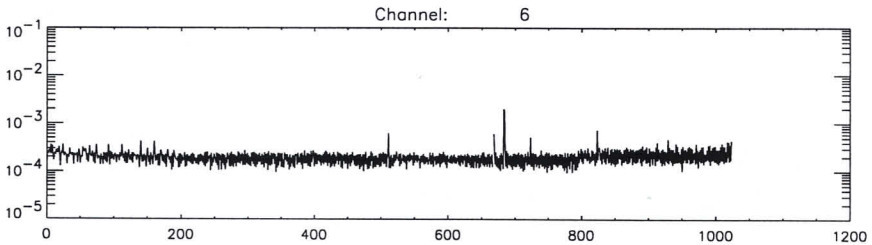
Channel: 6

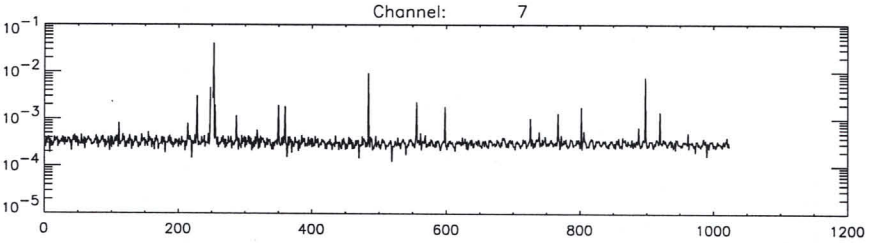
Channel: 7

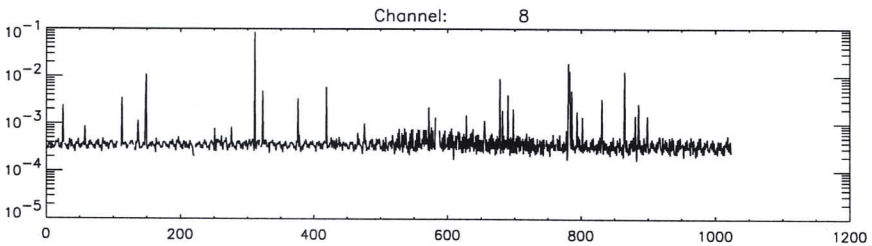
Channel: 8

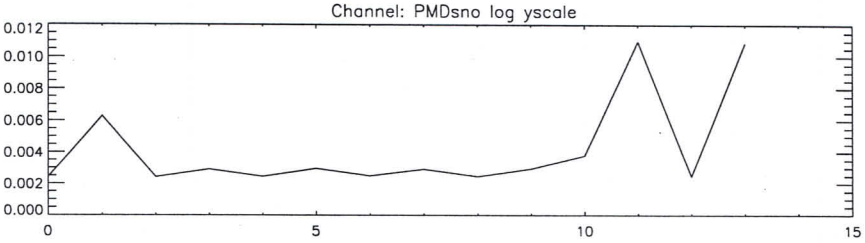
Channel: PMDsno log yscale

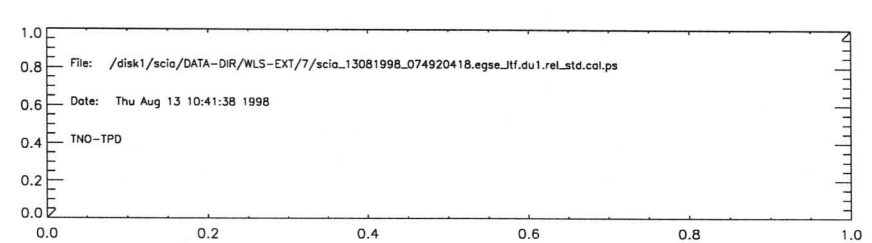
File: /disk1/scia/DATA-DIR/WLS-EXT/7/scia_13081998_074920418.egse_ltf.du1.rel_std.cal.ps
Date: Thu Aug 13 10:41:38 1998
TNO-TPD

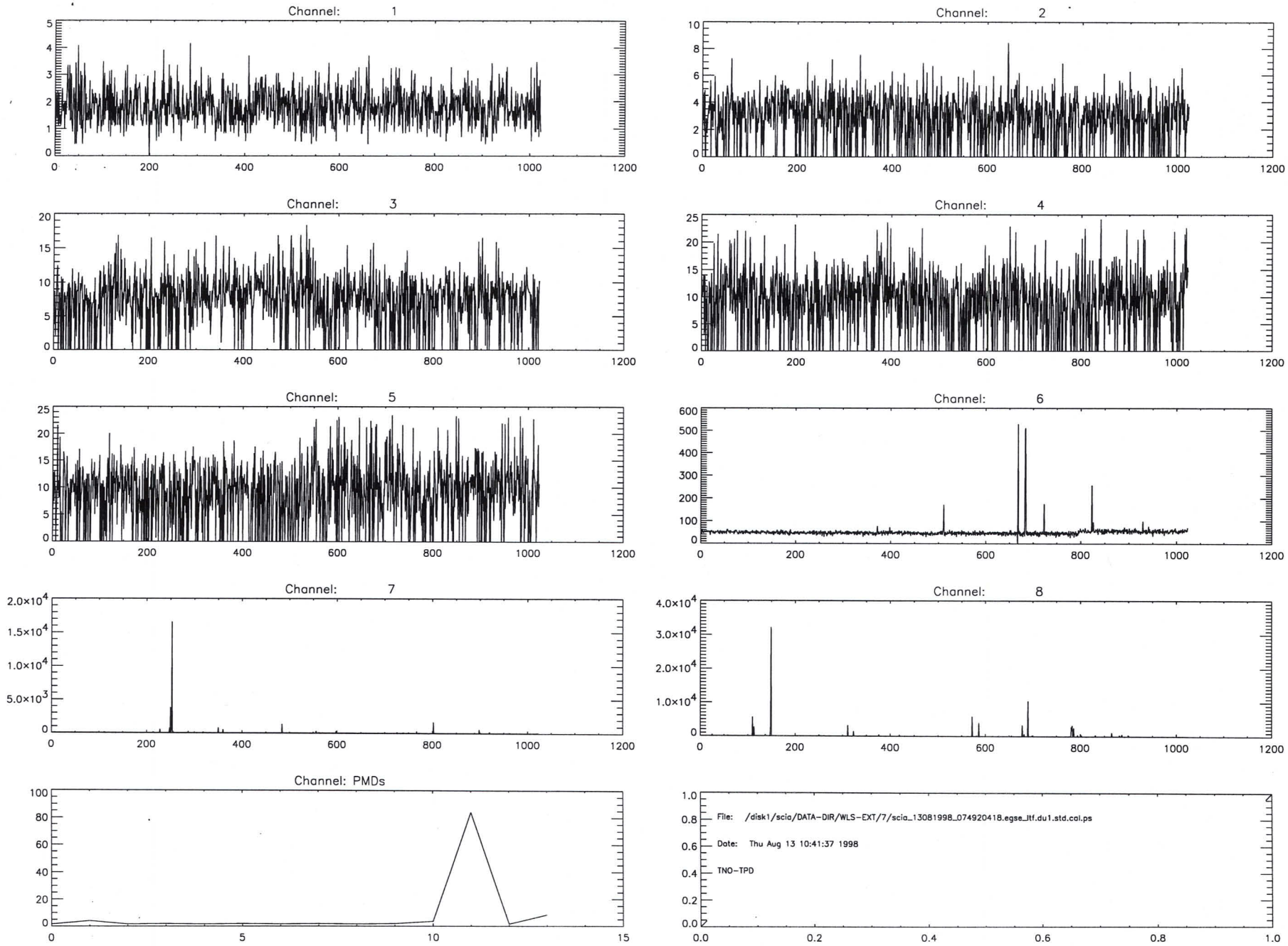
Channel: 1
Channel: 2
Channel: 3
Channel: 4
Channel: 5
Channel: 6
Channel: 7
Channel: 8
Channel: PMDs
File: /disk1/scia/DATA-DIR/WLS-EXT/7/scia_13081998_074920418.egse_itf.du1.std.cal.ps
Date: Thu Aug 13 10:41:37 1998
TNO-TPD

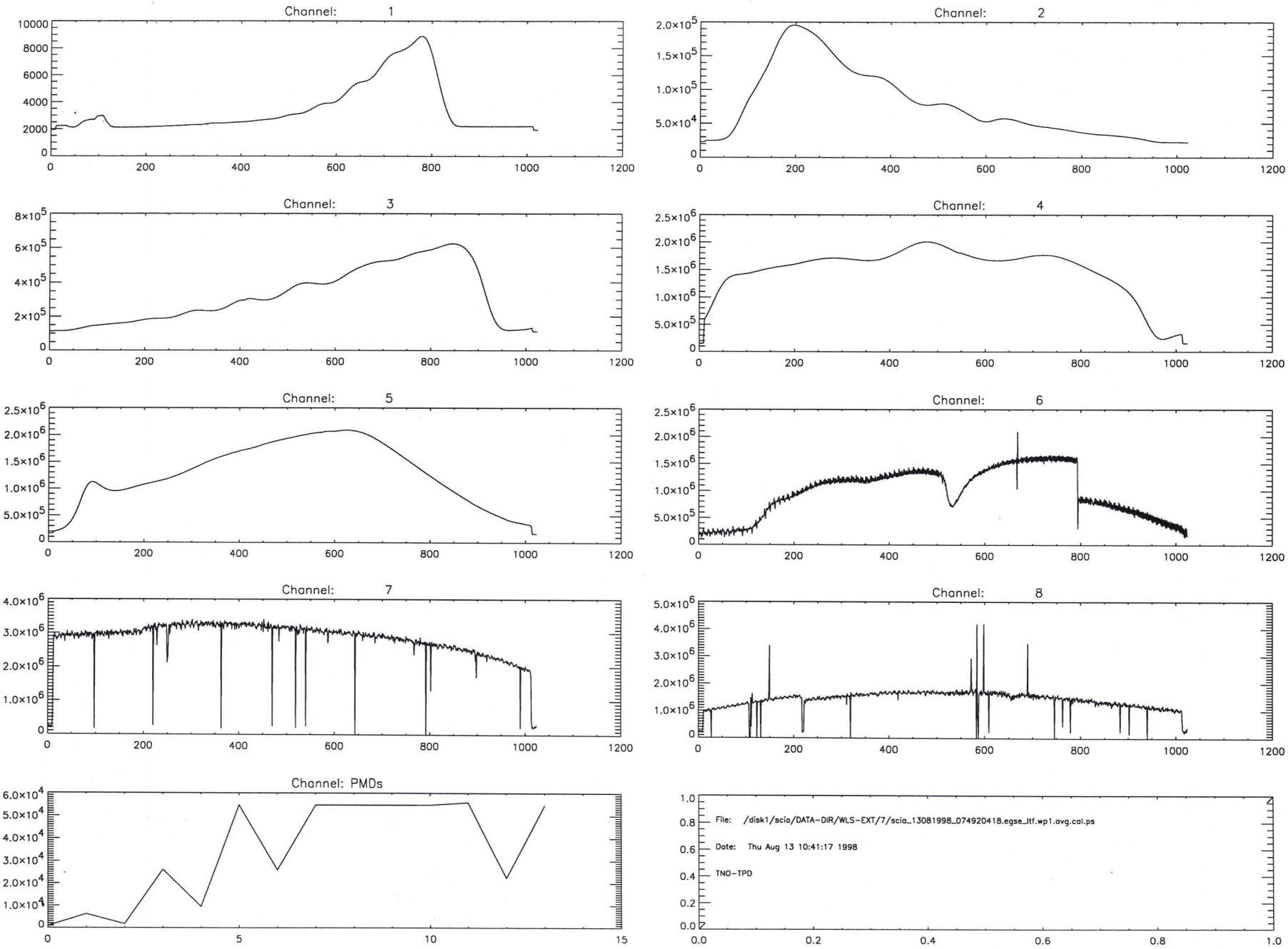
Channel: 1
Channel: 2
Channel: 3
Channel: 4
Channel: 5
Channel: 6
Channel: 7
Channel: 8
Channel: PMDs
File: /disk1/scia/DATA-DIR/WLS-EXT/7/scia_13081998_074920418.egse_Itf.wp1.avg.cal.ps
Date: Thu Aug 13 10:41:17 1998
TNO-TPD

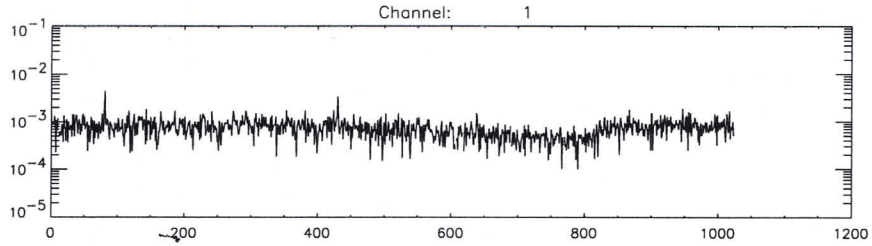
Channel: 1

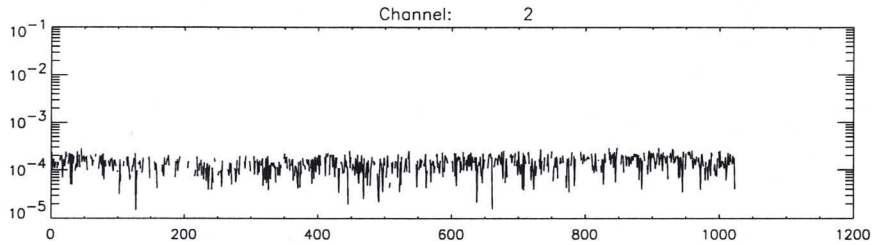
Channel: 2

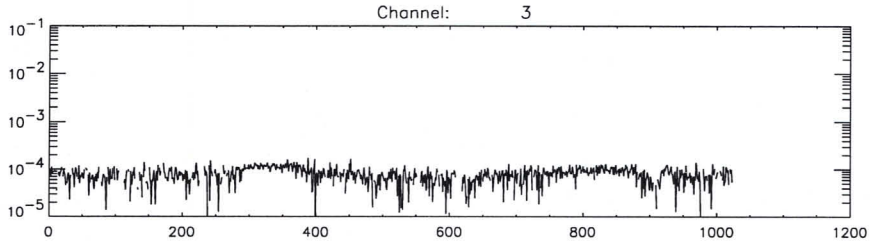
Channel: 3

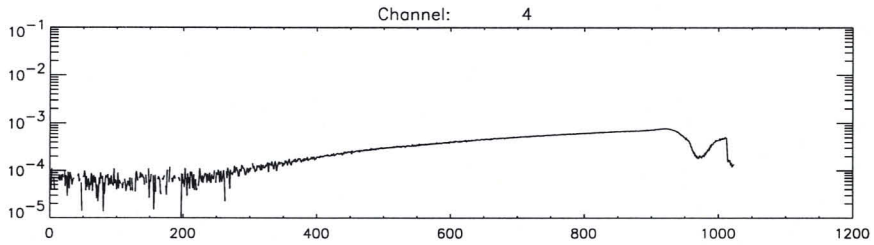
Channel: 4

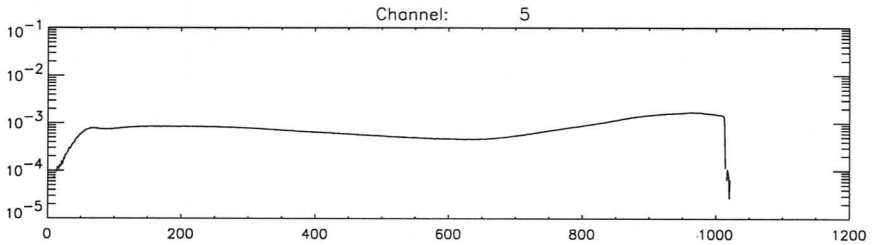
Channel: 5

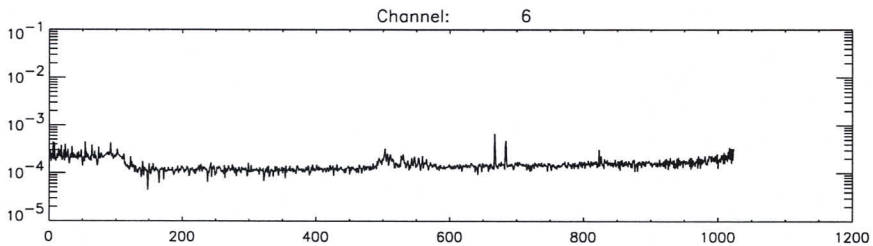
Channel: 6

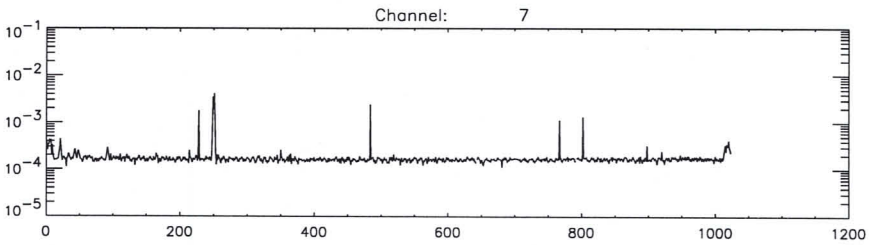
Channel: 7

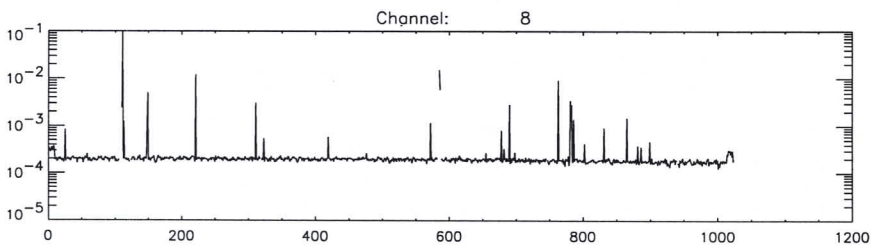
Channel: 8

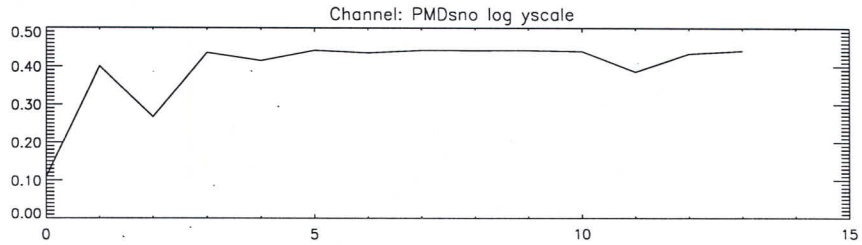
Channel: PMDsno log yscale

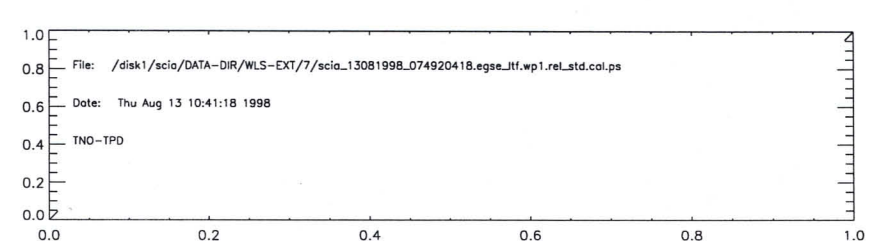
File: /disk1/scia/DATA-DIR/WLS-EXT/7/scia_13081998_074920418.egse_itf.wp1.rel_std.cal.ps
Date: Thu Aug 13 10:41:18 1998
TNO-TPD

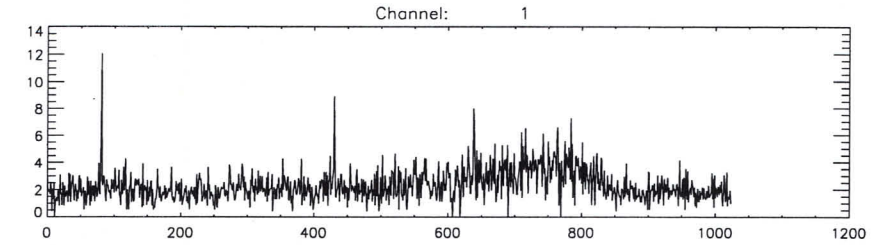
Channel: 1

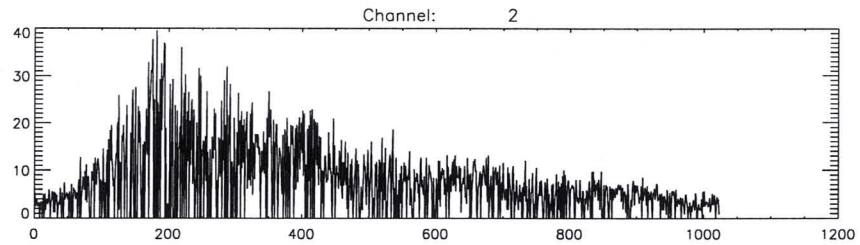
Channel: 2

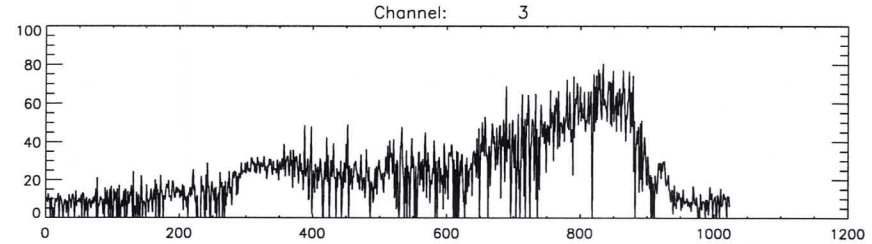
Channel: 3

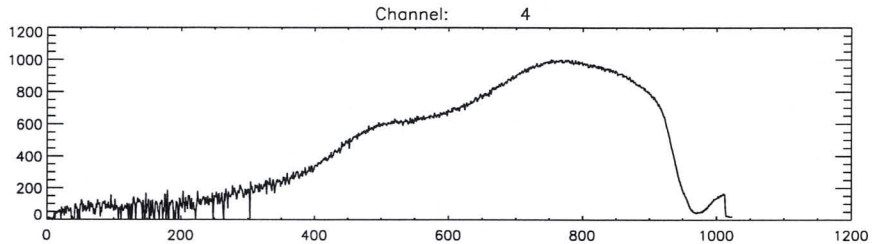
Channel: 4

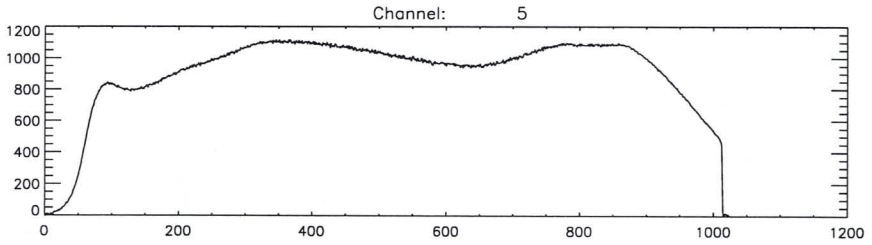
Channel: 5

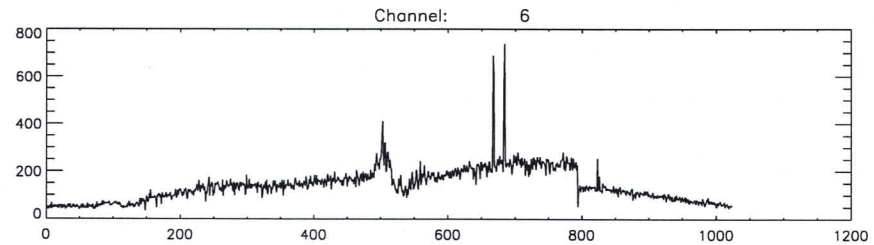
Channel: 6

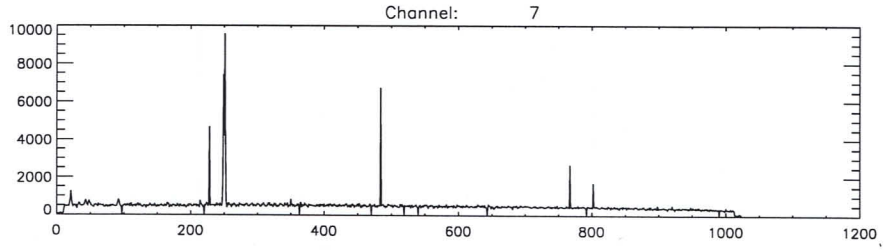
Channel: 7

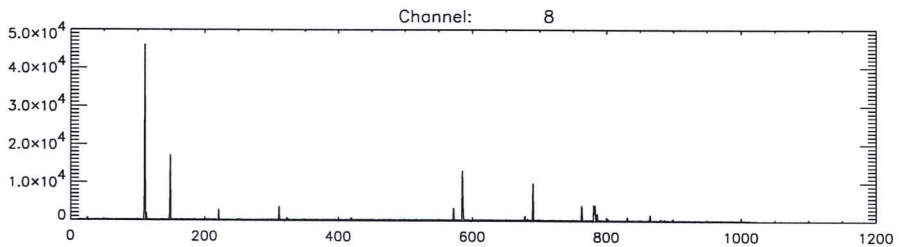
Channel: 8

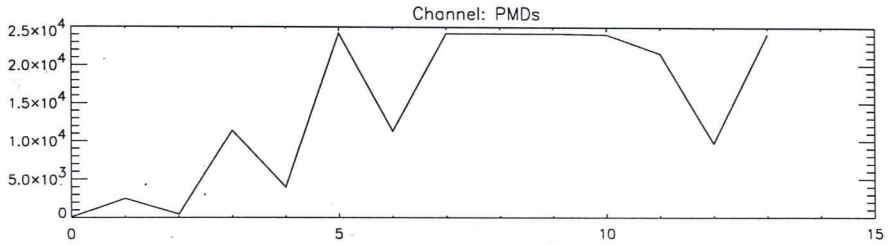
Channel: PMDs

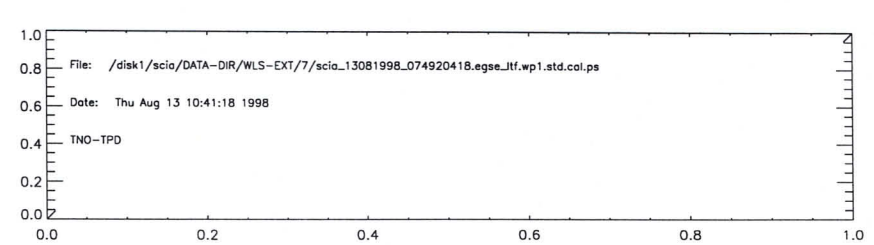
File: /disk1/scia/DATA-DIR/WLS-EXT/7/scia_13081998_074920418.egse_ltf.wp1.std.cal.ps
Date: Thu Aug 13 10:41:18 1998
TNO-TPD

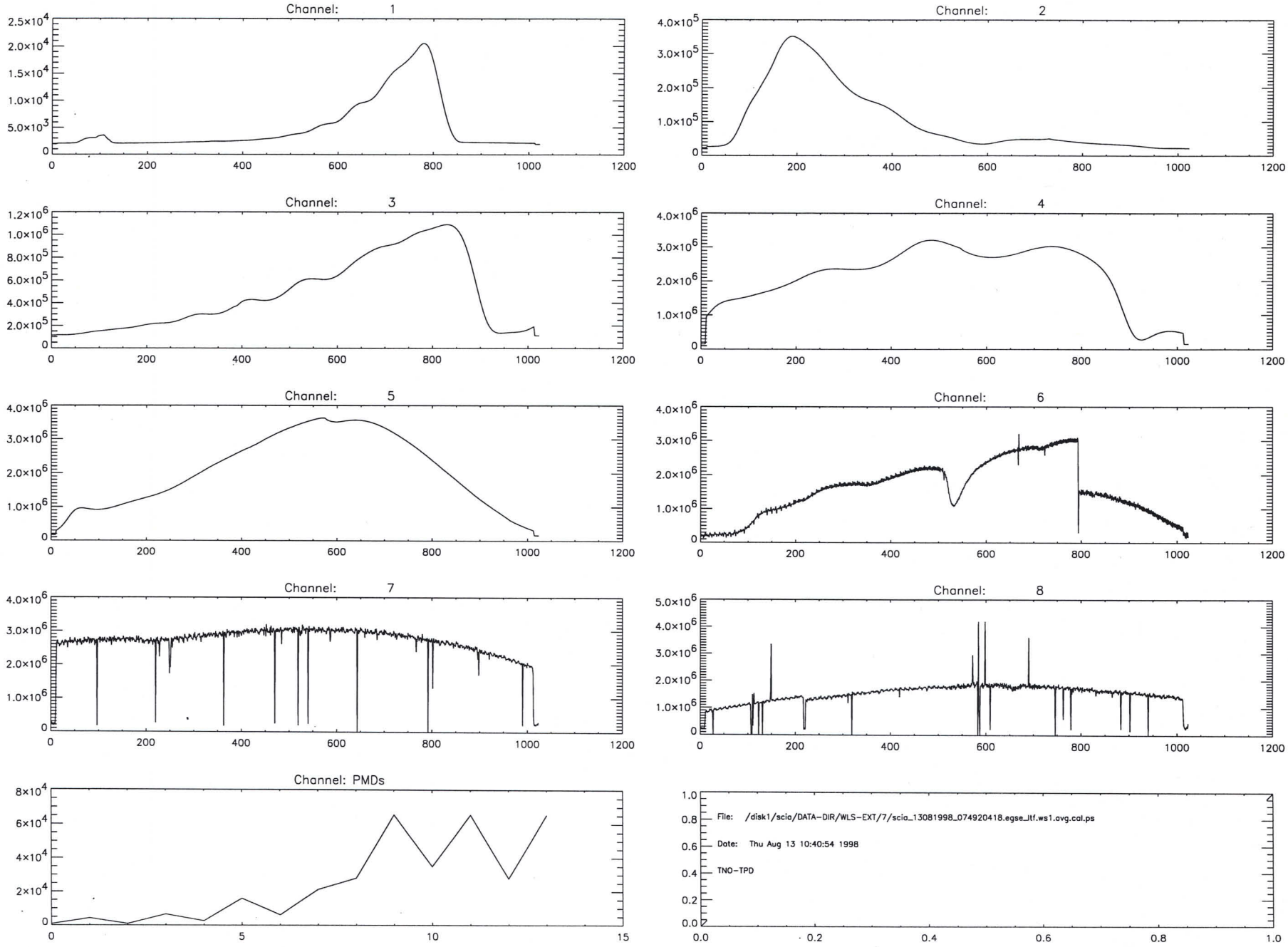
Channel: 1
Channel: 2
Channel: 3
Channel: 4
Channel: 5
Channel: 6
Channel: 7
Channel: 8
Channel: PMDs
File: /disk1/scia/DATA-DIR/WLS-EXT/7/scia_13081998_074920418.egse_ltf.ws1.avg.cal.ps
Date: Thu Aug 13 10:40:54 1998
TNO-TPD

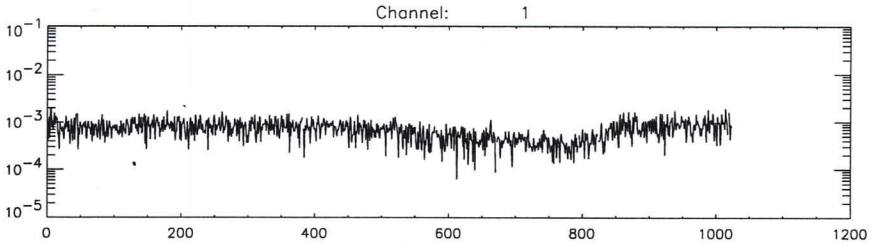
Channel: 1
10^{-1}
10^{-2}
10^{-3}
10^{-4}
10^{-5}
0
200
400
600
800
1000
1200

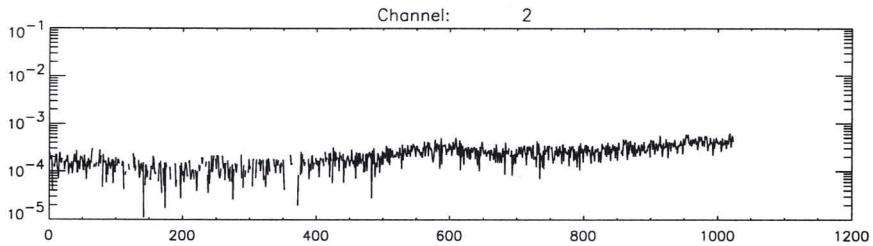
Channel: 2
10^{-1}
10^{-2}
10^{-3}
10^{-4}
10^{-5}
0
200
400
600
800
1000
1200

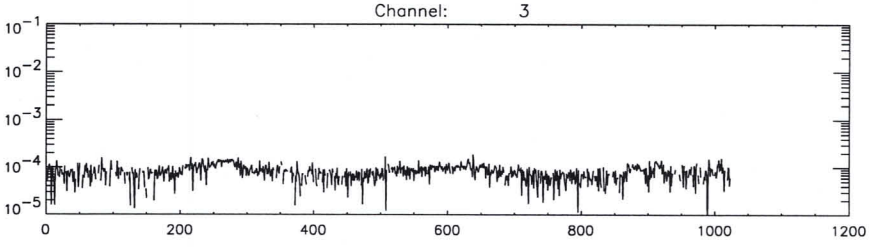
Channel: 3
10^{-1}
10^{-2}
10^{-3}
10^{-4}
10^{-5}
0
200
400
600
800
1000
1200

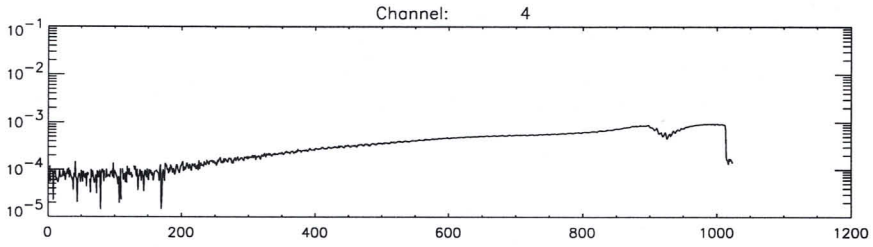
Channel: 4
10^{-1}
10^{-2}
10^{-3}
10^{-4}
10^{-5}
0
200
400
600
800
1000
1200

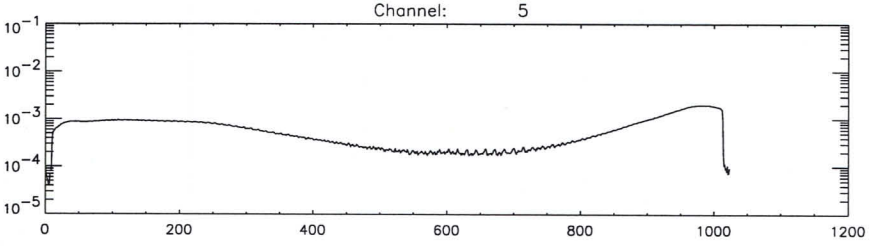
Channel: 5
10^{-1}
10^{-2}
10^{-3}
10^{-4}
10^{-5}
0
200
400
600
800
1000
1200

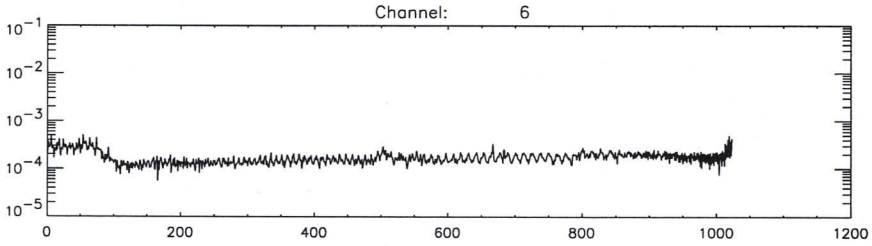
Channel: 6
10^{-1}
10^{-2}
10^{-3}
10^{-4}
10^{-5}
0
200
400
600
800
1000
1200

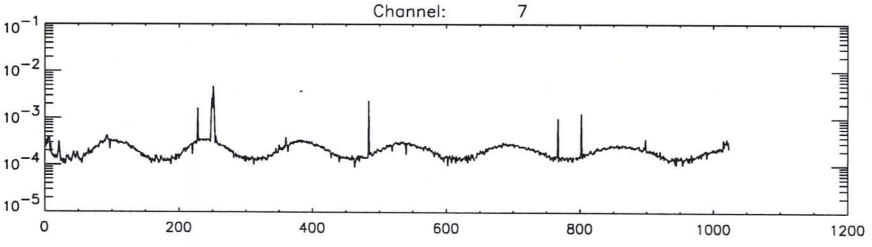
Channel: 7
10^{-1}
10^{-2}
10^{-3}
10^{-4}
10^{-5}
0
200
400
600
800
1000
1200

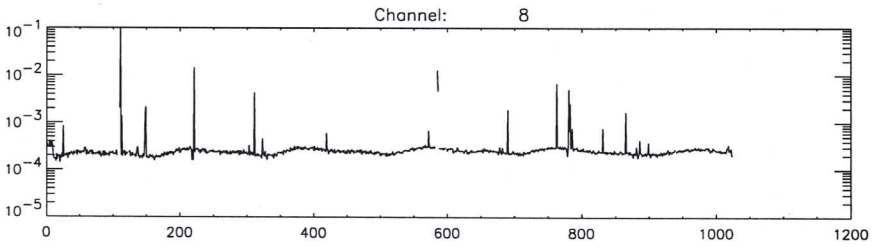
Channel: 8
10^{-1}
10^{-2}
10^{-3}
10^{-4}
10^{-5}
0
200
400
600
800
1000
1200

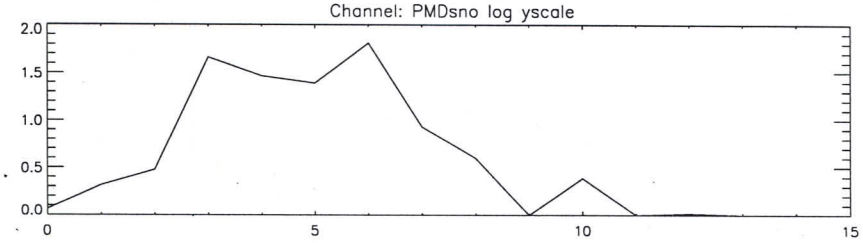
Channel: PMDsno log yscale
2.0
1.5
1.0
0.5
0.0
0
5
10
15

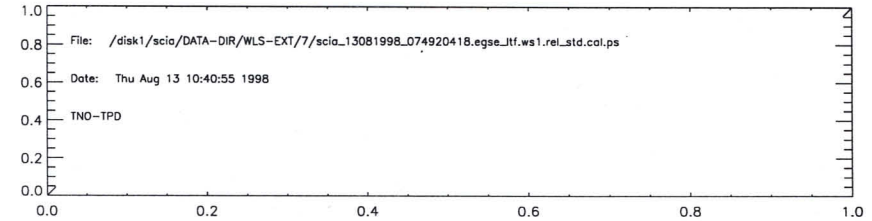
1.0
0.8
0.6
0.4
0.2
0.0
File: /disk1/scia/DATA-DIR/WLS-EXT/7/scia_13081998_074920418.egse_ltf.ws1.rel_std.cal.ps
Date: Thu Aug 13 10:40:55 1998
TNO-TPD
0.0
0.2
0.4
0.6
0.8
1.0

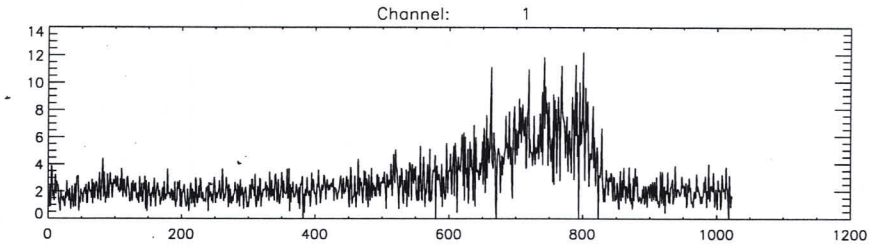
Channel: 1

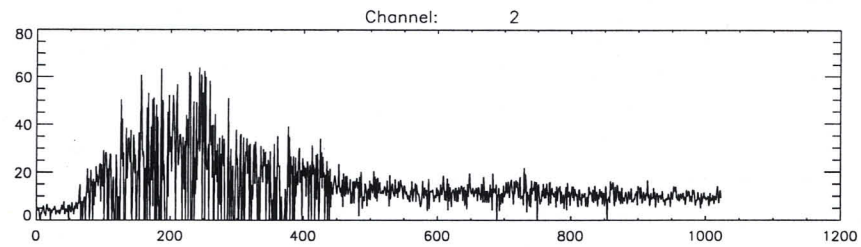
Channel: 2

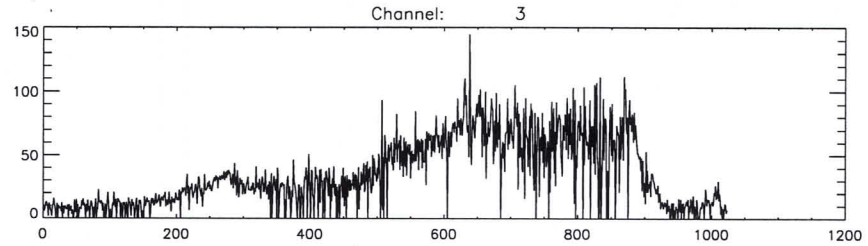
Channel: 3

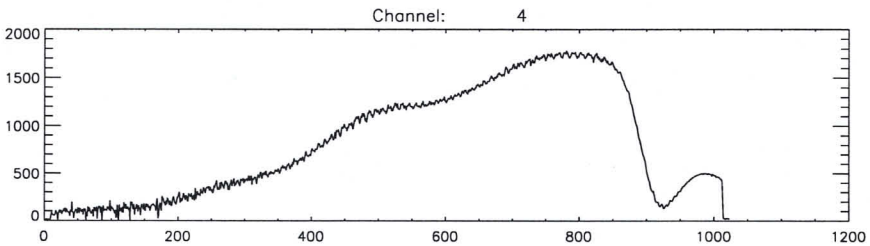
Channel: 4

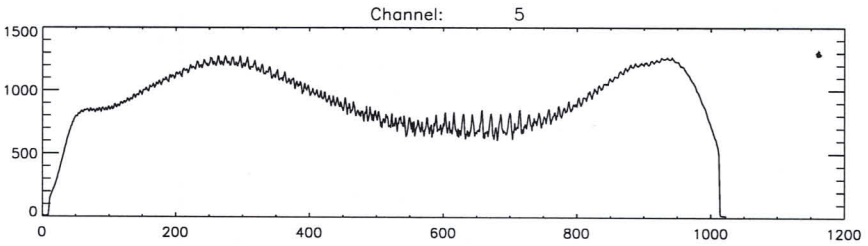
Channel: 5

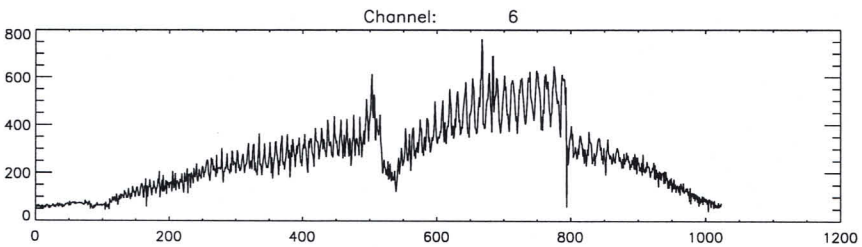
Channel: 6

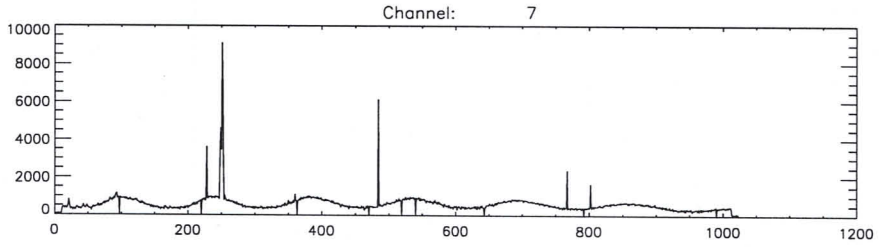
Channel: 7

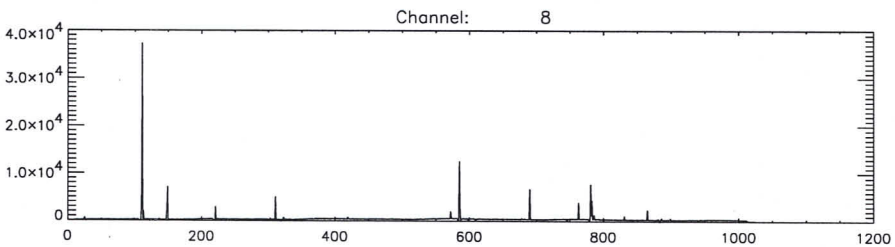
Channel: 8

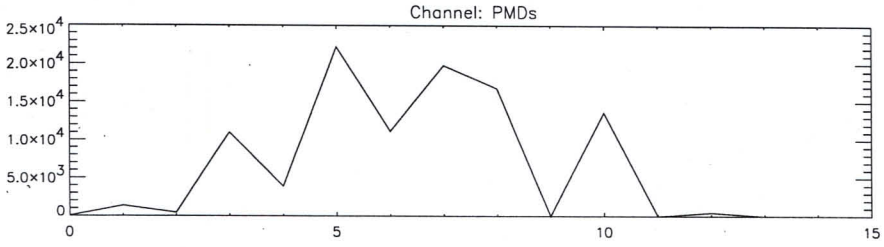
Channel: PMDs

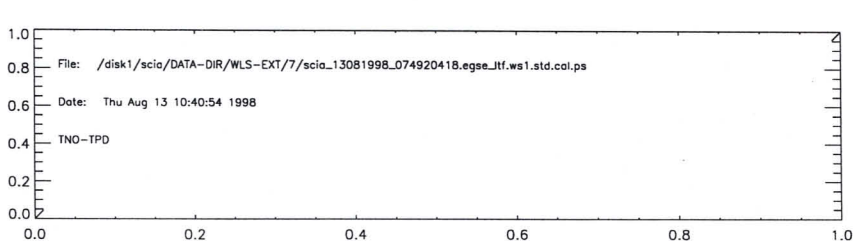
File: /disk1/scia/DATA-DIR/WLS-EXT/7/scia_13081998_074920418.egse_itf.ws1.std.cal.ps
Date: Thu Aug 13 10:40:54 1998
TNO-TPD

Etalon -external

STEP	ACTION	RESULT	MARKER
Intro	Your name: Date:	PD 13 08 98	
	What's the name of the (main) data input files generated by the EGSE? (*.dat)	scia-1308198d-074920418.dat	(A)
	Setup a three-window configuration on your SUN.		See course descr.
Cnstr directory	cd ~/DATA-DIR/WLS ; ls -l highest number in directory?	-EXT 6	Note: In window DATA-DIR (B)
	New directory: mkdir <B+1> ls -l What's now the highest number in directory? <C> should be <B> + 1 directory name is:	7 (Y) / N EXT ~/DATA-DIR/WLS/<C>	(Do this only when you haven't already a directory with the source file for PPG purposes.) (C) (DIR-NAME)
Copy data	See Analysis sheet: Transfer Data File	(Y) / N.	In DATA-DIR window
Cnstr correction directory	ls -l ~/DATA-DIR/CORR If there isn't a subdirectory corresponding to the current date, then construct a CORRECTION directory (see: analysis sheet Construct CORR directory). What is the valueof the correction subdirectory corresponding to the current date. When running the ETALON analysis, you will be asked to select this direcotory when storing the resulting ETALON correction file.	/	In DATA-DIR Window

Etalon -external-

Note: In window DATA-DIR; your current directory should be ~/DATA-DIR/WLS/<C >; don't forget the dot !!! May take more than 15 mins.

Cnstr EGSE_LTF

`cal_raw2ltf .` (Error messages are not necessarily fatal; check with SOLAN --in solan window-- whether output file is okay: there should be a signal present, and `dremark1` labels should be filled)

`ls -l *.egse_ltf`

What's the name of the egse_ltf file scia-13081998-074920418.dat.egse.ltf. (D)

`<D> should be <A>.egse_ltf` (Y) / N

Cnstr CAL files

`idl run_averscia` (and select file <D> when asked)

Note: In window IDL

In DATA-DIR window

Check CAL files

Dark files:

`ls -l *du*.avg.cal`

size: 146 kb

should be approx 150Kb

White light file:

`ls -l *wp*.avg.cal`

size: 146 kb

should be approx 150Kb

Note: all files should be present, if not:
(a) Check file <D> using SOLAN and check whether DU, WS and WP labels are present in dremark1 labels
(b) Check if enough disk space is available (Unix command `df -k | more`).

Print postscript

Print postscript files:

`lpr -P<printer> *.ps`

Contents dark file `*du*.avg.cal.ps` should be approx. constant within channels: (Y) / N

Contents of file `*wp*.avg.cal.ps` should resemble white light source: (Y) / N

	Contents of `*rel_std*.ps` files should be smaller than 0.01 (pixel 300 -- 800) for all channels. If not, value is:	(Y) / N _____
	Add postscript images to logbook, done	(Y) / N
Print logfiles	`lpr -P<printer> *.log`	
	Add logfiles to logbook, done	Y / N

ETALON processing

Run ETALON	`idl ~~do_etalon~~` el do_ext_etalon only for WP (*)	In IDL window
Check ETALON	`ls -l <DIR-NAME>/*`	In DATA-DIR window
	Size of file `*.du*.avg.cal.etalon.cal` 146 kb.	should be approx 150Kb
Check ETALON visually	`lpr -P<printer> *.du*.avg.cal.etalon.cal.ps` Value of ETALON should show only a small variation around 1.0 (like noise). (Y) / N	(*) When asked a file containing reference WLS spectrum (START_OF_CAL) select the right subdirectory EXTERN_START_OF_CAL_WARM or EXTERN_START_OF_CAL_COLD. (depending on detector temp. if using ac- extended loop use EXTERN_START_OF_CAL_COLD OR EXTERN_START_OF_CAL_WARM
	Add postscript images to logbook, done (Y) / N	
Print logfiles	`lpr -P<printer> *.du*.avg.cal.etalon.cal.log` Add logfiles to logbook, done (Y) / N	
Back up	Create 3 sets of backup CDs of directory <DIR-NAME> (One CD has a capacity of 600 Mbytes, the UNIX command `/usr/bin/du -k .` gives the number of kilo bytes in the current directory). Name of backup CDs _____	See analysis sheet BackUp

Sign: Name _____

Date and time _____

Signature _____

#####
#####
#####
#####
#####
User: scia6!scia
#####
Title: scia_13081998_074920418.egse_ltf.wp1.avg.cal.etalon.ps
#####
scia6
#####
Printed: Thu 11:51 Aug 13, 1998
#####
Job number: hp6mp-97
#####
#####
#####
#####
#####

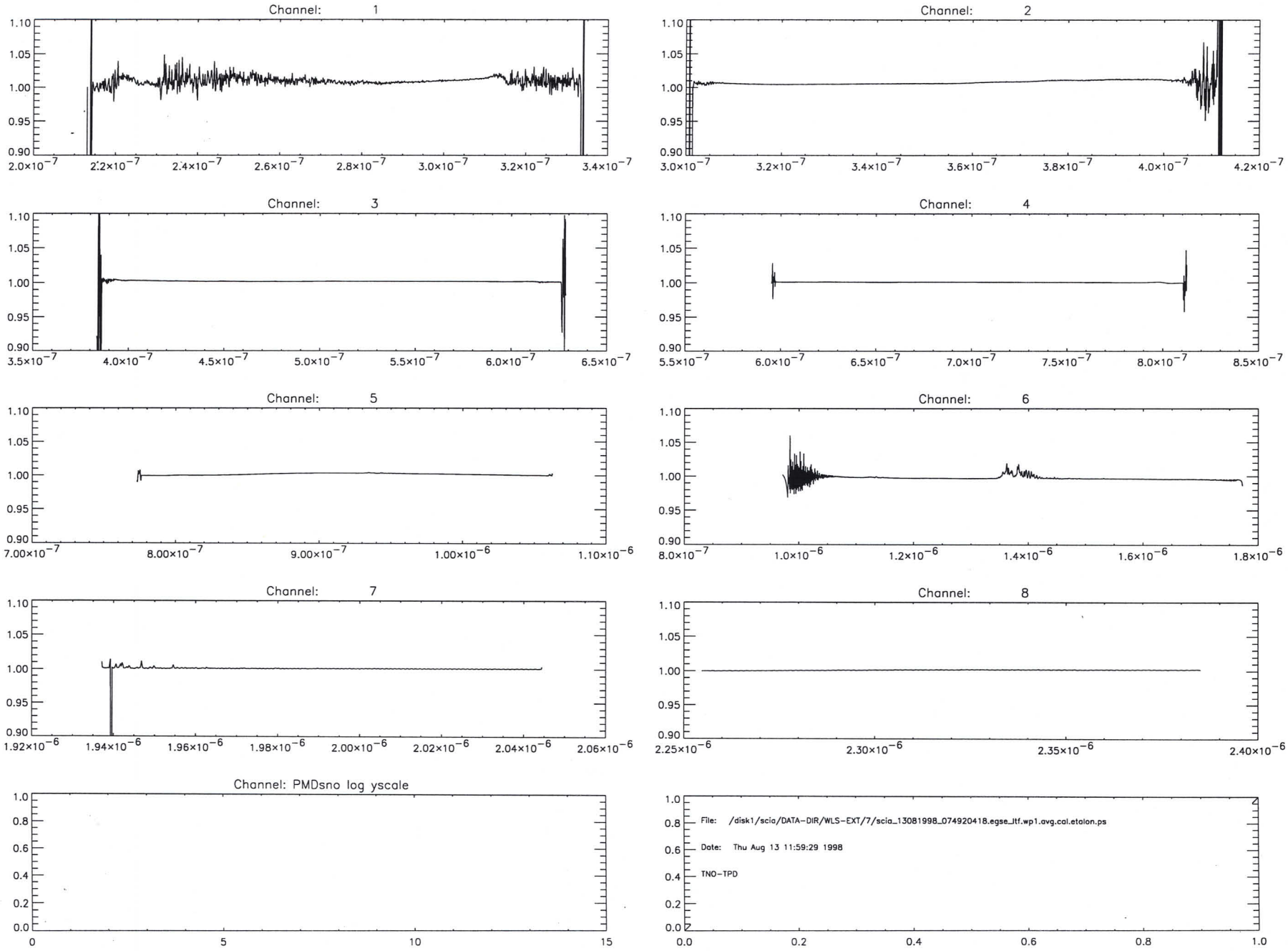
Channel: 1
Channel: 2
Channel: 3
Channel: 4
Channel: 5
Channel: 6
Channel: 7
Channel: 8
Channel: PMDsno log yscale
File: /disk1/scia/DATA-DIR/WLS-EXT/7/scia_13081998_074920418.egse_ltf.wp1.avg.cal.etalon.ps
Date: Thu Aug 13 11:59:29 1998
TNO-TPD

#####
#####
#####
#####
#####
User: scia6!scia
#####
Title: scia_13081998_074920418.egse_ltf.wp1.avg.cal.etalon.cal.log
#####
scia6
#####
Printed: Thu 11:52 Aug 13, 1998
#####
Job number: hp6mp-98
#####
#####
#####
#####
#####

Version: 0.1
Input files:

/disk1/scia/DATA-DIR/WLS-EXT/7/scia_13081998_074920418.egse_ltf.du1.avg.cal
 and

/disk1/scia/DATA-DIR/WLS-EXT/7/scia_13081998_074920418.egse_ltf.wp1.avg.cal
Action: Extraction of etalon structure
Processing time: Thu Aug 13 11:59:28 1998
Output file name:
/disk1/scia/DATA-DIR/WLS-EXT/7/scia_13081998_074920418.egse_ltf.wp1.avg.cal.et

Formal Run of Measurement

(Measurement ID) WLS-EXT

Request for Actual Status		(cross out entries that are **not** requested.)
Request for Modification		(fill in only entries to be modified) S14.2
Request for Run	X	(no entries = run based on actual default settings)

Scanner Positions

Azimuth	+45.00	deg
Elevation	+45.00	deg

Timeline for each Data Acquisition Period during Measurement

	1	2	3	4	5	6	7	8	9	10
State ID	5									
Repetitions	5									

State Parameters for States used in Timeline (State ID must be given)

Channel	PET [s] or H#	Co-Adding	PET [s] or H#	Co-Adding	PET [s] or H#	Co-Adding	PET [s] or H#	Co-Adding
1a	64	1						
1b	64	1						
2b	8	8						
2a	8	8						
3	0.125	32						
4	0.0625	64						
5	0.0325	64						
6	H5	64						
7	H6	64						
8	H7	64						
State ID								

Stimuli Settings for Existing Blocks in Measurement

Block No	Stimuli Setup ID	PPC [deg]	Polarizer [deg]	Shutter open/close	Acquisition Time [s]	Lambda [nm] Start	Stop	Step	Repetition Factor	Message	OS Setup Time [s]

Measurement Data Description

Test Purpose	IID48
Remark	
Data Directory	0225_09.01.17_WLS_EXT

Signatures

	Date	Signature
Issued	13-00-98	
< Performed	13-8-98	

Formal Run of Measurement

(Measurement ID) WLS-EXT

Request for Actual Status		(cross out entries that are **not** requested.)
Request for Modification		(fill in only entries to be modified) S14.2
Request for Run	X	(no entries = run based on actual default settings)

Scanner Positions

Azimuth	+45.00	deg
Elevation	+45.00	deg

Timeline for each Data Acquisition Period during Measurement

	1	2	3	4	5	6	7	8	9	10
State ID	5									
Repetitions	5									

State Parameters for States used in Timeline (State ID must be given)

Channel	PET [s] or H#	Co-Adding	PET [s] or H#	Co-Adding	PET [s] or H#	Co-Adding	PET [s] or H#	Co-Adding
1a	64	1						
1b	64	1						
2b	8	8						
2a	8	8						
3	0.175	32						
4	0.0625	64						
5	0.0315	64						
6	H5	64						
7	H6	64						
8	H7	64						
State ID								

Stimuli Settings for Existing Blocks in Measurement

Block No	Stimuli Setup ID	PPC [deg]	Polarizer [deg]	Shutter open/close	Acquisition Time [s]	Lambda [nm] Start	Stop	Step	Repetition Factor	Message	OS Setup Time [s]

Measurement Data Description

Test Purpose	IID48
Remark	
Data Directory	0225_09.01.17_WLS_EXT

Signatures

	Date	Signature
Issued	13-00-98	
< Performed	13-2-1998	

Etalon -external

STEP	ACTION	RESULT	MARKER
Intro	Your name: Date:	PD 13 08 98	
	What's the name of the (main) data input files generated by the EGSE? (*.dat)	scia-13081998-09055376o.dat	(A)
	Setup a three-window configuration on your SUN.		See course descr.
Cnstr directory	cd ~/DATA-DIR/WLS ; ls -l highest number in directory?	-EXT 7	Note: In window DATA-DIR (B)
	New directory: mkdir <B+1> ls -l What's now the highest number in directory? <C> should be <B> + 1 directory name is:	8 Y / N EXT ~/DATA-DIR/WLS/<C>	(Do this only when you haven't already a directory with the source file for PPG purposes.) (C) (DIR-NAME)
Copy data	See Analysis sheet: Transfer Data File	Y / N	In DATA-DIR window
Cnstr correction directory	ls -l ~/DATA-DIR/CORR If there isn't a subdirectory corresponding to the current date, then construct a CORRECTION directory (see: analysis sheet Construct CORR directory). What is the valueof the correction subdirectory corresponding to the current date. When running the ETALON analysis, you will be asked to select this direcotory when storing the resulting ETALON correction file.		In DATA-DIR Window

Etalon -external-

Cnstr EGSE_LTF	`cal_raw2ltf .` (Error messages are not necessarily fatal; check with SOLAN --in solan window-- whether output file is okay: there should be a signal present, and `dremark1` labels should be filled) `ls -l *.egse_ltf` What's the name of the egse_ltf file sc1a_1300i99j0-090553760.egse-ltf (D) `<D> should be <A>.egse_ltf` (Y) / N	Note: In window DATA-DIR; your current directory should be ~/DATA-DIR/WLS/<C >; don't forget the dot !!! May take more than 15 mins.
Cnstr CAL files	`idl run_averscia` (and select file <D> when asked)	Note: In window IDL In DATA-DIR window
Check CAL files	Dark files: `ls -l *du*.avg.cal` size: 146 kb	should be approx 150Kb
	White light file: `ls -l *wu*.avg.cal` WP WS size: 146kb both.	should be approx 150Kb
	Note: all files should be present, if not: (a) Check file <D> using SOLAN and check whether DU, WS and WP labels are present in dremark1 labels (b) Check if enough disk space is available (Unix command `df -k | more`).	
Print postscript	Print postscript files: `lpr -P<printer> *.ps` Contents dark file `*du*.avg.cal.ps` should be approx. constant within channels: (Y) / N Contents of file `*wu*.avg.cal.ps` should resemble white light source: (Y) / N	

	Contents of `*rel_std*.ps` files should be smaller than 0.01 (pixel 300 -- 800) for all channels. If not, value is:	Y / N _____
	Add postscript images to logbook, done	Y / N
Print logfiles	`lpr -P<printer> *.log`	
	Add logfiles to logbook, done	Y / N

ETALON processing

Run ETALON	`idl` ~~`do_etalon`~~ (*) `do_ext_etalon` only for WP	In IDL window
Check ETALON	`ls -l <DIR-NAME>/*`	In DATA-DIR window
	Size of file `*.du*.avg.cal.etalon.cal` 146 kb	should be approx 150Kb
Check ETALON visually	`lpr -P<printer> *.du*.avg.cal.etalon.cal.ps`	
	Value of ETALON should show only a small variation around 1.0 (like noise).	Y / N
	Add postscript images to logbook, done	Y / N
Print logfiles	`lpr -P<printer> *.du*.avg.cal.etalon.cal.log`	
	Add logfiles to logbook, done	Y / N

(*) When asked a file containing reference WOLS spectrum (START_OF_CAL) select the right subdirect. EXTERN_START_OF_CAL_WARM or EXTERN_START_OF_CAL_COLD. (depending on detector temp.)

If using an external loop use: EXTERN_START_OF_CAL_COLD or EXTERN_START_OF_CAL_WARM

Back up	Create 3 sets of backup CDs of directory <DIR-NAME> (One CD has a capacity of 600 Mbytes, the UNIX command `/usr/bin/du -k .` gives the number of kilo bytes in the current directory). Name of backup CDs _____	See analysis sheet BackUp

Sign: Name _____

Date and time _____

Signature _____

STEP	ACTION	RESULT	MARKER
Intro	Your name: Date:	PD 13 08 98	
	What's the name of the (main) data input files that you want to store on the SUN named `scia6`?	scia_13081998-09053760.dat (A)	
	Setup a three-window configuration on your SUN.		See course descr.
Do Transfer	Be sure that you are in the directory you want your files in ftp <internet-address>, where you can find the address of the PC in the file `/etc/hosts` (entry: cdwpc). The address will also be next to you on paper (most probably). When asked for user, fill in: `anonymous`, when asked for an email address, fill in your email address on TPD. Set in binary: `binary` `mget *` (and return `y` to every file). `bye`		In DATA-DIR window In DATA window Approx. 140 kB

Sign: Name / Date and time / Signature

PD
13-08-98 12:00

#####
#####
#####
#####
#####
User: scia6!scia
#####
Title: scia_13081998_090553760.egse_ltf.du1.avg.cal.ps
#####
scia6
#####
Printed: Thu 12:58 Aug 13, 1998
#####
Job number: hp6mp-99
#####
#####
#####
#####
#####

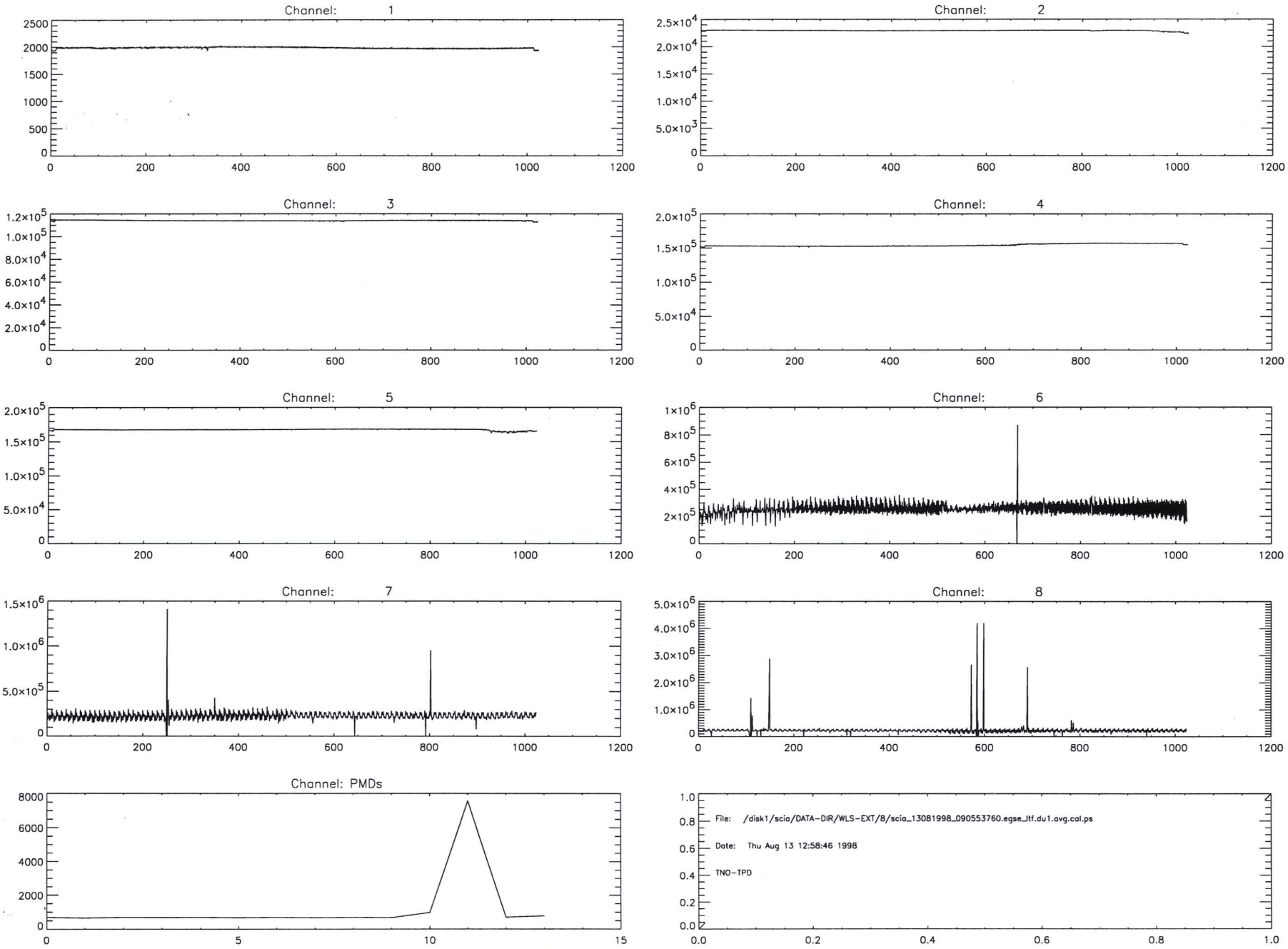
Channel: 1
Channel: 2
Channel: 3
Channel: 4
Channel: 5
Channel: 6
Channel: 7
Channel: 8
Channel: PMDs
File: /disk1/scia/DATA-DIR/WLS-EXT/8/scia_13081998_090553760.egse_itf.du1.avg.cal.ps
Date: Thu Aug 13 12:58:46 1998
TNO-TPD

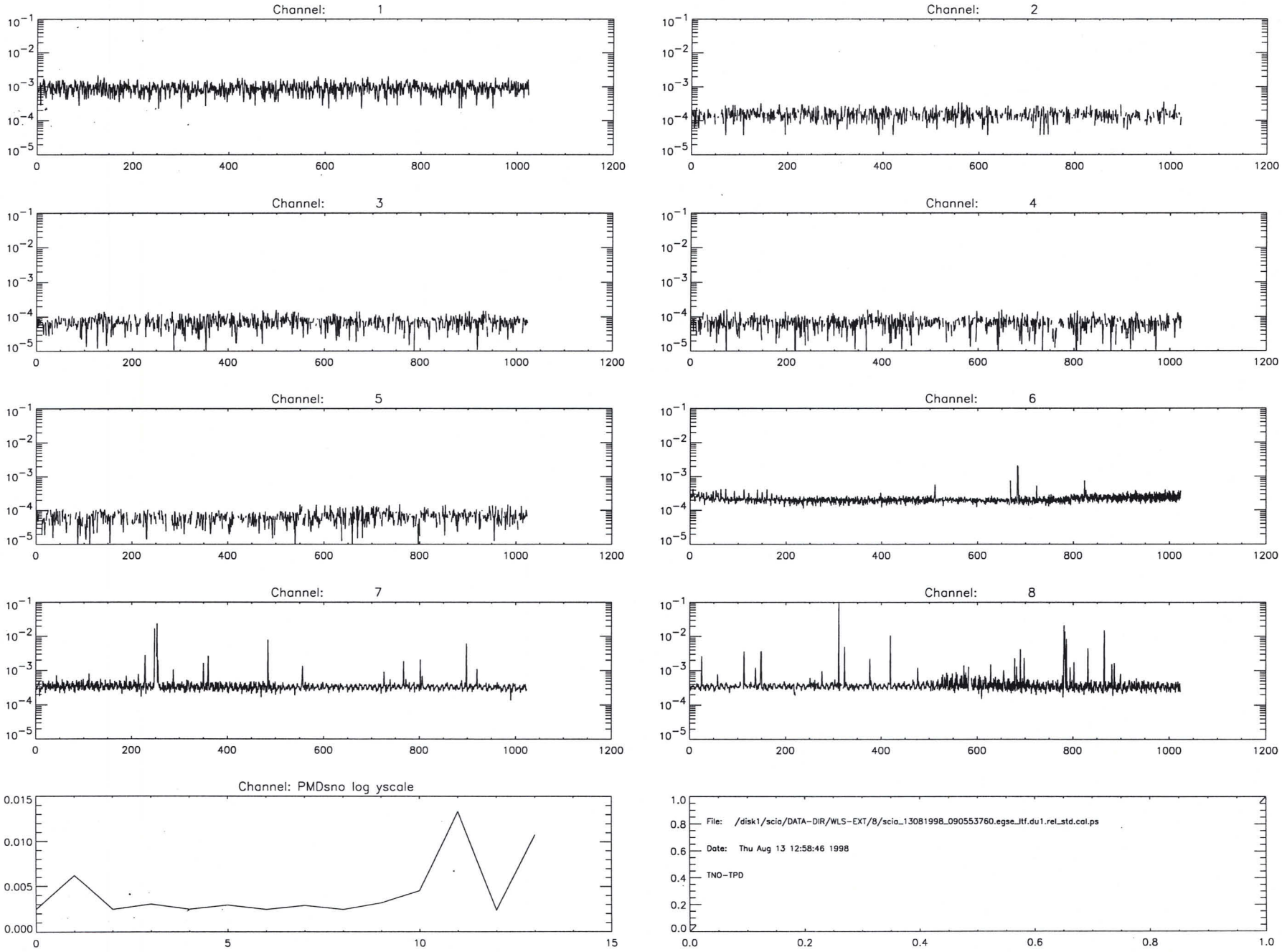
Channel: 1
Channel: 2
Channel: 3
Channel: 4
Channel: 5
Channel: 6
Channel: 7
Channel: 8
Channel: PMDsno log yscale
File: /disk1/scia/DATA-DIR/WLS-EXT/8/scia_13081998_090553760.egse_ltf.du1.rel_std.cal.ps
Date: Thu Aug 13 12:58:46 1998
TNO-TPD

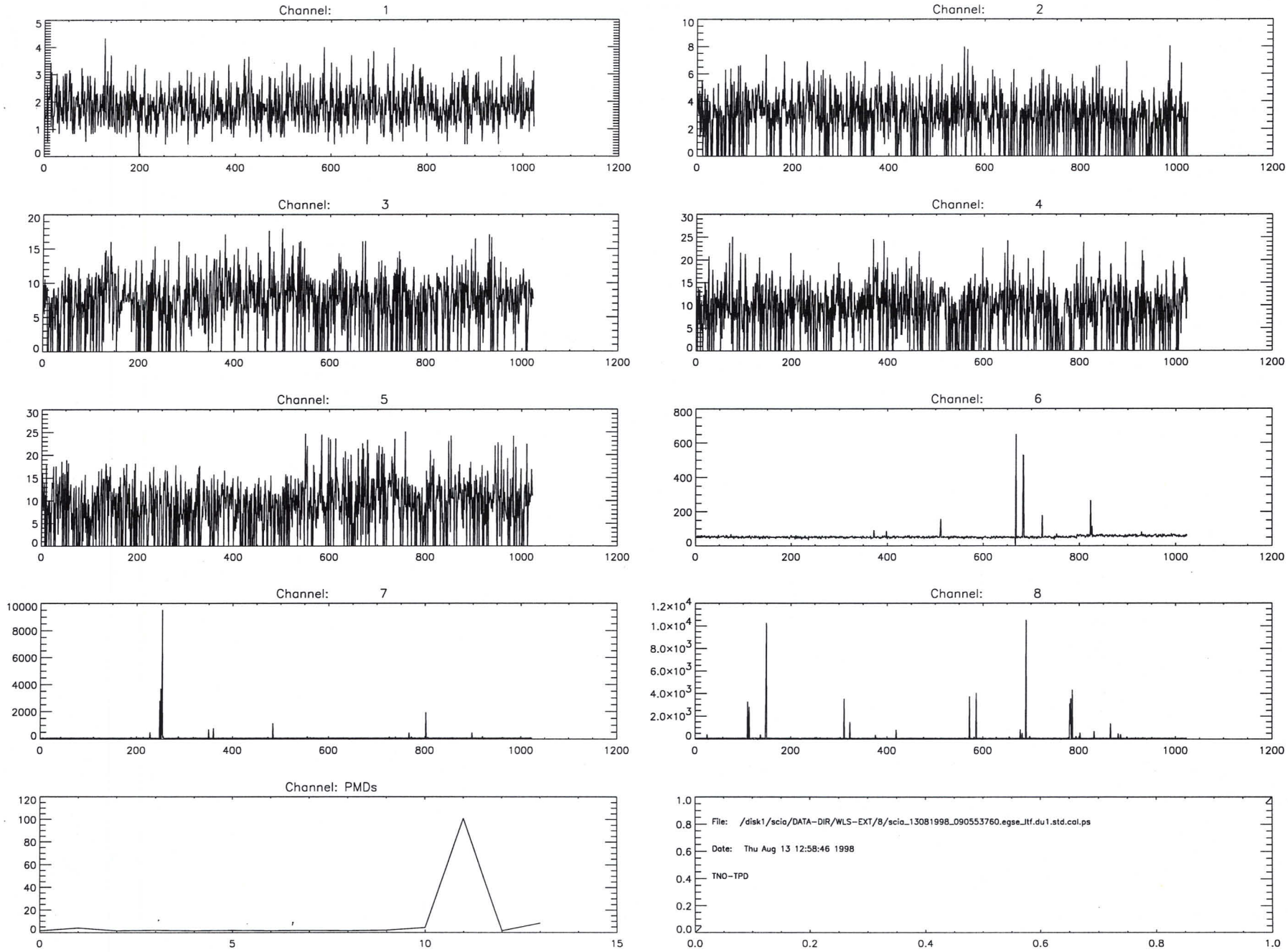
Channel: 1
Channel: 2
Channel: 3
Channel: 4
Channel: 5
Channel: 6
Channel: 7
Channel: 8
Channel: PMDs
File: /disk1/scia/DATA-DIR/WLS-EXT/8/scia_13081998_090553760.egse_itf.du1.std.cal.ps
Date: Thu Aug 13 12:58:46 1998
TNO-TPD

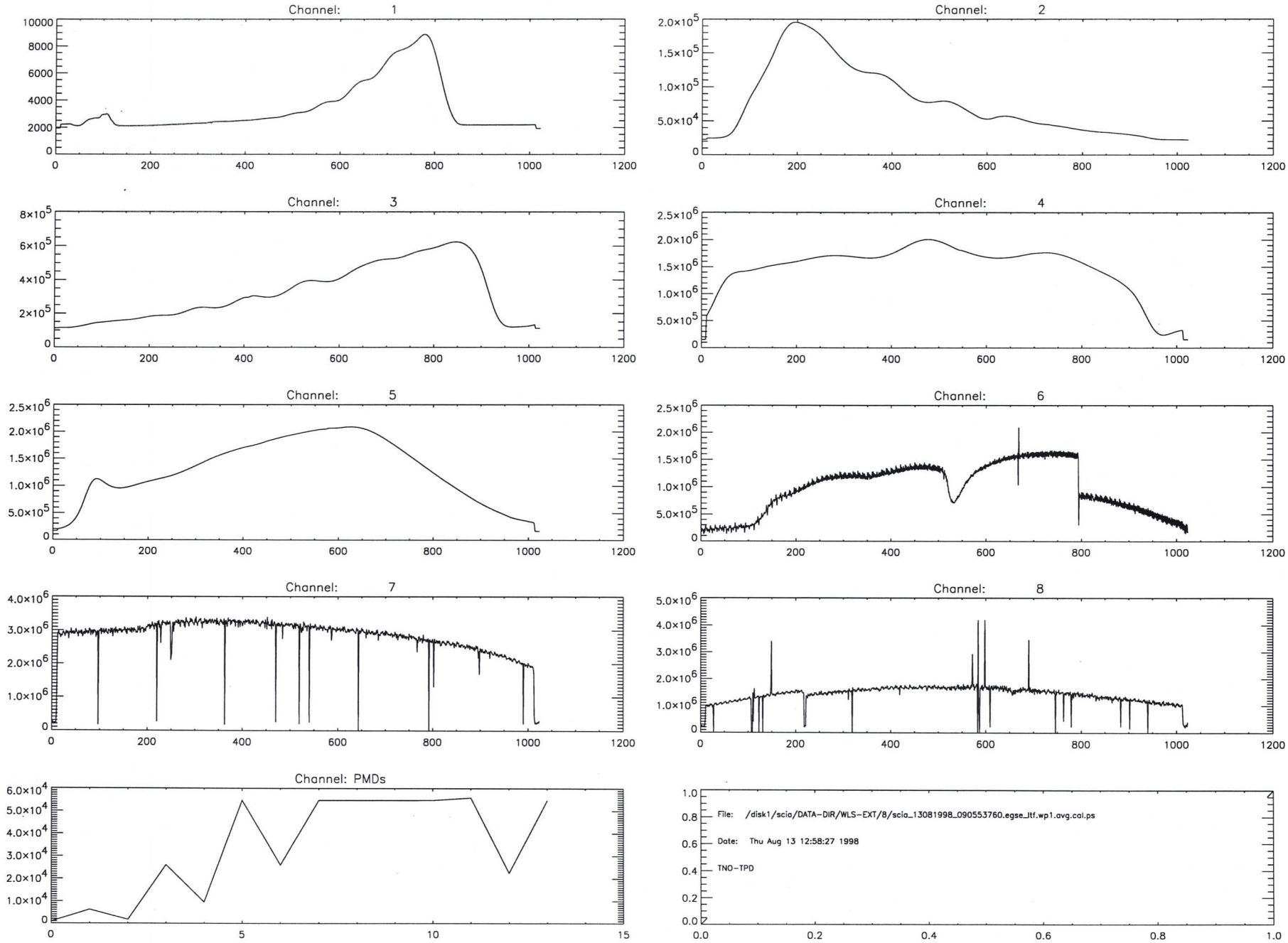
Channel: 1
Channel: 2
Channel: 3
Channel: 4
Channel: 5
Channel: 6
Channel: 7
Channel: 8
Channel: PMDs
File: /disk1/scia/DATA-DIR/WLS-EXT/8/scia_13081998_090553760.egse_Itf.wp1.avg.cal.ps
Date: Thu Aug 13 12:58:27 1998
TNO-TPD

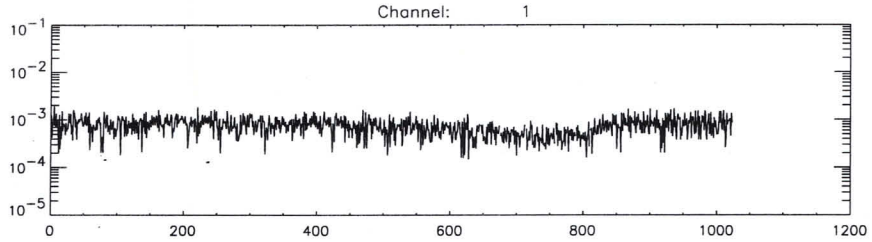
Channel: 1

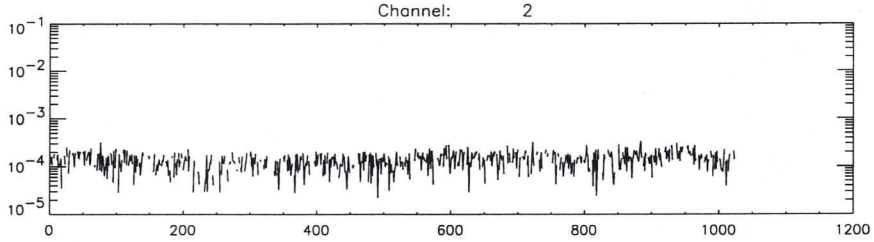
Channel: 2

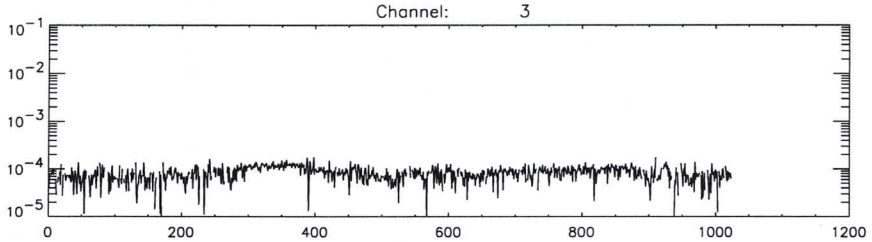
Channel: 3

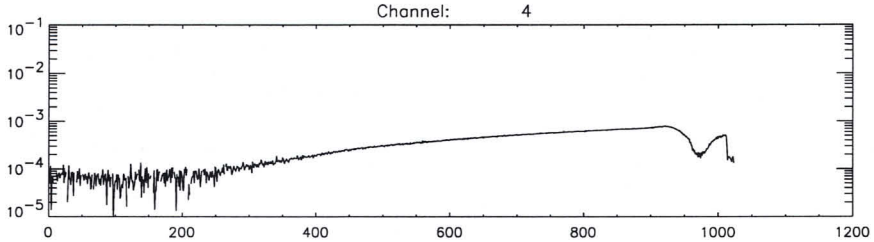
Channel: 4

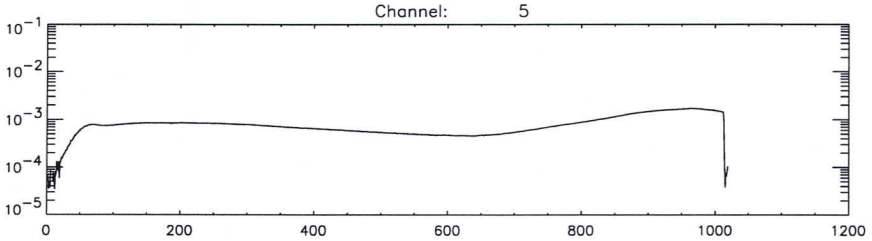
Channel: 5

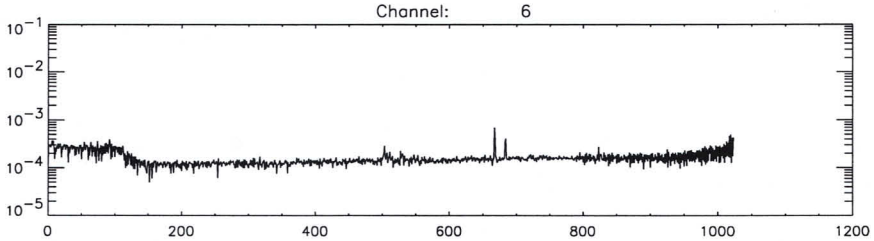
Channel: 6

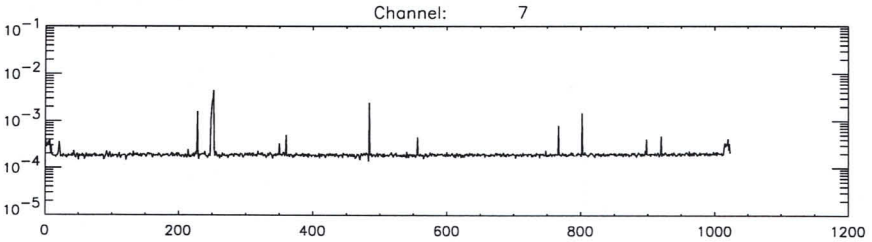
Channel: 7

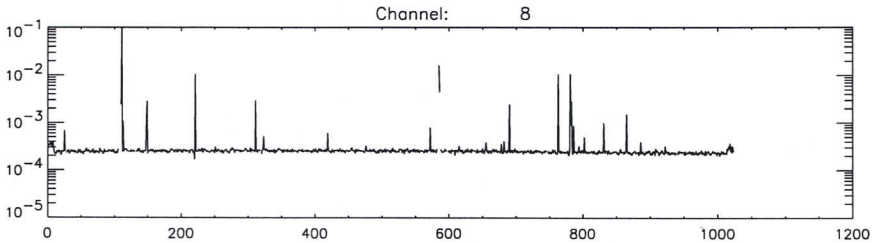
Channel: 8

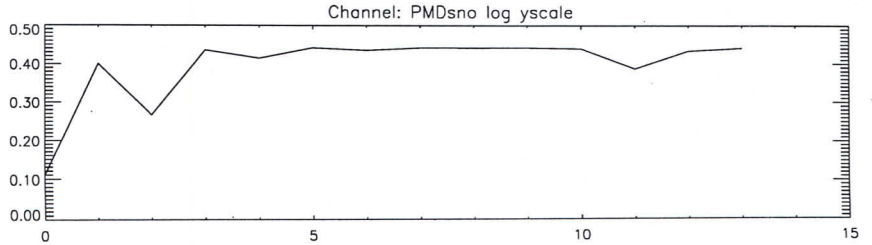
Channel: PMDsno log yscale

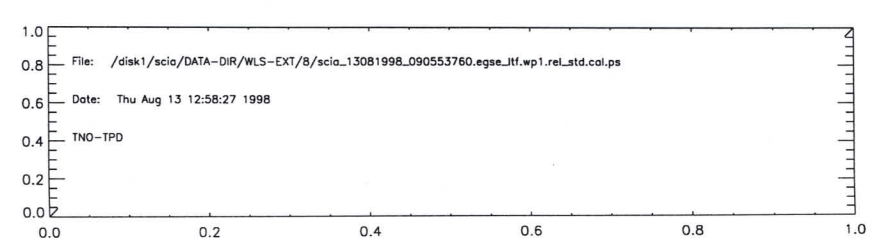
File: /disk1/scia/DATA-DIR/WLS-EXT/8/scia_13081998_090553760.egse_itf.wp1.rel_std.cal.ps
Date: Thu Aug 13 12:58:27 1998
TNO-TPD

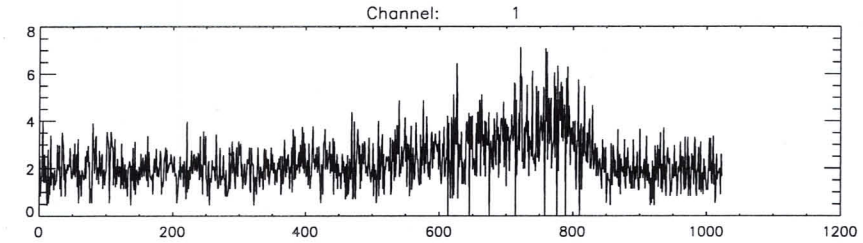
Channel: 1
0 2 4 6 8
0 200 400 600 800 1000 1200

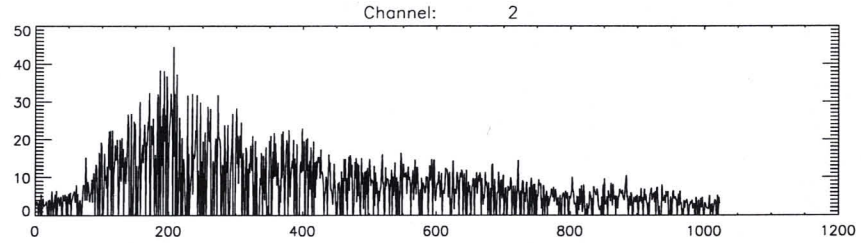
Channel: 2
0 10 20 30 40 50
0 200 400 600 800 1000 1200

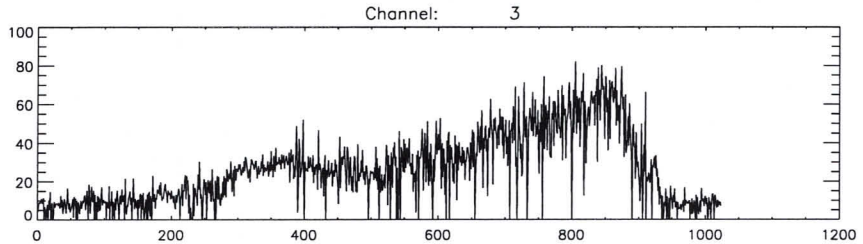
Channel: 3
0 20 40 60 80 100
0 200 400 600 800 1000 1200

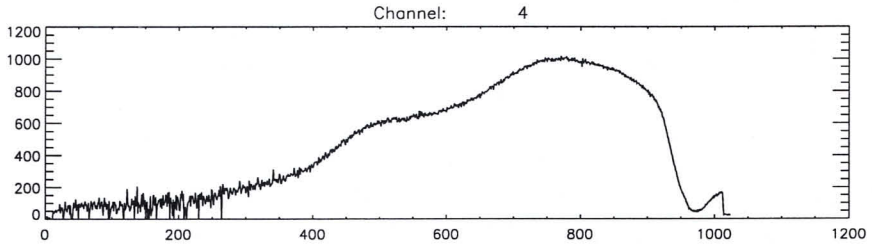
Channel: 4
0 200 400 600 800 1000 1200
0 200 400 600 800 1000 1200

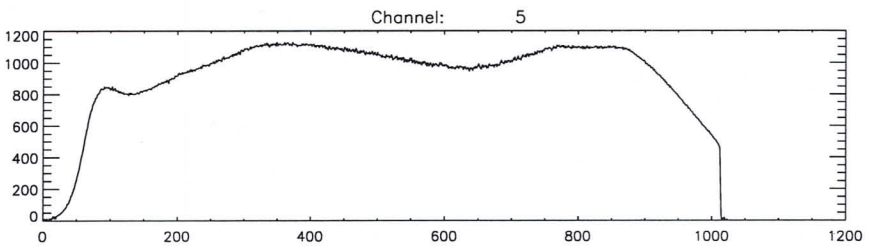
Channel: 5
0 200 400 600 800 1000 1200
0 200 400 600 800 1000 1200

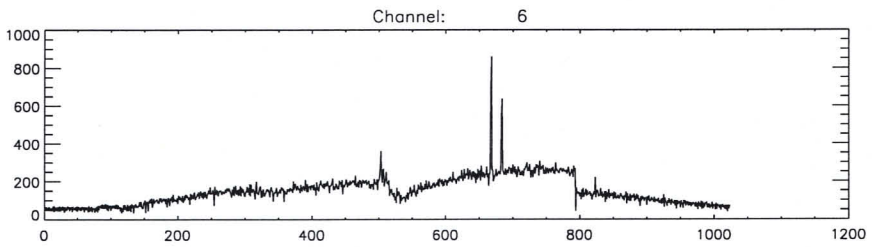
Channel: 6
0 200 400 600 800 1000
0 200 400 600 800 1000 1200

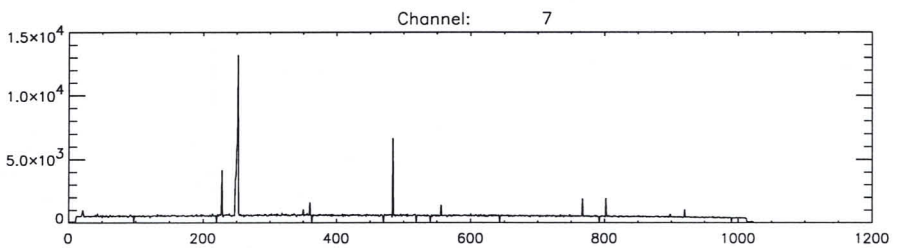
Channel: 7
0 5.0x10^3 1.0x10^4 1.5x10^4
0 200 400 600 800 1000 1200

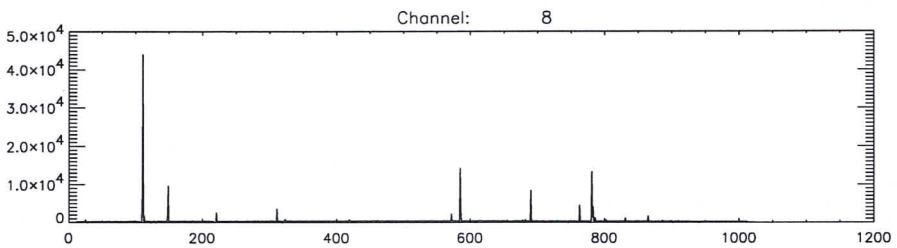
Channel: 8
0 1.0x10^4 2.0x10^4 3.0x10^4 4.0x10^4 5.0x10^4
0 200 400 600 800 1000 1200

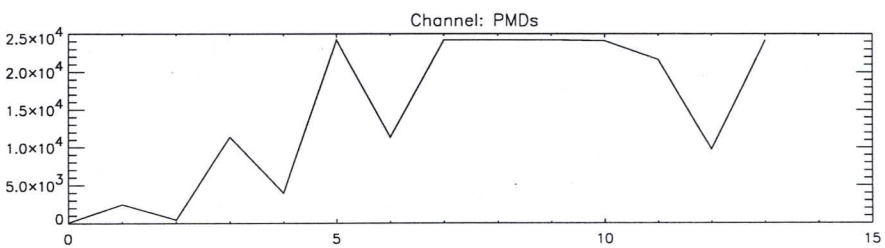
Channel: PMDs
0 5.0x10^3 1.0x10^4 1.5x10^4 2.0x10^4 2.5x10^4
0 5 10 15

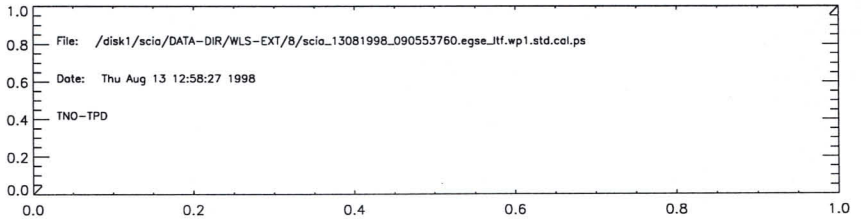
File: /disk1/scia/DATA-DIR/WLS-EXT/8/scia_13081998_090553760.egse_itf.wp1.std.cal.ps
Date: Thu Aug 13 12:58:27 1998
TNO-TPD
0.0 0.2 0.4 0.6 0.8 1.0
0.0 0.2 0.4 0.6 0.8 1.0

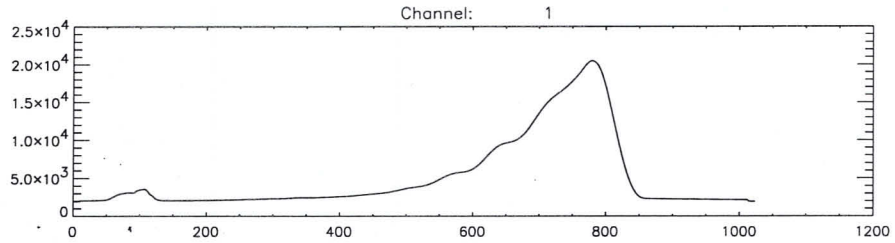
Channel: 1
2.5x10^4
2.0x10^4
1.5x10^4
1.0x10^4
5.0x10^3
0
0
200
400
600
800
1000
1200

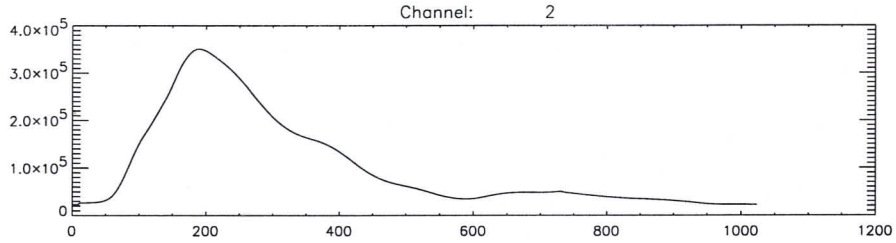
Channel: 2
4.0x10^5
3.0x10^5
2.0x10^5
1.0x10^5
0
0
200
400
600
800
1000
1200

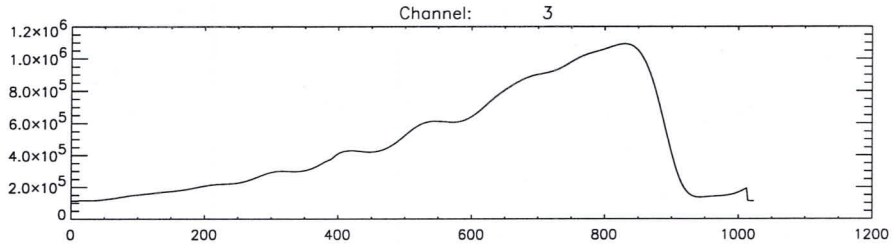
Channel: 3
1.2x10^6
1.0x10^6
8.0x10^5
6.0x10^5
4.0x10^5
2.0x10^5
0
0
200
400
600
800
1000
1200

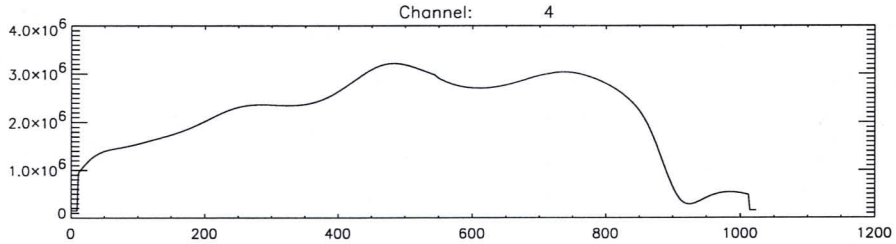
Channel: 4
4.0x10^6
3.0x10^6
2.0x10^6
1.0x10^6
0
0
200
400
600
800
1000
1200

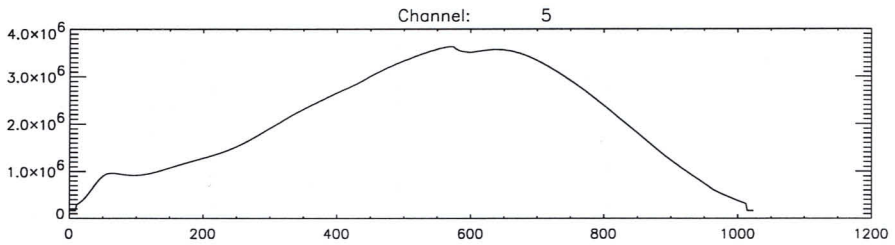
Channel: 5
4.0x10^6
3.0x10^6
2.0x10^6
1.0x10^6
0
0
200
400
600
800
1000
1200

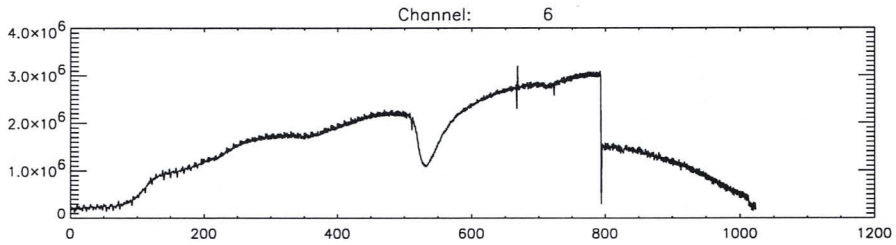
Channel: 6
4.0x10^6
3.0x10^6
2.0x10^6
1.0x10^6
0
0
200
400
600
800
1000
1200

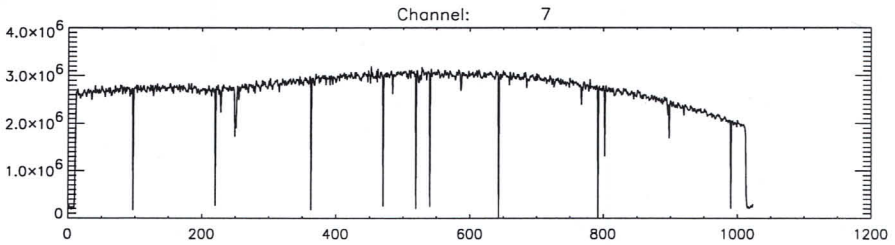
Channel: 7
4.0x10^6
3.0x10^6
2.0x10^6
1.0x10^6
0
0
200
400
600
800
1000
1200

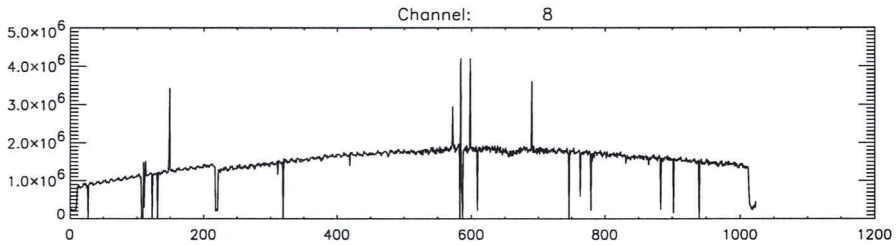
Channel: 8
5.0x10^6
4.0x10^6
3.0x10^6
2.0x10^6
1.0x10^6
0
0
200
400
600
800
1000
1200

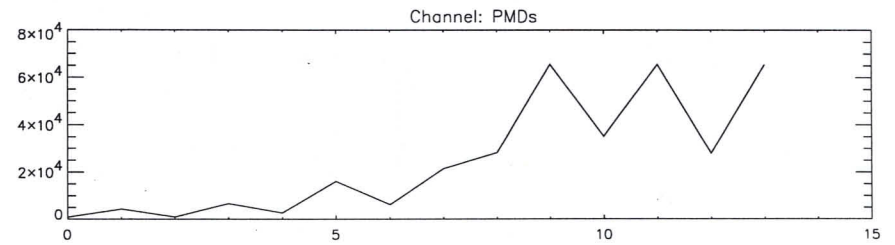
Channel: PMDs
8x10^4
6x10^4
4x10^4
2x10^4
0
0
5
10
15

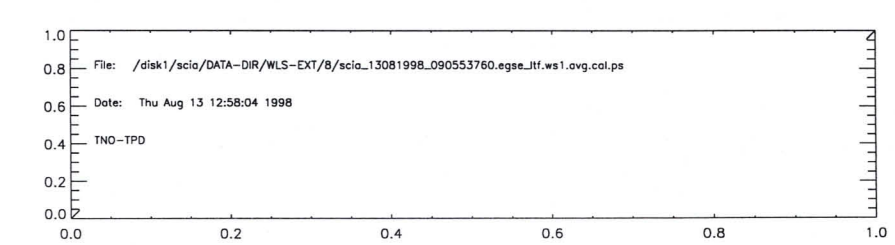
1.0
0.8
0.6
0.4
0.2
0.0
File: /disk1/scia/DATA-DIR/WLS-EXT/8/scia_13081998_090553760.egse_itf.ws1.avg.cal.ps
Date: Thu Aug 13 12:58:04 1998
TNO-TPD
0.0
0.2
0.4
0.6
0.8
1.0

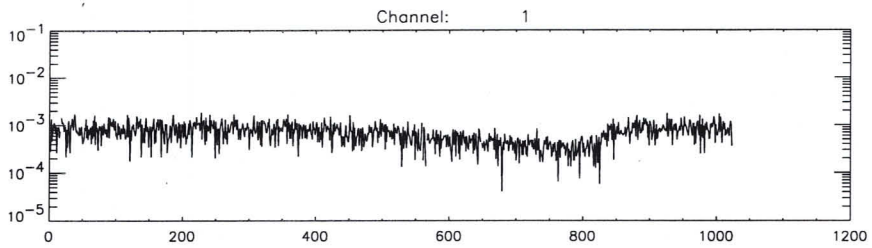
Channel: 1

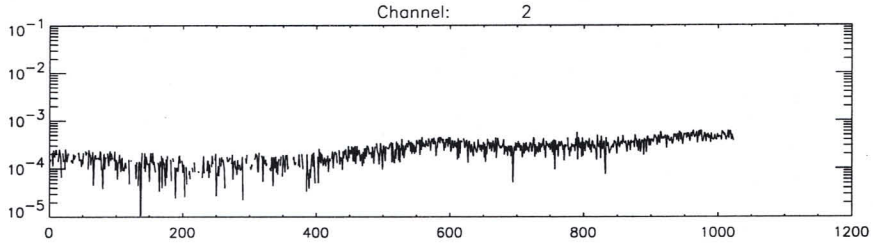
Channel: 2

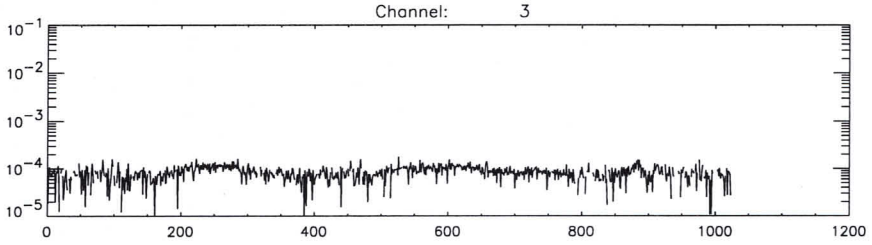
Channel: 3

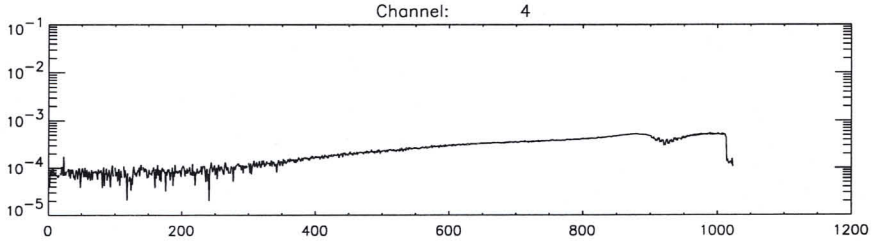
Channel: 4

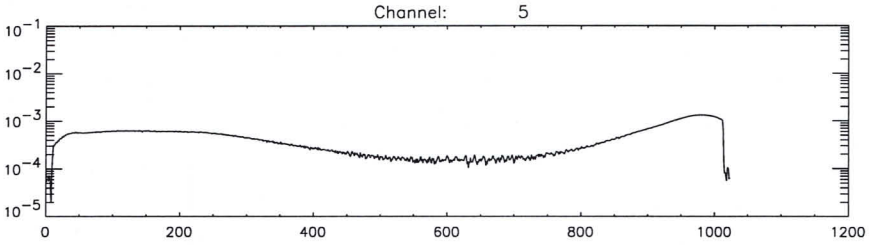
Channel: 5

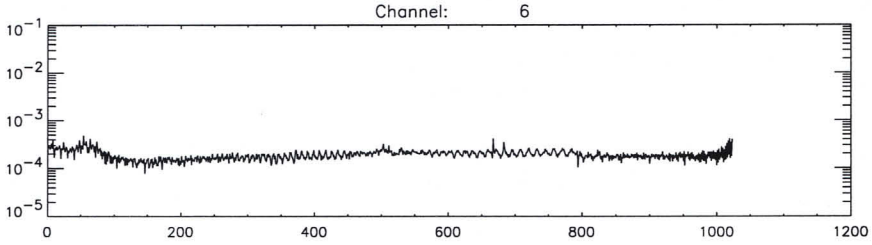
Channel: 6

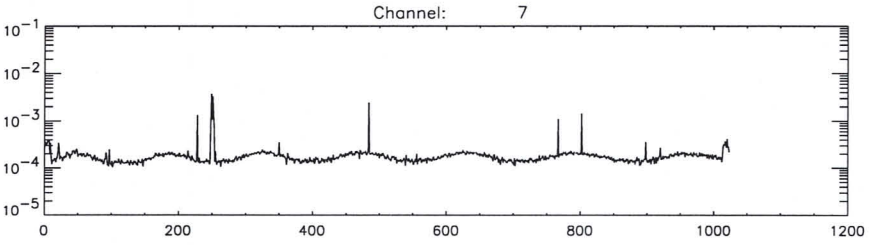
Channel: 7

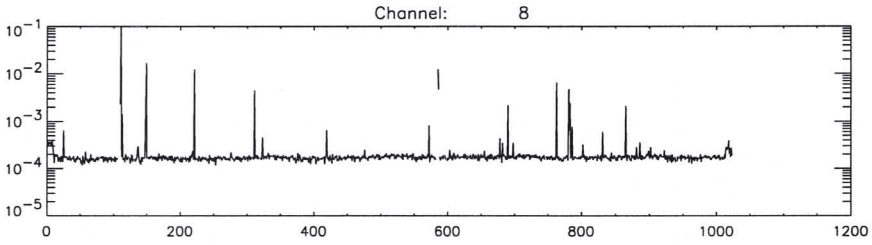
Channel: 8

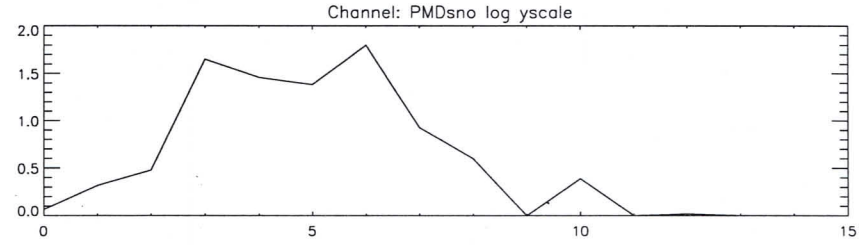
Channel: PMDsno log yscale

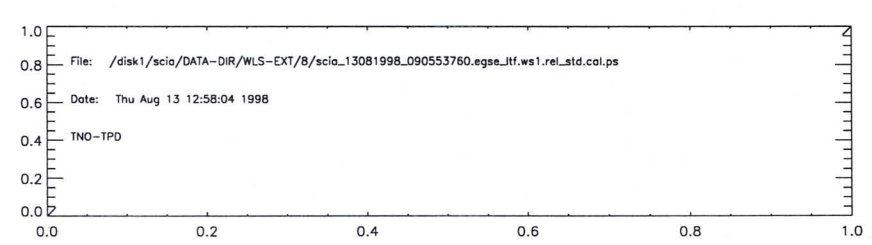
File: /disk1/scia/DATA-DIR/WLS-EXT/8/scia_13081998_090553760.egse_itf.ws1.rel_std.cal.ps
Date: Thu Aug 13 12:58:04 1998
TNO-TPD

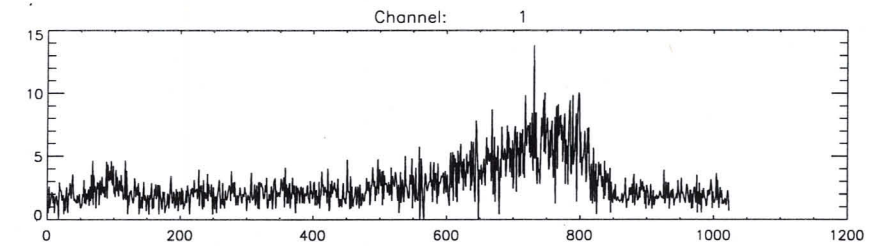
Channel: 1

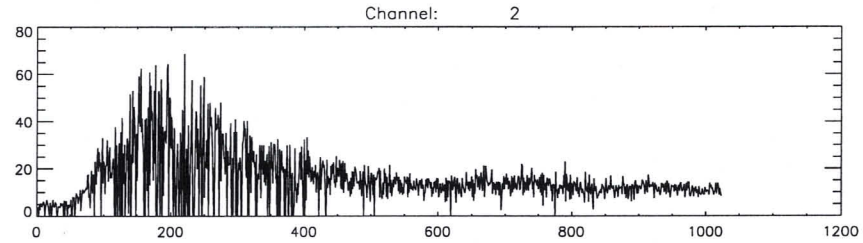
Channel: 2

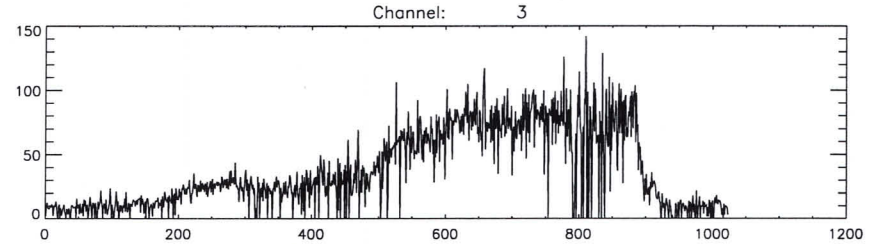
Channel: 3

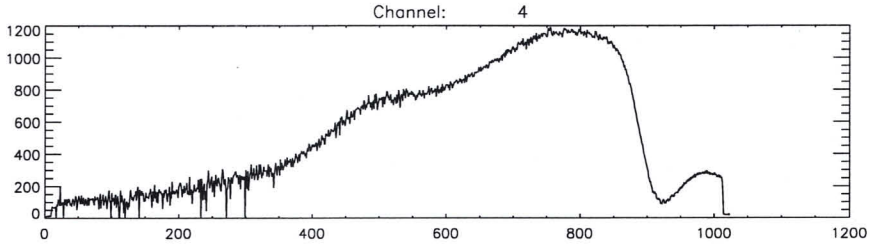
Channel: 4

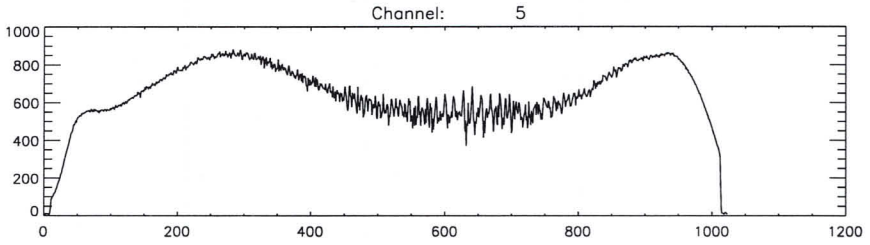
Channel: 5

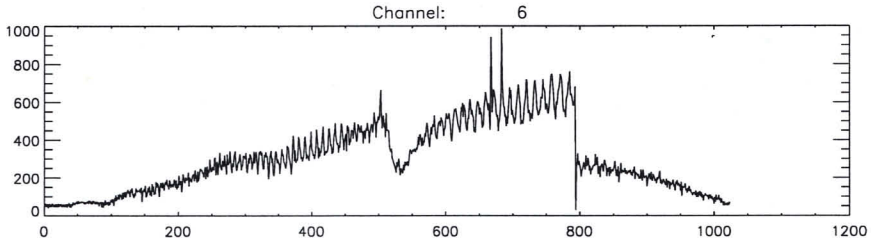
Channel: 6

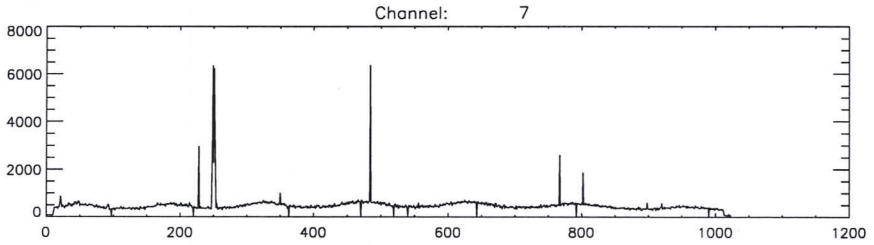
Channel: 7

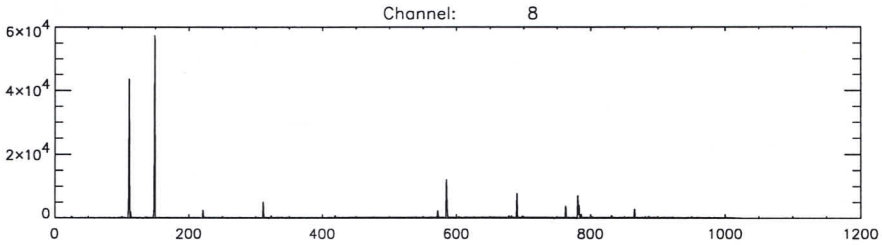
Channel: 8

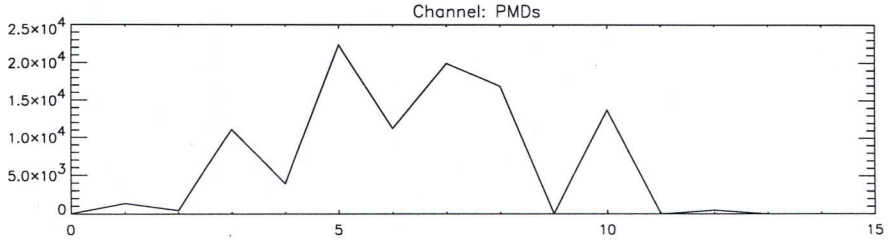
Channel: PMDs

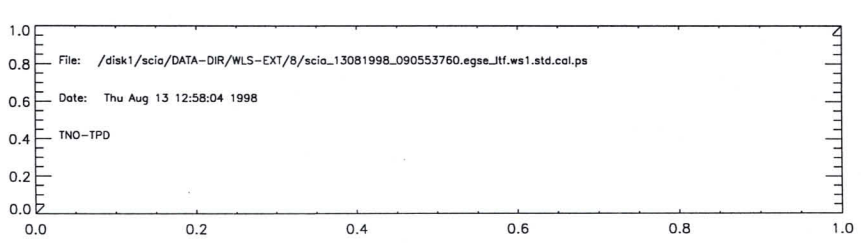
File: /disk1/scia/DATA-DIR/WLS-EXT/8/scia_13081998_090553760.egse_itf.ws1.std.cal.ps
Date: Thu Aug 13 12:58:04 1998
TNO-TPD

#####
#####
#####
#####
#####
User: scia6!scia
#####
Title: standard input
#####
scia6
#####
Printed: Thu 13:05 Aug 13, 1998
#####
Job number: hp6mp-100
#####
#####
#####
#####
#####

```
time       = Thu Aug 13 12:58:46 1998
batch      = du1
Start TOD = Thu 13-Aug-98 09:19:03
End   TOD = Thu 13-Aug-98 09:24:54
Processing= computation of average, standard dev. and rel.standard dev.
time       = Thu Aug 13 12:58:27 1998
batch      = wp1
Start TOD = Thu 13-Aug-98 09:12:35
End   TOD = Thu 13-Aug-98 09:19:03
Processing= computation of average, standard dev. and rel.standard dev.
time       = Thu Aug 13 12:58:04 1998
batch      = ws1
Start TOD = Thu 13-Aug-98 09:05:55
End   TOD = Thu 13-Aug-98 09:12:35
Processing= computation of average, standard dev. and rel.standard dev.
```

#####
#####
#####
#####
#####
User: scia6!scia
#####
Title: scia_13081998_090553760.egse_ltf.wp1.avg.cal.etalon.ps
#####
scia6
#####
Printed: Thu 13:05 Aug 13, 1998
#####
Job number: hp6mp-101
#####
#####
#####
#####
#####

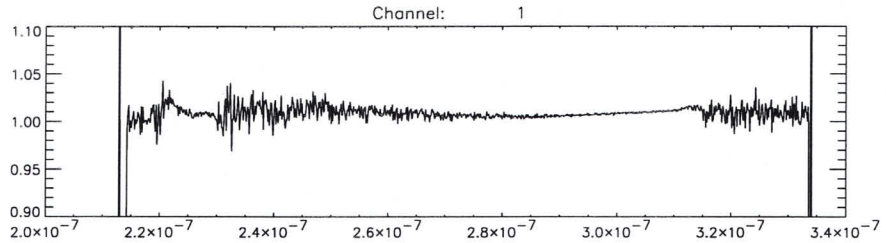
Channel: 1
1.10
1.05
1.00
0.95
0.90
2.0×10⁻⁷
2.2×10⁻⁷
2.4×10⁻⁷
2.6×10⁻⁷
2.8×10⁻⁷
3.0×10⁻⁷
3.2×10⁻⁷
3.4×10⁻⁷

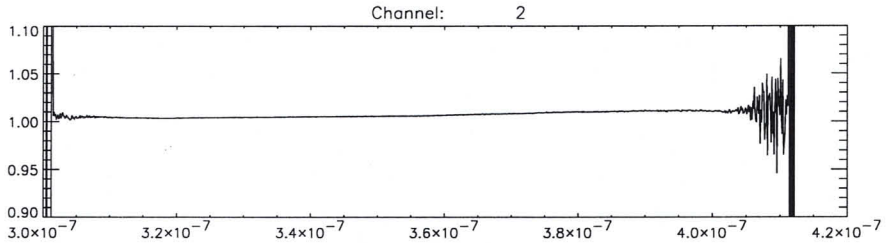
Channel: 2
1.10
1.05
1.00
0.95
0.90
3.0×10⁻⁷
3.2×10⁻⁷
3.4×10⁻⁷
3.6×10⁻⁷
3.8×10⁻⁷
4.0×10⁻⁷
4.2×10⁻⁷

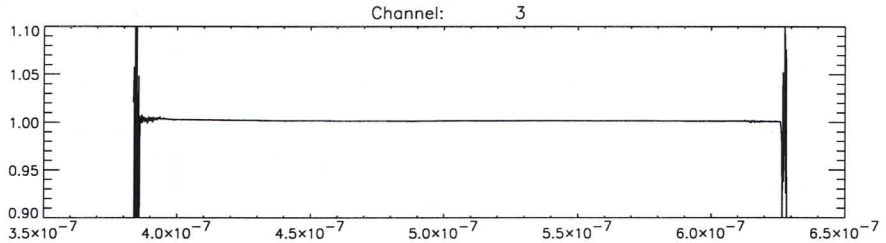
Channel: 3
1.10
1.05
1.00
0.95
0.90
3.5×10⁻⁷
4.0×10⁻⁷
4.5×10⁻⁷
5.0×10⁻⁷
5.5×10⁻⁷
6.0×10⁻⁷
6.5×10⁻⁷

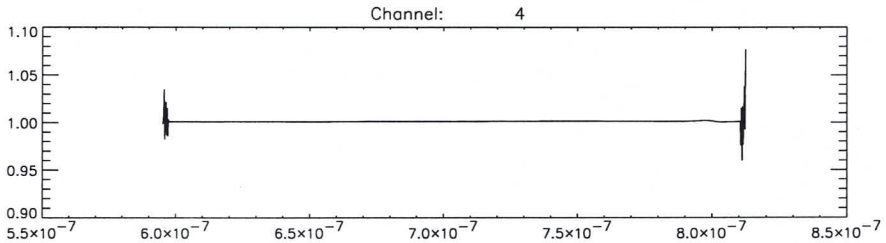
Channel: 4
1.10
1.05
1.00
0.95
0.90
5.5×10⁻⁷
6.0×10⁻⁷
6.5×10⁻⁷
7.0×10⁻⁷
7.5×10⁻⁷
8.0×10⁻⁷
8.5×10⁻⁷

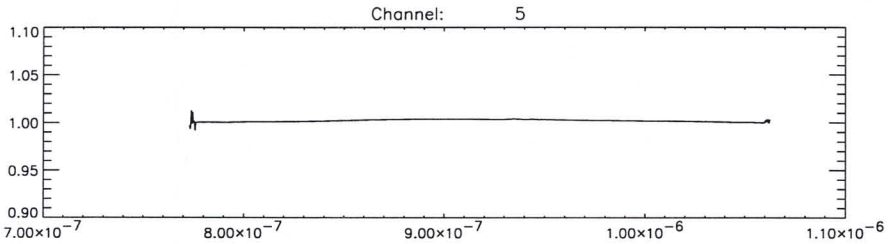
Channel: 5
1.10
1.05
1.00
0.95
0.90
7.00×10⁻⁷
8.00×10⁻⁷
9.00×10⁻⁷
1.00×10⁻⁶
1.10×10⁻⁶

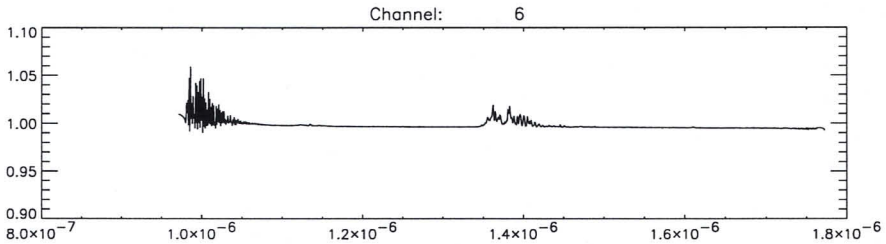
Channel: 6
1.10
1.05
1.00
0.95
0.90
8.0×10⁻⁷
1.0×10⁻⁶
1.2×10⁻⁶
1.4×10⁻⁶
1.6×10⁻⁶
1.8×10⁻⁶

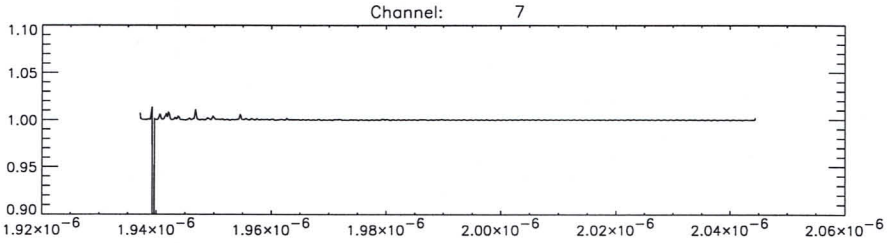
Channel: 7
1.10
1.05
1.00
0.95
0.90
1.92×10⁻⁶
1.94×10⁻⁶
1.96×10⁻⁶
1.98×10⁻⁶
2.00×10⁻⁶
2.02×10⁻⁶
2.04×10⁻⁶
2.06×10⁻⁶

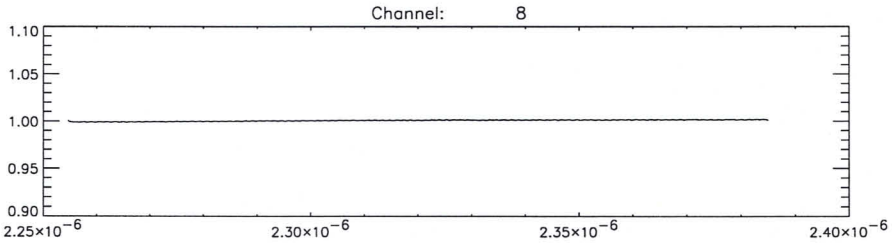
Channel: 8
1.10
1.05
1.00
0.95
0.90
2.25×10⁻⁶
2.30×10⁻⁶
2.35×10⁻⁶
2.40×10⁻⁶

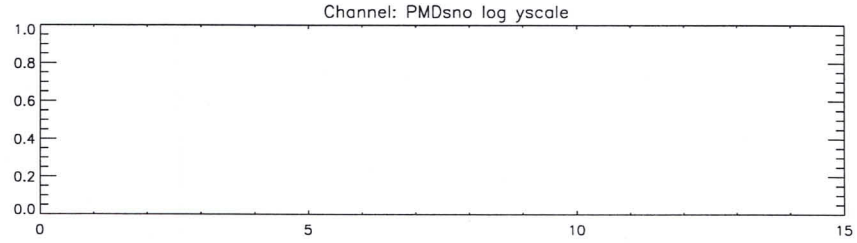
Channel: PMDsno log yscale
1.0
0.8
0.6
0.4
0.2
0.0
0
5
10
15

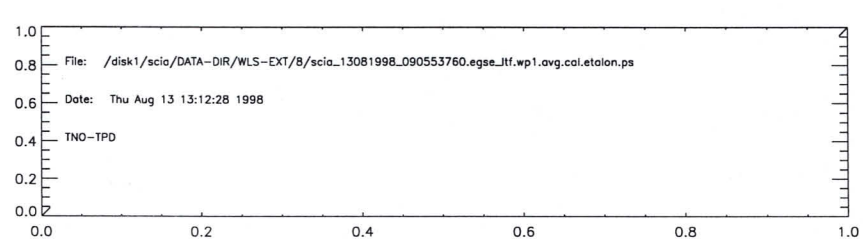
1.0
0.8
0.6
0.4
0.2
0.0
File: /disk1/scia/DATA-DIR/WLS-EXT/8/scia_13081998_090553760.egse_ltf.wp1.avg.cal.etalon.ps
Date: Thu Aug 13 13:12:28 1998
TNO-TPD
0.0
0.2
0.4
0.6
0.8
1.0

#####
#####
#####
#####
#####
User: scia6!scia
#####
Title: scia_13081998_090553760.egse_ltf.wp1.avg.cal.etalon.ps.log
#####
scia6
#####
Printed: Thu 13:06 Aug 13, 1998
#####
Job number: hp6mp-102
#####
#####
#####
#####
#####

Version: 0.1
Input files:

/disk1/scia/DATA-DIR/WLS-EXT/8/scia_13081998_090553760.egse_ltf.du1.avg.cal
and

/disk1/scia/DATA-DIR/WLS-EXT/8/scia_13081998_090553760.egse_ltf.wp1.avg.cal
Action: Extraction of etalon structure: postscript file
Processing time: Thu Aug 13 13:12:28 1998
Output file name:
/disk1/scia/DATA-DIR/WLS-EXT/8/scia_13081998_090553760.egse_ltf.wp1.avg.cal.et

STEP	ACTION	RESULT	MARKER
Intro	Your name: Date:	PJ 130898	
	What's the name of the (main) data input files that you want to store on the SUN named `scia6`?	scia-13089950-11291567i.dat (A)	
	Setup a three-window configuration on your SUN.		See course descr.
Do Transfer	Be sure that you are in the directory you want your files in ftp <internet-address>, where you can find the address of the PC in the file `/etc/hosts` (entry: cdwpc). The address will also be next to you on paper (most probably). When asked for user, fill in: `anonymous`, when asked for an email address, fill in your email address on TPD. Set in binary: `binary` `mget *` (and return `y` to every file). `bye`	2	In DATA-DIR window In DATA window Approx. 140 kB

Sign: Name / Date and time / Signature

PJ
130898 14:05

Etalon -external

STEP	ACTION	RESULT	MARKER
Intro	Your name: Date:	PD 13 08 1998	
	What's the name of the (main) data input files generated by the EGSE? (*.dat)	scia_13081998_112915671	(A)
	Setup a three-window configuration on your SUN.		See course descr.
Cnstr directory	cd ~/DATA-DIR/WLS ; ls -l highest number in directory?	-EXT 8	Note: In window DATA-DIR (B)
	New directory: mkdir <B+1> ls -l What's now the highest number in directory? <C> should be <B> + 1 directory name is:	9 Y / N ~/DATA-DIR/WLS/<C>	(Do this only when you haven't already a directory with the source file for PPG purposes.) (C) (DIR-NAME)
Copy data	See Analysis sheet: Transfer Data File	Y / N	In DATA-DIR window
Cnstr correction directory	ls -l ~/DATA-DIR/CORR If there isn't a subdirectory corresponding to the current date, then construct a CORRECTION directory (see: analysis sheet Construct CORR directory). What is the valueof the correction subdirectory corresponding to the current date. When running the ETALON analysis, you will be asked to select this direcotory when storing the resulting ETALON correction file.	/	In DATA-DIR Window

Etalon -external-

Cnstr EGSE_LTF	`cal_raw2ltf .` (Error messages are not necessarily fatal; check with SOLAN --in solan window-- whether output file is okay: there should be a signal present, and `dremark1` labels should be filled) `ls -l *.egse_ltf` What's the name of the egse_ltf file scia_BOD1998_112915671.egse-ltf. (D) `<D> should be <A>.egse_ltf` Y / N	Note: In window DATA-DIR; your current directory should be ~/DATA-DIR/WLS/<C >; don't forget the dot !!! May take more than 15 mins.
Cnstr CAL files	`idl run_averscia` (and select file <D> when asked)	Note: In window IDL In DATA-DIR window
Check CAL files	Dark files: `ls -l *du*.avg.cal` size: 146 kb	should be approx 150Kb
	White light file: `ls -l *wu*.avg.cal` (WP WS) size: 146 kb both	should be approx 150Kb
	Note: all files should be present, if not: (a) Check file <D> using SOLAN and check whether DU, WS and WP labels are present in dremark1 labels (b) Check if enough disk space is available (Unix command `df -k | more`).	
Print postscript	Print postscript files: `lpr -P<printer> *.ps` Contents dark file `*du*.avg.cal.ps` should be approx. constant within channels: Y / N Contents of file `*uw*.avg.cal.ps` (was WS) should resemble white light source: Y / N	

	Contents of `*rel_std*.ps` files should be smaller than 0.01 (pixel 300 -- 800) for all channels. If not, value is:	Y / N _____
	Add postscript images to logbook, done	Y / N
Print logfiles	`lpr -P<printer> *.log`	
	Add logfiles to logbook, done	Y / N

ETALON processing

Run ETALON	`idl do_etalon` (*)	In IDL window
Check ETALON	`ls -l <DIR-NAME>/*`	In DATA-DIR window should be approx 150Kb
	Size of file `*.du*.avg.cal.etalon.cal` 146kb.	
Check ETALON visually	`lpr -P<printer> *.du*.avg.cal.etalon.cal.ps` Value of ETALON should show only a small variation around 1.0 (like noise).	Y / N
	Add postscript images to logbook, done	Y / N
Print logfiles	`lpr -P<printer> *.du*.avg.cal.etalon.cal.log`	
	Add logfiles to logbook, done	Y / N

(*) When asked a file containing reference UCLS spectrum (START_OF_CAL) select the right subdirect. EXTERN_START_OF_CAL_WARM or EXTERN_START_OF_CAL_COLD. (depending on detector temp.)

If using an external loop use: EXTERN_START_OF_CAL_COLD OR EXTERN_START_OF_CAL_WARM

Back up	Create 3 sets of backup CDs of directory <DIR-NAME> (One CD has a capacity of 600 Mbytes, the UNIX command `/usr/bin/du -k .` gives the number of kilo bytes in the current directory). Name of backup CDs _____	See analysis sheet BackUp

Sign: Name _____

Date and time _____

Signature _____

#####
#####
#####
#####
#####
User: scia6!scia
#####
Title: scia_13081998_112915671.egse_ltf.du1.avg.cal.ps
#####
scia6
#####
Printed: Thu 14:02 Aug 13, 1998
#####
Job number: hp6mp-105
#####
#####
#####
#####
#####

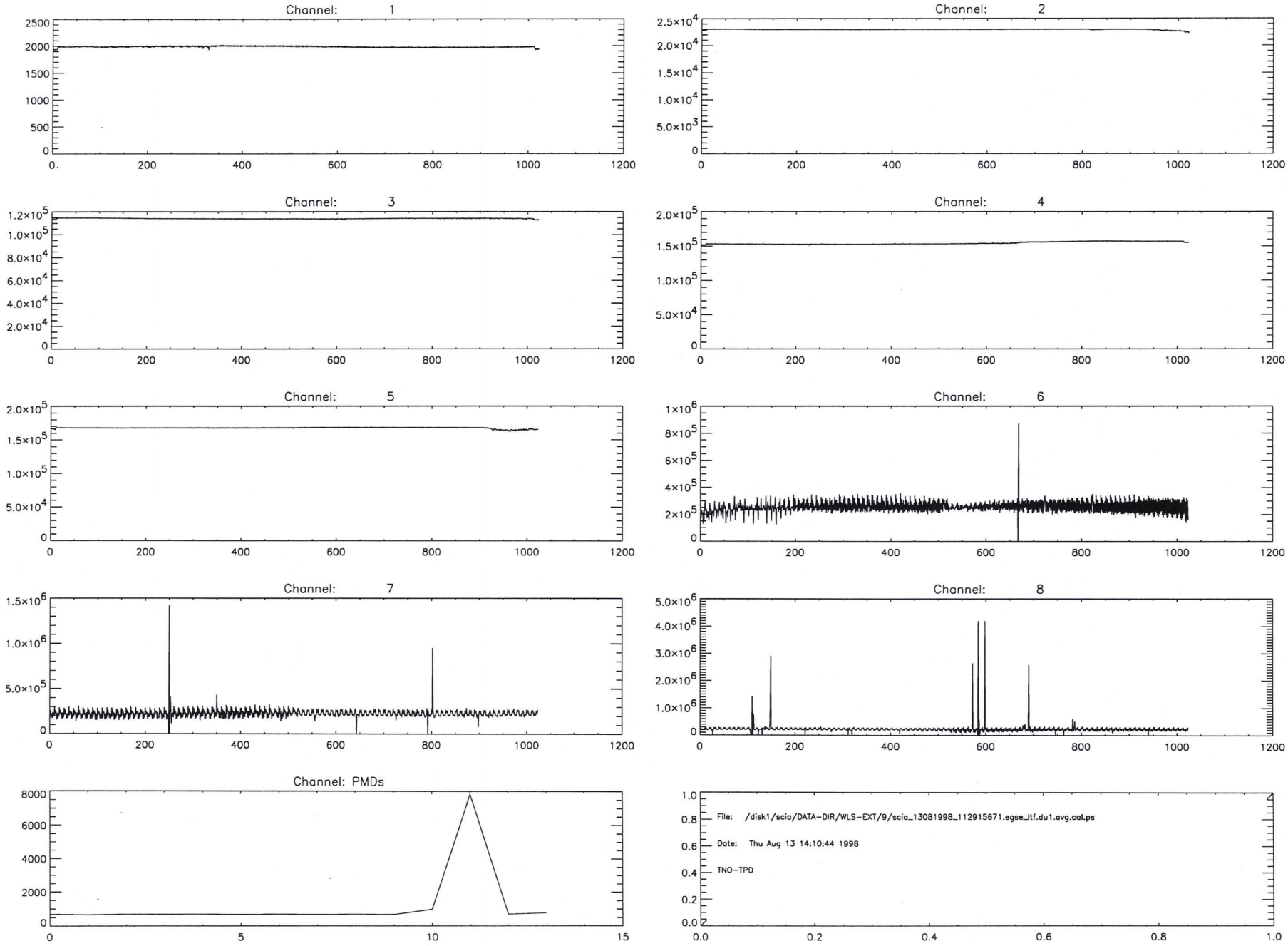
Channel: 1
Channel: 2
Channel: 3
Channel: 4
Channel: 5
Channel: 6
Channel: 7
Channel: 8
Channel: PMDs
File: /disk1/scia/DATA-DIR/WLS-EXT/9/scia_13081998_112915671.egse_itf.du1.avg.cal.ps
Date: Thu Aug 13 14:10:44 1998
TNO-TPD

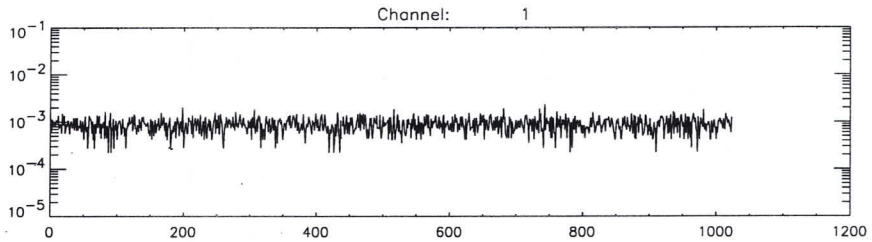
Channel: 1
10^{-1}
10^{-2}
10^{-3}
10^{-4}
10^{-5}
0
200
400
600
800
1000
1200

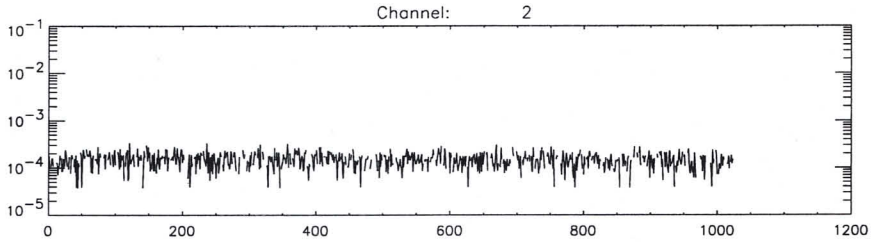
Channel: 2
10^{-1}
10^{-2}
10^{-3}
10^{-4}
10^{-5}
0
200
400
600
800
1000
1200

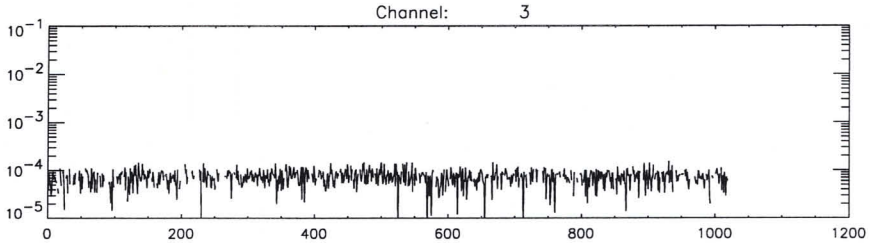
Channel: 3
10^{-1}
10^{-2}
10^{-3}
10^{-4}
10^{-5}
0
200
400
600
800
1000
1200

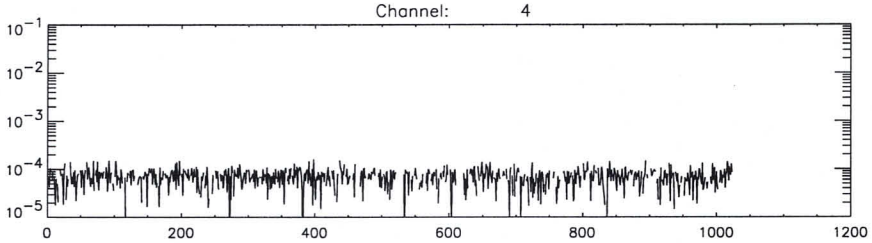
Channel: 4
10^{-1}
10^{-2}
10^{-3}
10^{-4}
10^{-5}
0
200
400
600
800
1000
1200

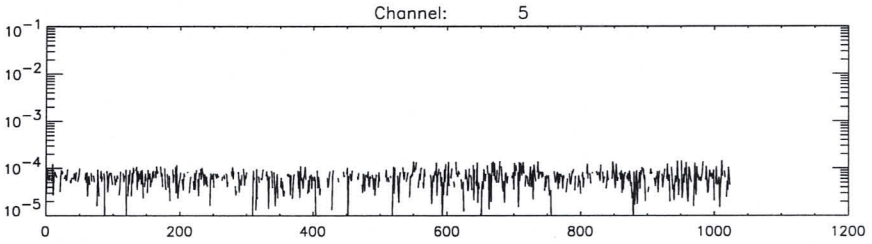
Channel: 5
10^{-1}
10^{-2}
10^{-3}
10^{-4}
10^{-5}
0
200
400
600
800
1000
1200

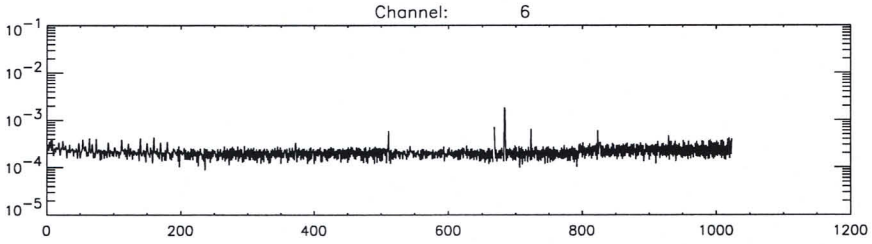
Channel: 6
10^{-1}
10^{-2}
10^{-3}
10^{-4}
10^{-5}
0
200
400
600
800
1000
1200

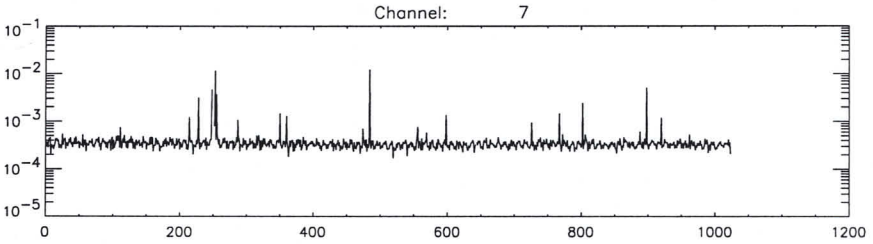
Channel: 7
10^{-1}
10^{-2}
10^{-3}
10^{-4}
10^{-5}
0
200
400
600
800
1000
1200

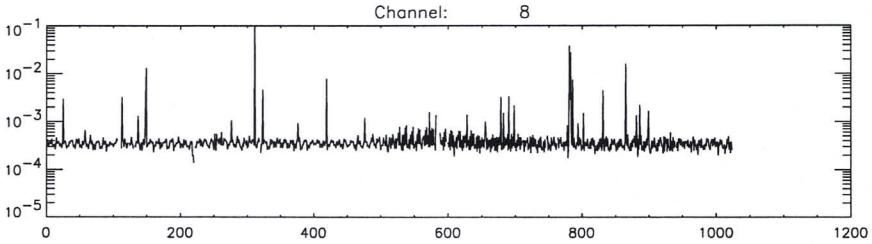
Channel: 8
10^{-1}
10^{-2}
10^{-3}
10^{-4}
10^{-5}
0
200
400
600
800
1000
1200

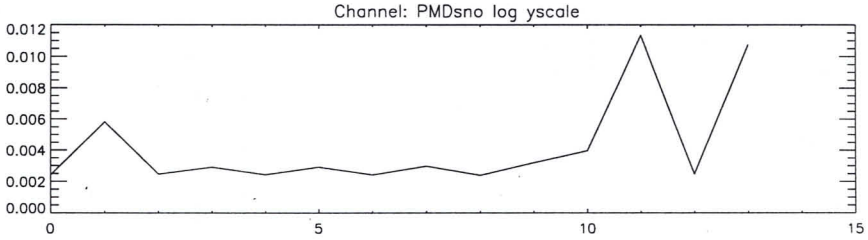
Channel: PMDsno log yscale
0.012
0.010
0.008
0.006
0.004
0.002
0.000
0
5
10
15

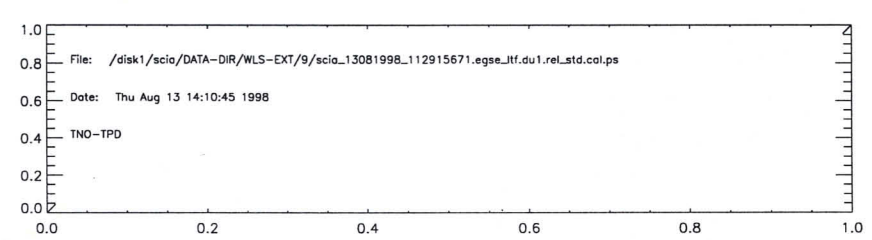
File: /disk1/scia/DATA-DIR/WLS-EXT/9/scia_13081998_112915671.egse_itf.du1.rel_std.cal.ps
Date: Thu Aug 13 14:10:45 1998
TNO-TPD
1.0
0.8
0.6
0.4
0.2
0.0
0.0
0.2
0.4
0.6
0.8
1.0

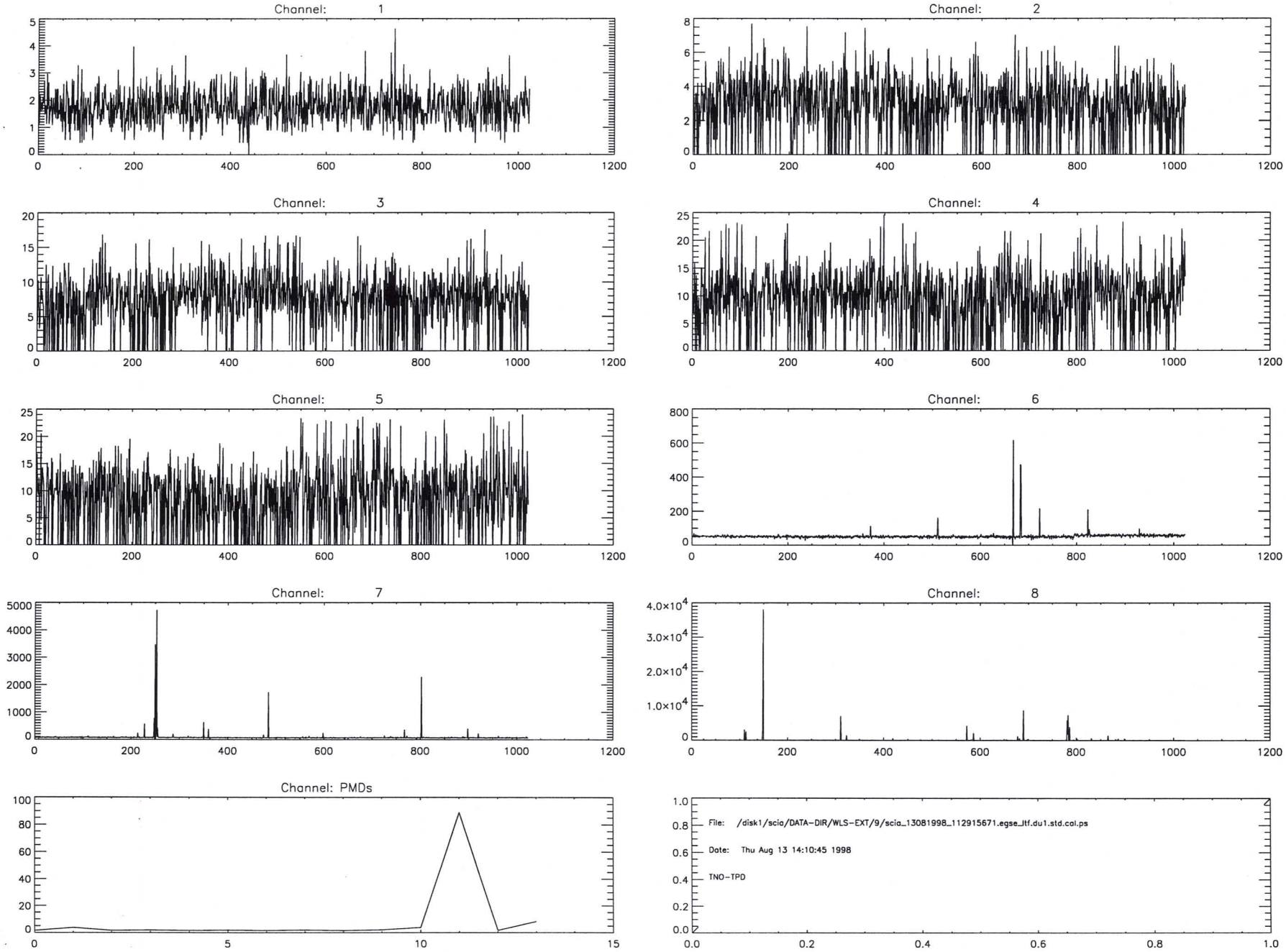
Channel: 1
Channel: 2
Channel: 3
Channel: 4
Channel: 5
Channel: 6
Channel: 7
Channel: 8
Channel: PMDs
File: /disk1/scia/DATA-DIR/WLS-EXT/9/scia_13081998_112915671.egse_itf.du1.std.cal.ps
Date: Thu Aug 13 14:10:45 1998
TNO-TPD

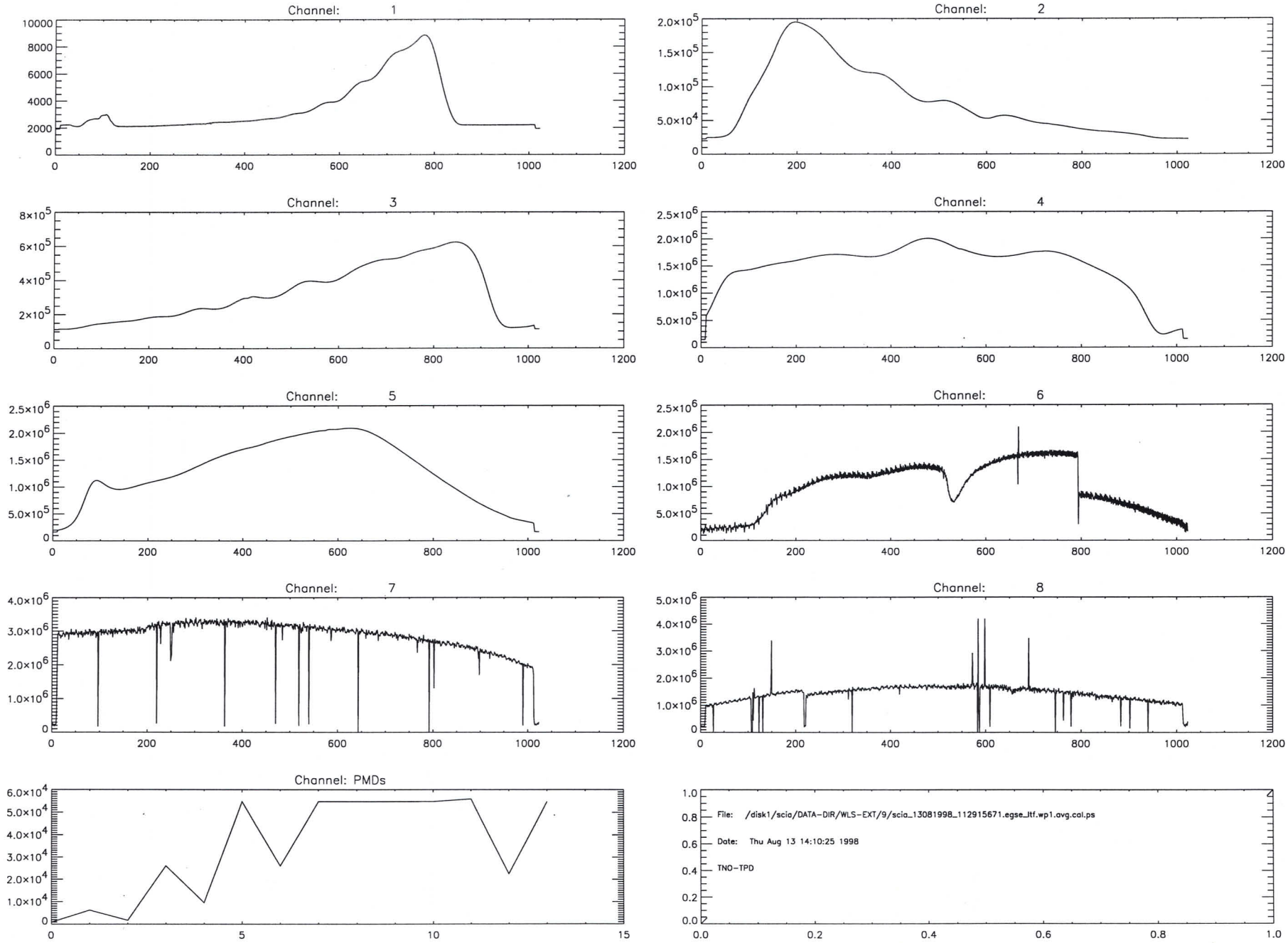
Channel: 1
Channel: 2
Channel: 3
Channel: 4
Channel: 5
Channel: 6
Channel: 7
Channel: 8
Channel: PMDs
File: /disk1/scia/DATA-DIR/WLS-EXT/9/scia_13081998_112915671.egse_ltf.wp1.avg.cal.ps
Date: Thu Aug 13 14:10:25 1998
TNO-TPD

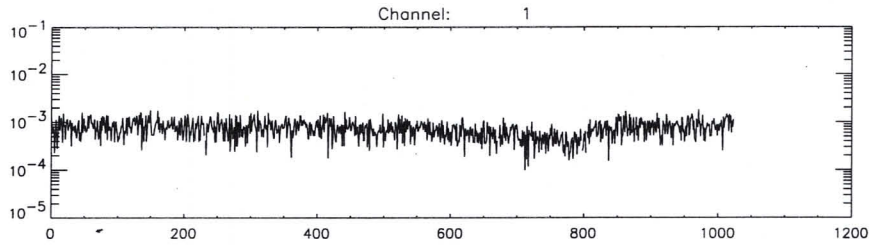
Channel: 1

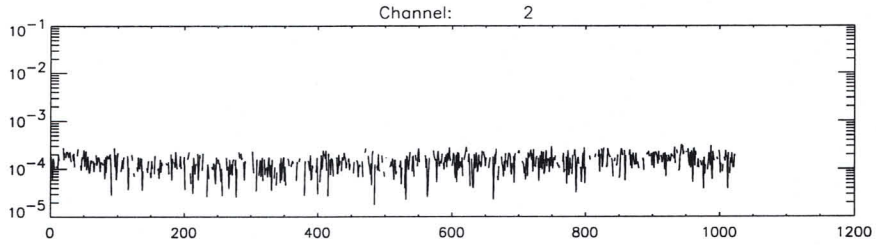
Channel: 2

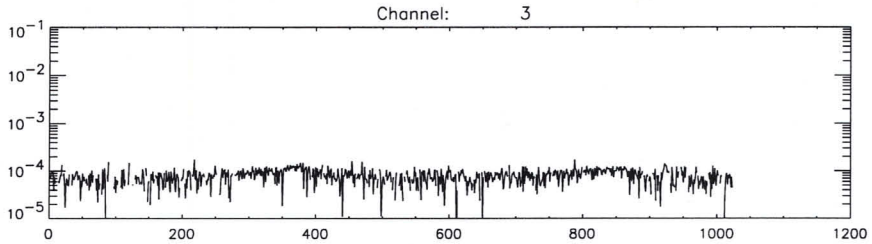
Channel: 3

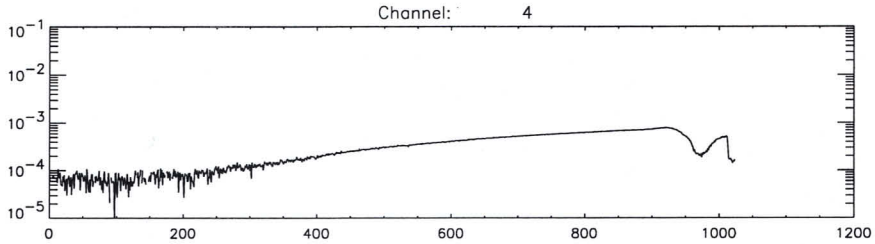
Channel: 4

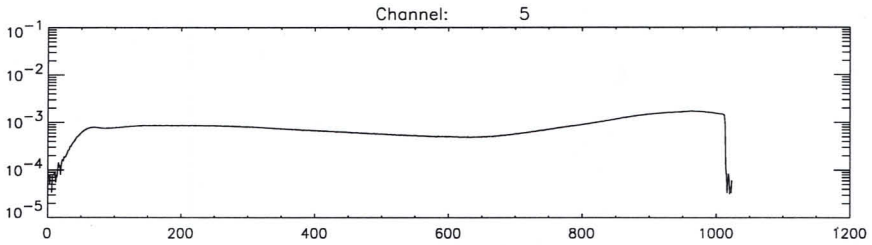
Channel: 5

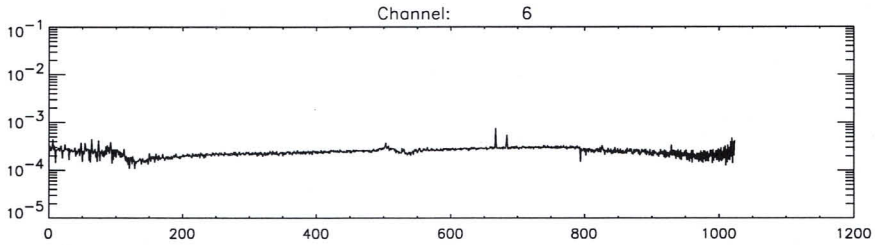
Channel: 6

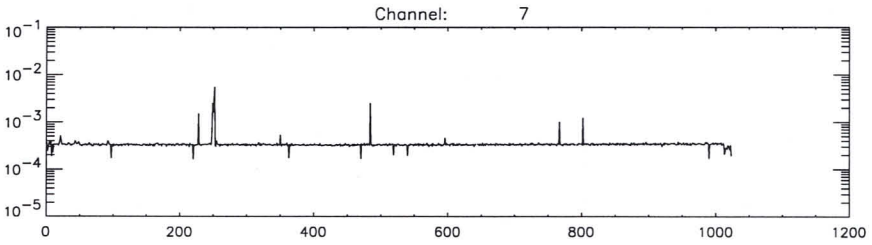
Channel: 7

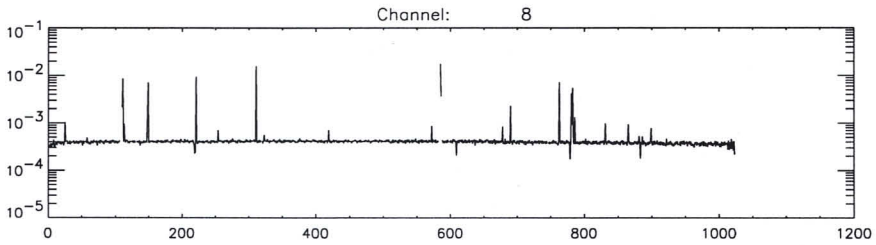
Channel: 8

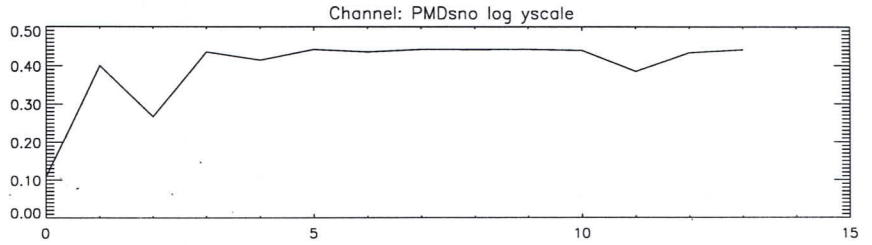
Channel: PMDsno log yscale

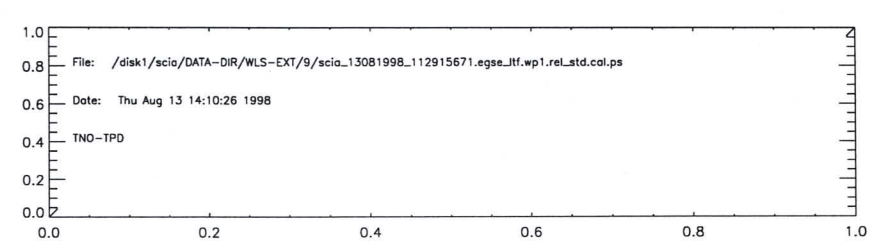
File: /disk1/scia/DATA-DIR/WLS-EXT/9/scia_13081998_112915671.egse_Itf.wp1.rel_std.cal.ps
Date: Thu Aug 13 14:10:26 1998
TNO-TPD

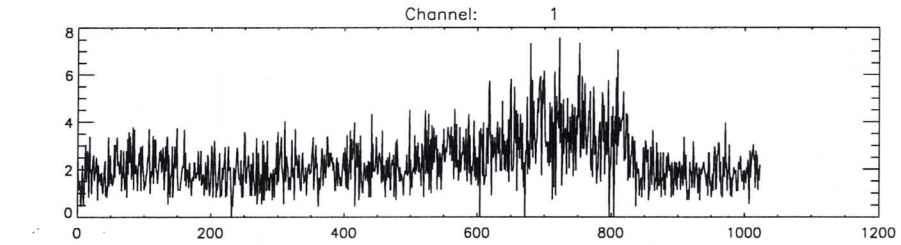
Channel: 1

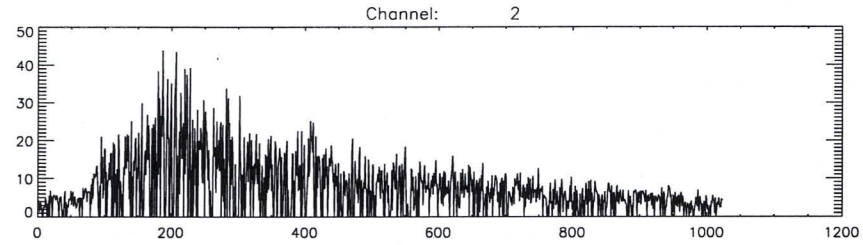
Channel: 2

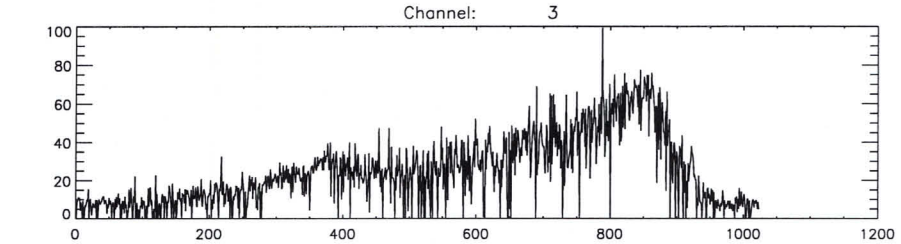
Channel: 3

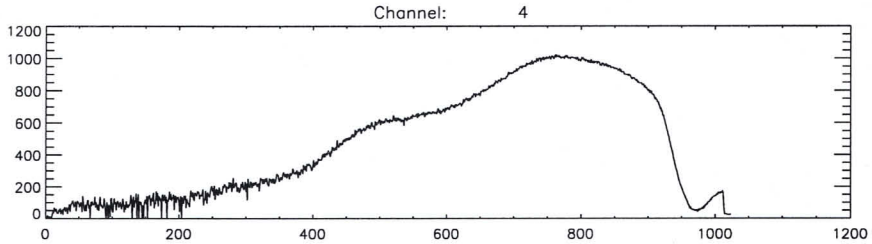
Channel: 4

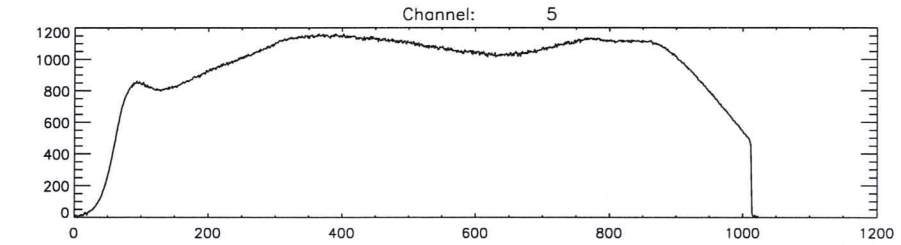
Channel: 5

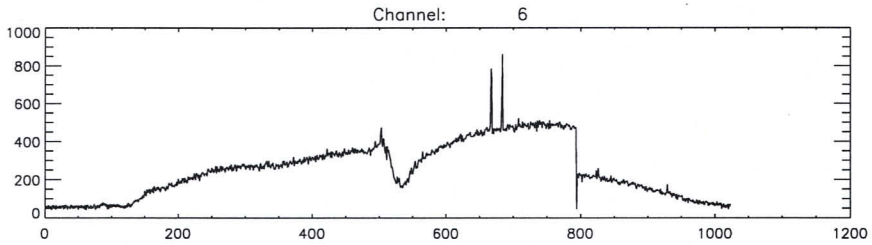
Channel: 6

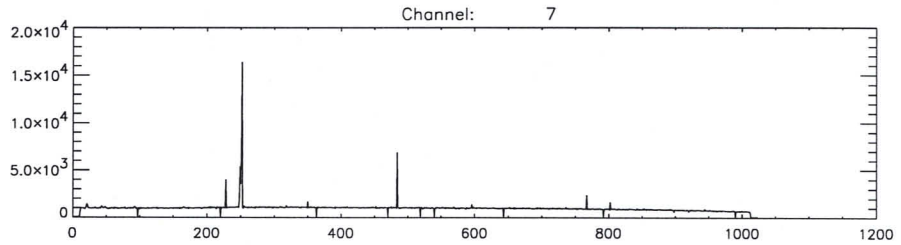
Channel: 7

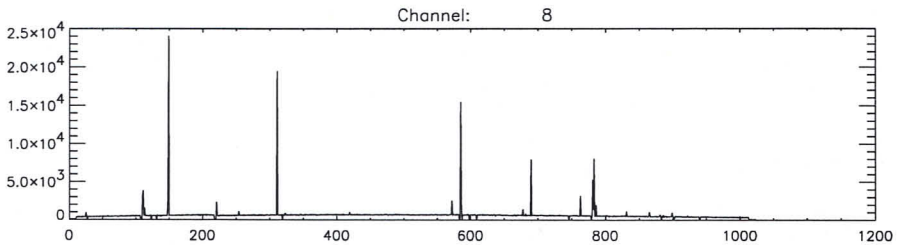
Channel: 8

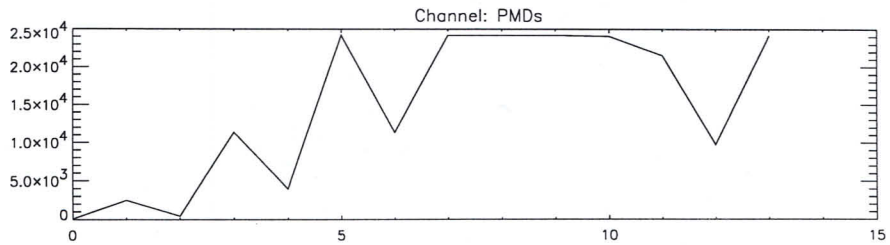
Channel: PMDs

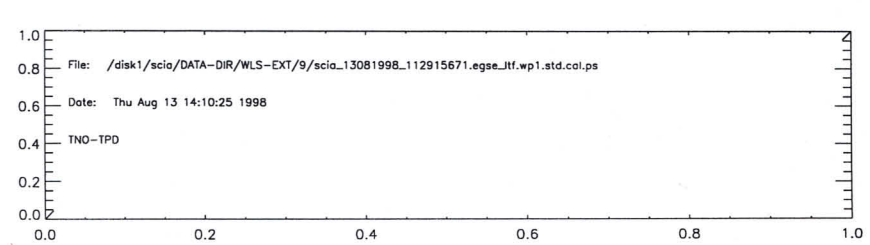
File: /disk1/scia/DATA-DIR/WLS-EXT/9/scia_13081998_112915671.egse_Itf.wp1.std.cal.ps
Date: Thu Aug 13 14:10:25 1998
TNO-TPD

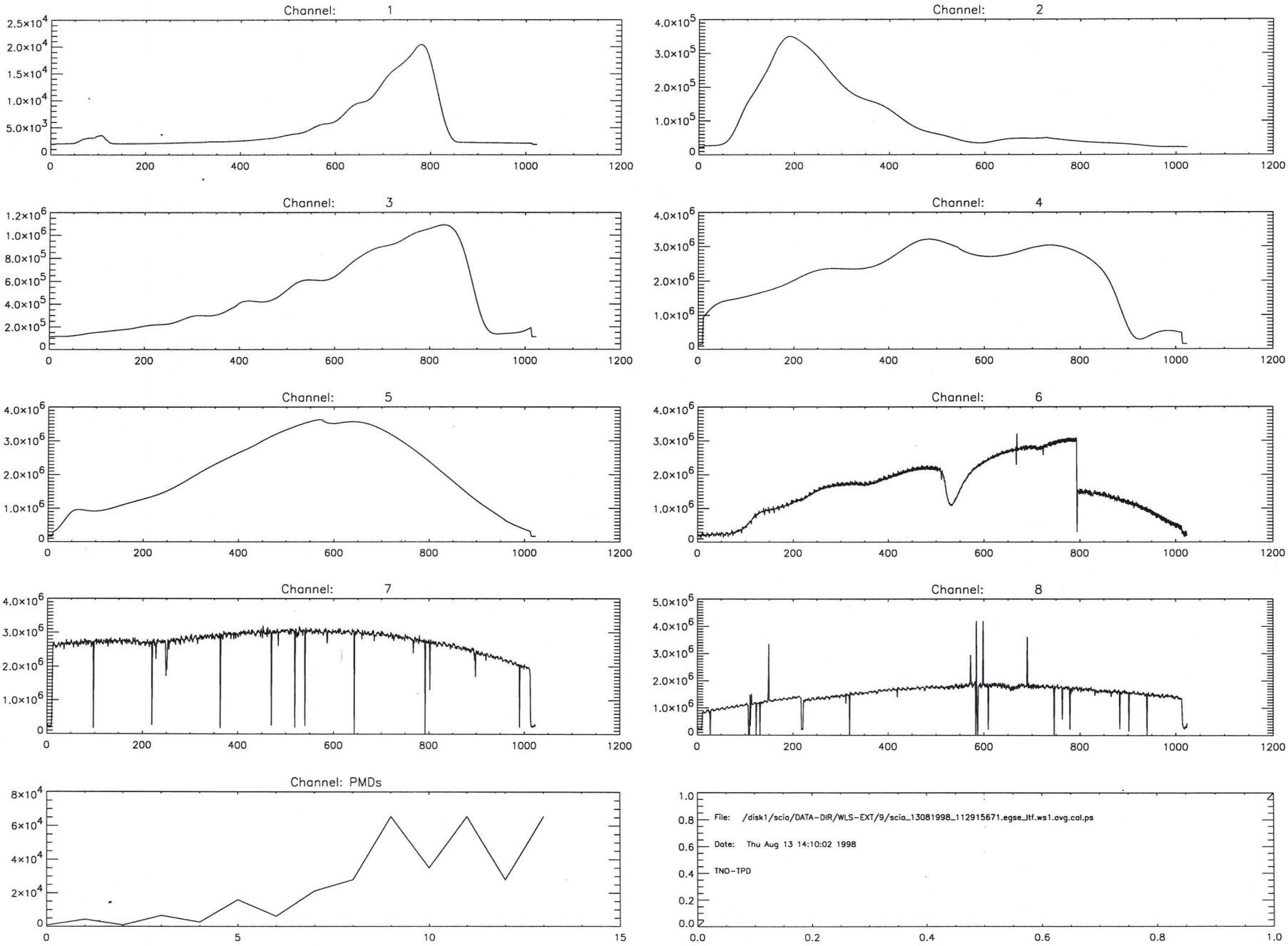
Channel: 1
Channel: 2
Channel: 3
Channel: 4
Channel: 5
Channel: 6
Channel: 7
Channel: 8
Channel: PMDs
File: /disk1/scia/DATA-DIR/WLS-EXT/9/scia_13081998_112915671.egse_ltf.ws1.avg.cal.ps
Date: Thu Aug 13 14:10:02 1998
TNO-TPD

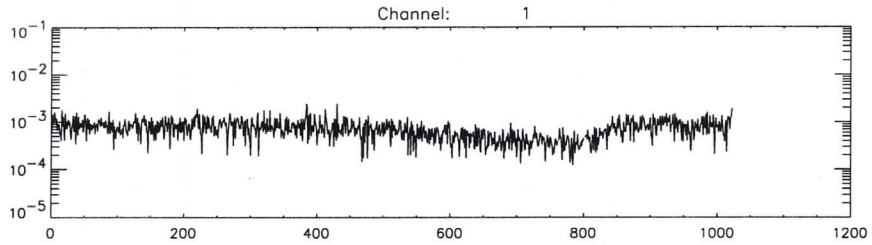
Channel: 1

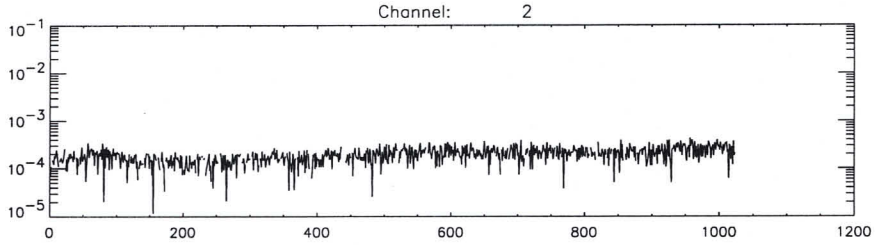
Channel: 2

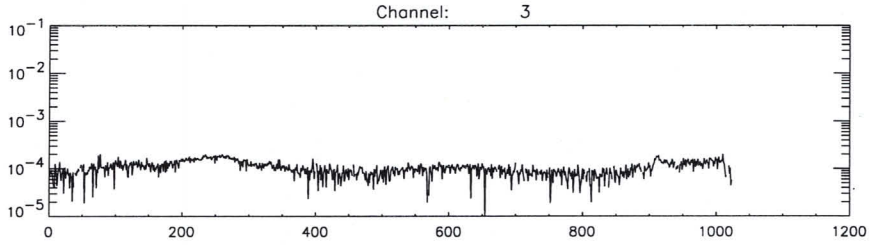
Channel: 3

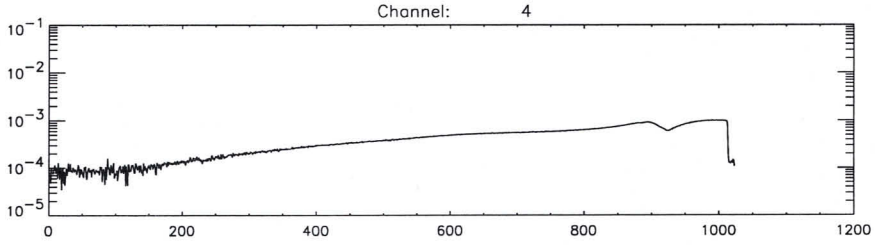
Channel: 4

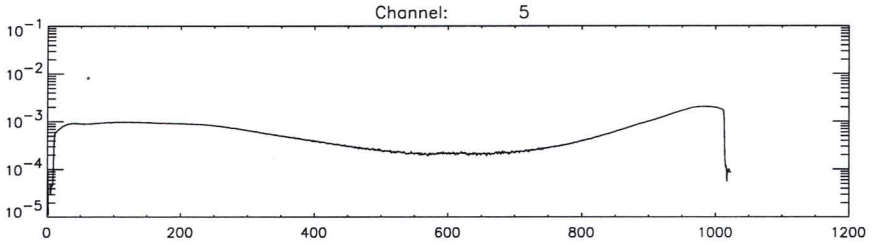
Channel: 5

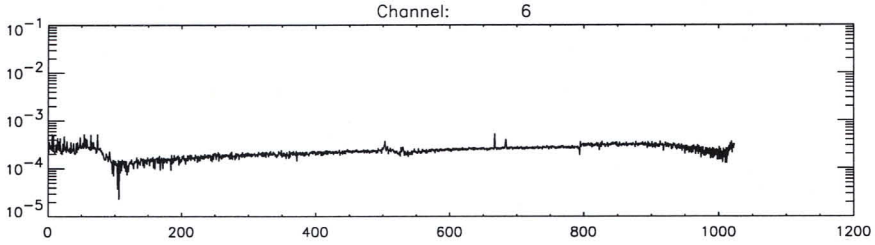
Channel: 6

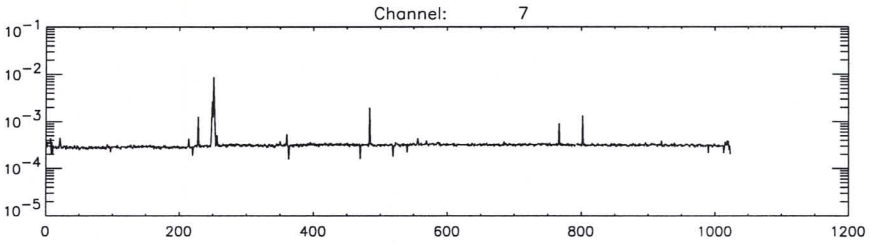
Channel: 7

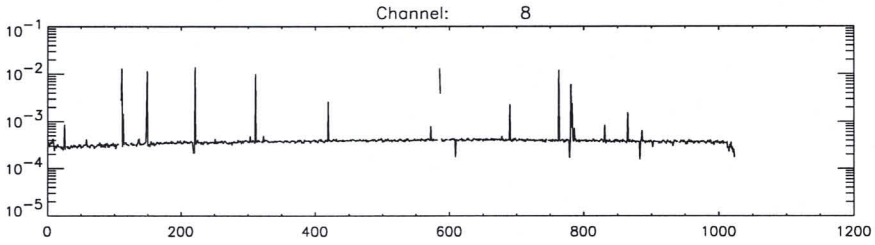
Channel: 8

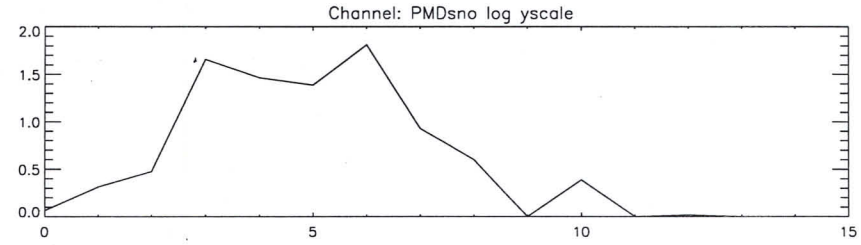
Channel: PMDsno log yscale

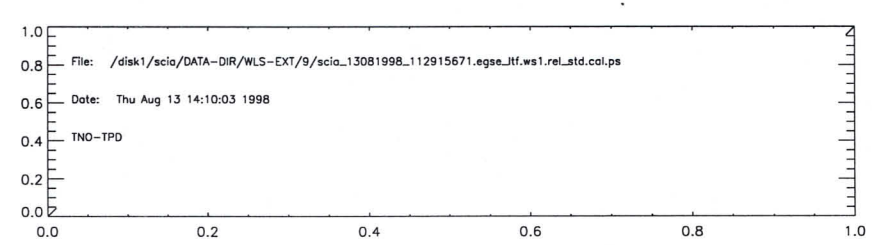
File: /disk1/scia/DATA-DIR/WLS-EXT/9/scia_13081998_112915671.egse_ltf.ws1.rel_std.cal.ps
Date: Thu Aug 13 14:10:03 1998
TNO-TPD

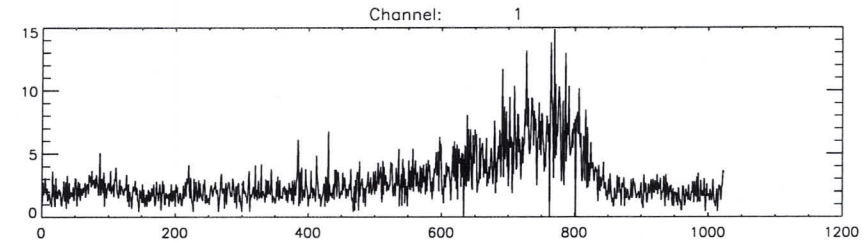
Channel: 1
15
10
5
0
0
200
400
600
800
1000
1200

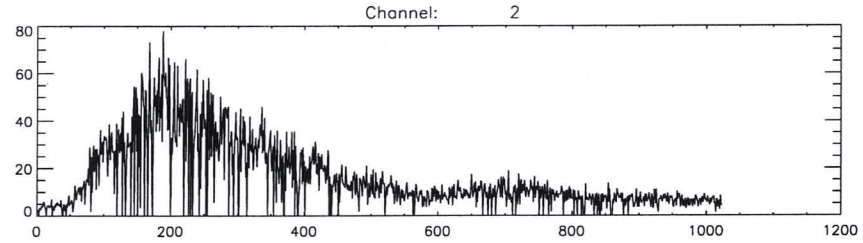
Channel: 2
80
60
40
20
0
0
200
400
600
800
1000
1200

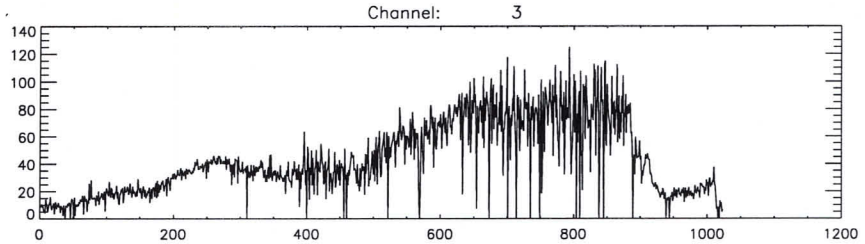
Channel: 3
140
120
100
80
60
40
20
0
0
200
400
600
800
1000
1200

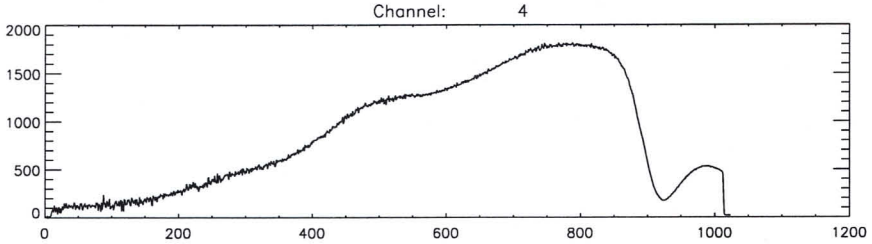
Channel: 4
2000
1500
1000
500
0
0
200
400
600
800
1000
1200

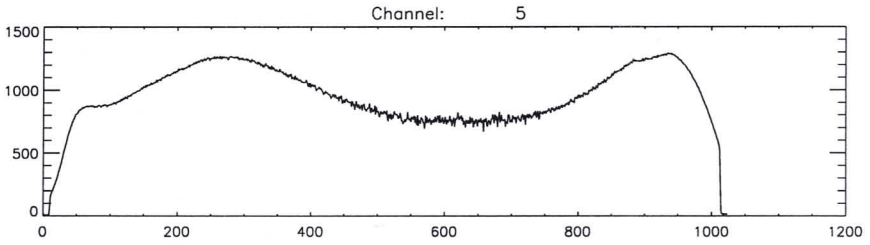
Channel: 5
1500
1000
500
0
0
200
400
600
800
1000
1200

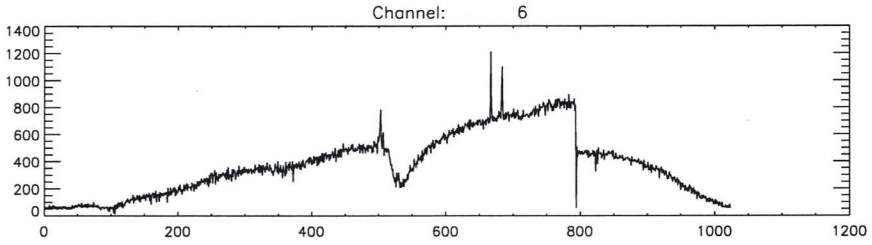
Channel: 6
1400
1200
1000
800
600
400
200
0
0
200
400
600
800
1000
1200

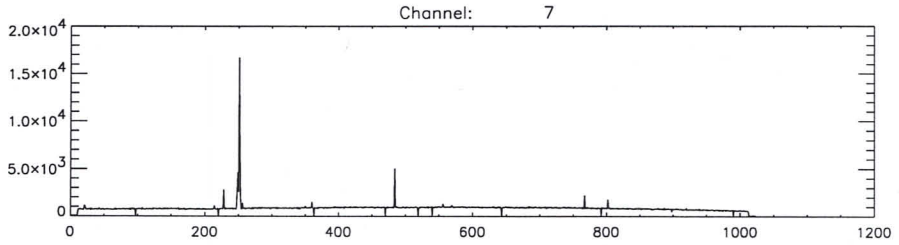
Channel: 7
2.0x10^4
1.5x10^4
1.0x10^4
5.0x10^3
0
0
200
400
600
800
1000
1200

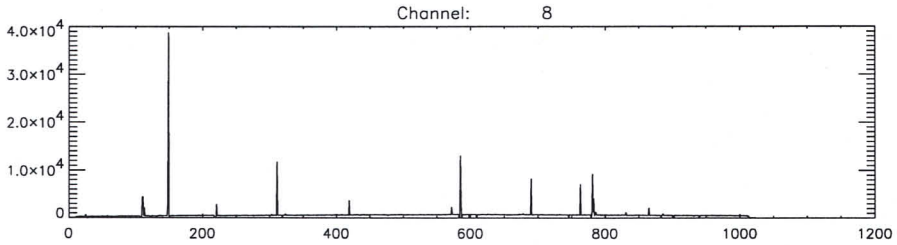
Channel: 8
4.0x10^4
3.0x10^4
2.0x10^4
1.0x10^4
0
0
200
400
600
800
1000
1200

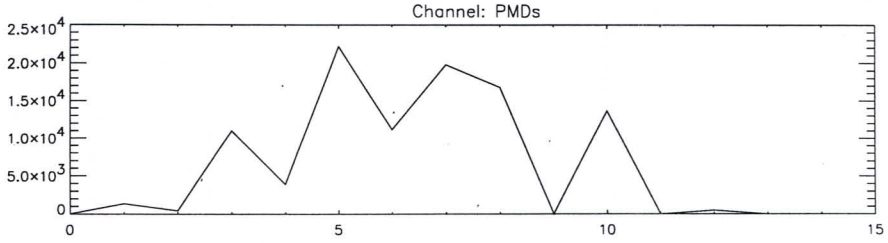
Channel: PMDs
2.5x10^4
2.0x10^4
1.5x10^4
1.0x10^4
5.0x10^3
0
0
5
10
15

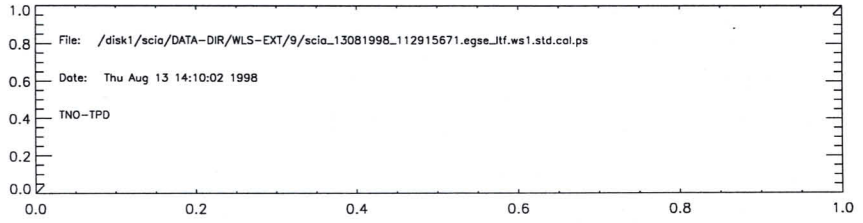
1.0
0.8
0.6
0.4
0.2
0.0
File: /disk1/scia/DATA-DIR/WLS-EXT/9/scia_13081998_112915671.egse_ltf.ws1.std.cal.ps
Date: Thu Aug 13 14:10:02 1998
TNO-TPD
0.0
0.2
0.4
0.6
0.8
1.0

#####
#####
#####
#####
#####
User: scia6!scia
#####
Title: scia_13081998_112915671.egse_ltf.du1.log
#####
scia6
#####
Printed: Thu 14:09 Aug 13, 1998
#####
Job number: hp6mp-106
#####
#####
#####
#####
#####

```
time       = Thu Aug 13 14:10:45 1998
batch      = du1
Start TOD = Thu 13-Aug-98 11:42:35
End   TOD = Thu 13-Aug-98 11:48:26
Processing= computation of average, standard dev. and rel.standard dev.
```

```
time       = Thu Aug 13 14:10:26 1998
batch      = wp1
Start TOD = Thu 13-Aug-98 11:36:07
End   TOD = Thu 13-Aug-98 11:42:35
Processing= computation of average, standard dev. and rel.standard dev.
```

```
time       = Thu Aug 13 14:10:03 1998
batch      = ws1
Start TOD = Thu 13-Aug-98 11:29:15
End   TOD = Thu 13-Aug-98 11:36:07
Processing= computation of average, standard dev. and rel.standard dev.
```

#####
#####
#####
#####
#####
#####
#####
#####
#####
#####
#####
#####
#####
#####
#####
#####
#####

User: scia6!scia

Title: scia_13081998_112915671.egse_ltf.wp1.avg.cal.etalon.ps

scia6

Printed: Thu 14:09 Aug 13, 1998

Job number: hp6mp-107

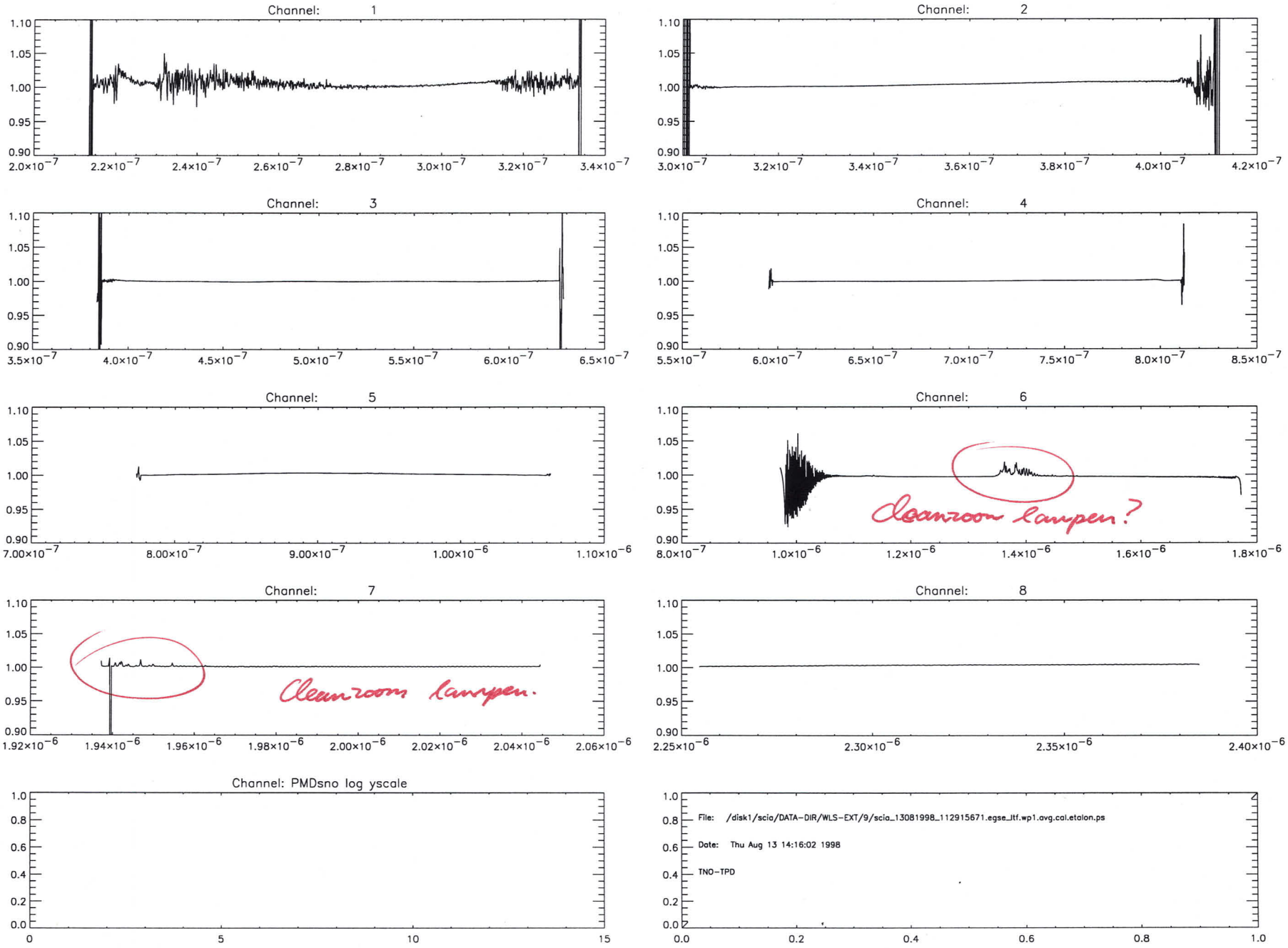
Channel: 1
Channel: 2
Channel: 3
Channel: 4
Channel: 5
Channel: 6
cleanroom lampen?
Channel: 7
cleanroom lampen.
Channel: 8
Channel: PMDsno log yscale
File: /disk1/scia/DATA-DIR/WLS-EXT/9/scia_13081998_112915671.egse_ltf.wp1.avg.cal.etalon.ps
Date: Thu Aug 13 14:16:02 1998
TNO-TPD

#####
#####
#####
#####
#####
#####
#####
#####
#####
#####
#####
#####
#####
#####
#####
#####
#####

User: scia6!scia

Title: scia_13081998_112915671.egse_ltf.wp1.avg.cal.etalon.cal.log

scia6

Printed: Thu 14:11 Aug 13, 1998

Job number: hp6mp-109

Version: 0.1
Input files:

/disk1/scia/DATA-DIR/WLS-EXT/9/scia_13081998_112915671.egse_ltf.du1.avg.cal
and

/disk1/scia/DATA-DIR/WLS-EXT/9/scia_13081998_112915671.egse_ltf.wp1.avg.cal
Action: Extraction of etalon structure
Processing time: Thu Aug 13 14:16:02 1998
Output file name:
/disk1/scia/DATA-DIR/WLS-EXT/9/scia_13081998_112915671.egse_ltf.wp1.avg.cal.et

Etalon -external

STEP	ACTION	RESULT	MARKER
Intro	Your name: Date:	DION ONDE LANGEN 13-8-'98	
	What's the name of the (main) data input files generated by the EGSE? (*.dat)	SCIA_13081998_112g1567_1.DAT (A)	
	Setup a three-window configuration on your SUN.		See course descr.
Cnstr directory	cd ~/DATA-DIR/WLS ; ls -l highest number in directory?	-EXT 8	Note: In window DATA-DIR (B)
	New directory: mkdir <B+1> ls -l What's now the highest number in directory? <C> should be <B> + 1 directory name is:	9 (Y) / N EXT ~/DATA-DIR/WLS/<C>	(Do this only when you haven't already a directory with the source file for PPG purposes.) (C) (DIR-NAME)
Copy data	See Analysis sheet: Transfer Data File	(Y) / N	In DATA-DIR window
Cnstr correction directory	ls -l ~/DATA-DIR/CORR If there isn't a subdirectory corresponding to the current date, then construct a CORRECTION directory (see: analysis sheet Construct CORR directory). What is the valueof the correction subdirectory corresponding to the current date. When running the ETALON analysis, you will be asked to select this direcotory when storing the resulting ETALON correction file.	/	In DATA-DIR Window

Etalon -external-

Note: In window DATA-DIR; your current directory should be ~/DATA-DIR/WLS/<C >; don't forget the dot !!! May take more than 15 mins.

Cnstr EGSE_LTF

`cal_raw2ltf .` (Error messages are not necessarily fatal; check with SOLAN --in solan window-- whether output file is okay: there should be a signal present, and `dremark1` labels should be filled)

`ls -l *.egse_ltf`

What's the name of the egse_ltf file _____ (D)

`<D> should be <A>.egse_ltf` (Y) / N

Cnstr CAL files

`idl run_averscia` (and select file <D> when asked)

Note: In window IDL

In DATA-DIR window

Check CAL files

Dark files:

`ls -l *du*.avg.cal`

size: 146 kB

should be approx 150Kb

White light file:

`ls -l *wu*.avg.cal`

WP

WS

size: 146 kB

should be approx 150Kb

Note: all files should be present, if not:
(a) Check file <D> using SOLAN and check whether DU, WS and WP labels are present in dremark1 labels
(b) Check if enough disk space is available (Unix command `df -k | more`).

Print postscript

Print postscript files:

`lpr -P<printer> *.ps`

Contents dark file `*du*.avg.cal.ps` should be approx. constant within channels: Y / N

Contents of file `*uw*.avg.cal.ps` should resemble white light source: Y / N

	Contents of `*rel_std*.ps` files should be smaller than 0.01 (pixel 300 -- 800) for all channels. If not, value is:	Y / N _____
	Add postscript images to logbook, done	Y / N
Print logfiles	`lpr -P<printer> *.log`	
	Add logfiles to logbook, done	Y / N

ETALON processing			
Run ETALON	`idl ~~do_etalon~~` el do_ext etalon only for WP		In IDL window
Check ETALON	`ls -l <DIR-NAME>/*`		In DATA-DIR window should be approx 150Kb
	Size of file `*.du*.avg.cal.etalon.cal`	146 kb f	
Check ETALON visually	`lpr -P<printer> *.du*.avg.cal.etalon.cal.ps` Value of ETALON should show only a small variation around 1.0 (like noise).	Y / N	(*) When asked a file containing reference WLS spectrum (START-OF-CAL) select the right subdirect
	Add postscript images to logbook, done	Y / N	EXTERN-START-OF-CAL-WARM or EXTERN-START-OF-CAL-COLD. (depending on detector temp.
Print logfiles	`lpr -P<printer> *.du*.avg.cal.etalon.cal.log`		
	Add logfiles to logbook, done	Y / N	If using an external loop use: EXTERN-START-OF-CAL-COLD OR EXTERN-START-OF-CAL-WARM
Back up	Create 3 sets of backup CDs of directory <DIR-NAME> (One CD has a capacity of 600 Mbytes, the UNIX command `/usr/bin/du -k .` gives the number of kilo bytes in the current directory). Name of backup CDs	_____	See analysis sheet BackUp

Sign: Name D. Oude Lansink

Date and time _____

Signature _____

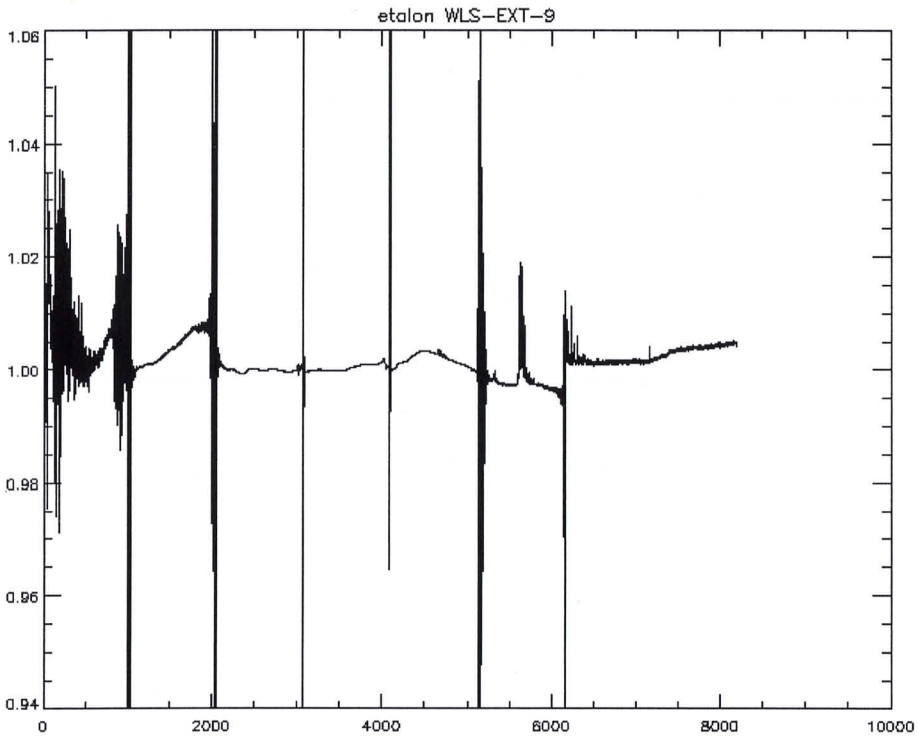
etalon WLS-EXT-9
1.06
1.04
1.02
1.00
0.98
0.96
0.94
0
2000
4000
6000
8000
10000

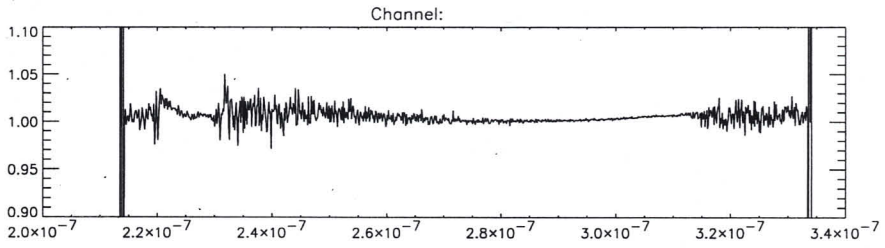
Channel:
1.10
1.05
1.00
0.95
0.90
2.0×10⁻⁷
2.2×10⁻⁷
2.4×10⁻⁷
2.6×10⁻⁷
2.8×10⁻⁷
3.0×10⁻⁷
3.2×10⁻⁷
3.4×10⁻⁷

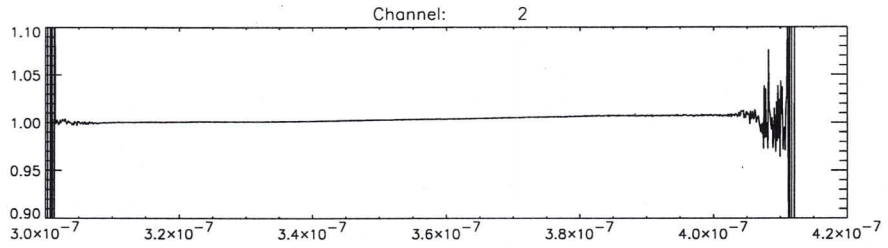
Channel: 2
1.10
1.05
1.00
0.95
0.90
3.0×10⁻⁷
3.2×10⁻⁷
3.4×10⁻⁷
3.6×10⁻⁷
3.8×10⁻⁷
4.0×10⁻⁷
4.2×10⁻⁷

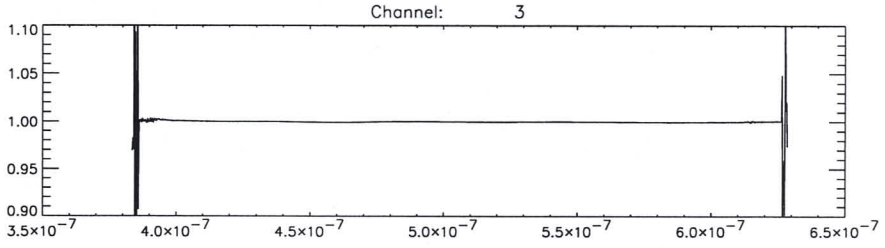
Channel: 3
1.10
1.05
1.00
0.95
0.90
3.5×10⁻⁷
4.0×10⁻⁷
4.5×10⁻⁷
5.0×10⁻⁷
5.5×10⁻⁷
6.0×10⁻⁷
6.5×10⁻⁷

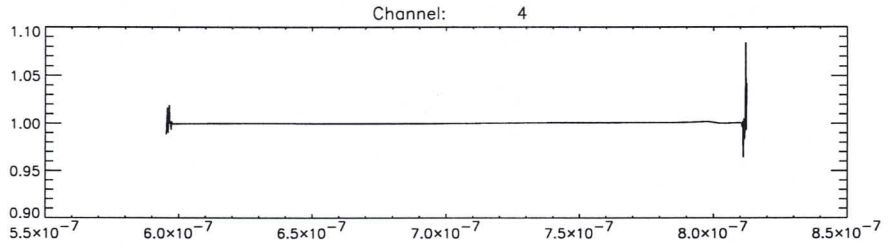
Channel: 4
1.10
1.05
1.00
0.95
0.90
5.5×10⁻⁷
6.0×10⁻⁷
6.5×10⁻⁷
7.0×10⁻⁷
7.5×10⁻⁷
8.0×10⁻⁷
8.5×10⁻⁷

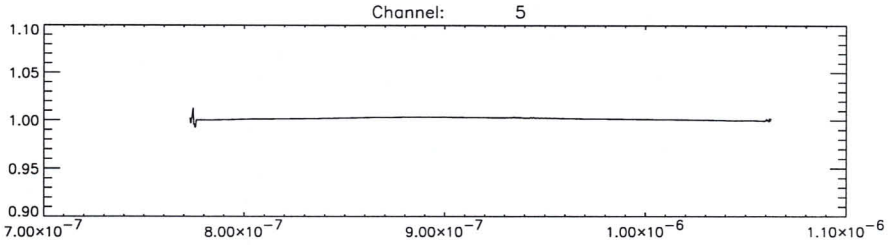
Channel: 5
1.10
1.05
1.00
0.95
0.90
7.00×10⁻⁷
8.00×10⁻⁷
9.00×10⁻⁷
1.00×10⁻⁶
1.10×10⁻⁶

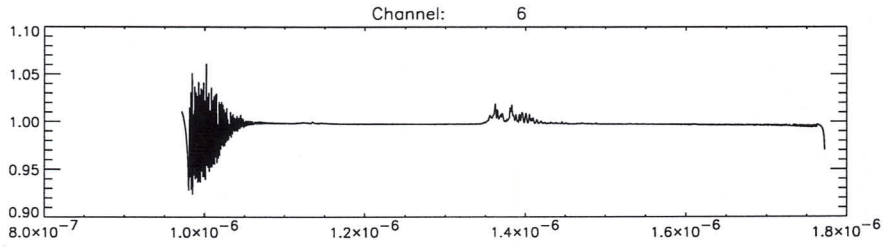
Channel: 6
1.10
1.05
1.00
0.95
0.90
8.0×10⁻⁷
1.0×10⁻⁶
1.2×10⁻⁶
1.4×10⁻⁶
1.6×10⁻⁶
1.8×10⁻⁶

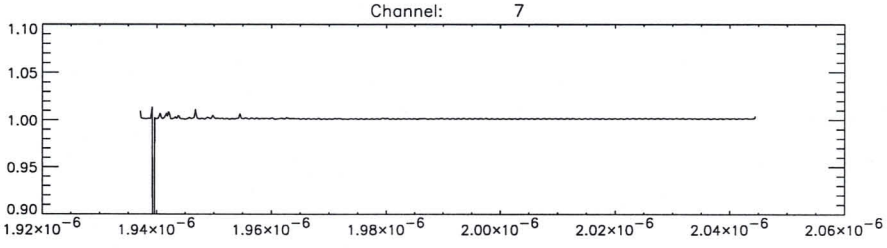
Channel: 7
1.10
1.05
1.00
0.95
0.90
1.92×10⁻⁶
1.94×10⁻⁶
1.96×10⁻⁶
1.98×10⁻⁶
2.00×10⁻⁶
2.02×10⁻⁶
2.04×10⁻⁶
2.06×10⁻⁶

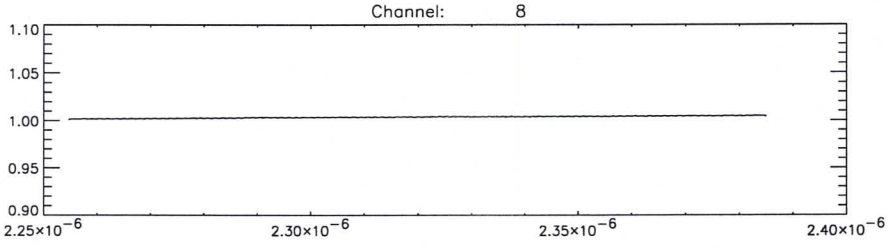
Channel: 8
1.10
1.05
1.00
0.95
0.90
2.25×10⁻⁶
2.30×10⁻⁶
2.35×10⁻⁶
2.40×10⁻⁶

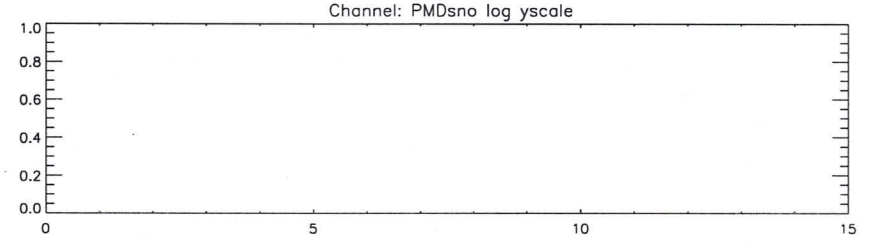
Channel: PMDsno log yscale
1.0
0.8
0.6
0.4
0.2
0.0
0
5
10
15

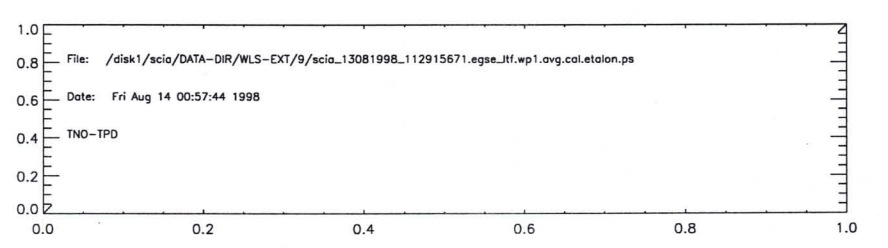
1.0
0.8
0.6
0.4
0.2
0.0
File: /disk1/scia/DATA-DIR/WLS-EXT/9/scia_13081998_112915671.egse_Itf.wp1.avg.cal.etalon.ps
Date: Fri Aug 14 00:57:44 1998
TNO-TPD
0.0
0.2
0.4
0.6
0.8
1.0

Pagenumber:

LOG SHEET SCIAMACHY CALIBRATION

	date/time	description of action	measuremement filename
	13/8/98	Ratio between two WLS-ext files look very Nice : exactly equal to 1.00 ← from far away !! Zoom in. Files are called WLS-EXT/7 /8	
		So what the previous team measured is not approved by our experiments. Ratio's are not wavelength dependent and equal to 1.00	
		In the meantime a lot of problems were encountered with EGSE – Stimuli PC connection.	
		See attached 2 pages EGSE output.	
→		Time out errors were given a lot of times. Tony Nieson is investigating the problem	
→		B/L: Before each measurement boot the stimuli PC. switch to local and back to remote again.	

Text output EGSE ATP

```
********************************************************************************
CF-log ICATSMEASURE.80(0) V=0   R=95  Checksum=cafb Area=dev     0225 06:32:13.99
********************************************************************************


          Stimuli Set up time =   var sec
          TM-Format Freq/2    =   8.0 sec
          Setup overhead      =   9.0 sec
          ================================
          Complete Time per TL > 383.3 sec

        Blocks for Measurement WLS_EXT:
        -------------------------------
Block|                                          |    Lambda [nm]   |Rep.|   Msg   |
 No  |Stimuli   PPC  Polar   Shutter  Acq  S/S |Start  Stop  Step|Fac |         |
-----+-------+------+-------+-------+----+-----+-----+-----+-----+----+---------+
  1      2     15.0   171.6    open     1 start   240   240     0   1  WS1
No of TL's in Block =  1.0 =  1
--------------------------------------------------------------------------------
  2      2     15.0    85.4    open     1 start   240   240     0   1  WP1
No of TL's in Block =  2.0 =  1
--------------------------------------------------------------------------------
  3      2     15.0    85.4   close     1 start   240   240     0   1  DU1
No of TL's in Block =  3.0 =  1
--------------------------------------------------------------------------------
================================================================================
Complete No of TL's      =  3 results in   1150.0 sec
Complete Dur. of Opt. Stimuli Setup    =     40.0 sec
    ============================================================================
                                       =   1190.0 sec
        ------------------------------------------------------------------------

      ========================================================== 0225 06:35:16.43 ====
      1.6: Send Start ATP Message
      ============================================================================
      Start of ATP: WLS_EXT

    ========================================================== 0225 06:35:16.68 ====
    2: Perform Measurement WLS_EXT
    ============================================================================

      ========================================================== 0225 06:35:17.22 ====
      2.1: Measurement Block 1 of WLS_EXT
      ============================================================================

      Read Stimuli Settings for WLS_EXT Block 1
      ------------------------------------------------------------------
Block|                                          |    Lambda [nm]   |Rep.|   Msg   |
 No  |Stimuli   PPC  Polar   Shutter  Acq  S/S |Start  Stop  Step|Fac |         |
-----+-------+------+-------+-------+----+-----+-----+-----+-----+----+---------+
  1      2     15.0   171.6    open     1 start   240   240     0   1  WS1


      ------------------------------------------------------------------------
        Block found as single run without lambda stepping or repetion

        2.1.1: Set Optec
        ========================================================================

          Send Stimuli Settings
          ------------------------------------------------------------------
          Stimuli|  PPC |Polar  |Shutter|Acq| S/S |Lambda|
          -------+------+-------+-------+---+-----+------+
                2|  15.0|  171.6|   open|  1|start|   240

          Command to be sent to Stimuli PC (EGSESEQ Message)
          2'240'15.0'171.6'open'1'start
START I00SSDAPB2.349 (1) V=2   R=26  Checksum=17b9 Area=DEV     0225 06:35:19.57
       T, 12.000000, 2'240'15.0'171.6'ope..., 13
            Transfer message to Opt. Stimuli PC and check result
              Get actual stimuli mode
                Trigger for status request sent at 0225 06:35:19.68
                Timeout set to 20 sec
>>> ERROR 271 ON LINE 143                                      0225 06:35:20.76
>>> 143           !Reply = EGSEREAD(PORT2,!Timeout)
>>> Error in command executed

********************************************************************************
Page : 11
********************************************************************************
```

Timeout errors

```
********************************************************************************
CF-log ICATSMEASURE.80(0) V=0   R=95  Checksum=cafb Area=dev     0225 06:32:13.99
********************************************************************************


>>> CF halted on line:
>>> 145          PRINT TO !Indent+4, "Answer received at ",TT()
> cont                                                          0225 06:36:06.10
                Answer received at 0225 06:36:06.12
                  Content:
                  Actual Stimuli Mode found:  requested mode 2
                    Perform Stimuli Mode switching
                    Mode switching command: 2'240'15.0'171.6'open'2'start
                    Command sent out to Stimuli PC at 0225 06:36:56.17
                    Remaining wait for status request 50 sec start at 0225 06:36
              Send new command:
                Command content: 2'240'15.0'171.6'open'1'start
                Command sent out to Stimuli PC at 0225 06:36:56.22
              Read message:
                Remaining wait for status request 12 sec start at 0225 06:36:56.
                Trigger for status request sent at 0225 06:37:08.26
                Timeout set to 20 sec
                Answer received at 0225 06:37:10.23
                  Content: 06:39:02'2'99'15.0'171.6'open'1'start
              Check result:
                Relevant Reply : >2'99'15.0'171.6'open'1'start<
                Expected Answer: >2'99'15.0'171.6'open'1'start<
                Check: SUCCESS
    I00SSDAPB2.349  !Rstat=                                      0225 06:37:10.46
>>> ERROR 248 ON LINE 1630                                      0225 06:37:10.49
>>> 1630      CALL I00SSDAPB2, "T", !TimeToSetOs, !StimMessage, !Indent+2 -- transfer messages
>>> Error in child CF. !Rstat =
>>> CF halted on line:
>>> 1634   ELSE
> cont                                                          0225 06:37:18.08

        2.1.2: Send Message
        ===================================================================
        WS1

        2.1.3: Start Measurement
        ===================================================================
          TIMELINE MCMD using:
            Timeline ID = TL1
            I.ASPANG    = 0x00000000
            I.NADANG    = 0x00000000
            I.NADRAT    = 0x0000

        2.1.4: Wait for end of Measurement
        ===================================================================
START ICAFSSUPMEAS.297(1) V=0   R=26  Checksum=4398 Area=dev     0225 06:37:19.83
       398, [...], [...], 0, 63310349, 11
          Supervision of Measurement via ICU Mode for Chain A
          ---------------------------------------------------
            Start Measurement Break Manager in parallel at 0225 06:37:19.92
            Waiting for ICU mode (I3981) switching to MEAS-TL
            and ICU transition flag (I3980) switching to COMPLETE
            timeout is  32 sec ...

              ICU mode (I3981) is MEAS-TL
              ICU transition flag (I3980) is COMPLETE
              Mode -MEAS-TL- reached at 0225 06:37:39.74
              remaining timeout time is  13 sec

            Waiting for ICU mode (I3981) switching to MEAS-ID
            and ICU transition flag (I3980) switching to COMPLETE
            Remaining Timeout is 379 sec ...

              ICU mode (I3981) is MEAS-TL
              ICU transition flag (I3980) is COMPLETE
              Mode -MEAS-ID- reached at 0225 06:38:27.77
              remaining time-out time is  331 sec
              ------------------------------------------------------------
              ------------------------------------------------------------
              >>>WARNING: Abort of actual running measurement is requested by us
              ------------------------------------------------------------

********************************************************************************
Page : 12
********************************************************************************
```

DONE twice for p and s pol. light!

Ratio

STEP	ACTION	RESULT	MARKER
Intro	Your name: Date:	PO 13-08-98	c/DATA-DIR/WLS-EXT/7 18
	What's the name of the (main) data input file that you want to store in the SOC directory?	scia_bb01g98_07fg20418.dat. (A)	
	Setup a three-window configuration on your SUN.		See course descr.
Do ratio	`idl do_ratio` Let <D1> be the first selected dark file name		In IDL window
	Full path name of <D1> ls -l <D1>.div.cal	Path	In DATA window
	size of <D1>.div.cal	both 146 kb	Approx. 140 kB
	lpr -P<printer> <D1>.div.cal.ps Add postscript image to logbook, Done?	(Y) / N	In DATA Window
Back up	Create 3 sets of backup CDs of directory `~/DATA-DIR/START-OF-CALIBRATION` (One CD has a capacity of 600 Mbytes, the UNIX command `/usr/bin/du -k .` gives the number of kilo bytes in the current directory). Name of backup CDs		See analysis sheet BackUp
Sign:	Name Date and time Signature		

Note that the do_ratio procedure asks:
1/ a dark file
2/ a corresponding light file
3/ a second dark file
4/ a corresponding light file

after do_ratio files *.div.cal.* renamed because after doing do_ratio twice files would be over written!

→ files with p. pol. light renamed to *.avg.cal.p.div.cal
s pol. light " "

#####
#####
#####
#####
#####
User: scia6!scia
#####
Title: scia_13081998_074920418.egse_ltf.du1.avg.cal.div.cal.ps
#####
scia6
#####
Printed: Thu 13:42 Aug 13, 1998
#####
Job number: hp6mp-103
#####
#####
#####
#####
#####

— Ratio's seem to be exactly equal to 1.000
— No source fluctuations were measured.
— Also not after the set-ups were completely newly aligned.

p-pol. light:

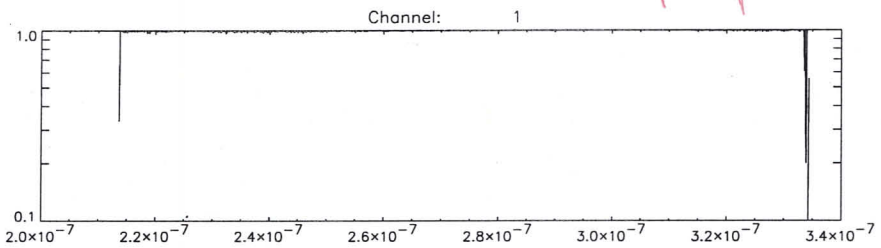
Channel: 1
1.0
0.1
2.0×10⁻⁷
2.2×10⁻⁷
2.4×10⁻⁷
2.6×10⁻⁷
2.8×10⁻⁷
3.0×10⁻⁷
3.2×10⁻⁷
3.4×10⁻⁷

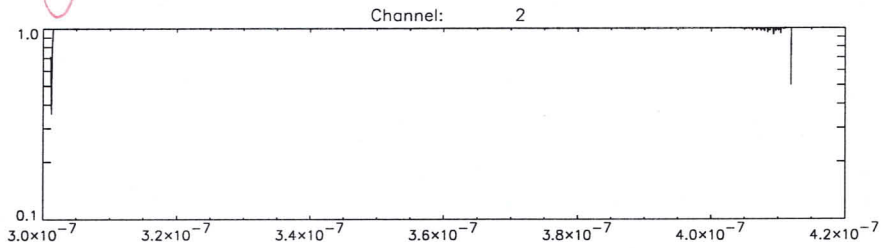
Channel: 2
1.0
0.1
3.0×10⁻⁷
3.2×10⁻⁷
3.4×10⁻⁷
3.6×10⁻⁷
3.8×10⁻⁷
4.0×10⁻⁷
4.2×10⁻⁷

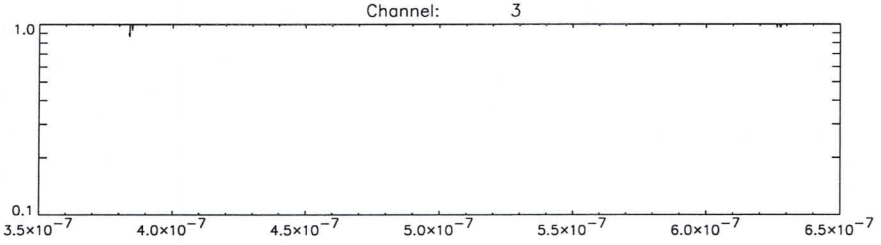
Channel: 3
1.0
0.1
3.5×10⁻⁷
4.0×10⁻⁷
4.5×10⁻⁷
5.0×10⁻⁷
5.5×10⁻⁷
6.0×10⁻⁷
6.5×10⁻⁷

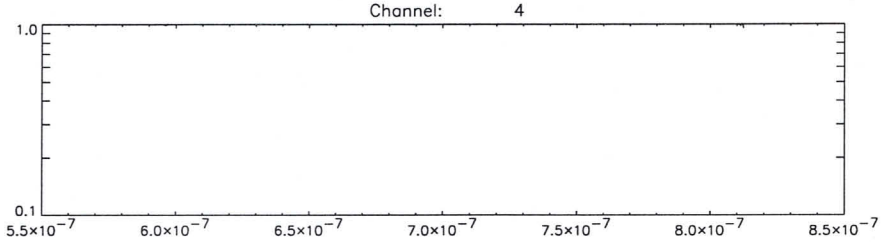
Channel: 4
1.0
0.1
5.5×10⁻⁷
6.0×10⁻⁷
6.5×10⁻⁷
7.0×10⁻⁷
7.5×10⁻⁷
8.0×10⁻⁷
8.5×10⁻⁷

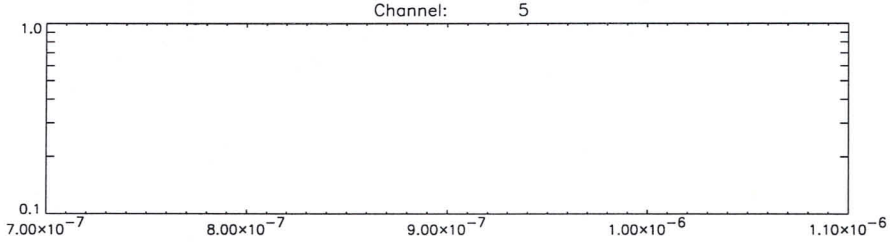
Channel: 5
1.0
0.1
7.00×10⁻⁷
8.00×10⁻⁷
9.00×10⁻⁷
1.00×10⁻⁶
1.10×10⁻⁶

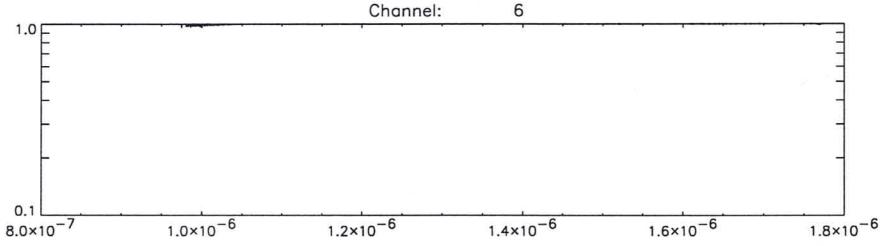
Channel: 6
1.0
0.1
8.0×10⁻⁷
1.0×10⁻⁶
1.2×10⁻⁶
1.4×10⁻⁶
1.6×10⁻⁶
1.8×10⁻⁶

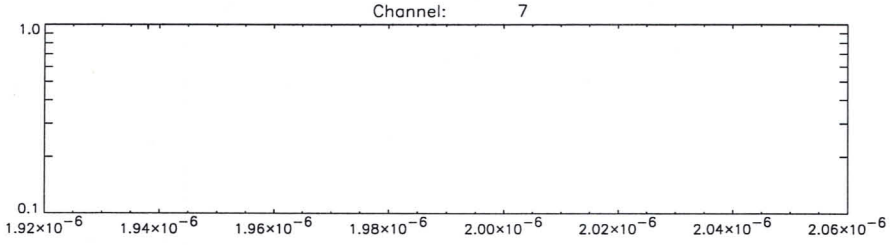
Channel: 7
1.0
0.1
1.92×10⁻⁶
1.94×10⁻⁶
1.96×10⁻⁶
1.98×10⁻⁶
2.00×10⁻⁶
2.02×10⁻⁶
2.04×10⁻⁶
2.06×10⁻⁶

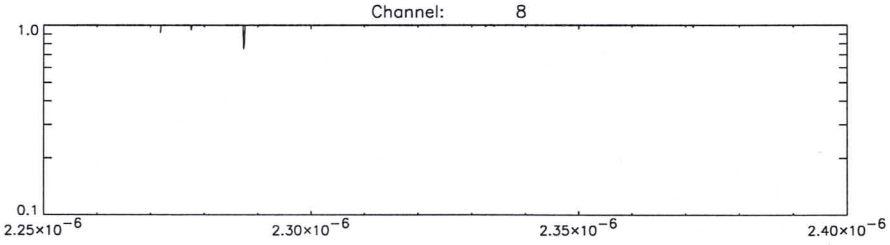
Channel: 8
1.0
0.1
2.25×10⁻⁶
2.30×10⁻⁶
2.35×10⁻⁶
2.40×10⁻⁶

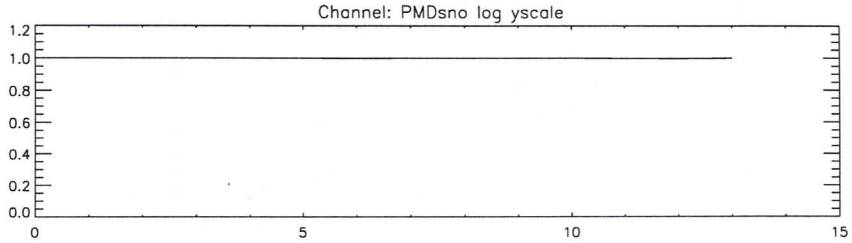
Channel: PMDsno log yscale
1.2
1.0
0.8
0.6
0.4
0.2
0.0
0
5
10
15

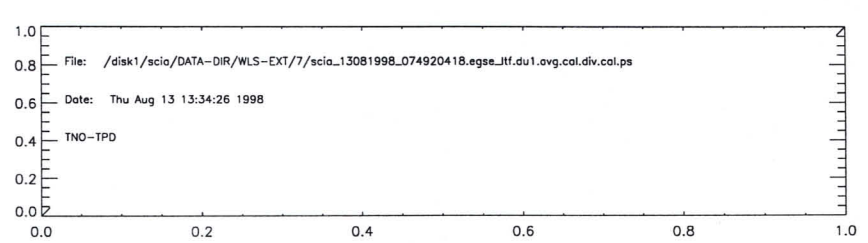
1.0
0.8
0.6
0.4
0.2
0.0
File: /disk1/scia/DATA-DIR/WLS-EXT/7/scia_13081998_074920418.egse_itf.du1.avg.cal.div.cal.ps
Date: Thu Aug 13 13:34:26 1998
TNO-TPD
0.0
0.2
0.4
0.6
0.8
1.0

#####
#####
#####
#####
#####
User: scia6!scia
#####
Title: scia_13081998_074920418.egse_ltf.du1.avg.cal.s.div.cal.ps
#####
scia6
#####
Printed: Thu 13:49 Aug 13, 1998
#####
Job number: hp6mp-104
#####
#####
#####
#####
#####

S-pol highly

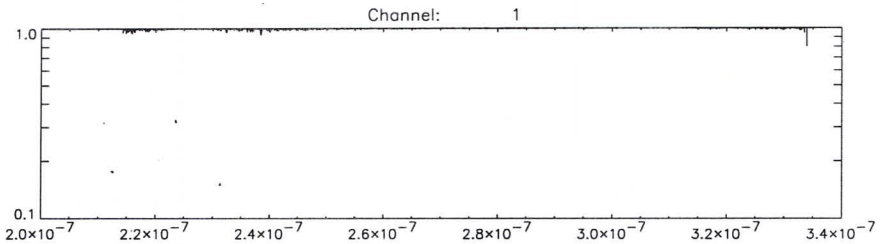
Channel: 1
1.0
0.1
2.0×10⁻⁷
2.2×10⁻⁷
2.4×10⁻⁷
2.6×10⁻⁷
2.8×10⁻⁷
3.0×10⁻⁷
3.2×10⁻⁷
3.4×10⁻⁷

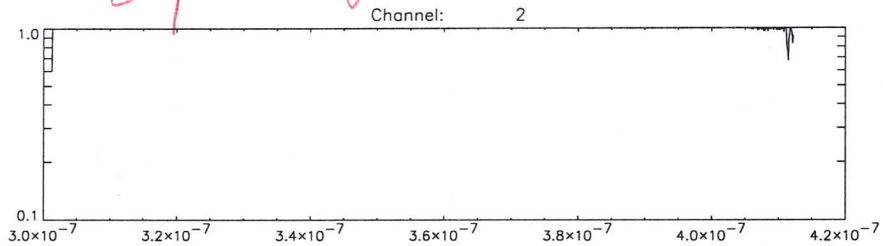
Channel: 2
1.0
0.1
3.0×10⁻⁷
3.2×10⁻⁷
3.4×10⁻⁷
3.6×10⁻⁷
3.8×10⁻⁷
4.0×10⁻⁷
4.2×10⁻⁷

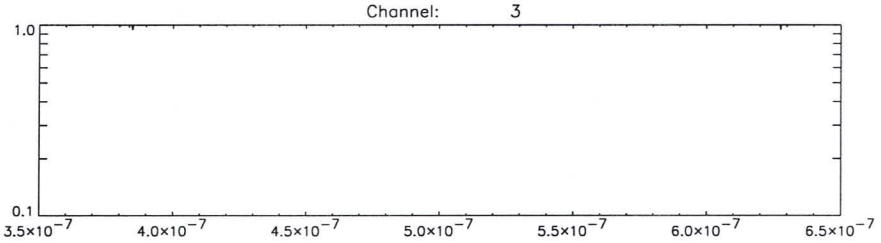
Channel: 3
1.0
0.1
3.5×10⁻⁷
4.0×10⁻⁷
4.5×10⁻⁷
5.0×10⁻⁷
5.5×10⁻⁷
6.0×10⁻⁷
6.5×10⁻⁷

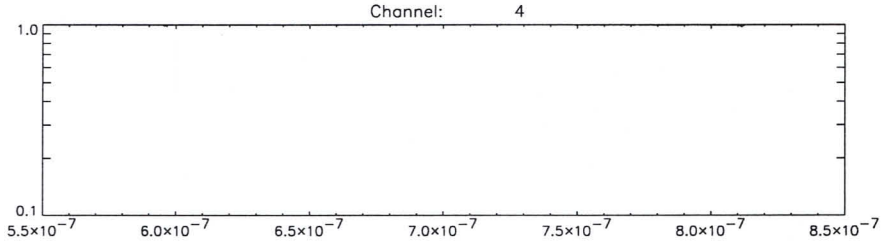
Channel: 4
1.0
0.1
5.5×10⁻⁷
6.0×10⁻⁷
6.5×10⁻⁷
7.0×10⁻⁷
7.5×10⁻⁷
8.0×10⁻⁷
8.5×10⁻⁷

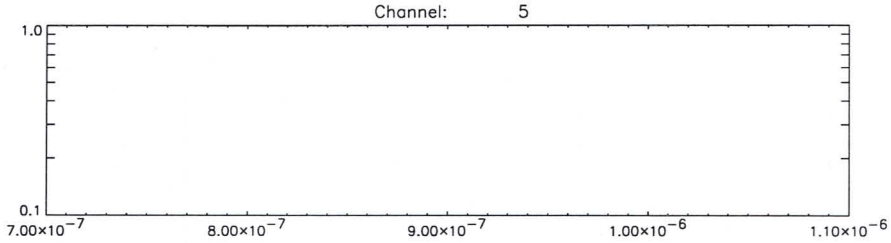
Channel: 5
1.0
0.1
7.00×10⁻⁷
8.00×10⁻⁷
9.00×10⁻⁷
1.00×10⁻⁶
1.10×10⁻⁶

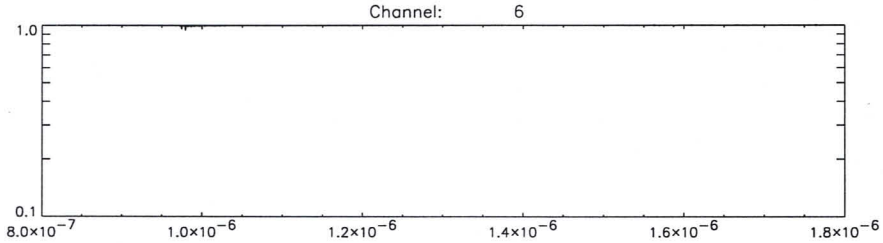
Channel: 6
1.0
0.1
8.0×10⁻⁷
1.0×10⁻⁶
1.2×10⁻⁶
1.4×10⁻⁶
1.6×10⁻⁶
1.8×10⁻⁶

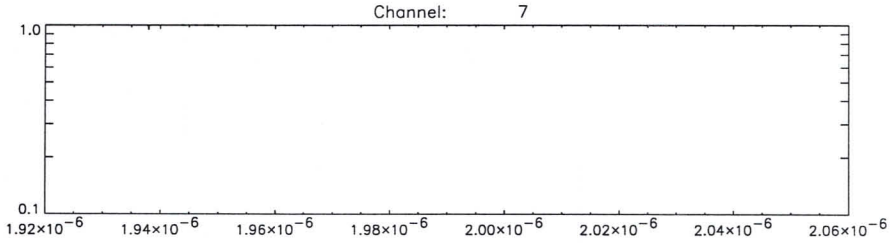
Channel: 7
1.0
0.1
1.92×10⁻⁶
1.94×10⁻⁶
1.96×10⁻⁶
1.98×10⁻⁶
2.00×10⁻⁶
2.02×10⁻⁶
2.04×10⁻⁶
2.06×10⁻⁶

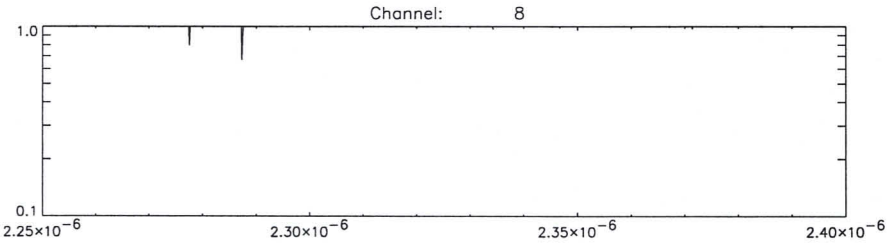
Channel: 8
1.0
0.1
2.25×10⁻⁶
2.30×10⁻⁶
2.35×10⁻⁶
2.40×10⁻⁶

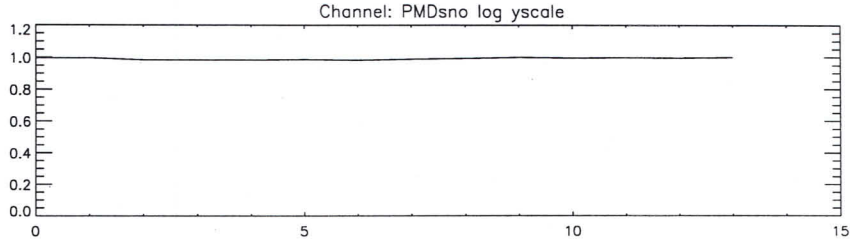
Channel: PMDsno log yscale
1.2
1.0
0.8
0.6
0.4
0.2
0.0
0
5
10
15

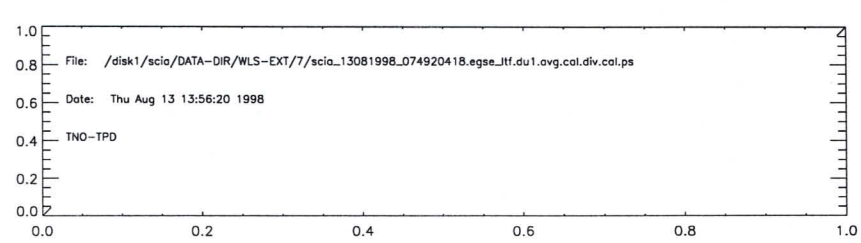
1.0
0.8
0.6
0.4
0.2
0.0
File: /disk1/scia/DATA-DIR/WLS-EXT/7/scia_13081998_074920418.egse_itf.du1.avg.cal.div.cal.ps
Date: Thu Aug 13 13:56:20 1998
TNO-TPD
0.0
0.2
0.4
0.6
0.8
1.0

Pagenumber:

LOG SHEET SCIAMACHY CALIBRATION

	date/time	description of action	measurement filename
	13/8/98 14:45	Do_ expert Ratio van WLS_ext/7	p+S
		WLS_ext/8	
		Do - expert Ratio van WLS-ext/8	p+S.
		WLS-ext/9	

Ratio WLS-ext/7 / WLS-ext/8 = P/P p-polarized

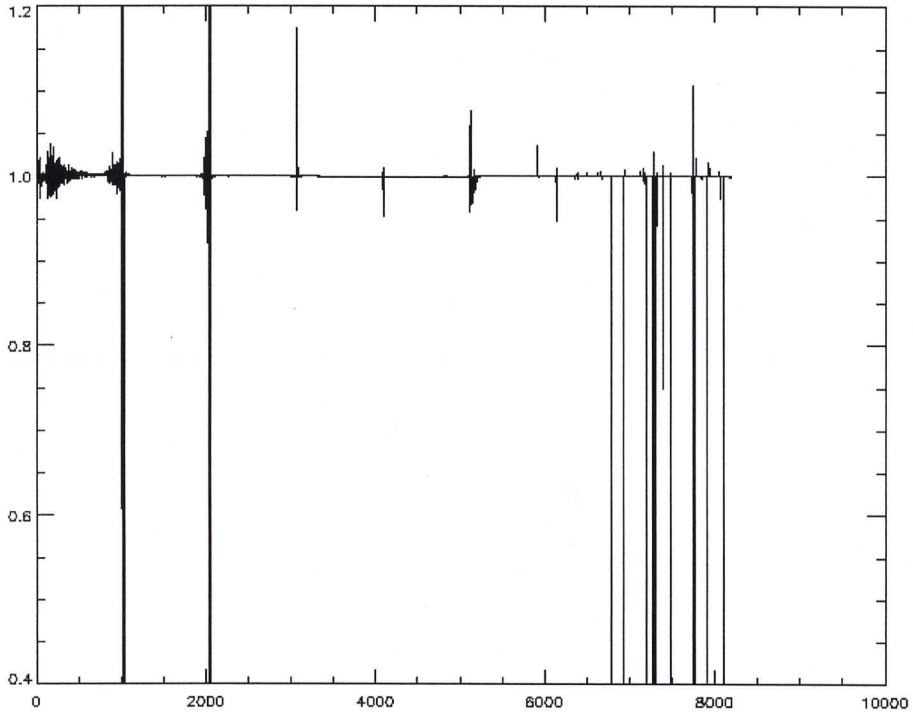

Ratio $\frac{WLS\text{-}ext/7}{WLS\text{-}ext/8}$ $\frac{S}{S}$ S-polarized.

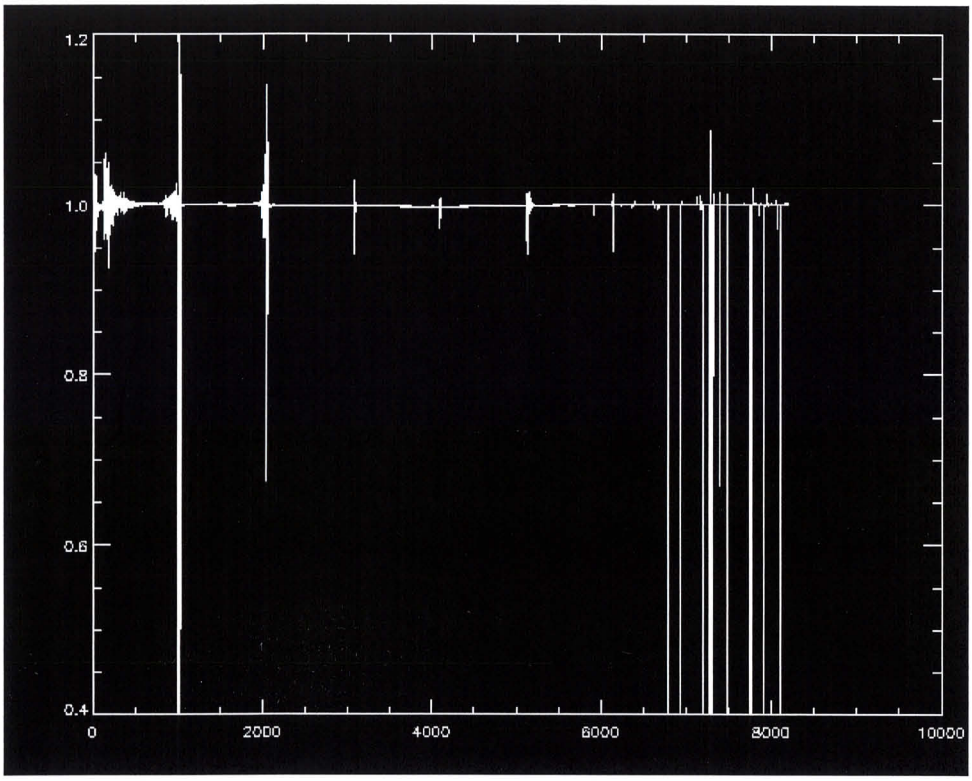

ratio $\frac{\text{WLS-ext/}\delta}{\text{WLS-ext/}g}$ $\frac{P}{P}$ p-polarized.

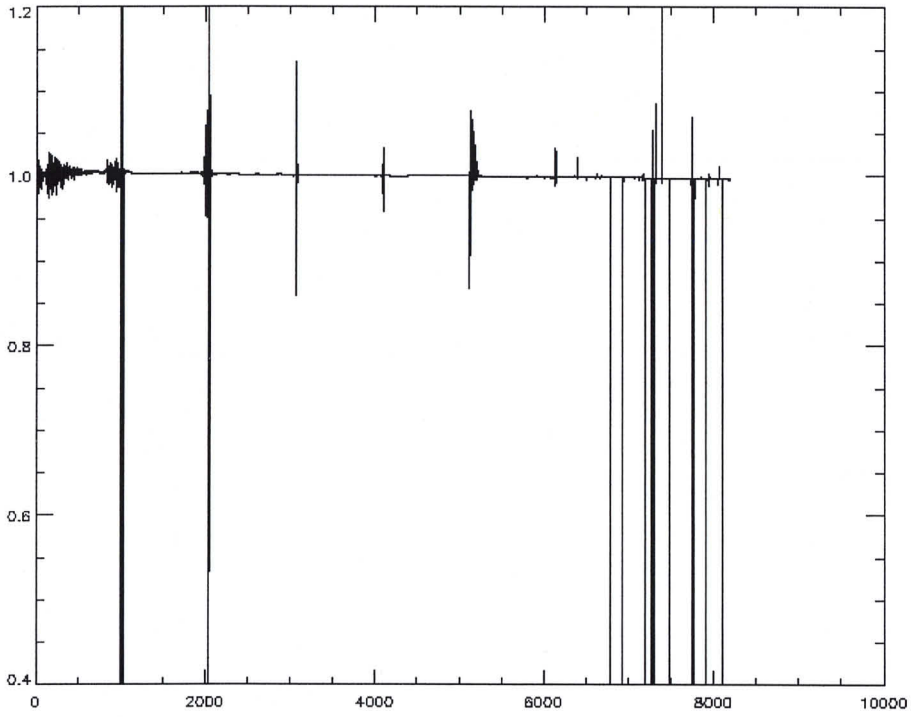

Ratio. WLS-ext/d S S-polarised
WLS-ext/g S

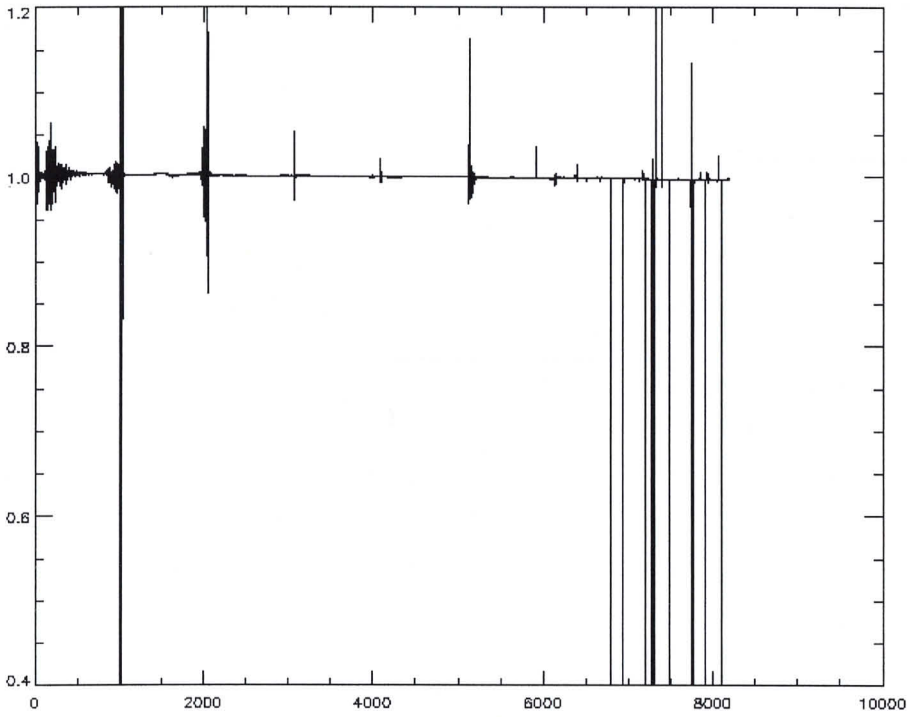

Pagenumber:

LOG SHEET SCIAMACHY CALIBRATION

date/time	description of action	measuremement filename
14-05-98	ABos:	
	Concerning Ratios WLS-EXT:	
	Looking more carefully at ~~[illegible]~~ different	
	Ratios we see that msm's may differ	
	up to 2-3% (ratio WLS-EXT 6/7)	
	Don't know if this is serious!	

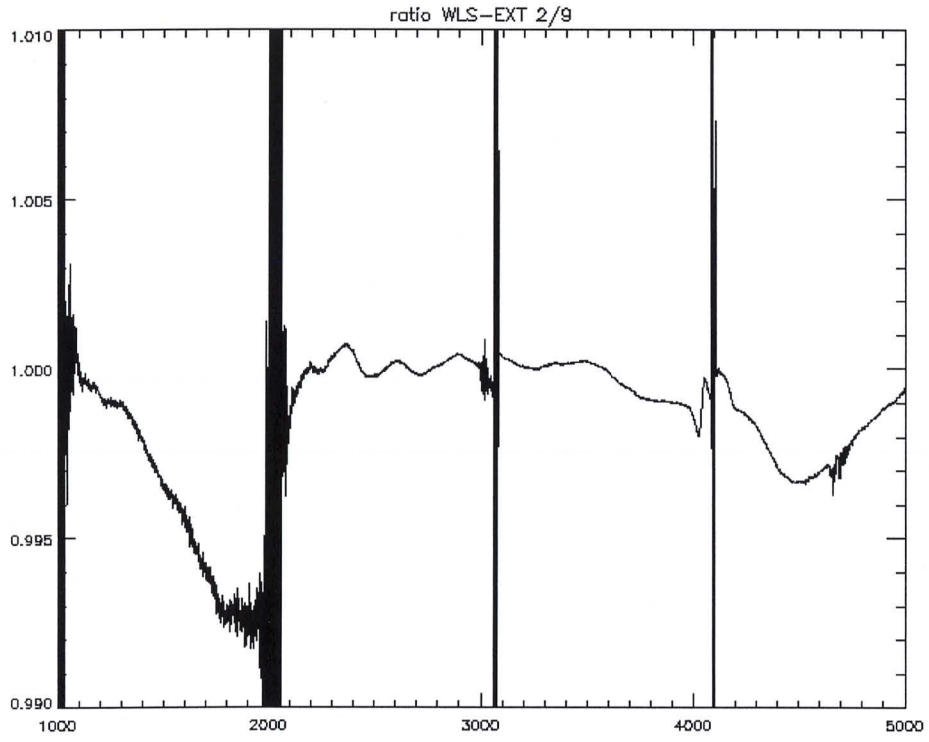
ratio WLS-EXT 2/9
1.010
1.005
1.000
0.995
0.990
1000
2000
3000
4000
5000

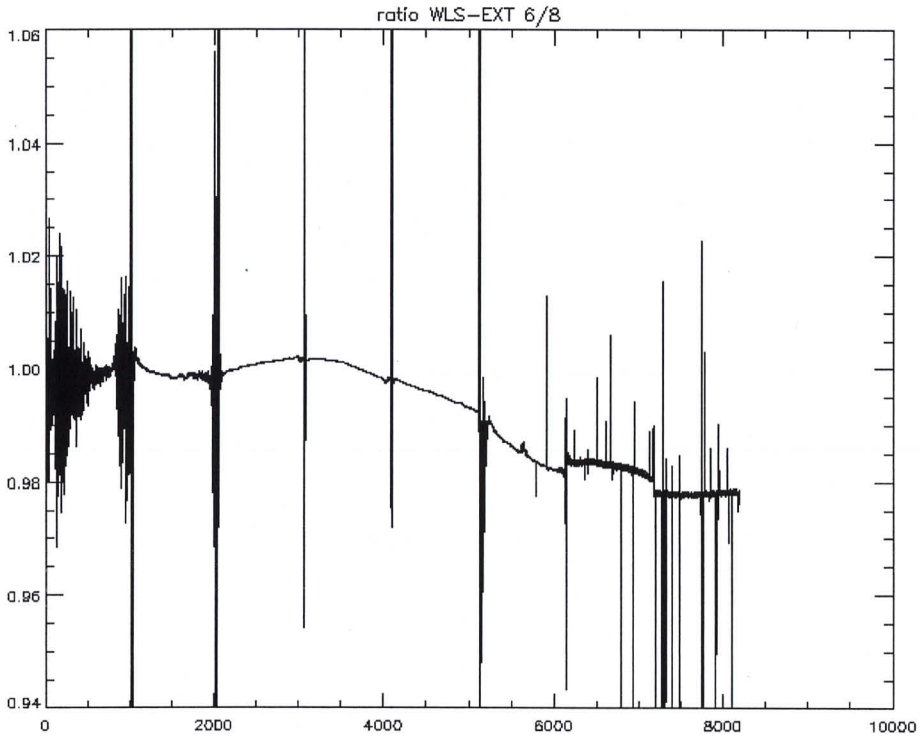
ratio WLS-EXT 6/8
1.06
1.04
1.02
1.00
0.98
0.96
0.94
0
2000
4000
6000
8000
10000

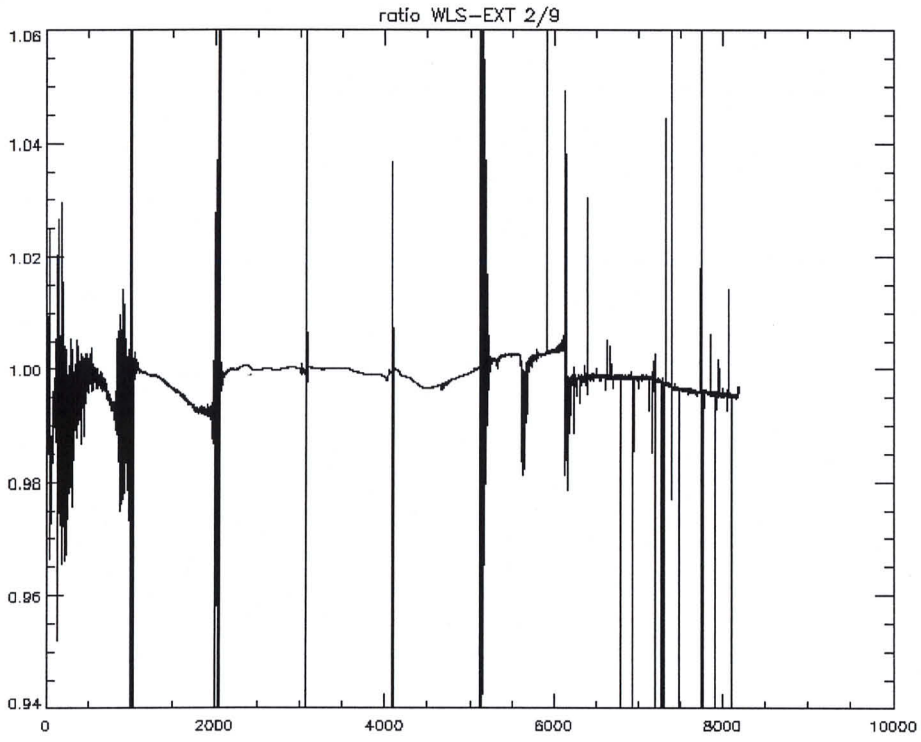
ratio WLS-EXT 2/9
1.06
1.04
1.02
1.00
0.98
0.96
0.94
0
2000
4000
6000
8000
10000

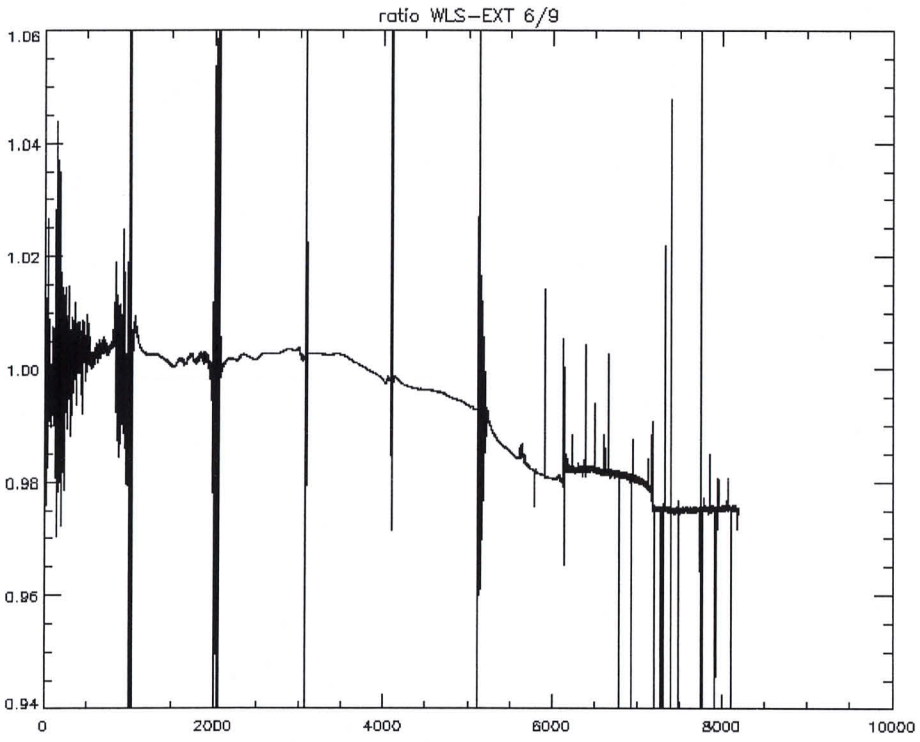
ratio WLS-EXT 6/9
1.06
1.04
1.02
1.00
0.98
0.96
0.94
0
2000
4000
6000
8000
10000

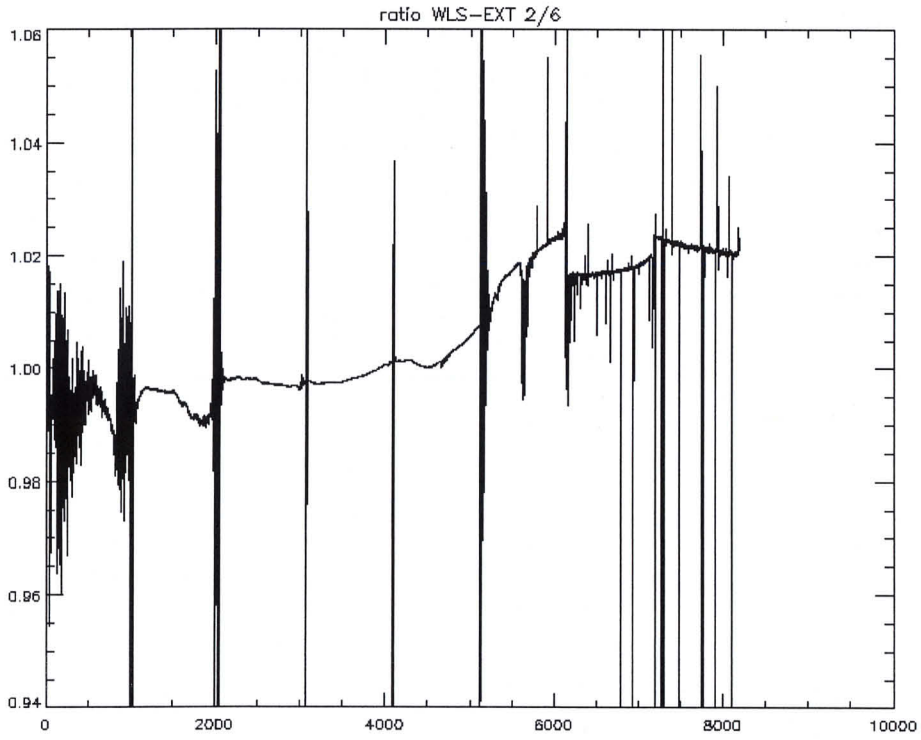
ratio WLS-EXT 2/6
1.06
1.04
1.02
1.00
0.98
0.96
0.94
0
2000
4000
6000
8000
10000

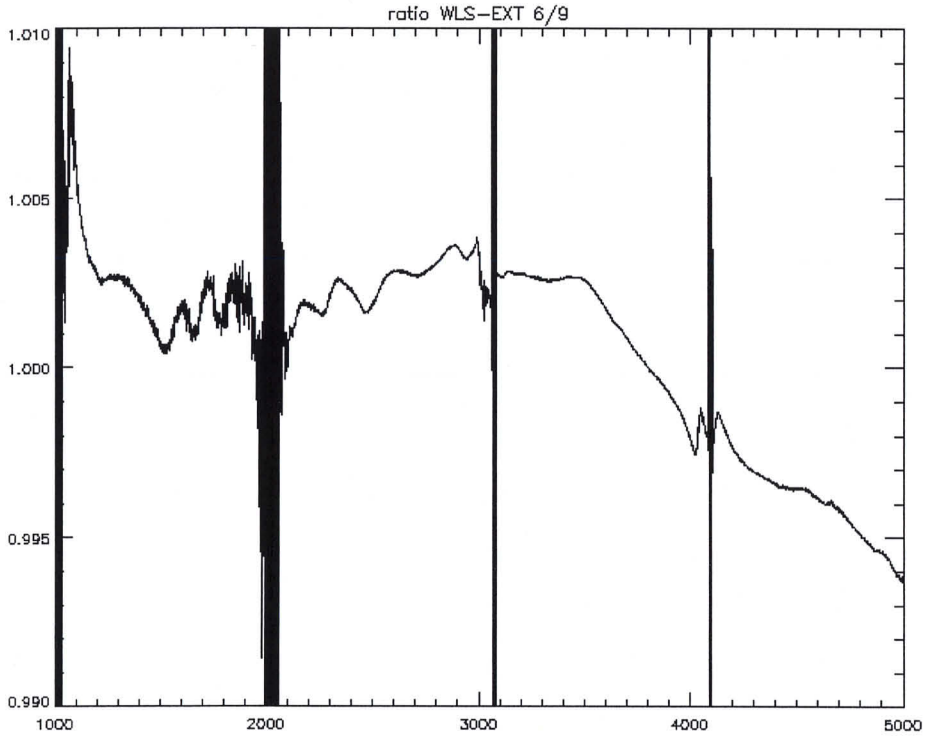
ratio WLS-EXT 6/9
1.010
1.005
1.000
0.995
0.990
1000
2000
3000
4000
5000

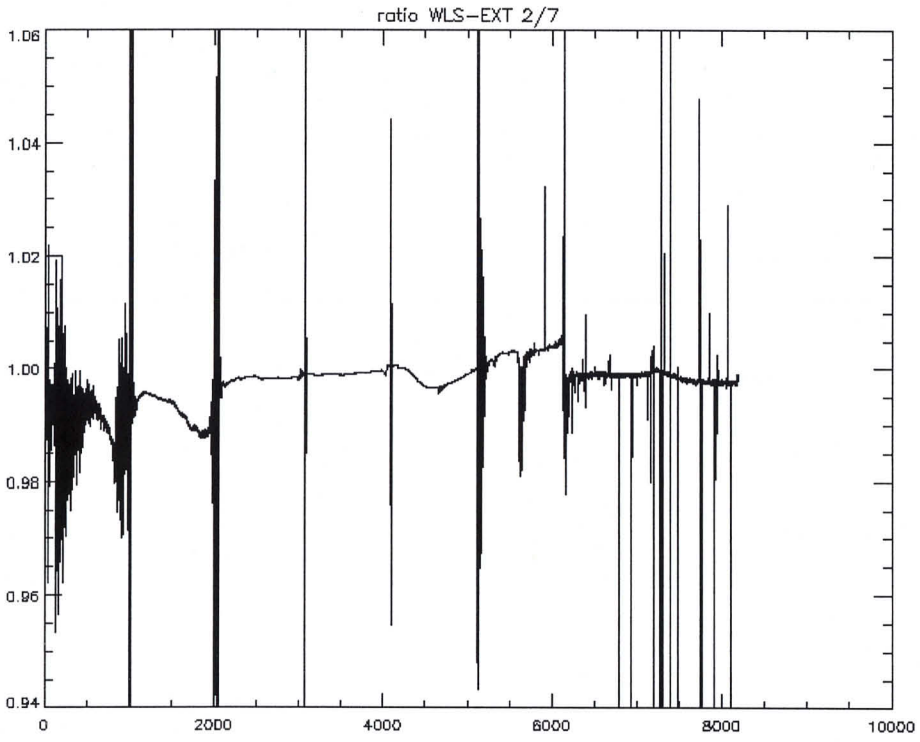
ratio WLS-EXT 2/7
1.06
1.04
1.02
1.00
0.98
0.96
0.94
0
2000
4000
6000
8000
10000

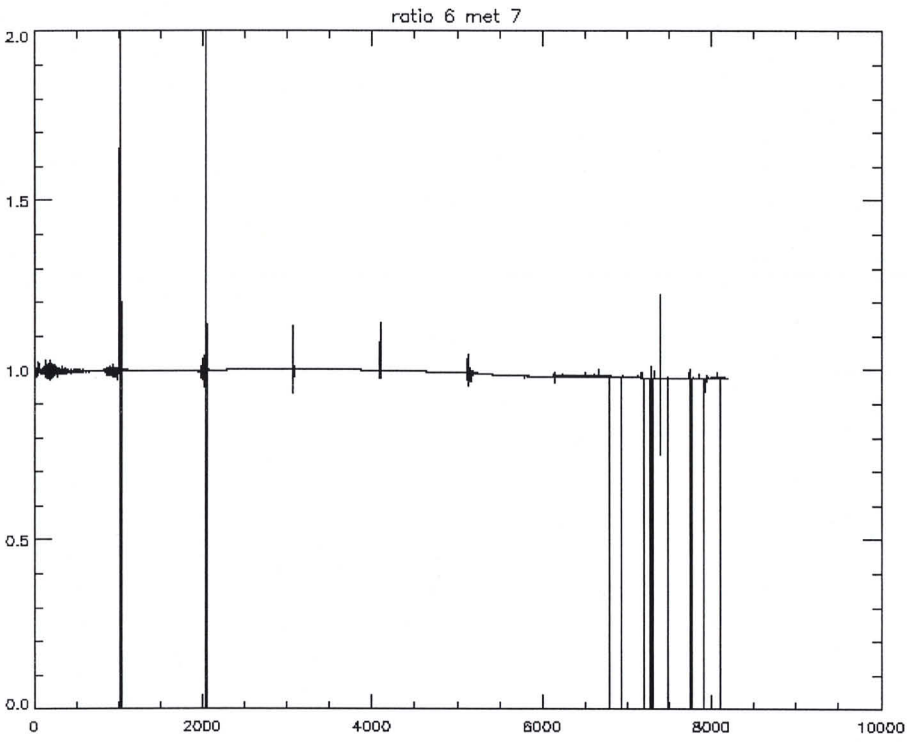
ratio 6 met 7
2.0
1.5
1.0
0.5
0.0
0
2000
4000
6000
8000
10000

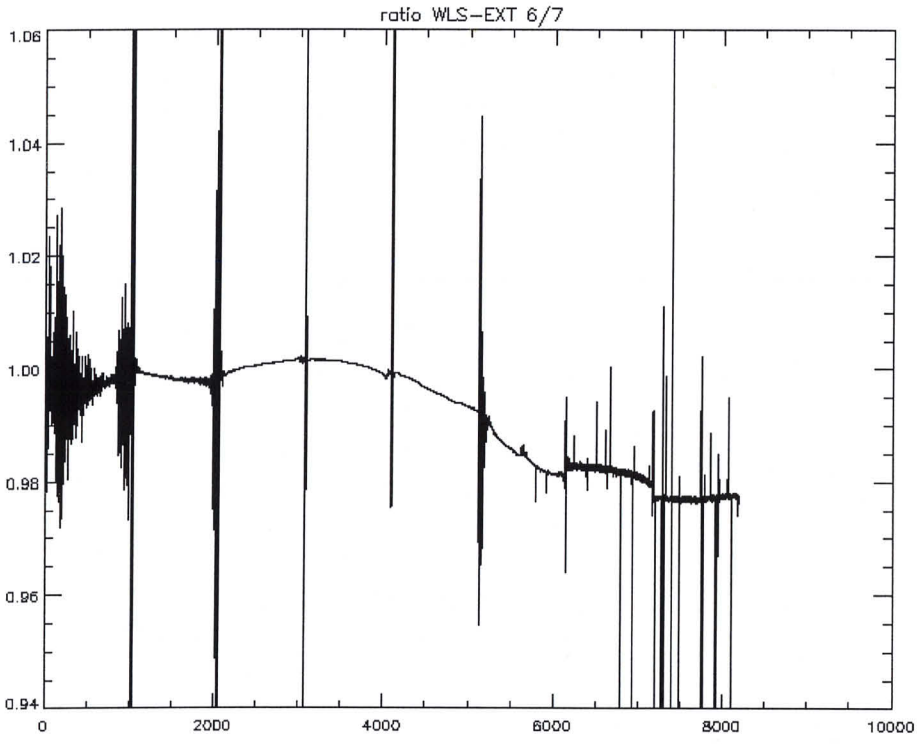
ratio WLS−EXT 6/7
1.06
1.04
1.02
1.00
0.98
0.96
0.94
0
2000
4000
6000
8000
10000

Two WLS spectra
measured
13/8/90
after newly being aligned
(diffuser reset
at position)
and
lamp shutdown

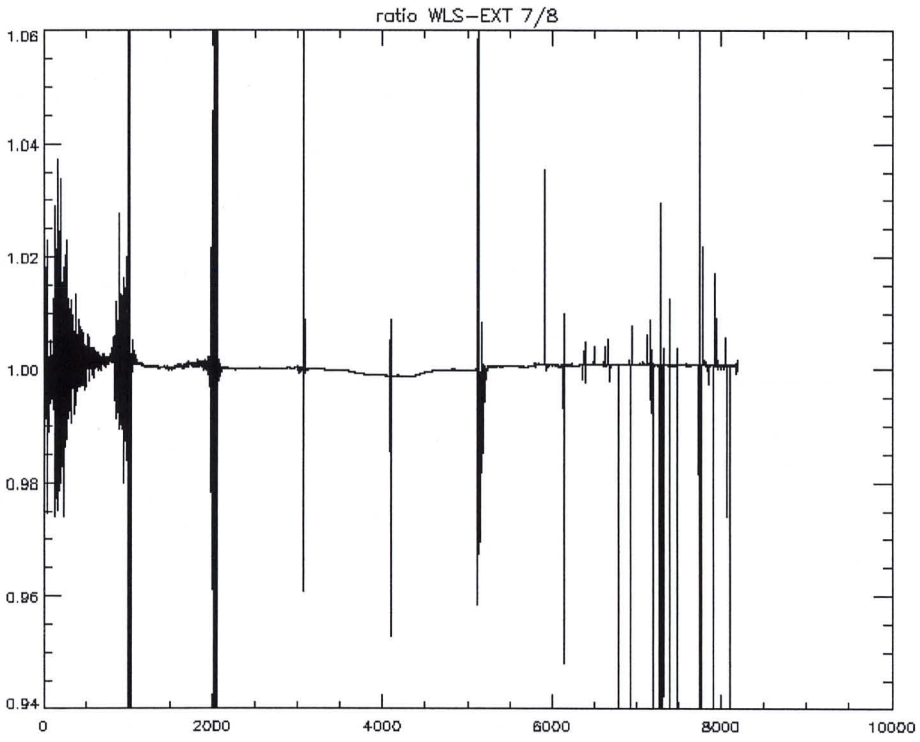

Ratio WLS-EXT/9/8

9/8

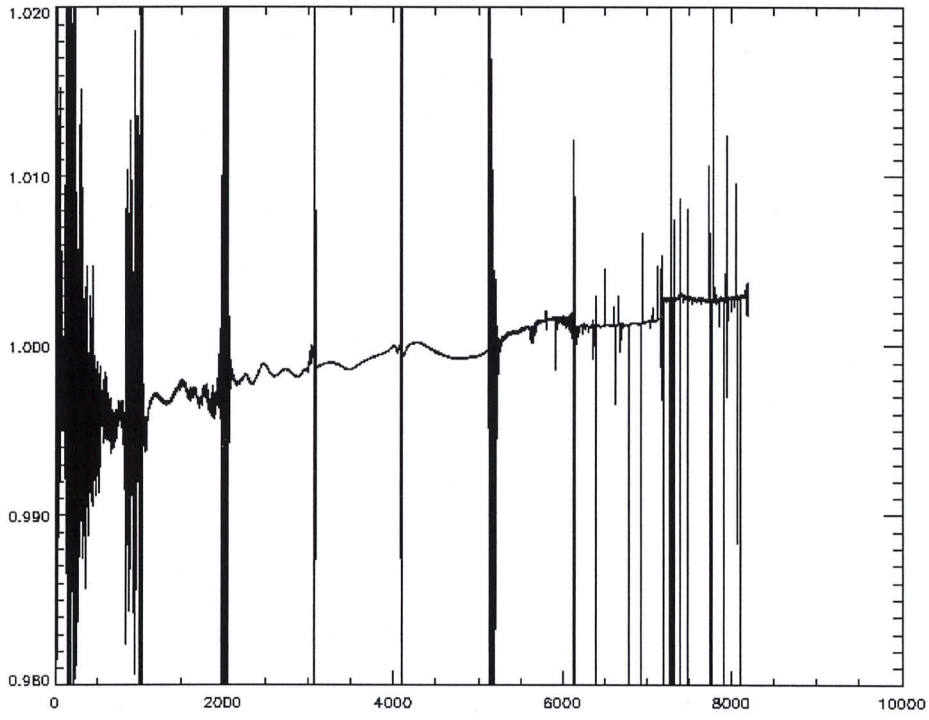

2 p- files.

Pagenumber:

LOG SHEET SCIAMACHY CALIBRATION

date/time	description of action	measuremement filename
13/8/98	1:45 UTC Mod werkt niet, kan dus backup gemaakt worden op Mod ziet er nadr uit mod niet gemount is by mounten volgende foutmelding:	ook geen by
	mod_mnt is busy, or the allowable number of maunt points has been exceeded.	
	Marcel niet bereikbaar / 13/8 marcel bereikt, probleem opgelost	
	Eta_UV_Vis_5 5 van start_loopt even_stopt niet zoals het hoort.	
	6.00 UTC De lamp aan	
	Na bellen Stephan met Tony in Duitsland. Probleem blijkbaar verholpen nu gevraagd verzoek voor ~~eta UV Vis~~ ESTA_UV_Vis. hoge data rate ± 40 Mbyte/uur. ± loopt voor 8 uur ? → 31.000 sec. niet alleen meten ook verdraaien bronnen / ppm / shutter.	
	begin 19:00 UTC → einde nacht ~~[redacted]~~ 2,00 UTC	

Pagenumber:

LOG SHEET SCIAMACHY CALIBRATION

	date/time	description of action	measuremement filename
		Alle metingen waarbij verandering gevraagd worden van de OS duren een factor ~2 langer dan beschreven.	
		typ overhead: EGSE en OS. → Ub	
		ETA-UV-Vis beschreven ~5h duurt 8 uur.	
→		Controleer met Stan. of in kanaal 5 ←	
		PET $\frac{1}{32}$ is en niet iets anders. (is ooit voorgekomen.)	
		Kanaal 5 heeft last van een paar spikes in het	
		spectrum van de Xe lamp → deze pixels.	
		kunnen worden meegenomen in ETA-IR	

Formal Run of Measurement

(Measurement ID) ETA_UV-VIS-5

Request for Actual Status	X	(cross out entries that are **not** requested.)
Request for Modification		(fill in only entries to be modified)
Request for Run	X	(no entries = run based on actual default settings)

Scanner Positions

Azimuth	+45	deg
Elevation	-45	deg

Timeline for each Data Acquisition Period during Measurement

	1	2	3	4	5	6	7	8	9	10
State ID	8									
Repetitions	5									

State Parameters for States used in Timeline (State ID must be given)

Before 12-1

Channel	PET [s] or H#	Co-Adding	PET [s] or H#	Co-Adding	PET [s] or H#	Co-Adding	PET [s] or H#	Co-Adding
1a	2	1						
1b	2	1						
2b	0,5	4						
2a	0,5	4						
3	0,125	16						
4	0,0625	32						
5	0,03125	32						
H6 6	H0,0018	32						
H7 7	H0,0026	32						
H8 8	H0,0037	32						
State ID								

Test if Optical Stimulus is working properly

Yes.

Stimuli Settings for Existing Blocks in Measurement

Block No	Stimuli Setup ID	PPC [deg]	Polarizer [deg]	Shutter open/close	Acquisition Time [s]	Lambda [nm] Start	Stop	Step	Repetition Factor	Message	OS Setup Time [s]
1	2	0	171,57	close							
2	2	12,5	85,36	open							
3	2	0	171,57	close							

Measurement Data Description

Test Purpose	
Remark	UV07
Data Directory	02.15 - 15.02.11 ETA_UV-VIS-5

Signatures

	Date	Signature
Issued	13-8	
< Performed	13.9	

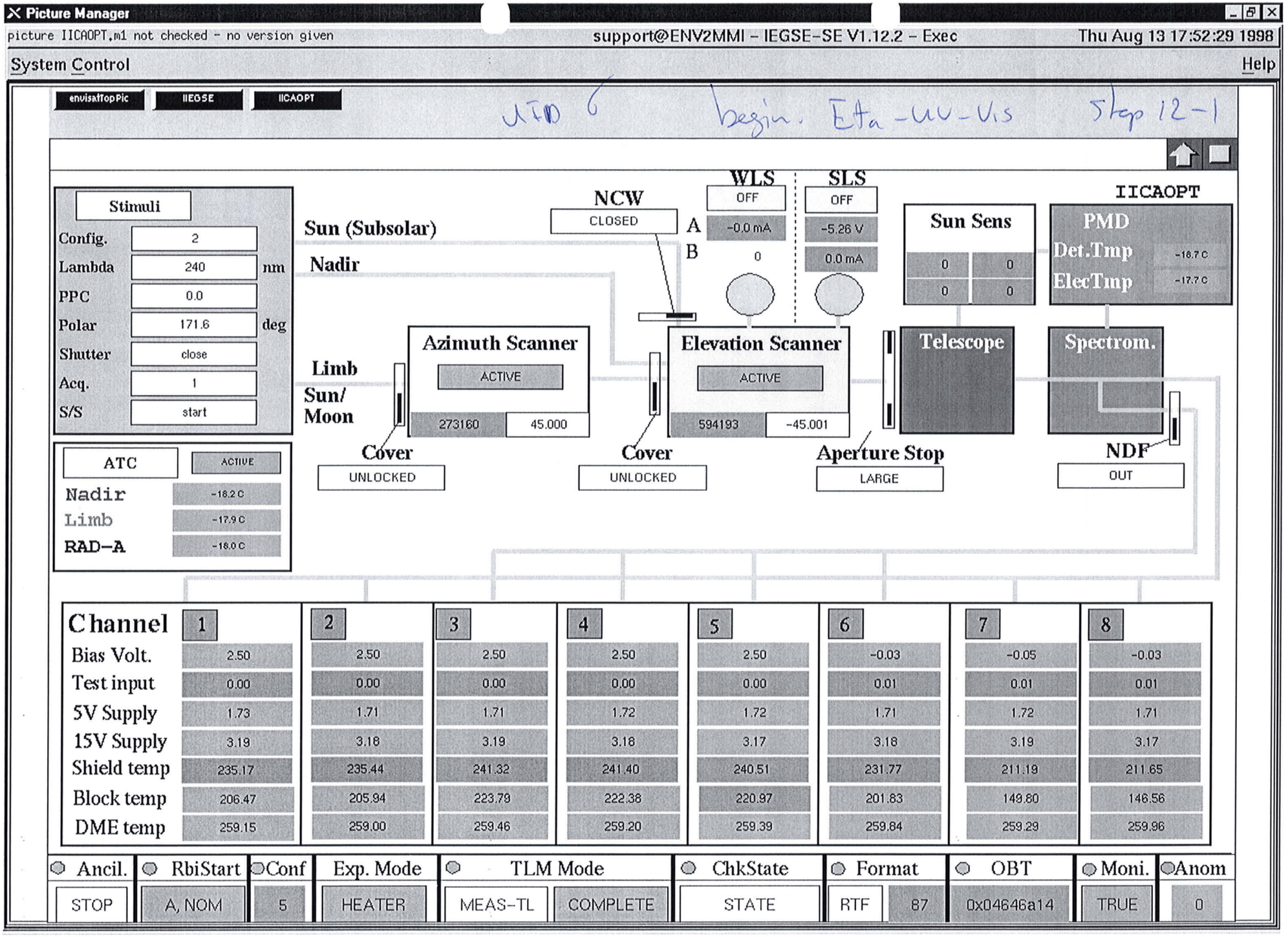
Picture Manager
picture IICAOPT.m1 not checked - no version given
support@ENV2MMI - IEGSE-SE V1.12.2 - Exec
Thu Aug 13 17:52:29 1998
System Control
Help
envisatTopPic
IIEGSE
IICAOPT
Stimuli
Config. 2
Lambda 240 nm
PPC 0.0
Polar 171.6 deg
Shutter close
Acq. 1
S/S start
ATC ACTIVE
Nadir -18.2 C
Limb -17.9 C
RAD-A -18.0 C
Sun (Subsolar)
Nadir
Limb
Sun/ Moon
NCW
CLOSED
WLS
OFF
A -0.0 mA
B 0
SLS
OFF
-5.26 V
0.0 mA
Sun Sens
0 0
0 0
IICAOPT
PMD
Det.Tmp -18.7 C
ElecTmp -17.7 C
Azimuth Scanner
ACTIVE
273160 45.000
Elevation Scanner
ACTIVE
594193 -45.001
Telescope
Spectrom.
Cover
UNLOCKED
Cover
UNLOCKED
Aperture Stop
LARGE
NDF
OUT
Channel 1 2 3 4 5 6 7 8
Bias Volt. 2.50 2.50 2.50 2.50 2.50 -0.03 -0.05 -0.03
Test input 0.00 0.00 0.00 0.00 0.00 0.01 0.01 0.01
5V Supply 1.73 1.71 1.71 1.72 1.72 1.71 1.72 1.71
15V Supply 3.19 3.18 3.19 3.18 3.17 3.18 3.19 3.17
Shield temp 235.17 235.44 241.32 241.40 240.51 231.77 211.19 211.65
Block temp 206.47 205.94 223.79 222.38 220.97 201.83 149.60 146.56
DME temp 259.15 259.00 259.46 259.20 259.39 259.84 259.29 259.96
Ancil. STOP
RbiStart A, NOM
Conf 5
Exp. Mode HEATER
TLM Mode MEAS-TL COMPLETE
ChkState STATE
Format RTF 87
OBT 0x04646a14
Moni. TRUE
Anom 0

Formal Run of Measurement

(Measurement ID) Eta -UV-VIS

Request for Actual Status	X	(cross out entries that are **not** requested.)
Request for Modification		(fill in only entries to be modified)
Request for Run	X	(no entries = run based on actual default settings)

Scanner Positions

Azimuth	+45	deg
Elevation	-45	deg

Timeline for each Data Acquisition Period during Measurement

	1	2	3	4	5	6	7	8	9	10
State ID										
Repetitions										

State Parameters for States used in Timeline (State ID must be given)

Channel	PET [s] or H#	Co-Adding	PET [s] or H#	Co-Adding	PET [s] or H#	Co-Adding	PET [s] or H#	Co-Adding
1a	2	1						
1b	2	1						
2b	0,5	4						
2a	0,5	4						
3	0,125	16						
4	0,0625	32						
5	0,03125	32						
6	H6	32						
7	H7	32						
8	H8	32						
State ID								

Eta -UV-VIS

Step 12-1

UV6

Stimuli Settings for Existing Blocks in Measurement

Block No	Stimuli Setup ID	PPC [deg]	Polarizer [deg]	Shutter open/close	Acquisition Time [s]	Lambda [nm] Start	Stop	Step	Repetition Factor	Message	OS Setup Time [s]
1	2		171,6								
2.1	2		171,6								
2.2	2		85,4								
3.1	2		171,6								
3.2	2		85,4								
4.1	2		171,6								
4.2	2		85,4								
5	2		85,4								

Why not filled in completely?

Measurement Data Description

Test Purpose	
Remark	UV D 6
Data Directory	

Signatures

	Date	Signature
Issued	13-3	
< Performed	15-3	

Formal Run of Measurement

(Measurement ID) Eta_UV_VIS

Request for Actual Status	X	(cross out entries that are **not** requested.)
Request for Modification		(fill in only entries to be modified)
Request for Run	X	(no entries = run based on actual default settings)

Scanner Positions

Azimuth	+45	deg
Elevation	-45	deg

Timeline for each Data Acquisition Period during Measurement

	1	2	3	4	5	6	7	8	9	10
State ID	9									
Repetitions	5									

State Parameters for States used in Timeline (State ID must be given)

Channel	PET [s] or H#	Co-Adding	PET [s] or H#	Co-Adding	PET [s] or H#	Co-Adding	PET [s] or H#	Co-Adding
1a	2	1						
1b	2	1						
2b	0,5	4						
2a	0,5	4						
3	0,125	16						
4	0,0625	32						
5	0,03125	32						
6	H6	32						
7	H7	32						
8	H8	32						
State ID								

Eta_UV_VIS

Step 12-1

U106

Stimuli Settings for Existing Blocks in Measurement

Block No	Stimuli Setup ID	PPC [deg]	Polarizer [deg]	Shutter open/close	Acquisition Time [s]	Lambda [nm] Start	Stop	Step	Repetition Factor	Message	OS Setup Time [s]
1	2		171,6								
2.1	2		171,6								
2.2	2		85,4								
3.1	2		171,6								
3.2	2		85,4								
4.1	2		171,6								
4.2	2		85,4								
5	2		85,4								

Measurement Data Description

Test Purpose	
Remark	U106
Data Directory	0225_17.40.50_ETA_UV_VIS

Signatures

	Date	Signature
Issued	13-8	
< Performed	13-8	

ETA_UV_VIS	1	2	0.0	171.6	close	1 start	240	240	0	10	DU1	12	Dark
ETA_UV_VIS	2.1	2	0.0	171.6	open	1 start	240	240	0	10	WSa#	20	Xe-Lamp | s polarized | PPC=0 deg
ETA_UV_VIS	2.2	2	0.0	85.4	open	1 start	240	240	0	10	WPa#	20	Xe-Lamp | p polarized | PPC=0 deg
ETA_UV_VIS	3.1	2	12.5	171.6	open	1 start	240	240	0	10	WSc#	20	Xe-Lamp | s polarized | PPC=12.5 deg
ETA_UV_VIS	3.2	2	12.5	85.4	open	1 start	240	240	0	10	WPc#	20	Xe-Lamp | p polarized | PPC=12.5 deg
ETA_UV_VIS	4.1	2	18.3	171.6	open	1 start	240	240	0	10	WSe#	20	Xe-Lamp | s polarized | PPC=18.25 deg
ETA_UV_VIS	4.2	2	18.3	85.4	open	1 start	240	240	0	10	WPe#	20	Xe-Lamp | p polarized | PPC=18.25 deg
ETA_UV_VIS	5	2	18.3	85.4	close	1 start	240	240	0	10	DU2	8	Dark



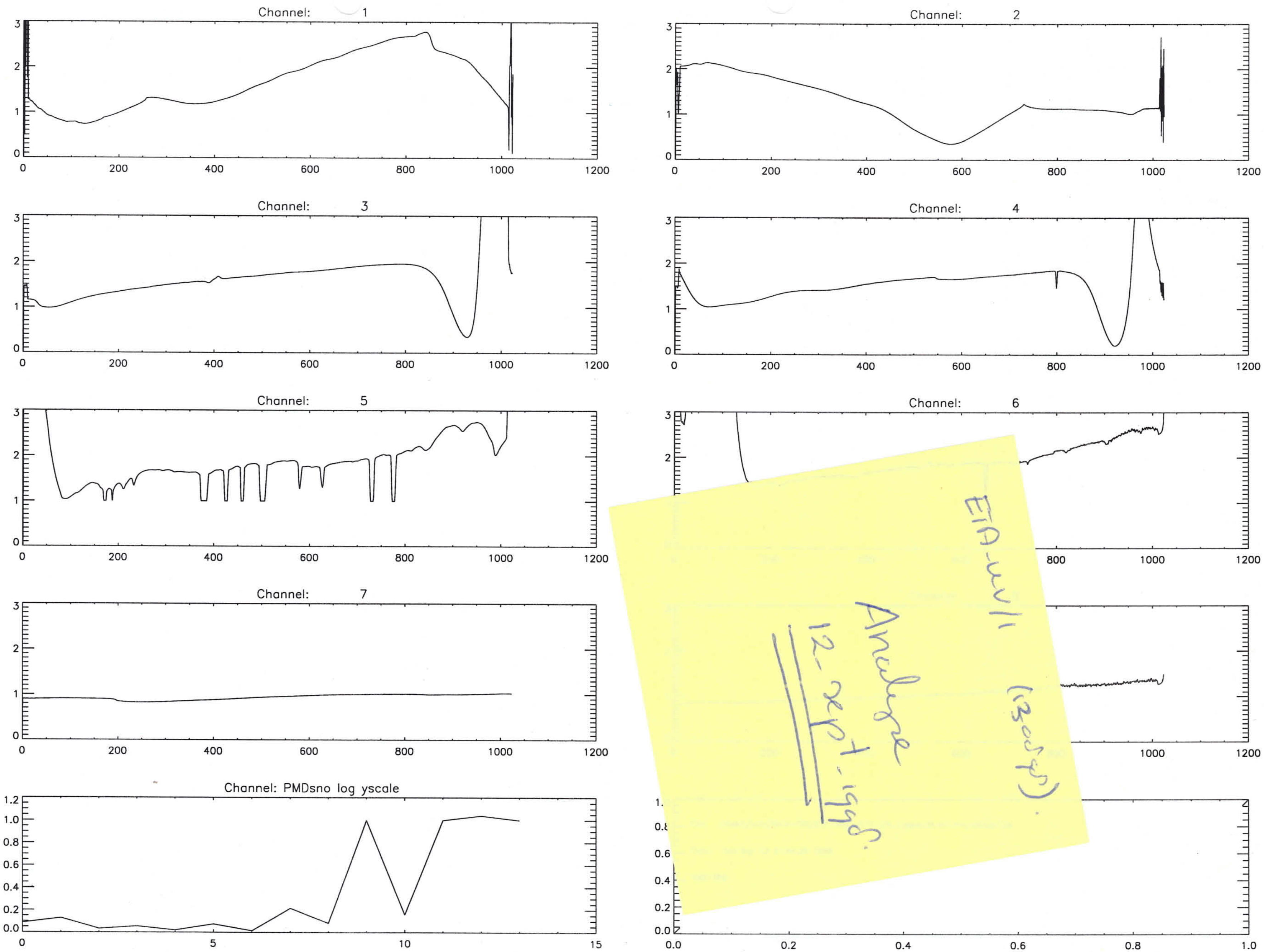
Channel: 1
Channel: 2
Channel: 3
Channel: 4
Channel: 5
Channel: 6
Channel: 7
Channel: PMDsno log yscale
ETA-uv/1 (1300gr).
Analyse
12-sept-1998.

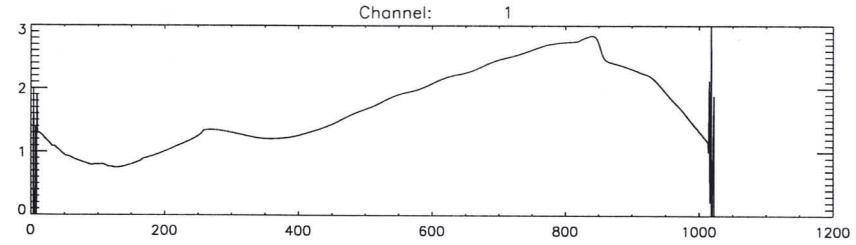
Channel: 1

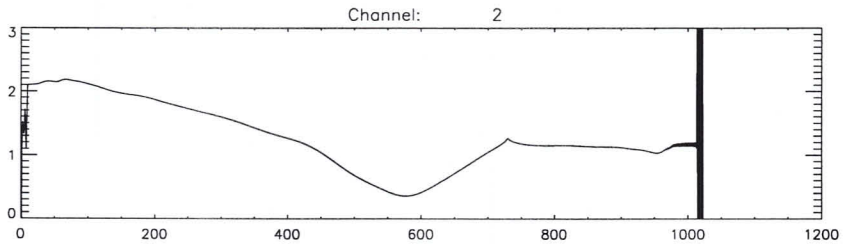
Channel: 2

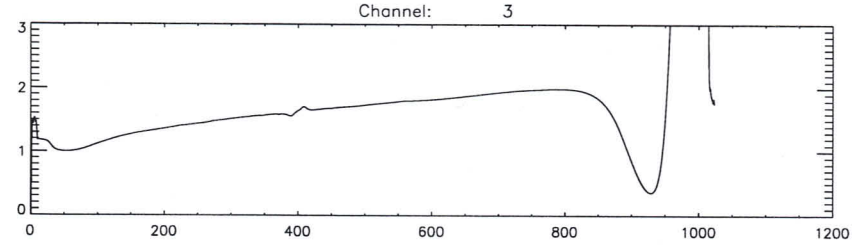
Channel: 3

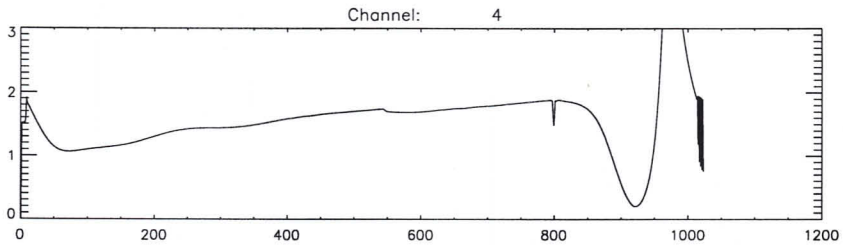
Channel: 4

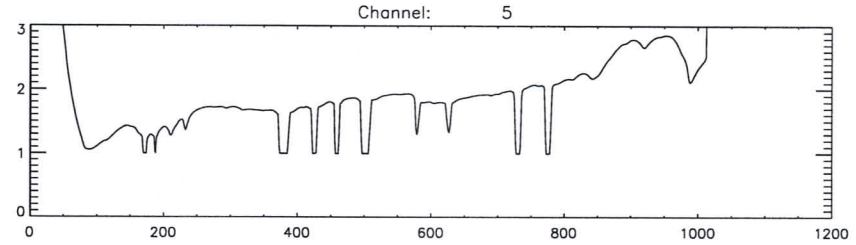
Channel: 5

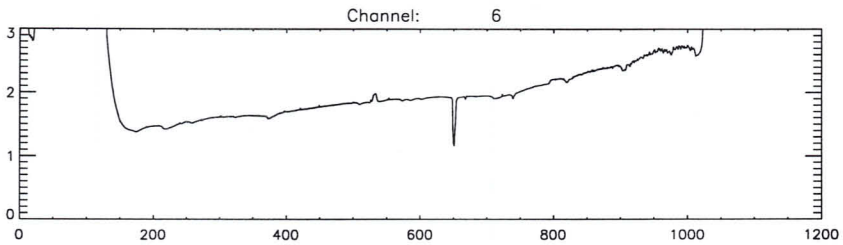
Channel: 6

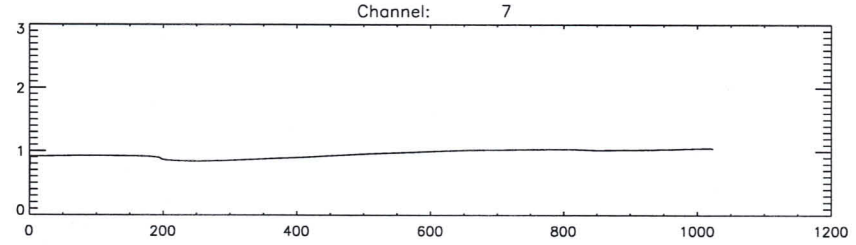
Channel: 7

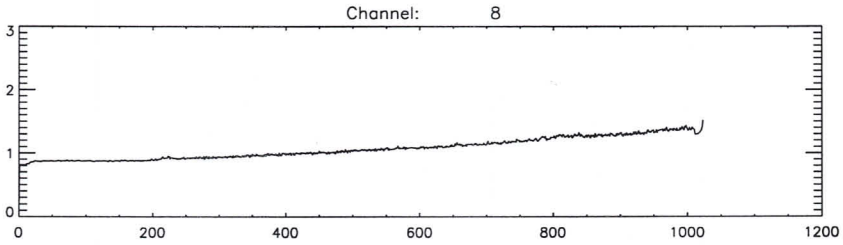
Channel: 8

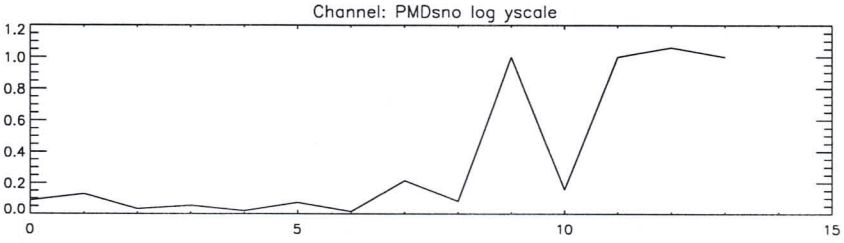
Channel: PMDsno log yscale

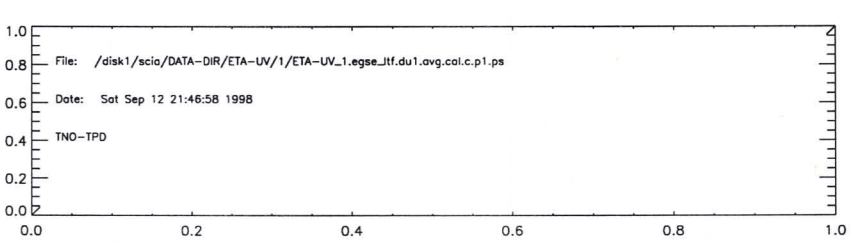
File: /disk1/scio/DATA-DIR/ETA-UV/1/ETA-UV_1.egse_ltf.du1.avg.col.c.p1.ps
Date: Sat Sep 12 21:46:58 1998
TNO-TPD

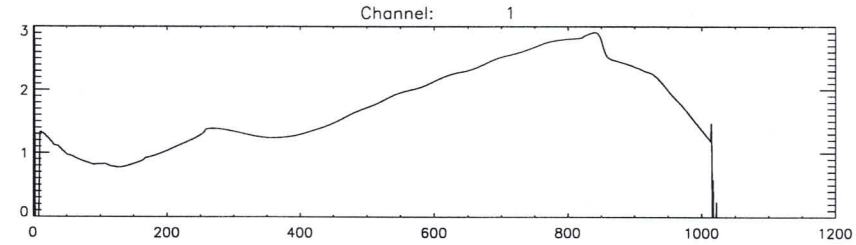
Channel: 1

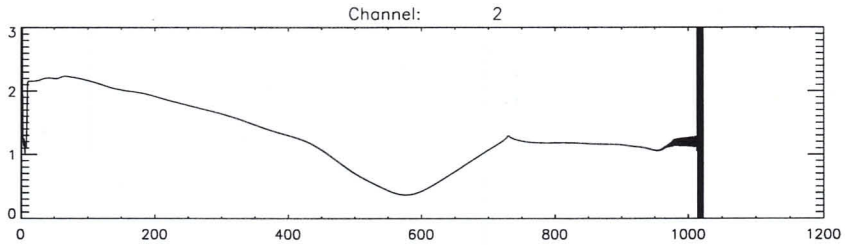
Channel: 2

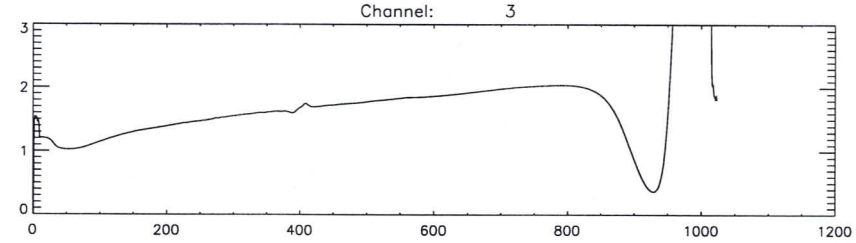
Channel: 3

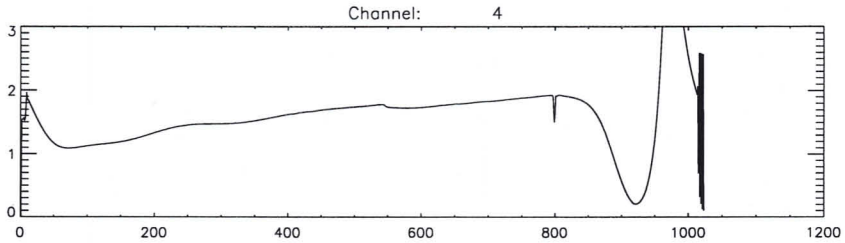
Channel: 4

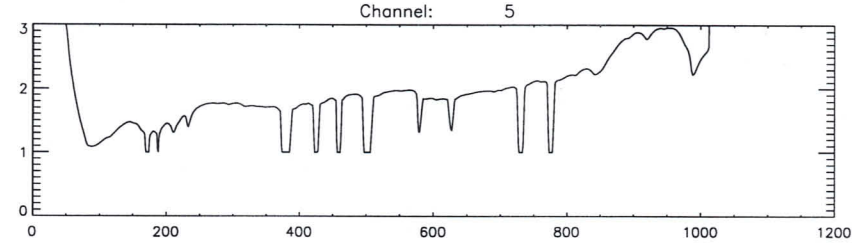
Channel: 5

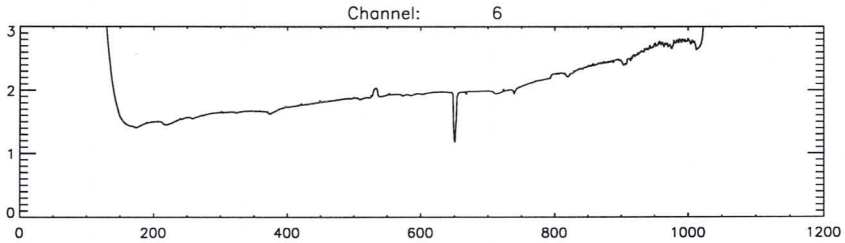
Channel: 6

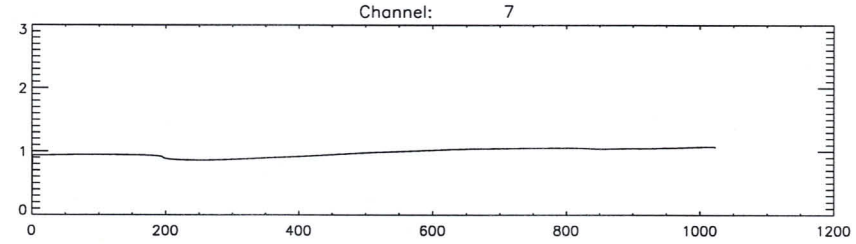
Channel: 7

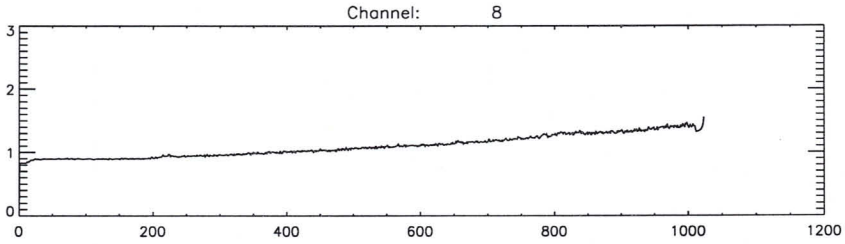
Channel: 8

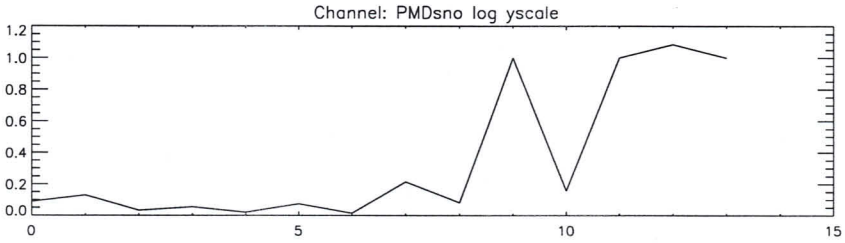
Channel: PMDsno log yscale

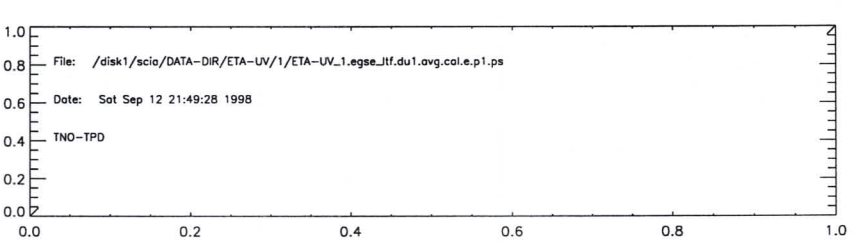
File: /disk1/scia/DATA-DIR/ETA-UV/1/ETA-UV_1.egse_ltf.du1.avg.col.e.p1.ps
Date: Sat Sep 12 21:49:28 1998
TNO-TPD