	LOG SHEET SCHIAMACHY CALIBRATION	
Date/Time	**Description of action**	**Measurement directory**
3-09-98	Test Stray - IR	
	PETS ~~voor~~ for channel 6, 7, 8 ~~Aangepast~~ changed	
	ch 6 from 2 → 8 ch 7 from 0,25 → 1 ch 8 from 1 → 2	

Formal Run of Measurement (Measurement ID) Stray-IR

Request for Actual Status	NR	(cross out entries that are **not** requested.)
Request for Modification	NR	(fill in only entries to be modified)
Request for Run	X	(no entries = run based on actual default settings)

Scanner Positions

Azimuth	+45	deg
Elevation	-45	deg

Timeline for each Data Acquisition Period during Measurement

	1	2	3	4	5	6	7	8	9	10
State ID	51									
Repetitions	~~1~~									

State Parameters for States used in Timeline (State ID must be given)

Test PET

Channel	PET [s] or H#	Co-Adding	PET [s] or H#	Co-Adding	PET [s] or H#	Co-Adding	PET [s] or H#	Co-Adding
1a	64	1						
1b	64	1						
2b	64	1						
2a	64	1						
3	64	1					⋮	
4	64	1						
5	64	~~1~~						
6	2	~~32~~						
7	0,25	64						
8	1	64						
State ID								

Stimuli Settings for Existing Blocks in Measurement

Block No	Stimuli Setup ID	PPC [deg]	Polarizer [deg]	Shutter open/close	Acquisition time [s]	Lambda [nm] Start	Stop	Step	Repetition Factor	Message	OS Setup time [s]
1	1	0	128,5	close	1	1600	1600	0	1	DU1	50
2	1	0	128,5	open	1	1600	1600	0	1	MEAS	8
3	1	0	128,5	open	1	1650	1750	50	1	MEAS	3
4	1	0	128,5	open	1	1940	2040	50	1	MEAS	3
5	1	0	128,5	open	1	2265	2270	5	1	MEAS	3
6	1	0	128,5	open	1	2280	2380	90	1	MEAS	3
7	1	0	128,5	close	1	2380	2380	0	1	DU2	8

Measurement Data Description

Test Purpose	UID 28
Remark	test PET
Data Directory	0246_10.23.12_STRAY_IR

Signatures

	Date	Signature
Issued	3-9	
< Performed	3. 9.	

Formal Run of Measurement

(Measurement ID) Stray IR

Request for Actual Status		(cross out entries that are **not** requested.)
Request for Modification	X	(fill in only entries to be modified)
Request for Run	X	(no entries = run based on actual default settings)

Scanner Positions

Azimuth	+45	deg
Elevation	-45	deg

Timeline for each Data Acquisition Period during Measurement

	1	2	3	4	5	6	7	8	9	10
State ID	51									
Repetitions	8									

State Parameters for States used in Timeline (State ID must be given)

Channel	PET [s] or H#	Co-Adding	PET [s] or H#	Co-Adding	PET [s] or H#	Co-Adding	PET [s] or H#	Co-Adding
1a	64	1						
1b	64	1						
2b	64	1						
2a	64	1						
3	64	1						
4	64	1						
5	64	1						
6	8	8						
7	1	64						
8	2	32						
State ID								

Step 16-1

Stimuli Settings for Existing Blocks in Measurement

Block No	Stimuli Setup ID	PPC [deg]	Polarizer [deg]	Shutter open/close	Acquisition time [s]	Lambda [nm] Start	Stop	Step	Repetition Factor	Message	OS Setup time [s]
1	1	0	128,5	close	1	1600	1600	0	5	DU1	50
2	1	0	128,5	open	1	1600	1600	0	1	MEAS	8
3	1	0	128,5	open	1	1650	1750	50	1	MEAS	3
4	1	0	128,5	open	1	1940	2040	10	1	MEAS	3
5	1	0	128,5	open	1	2265	2270	5	1	MEAS	3
6	1	0	128,5	open	1	2280	2380	10	1	MEAS	3
7	1	0	128,5	close	1	2380	2380	0	5	DU2	8

Measurement Data Description

Test Purpose	LID 28
Remark	
Data Directory	

Signatures

	Date	Signature
Issued	3-9-98	M. Stapp
< Performed	3/9/98	

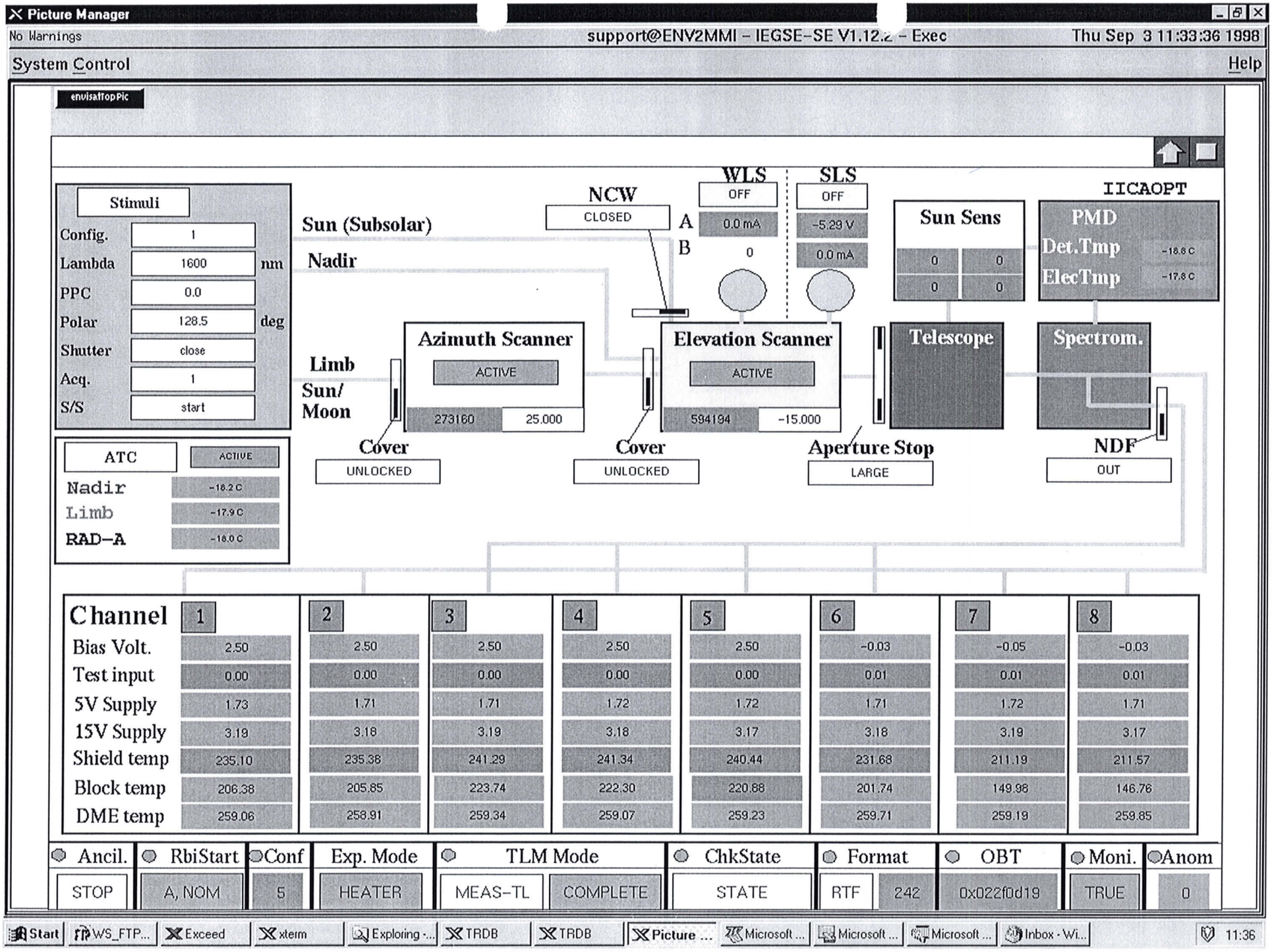
Picture Manager
No Warnings
support@ENV2MMI - IEGSE-SE V1.12.2 - Exec
Thu Sep 3 11:33:36 1998
System Control
Help
envisatTopPic
Stimuli
Config. 1
Lambda 1600 nm
PPC 0.0
Polar 128.5 deg
Shutter close
Acq. 1
S/S start
ATC ACTIVE
Nadir -18.2 C
Limb -17.9 C
RAD-A -18.0 C
Sun (Subsolar)
Nadir
Limb
Sun/
Moon
NCW
CLOSED
WLS
OFF
A 0.0 mA
B 0
SLS
OFF
-5.29 V
0.0 mA
Sun Sens
0 0
0 0
IICAOPT
PMD
Det.Tmp -18.6 C
ElecTmp -17.8 C
Azimuth Scanner
ACTIVE
273160 25.000
Elevation Scanner
ACTIVE
594194 -15.000
Telescope
Spectrom.
Cover
UNLOCKED
Cover
UNLOCKED
Aperture Stop
LARGE
NDF
OUT
Channel 1 2 3 4 5 6 7 8
Bias Volt. 2.50 2.50 2.50 2.50 2.50 -0.03 -0.05 -0.03
Test input 0.00 0.00 0.00 0.00 0.00 0.01 0.01 0.01
5V Supply 1.73 1.71 1.71 1.72 1.72 1.71 1.72 1.71
15V Supply 3.19 3.18 3.19 3.18 3.17 3.18 3.19 3.17
Shield temp 235.10 235.38 241.29 241.34 240.44 231.68 211.19 211.57
Block temp 206.38 205.85 223.74 222.30 220.88 201.74 149.98 146.76
DME temp 259.06 258.91 259.34 259.07 259.23 259.71 259.19 259.85
Ancil. STOP
RbiStart A, NOM
Conf 5
Exp. Mode HEATER
TLM Mode MEAS-TL COMPLETE
ChkState STATE
Format RTF 242
OBT 0x022f0d19
Moni. TRUE
Anom 0
Start
WS_FTP...
Exceed
xterm
Exploring -...
TRDB
TRDB
Picture ...
Microsoft ...
Microsoft ...
Microsoft ...
Inbox - Wi...
11:36

STEP	ACTION	RESULT	MARKER
Intro	Your name: Date:	BART BAKKER	
	What's the name of the (main) data input files generated by the EGSE? (*.dat)	SCIA_03091998_11321719.DAT 13201756 2.DAT 15301531 7.DAT 17560115 0.DAT (A)	
	Setup a three-window configuration on your SUN.		see course descr.
Cnstr directory	cd ~/DATA-DIR/STRAY-IR-I/ ; ls -l highest number in directory?	1 (B)	Note: In window DATA DIR
	New directory: mkdir <B+1> ls -l What's now the highest number in directory?	2 (C)	
	<C> should be <B> + 1	(Y) / N	
	directory name is:	~/DATA-DIR/STRAY-IR-I/<C> (DIR-NAME)	
Copy data	See Analysis sheet: Transfer Data File	(Y) / N	In DATA-DIR window
Cnstr EGSE_LTF	cal_raw2ltf . (Error messages are not necessarily fatal; check with SOLAN --in solan window-- whether output file is okay: there should be a signal present, and dremark1 labels should be filled) ls -l *.egse_ltf What's the name of the egse_ltf file	SCIA_03091998_11321719.EGSE_LTF (D)	Note: In window DATA DIR; ***don't forget the dot !!!;*** *May take more than 15 mins.*
	<D> should be <A>.egse_ltf	(Y) / N	
Cnstr CAL files	idl run_fastaverscia (and select file <D> when asked)		Note: In window IDL
Check CAL files	Dark files: ls -l *du*.cal		In DATA-DIR Window
	size:	145998	should be approx 150Kb
	Monochromator ouput:		

`ls -l *mu<lambda>*.avg.cal`
(where lambda is a wavelength indicator)

size: 145998 — should be approx 150Kb
lambda ranges from: 1600
to: 2380
Note: all files should be present, if not:
(a) Check file <D> using SOLAN and check whether `dremark1` labels are present.
(b) Check if enough disk space is available (Unix command `df -k | more`).

Print postscript

Pick a `*.m*<lambda>.avg.cal` file.
`lpr -P<printer> *.avg.cal.ps`
Contents dark file `*du.avg.cal.ps` should be approx. constant within channels: (Y) / N
Contents of a file *mu<lambda>.avg.cal.ps should contain a peak signal in corresponding channel (cannot be seen in channels 7 and 8): (Y) / N
Contents of *mu<lambda>.rel_std.cal.ps files should be smaller than 0.01 (pixel 300 -- 800) for all channels. (Y) / N
If not, value is: _____

Add postscript images to logbook, done (Y) / N

Print logfiles

`lpr -P<printer> *.log`
Add logfiles to logbook, done (Y) / N

Back up

Create 3 sets of backup CDs of directory <DIR-NAME> (One CD has a capacity of 600 Mbytes, the UNIX command `/usr/bin/du -k .` gives the number of kilo bytes in the current directory).
Name of backup CDs: 030998C — See analysis sheet BackUp

Sign: Name _____

Date and time 4-9-20

Signature

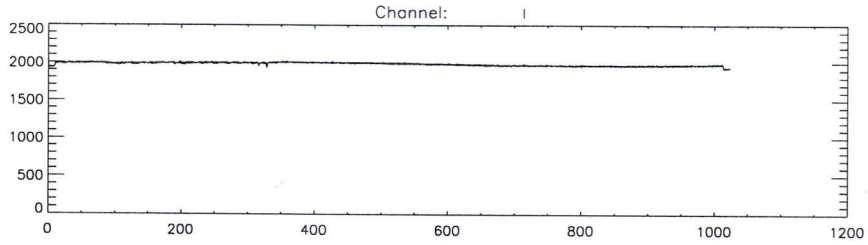
Channel: 1
2500
2000
1500
1000
500
0
0
200
400
600
800
1000
1200

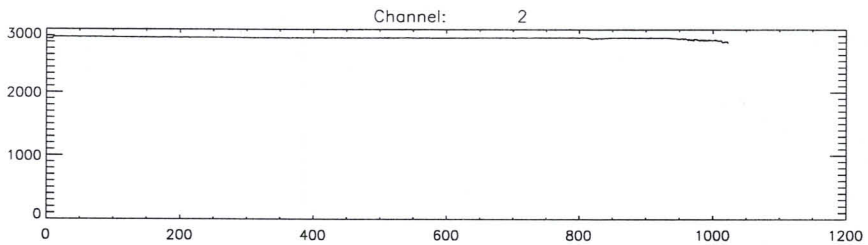
Channel: 2
3000
2000
1000
0
0
200
400
600
800
1000
1200

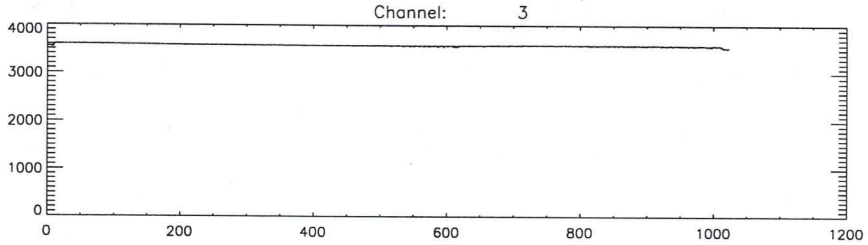
Channel: 3
4000
3000
2000
1000
0
0
200
400
600
800
1000
1200

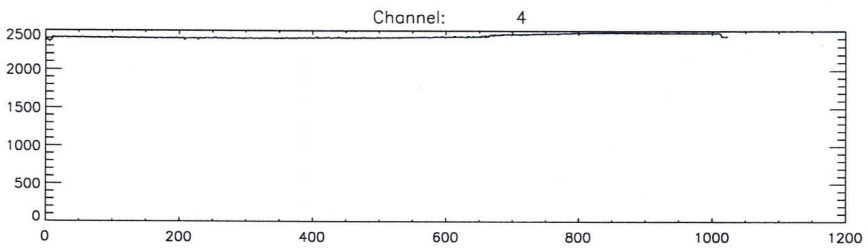
Channel: 4
2500
2000
1500
1000
500
0
0
200
400
600
800
1000
1200

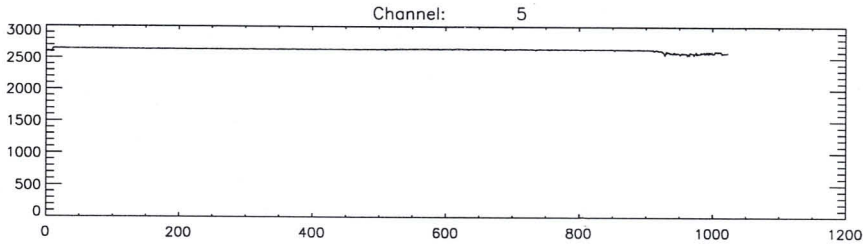
Channel: 5
3000
2500
2000
1500
1000
500
0
0
200
400
600
800
1000
1200

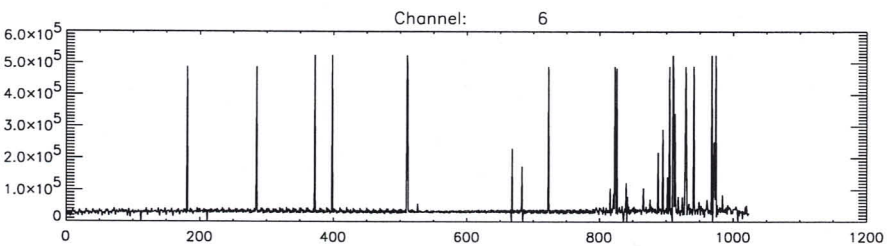
Channel: 6
6.0x10^5
5.0x10^5
4.0x10^5
3.0x10^5
2.0x10^5
1.0x10^5
0
0
200
400
600
800
1000
1200

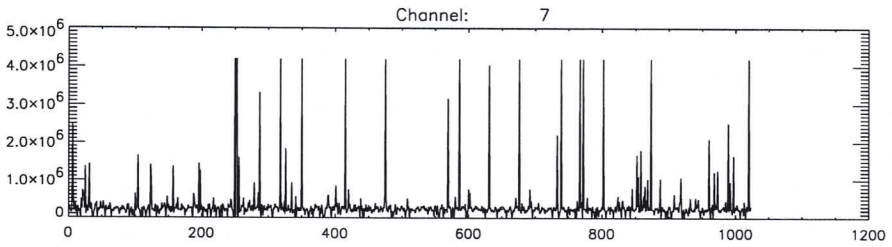
Channel: 7
5.0x10^6
4.0x10^6
3.0x10^6
2.0x10^6
1.0x10^6
0
0
200
400
600
800
1000
1200

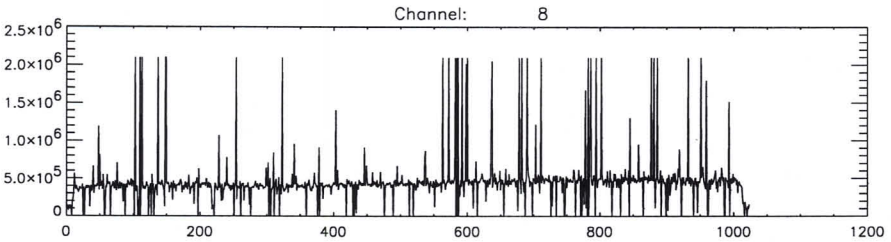
Channel: 8
2.5x10^6
2.0x10^6
1.5x10^6
1.0x10^6
5.0x10^5
0
0
200
400
600
800
1000
1200

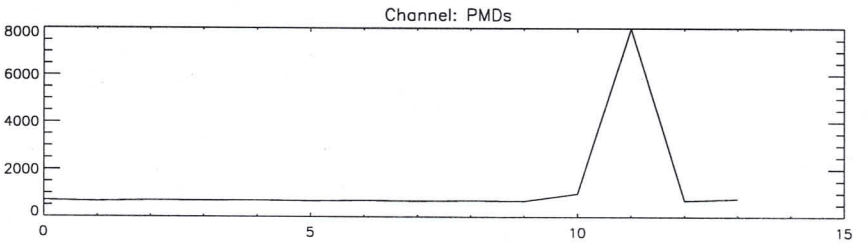
Channel: PMDs
8000
6000
4000
2000
0
0
5
10
15

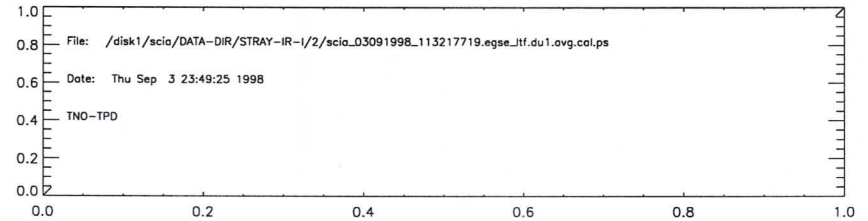
1.0
0.8
0.6
0.4
0.2
0.0
0.0
0.2
0.4
0.6
0.8
1.0
File: /disk1/scia/DATA-DIR/STRAY-IR-1/2/scia_03091998_113217719.egse_itf.du1.avg.cal.ps
Date: Thu Sep 3 23:49:25 1998
TNO-TPD

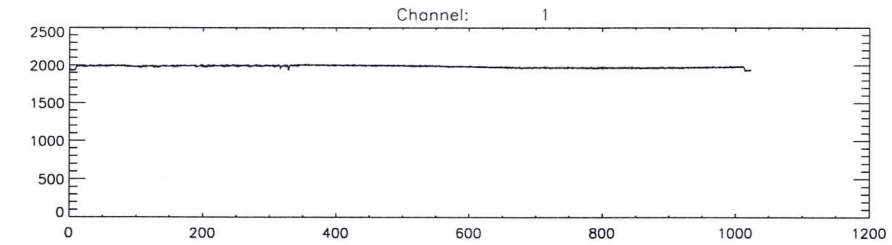
Channel: 1
2500
2000
1500
1000
500
0
0
200
400
600
800
1000
1200

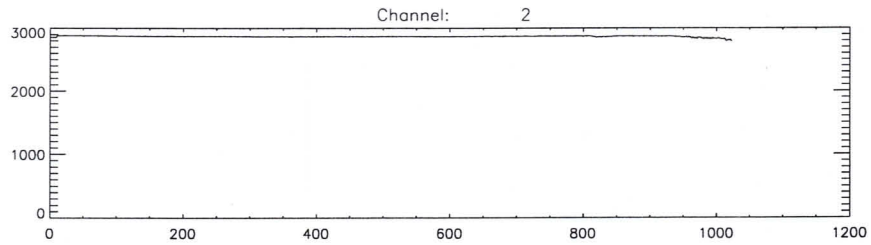
Channel: 2
3000
2000
1000
0
0
200
400
600
800
1000
1200

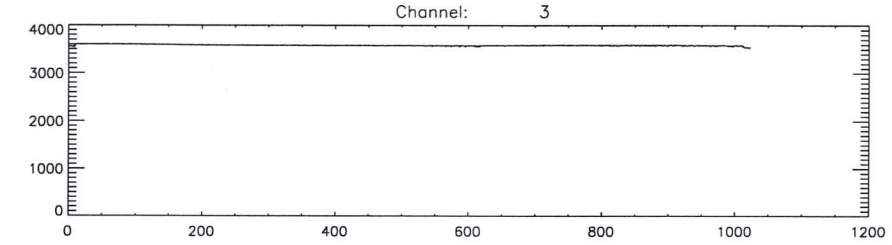
Channel: 3
4000
3000
2000
1000
0
0
200
400
600
800
1000
1200

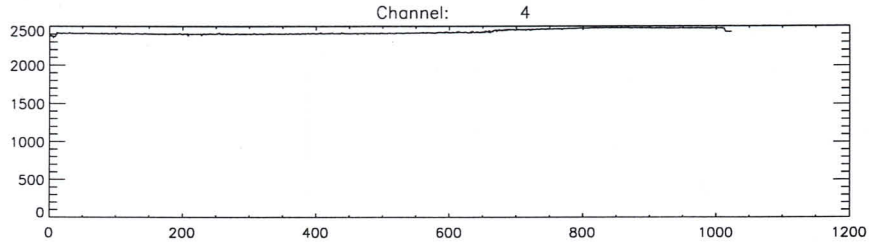
Channel: 4
2500
2000
1500
1000
500
0
0
200
400
600
800
1000
1200

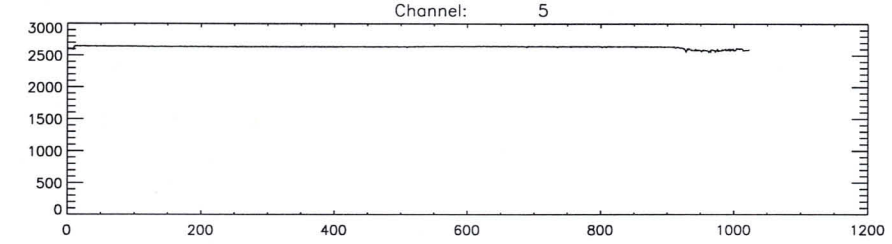
Channel: 5
3000
2500
2000
1500
1000
500
0
0
200
400
600
800
1000
1200

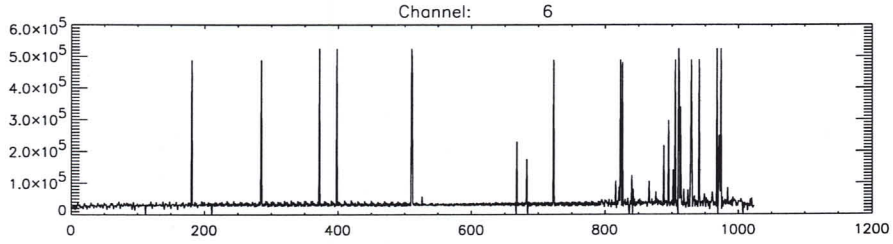
Channel: 6
6.0x10^5
5.0x10^5
4.0x10^5
3.0x10^5
2.0x10^5
1.0x10^5
0
0
200
400
600
800
1000
1200

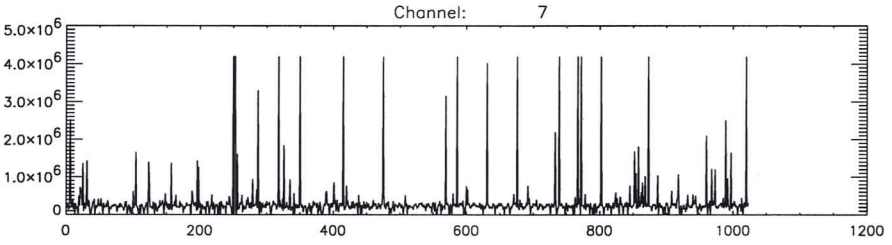
Channel: 7
5.0x10^6
4.0x10^6
3.0x10^6
2.0x10^6
1.0x10^6
0
0
200
400
600
800
1000
1200

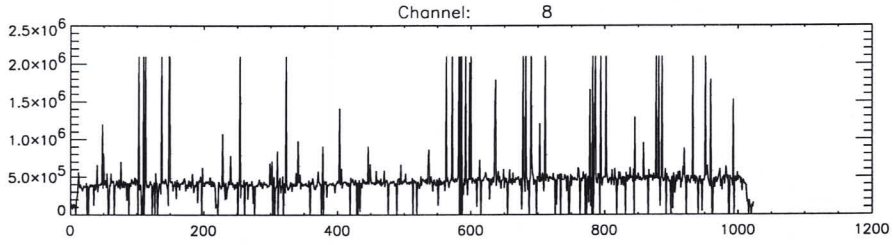
Channel: 8
2.5x10^6
2.0x10^6
1.5x10^6
1.0x10^6
5.0x10^5
0
0
200
400
600
800
1000
1200

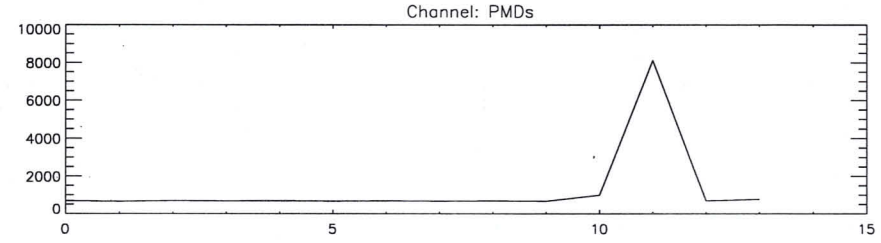
Channel: PMDs
10000
8000
6000
4000
2000
0
0
5
10
15

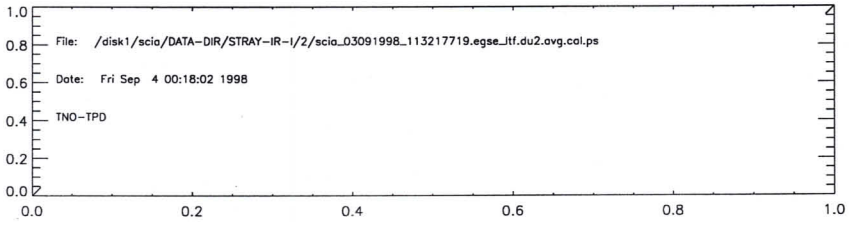
File: /disk1/scia/DATA-DIR/STRAY-IR-1/2/scia_03091998_113217719.egse_itf.du2.avg.cal.ps
Date: Fri Sep 4 00:18:02 1998
TNO-TPD
1.0
0.8
0.6
0.4
0.2
0.0
0.0
0.2
0.4
0.6
0.8
1.0

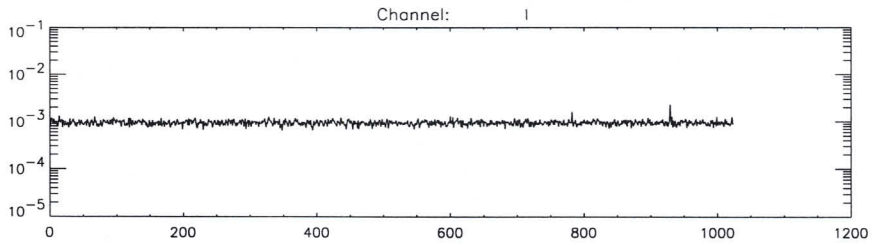
Channel: 1

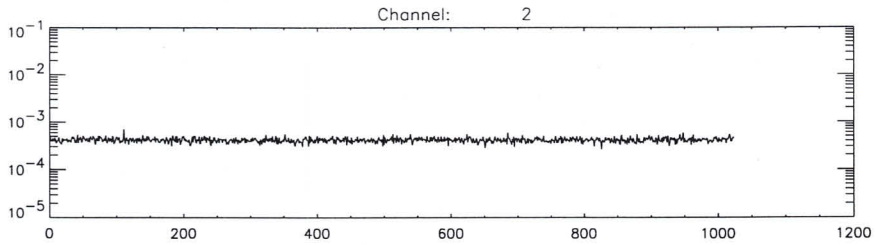
Channel: 2

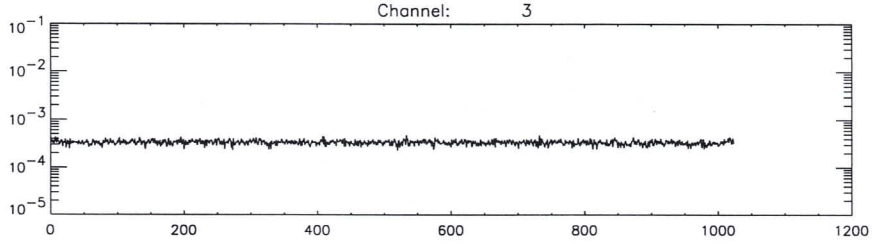
Channel: 3

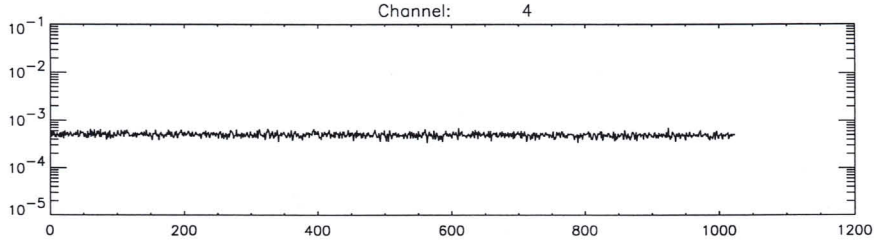
Channel: 4

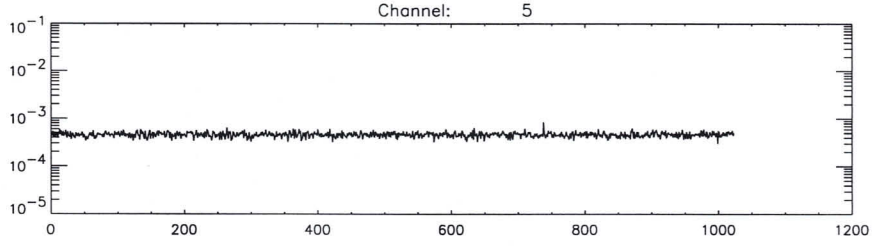
Channel: 5

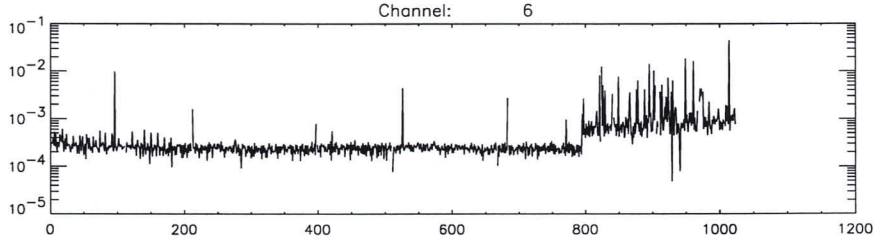
Channel: 6

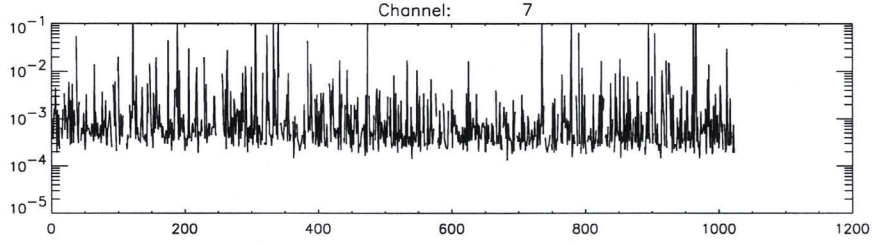
Channel: 7

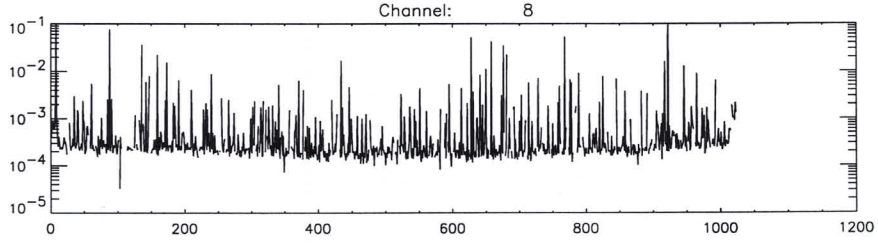
Channel: 8

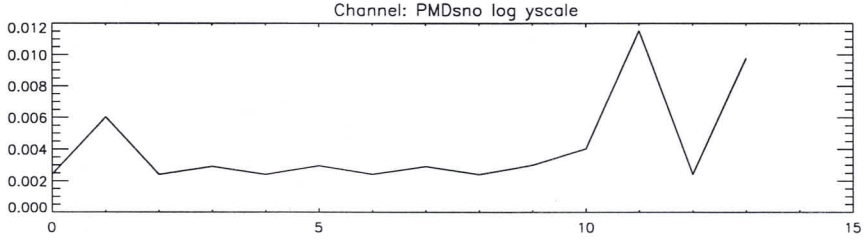
Channel: PMDsno log yscale

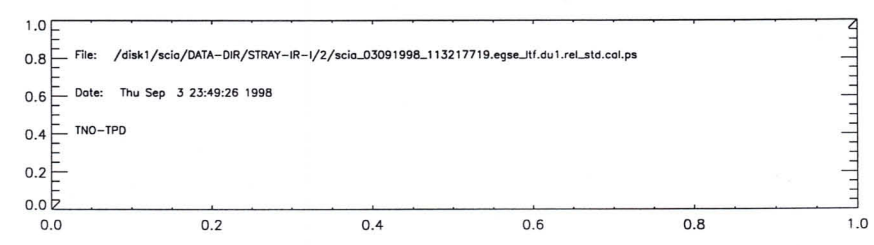
File: /disk1/scia/DATA-DIR/STRAY-IR-1/2/scia_03091998_113217719.egse_ltf.du1.rel_std.cal.ps
Date: Thu Sep 3 23:49:26 1998
TNO-TPD

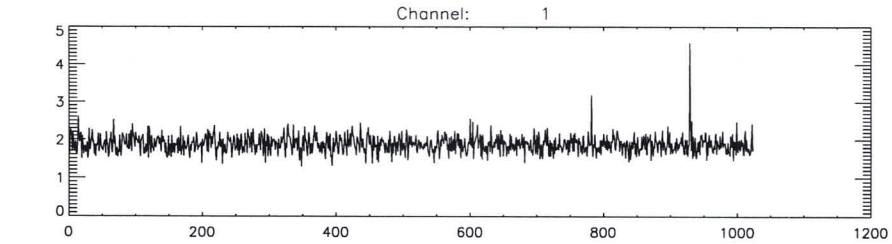
Channel: 1

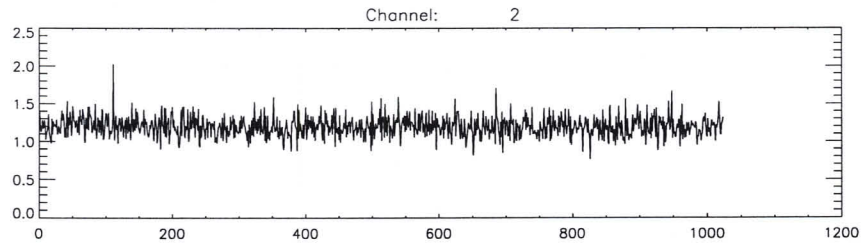
Channel: 2

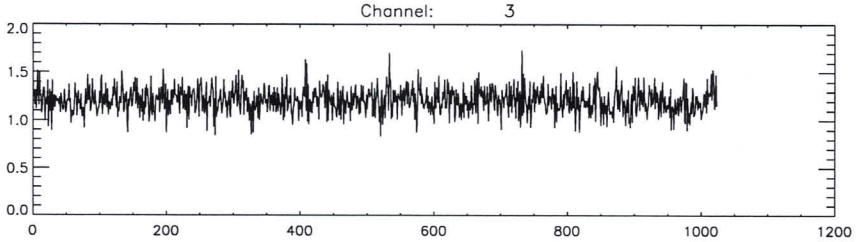
Channel: 3

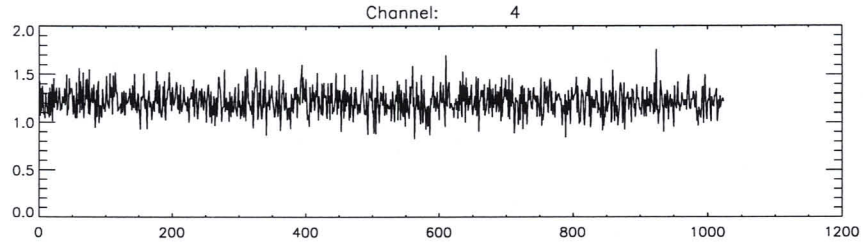
Channel: 4

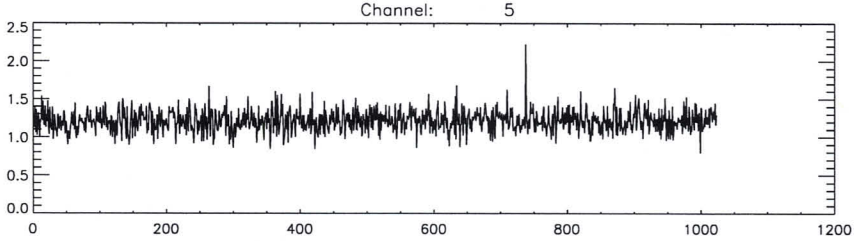
Channel: 5

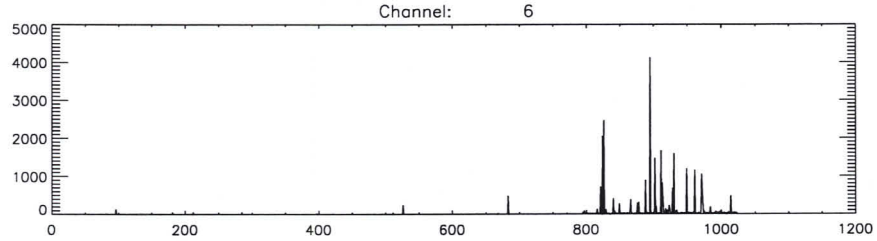
Channel: 6

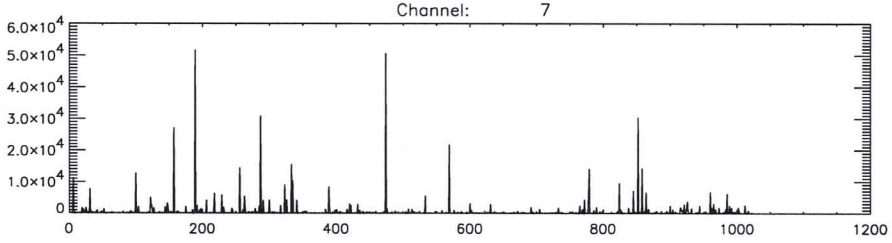
Channel: 7

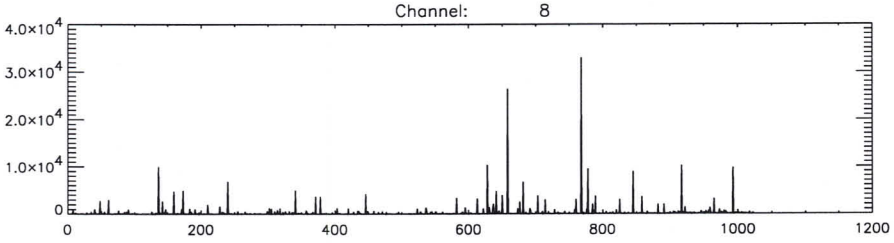
Channel: 8

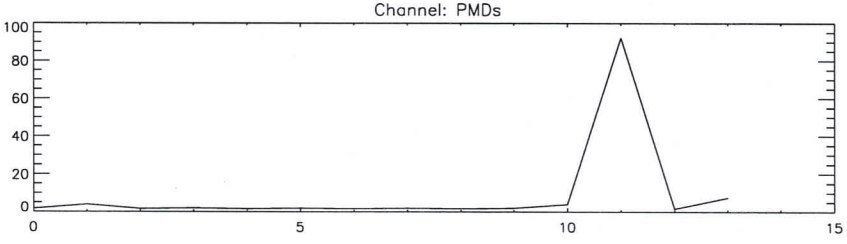
Channel: PMDs

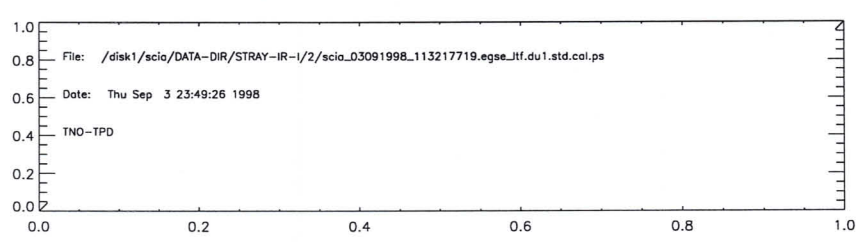
File: /disk1/scia/DATA-DIR/STRAY-IR-1/2/scia_03091998_113217719.egse_ltf.du1.std.cal.ps
Date: Thu Sep 3 23:49:26 1998
TNO-TPD

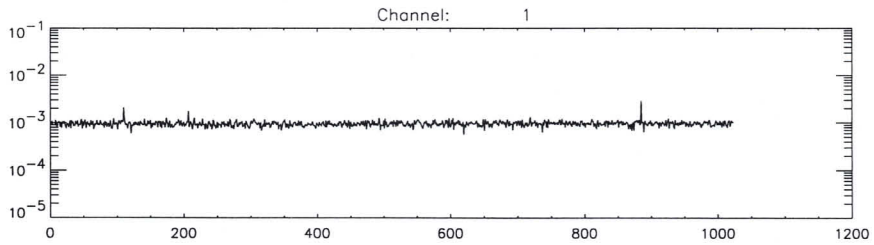
Channel: 1

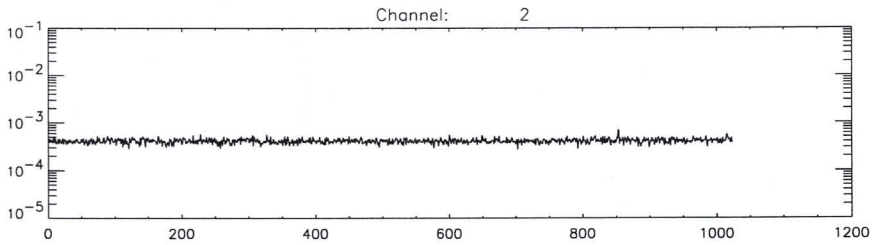
Channel: 2

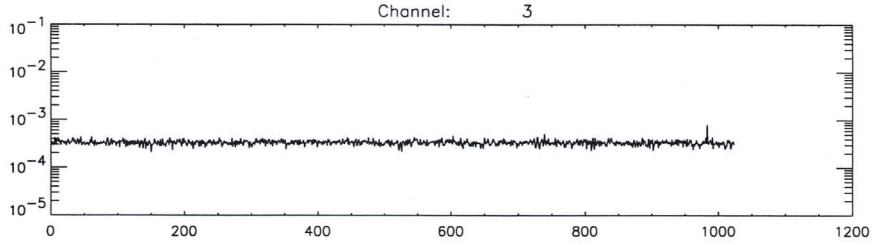
Channel: 3

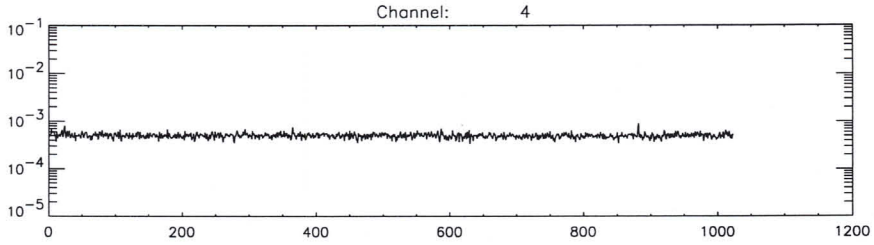
Channel: 4

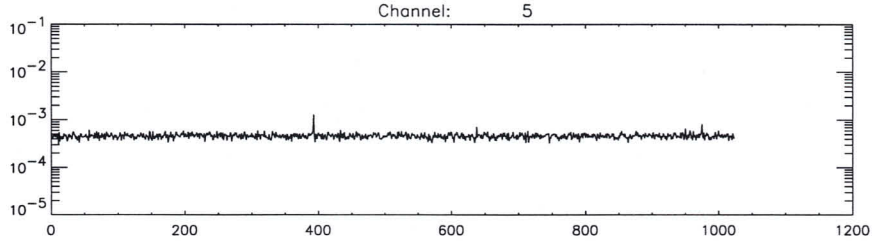
Channel: 5

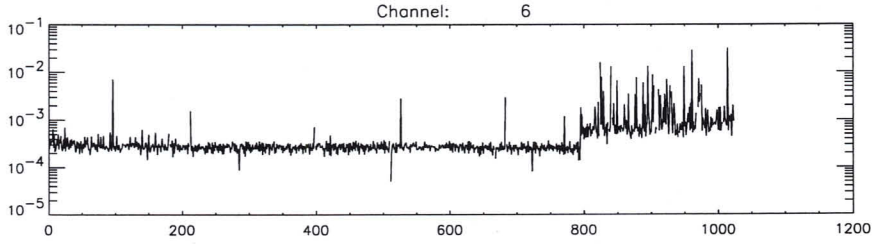
Channel: 6

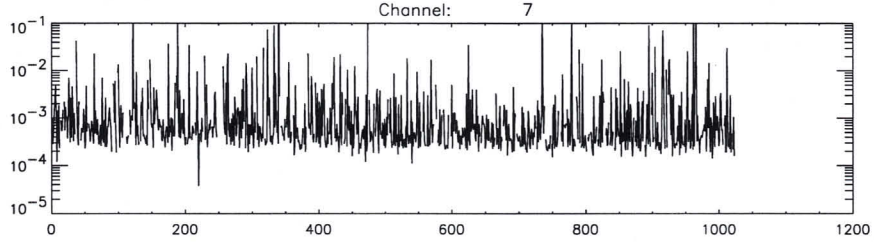
Channel: 7

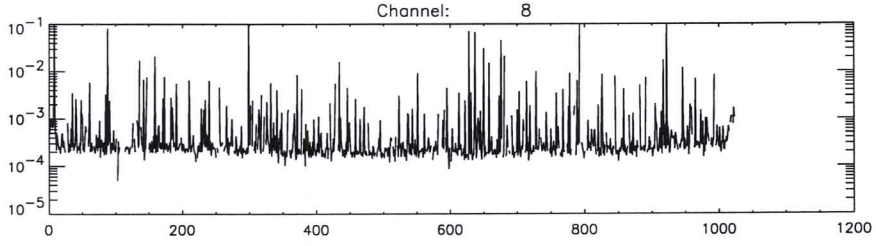
Channel: 8

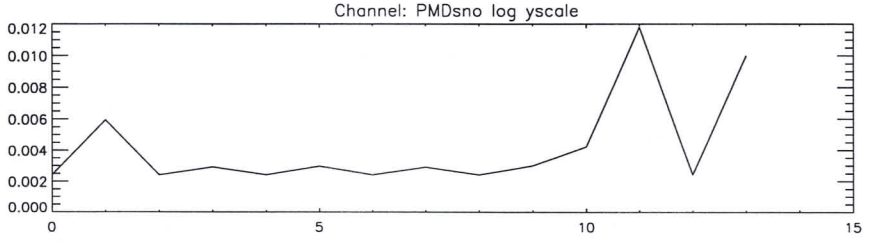
Channel: PMDsno log yscale

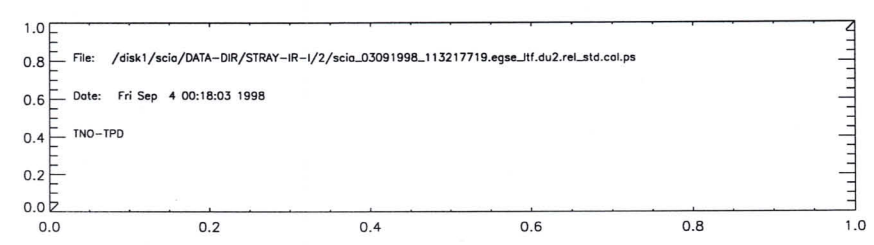
File: /disk1/scio/DATA-DIR/STRAY-IR-1/2/scia_03091998_113217719.egse_itf.du2.rel_std.col.ps
Date: Fri Sep 4 00:18:03 1998
TNO-TPD

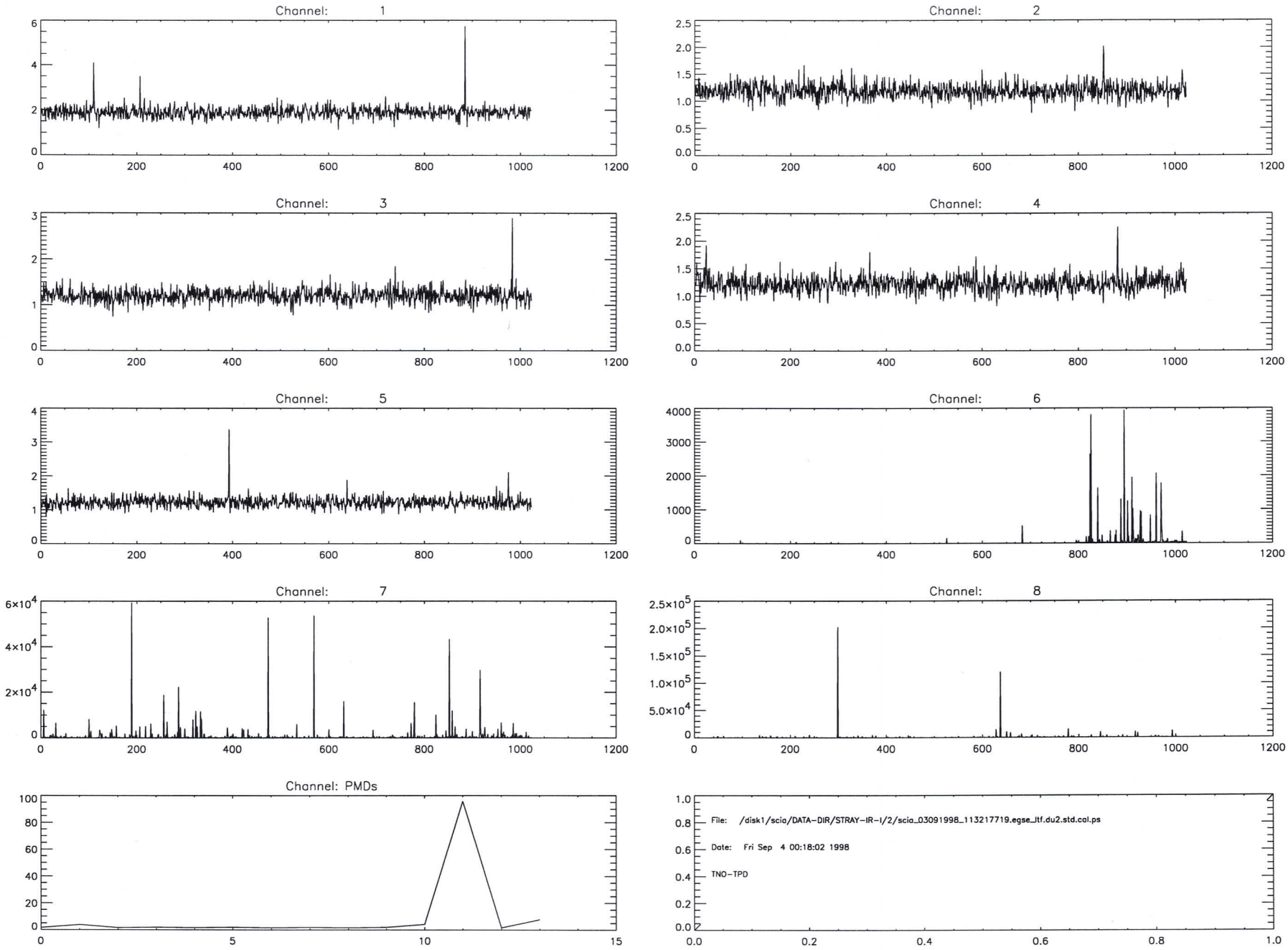
Channel: 1
Channel: 2
Channel: 3
Channel: 4
Channel: 5
Channel: 6
Channel: 7
Channel: 8
Channel: PMDs
File: /disk1/scia/DATA-DIR/STRAY-IR-1/2/scia_03091998_113217719.egse_ltf.du2.std.cal.ps
Date: Fri Sep 4 00:18:02 1998
TNO-TPD

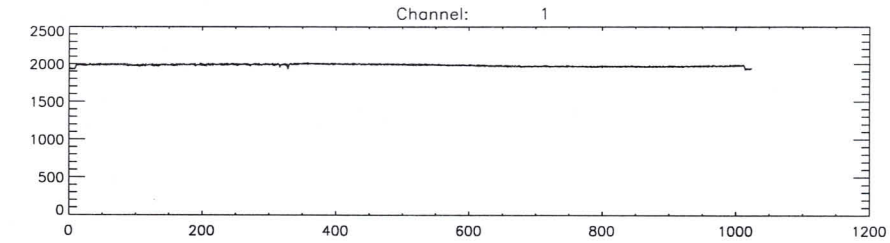
Channel: 1
2500
2000
1500
1000
500
0
0
200
400
600
800
1000
1200

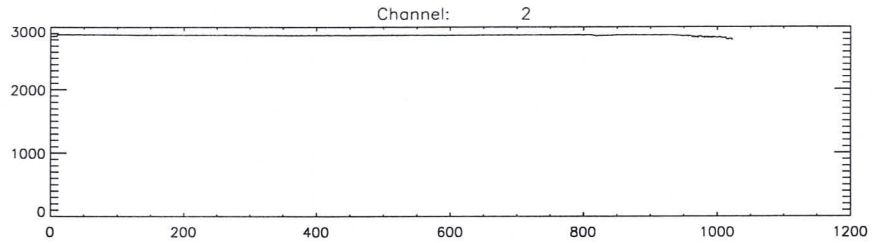
Channel: 2
3000
2000
1000
0
0
200
400
600
800
1000
1200

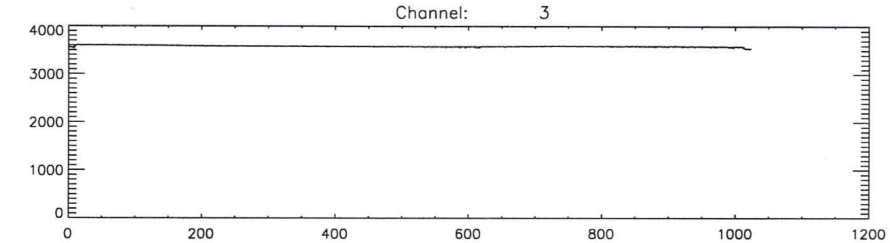
Channel: 3
4000
3000
2000
1000
0
0
200
400
600
800
1000
1200

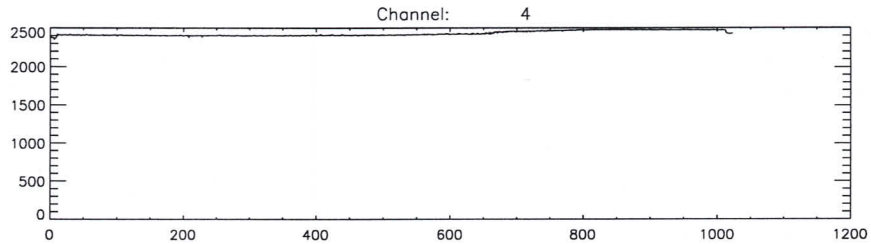
Channel: 4
2500
2000
1500
1000
500
0
0
200
400
600
800
1000
1200

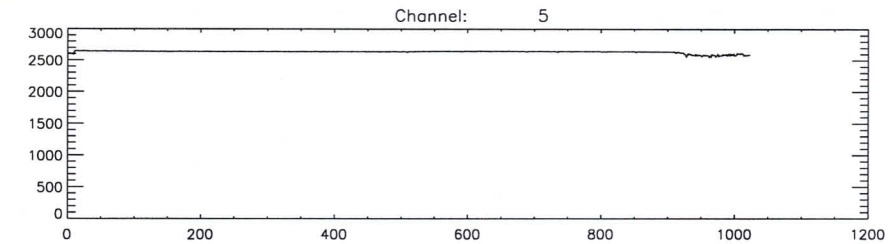
Channel: 5
3000
2500
2000
1500
1000
500
0
0
200
400
600
800
1000
1200

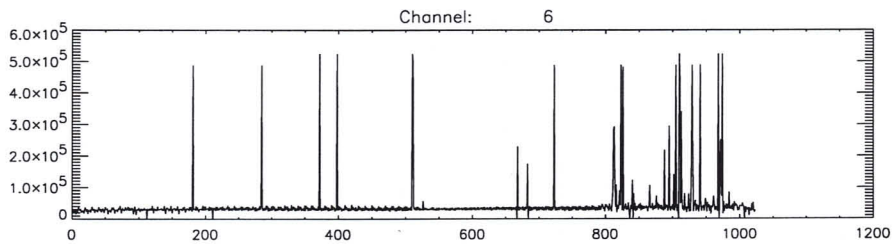
Channel: 6
6.0x10^5
5.0x10^5
4.0x10^5
3.0x10^5
2.0x10^5
1.0x10^5
0
0
200
400
600
800
1000
1200

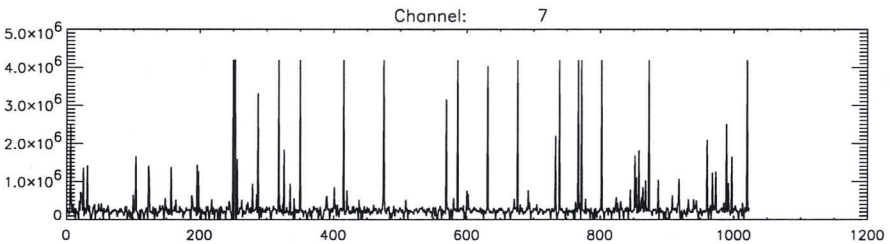
Channel: 7
5.0x10^6
4.0x10^6
3.0x10^6
2.0x10^6
1.0x10^6
0
0
200
400
600
800
1000
1200

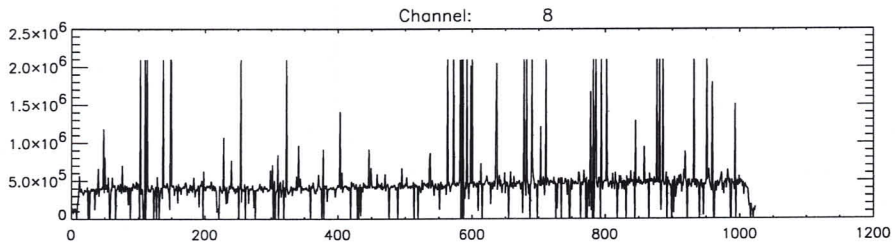
Channel: 8
2.5x10^6
2.0x10^6
1.5x10^6
1.0x10^6
5.0x10^5
0
0
200
400
600
800
1000
1200

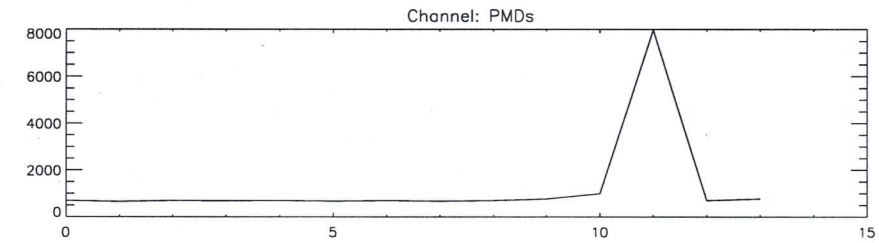
Channel: PMDs
8000
6000
4000
2000
0
0
5
10
15

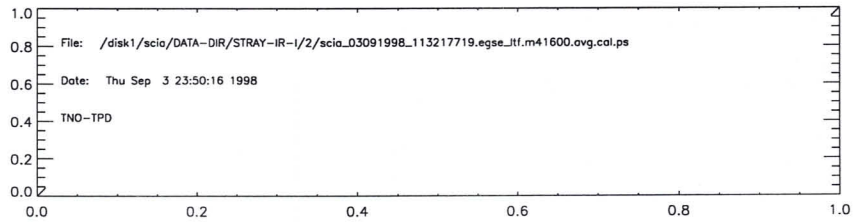
File: /disk1/scia/DATA-DIR/STRAY-IR-1/2/scia_03091998_113217719.egse_itf.m41600.avg.cal.ps
Date: Thu Sep 3 23:50:16 1998
TNO-TPD
1.0
0.8
0.6
0.4
0.2
0.0
0.0
0.2
0.4
0.6
0.8
1.0

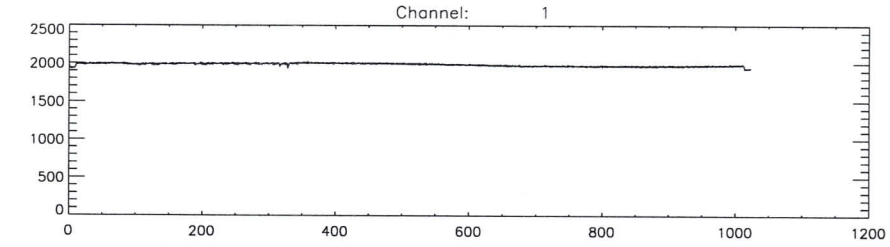
Channel: 1
2500
2000
1500
1000
500
0
0
200
400
600
800
1000
1200

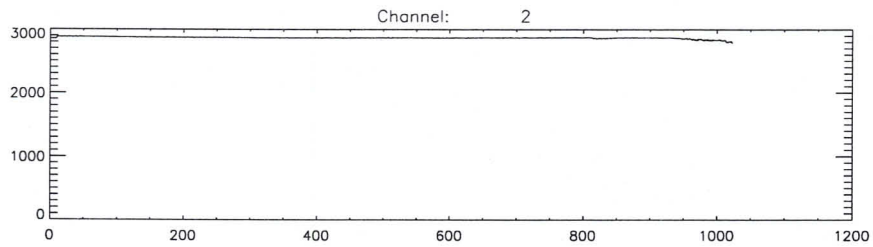
Channel: 2
3000
2000
1000
0
0
200
400
600
800
1000
1200

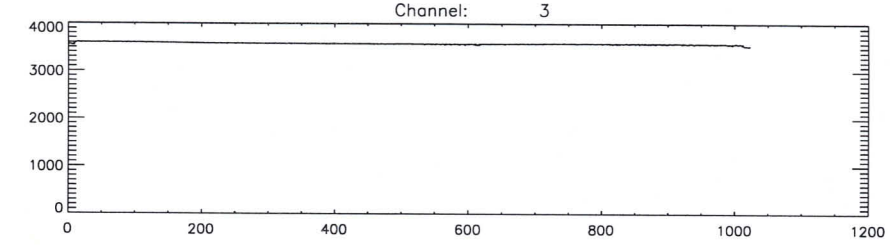
Channel: 3
4000
3000
2000
1000
0
0
200
400
600
800
1000
1200

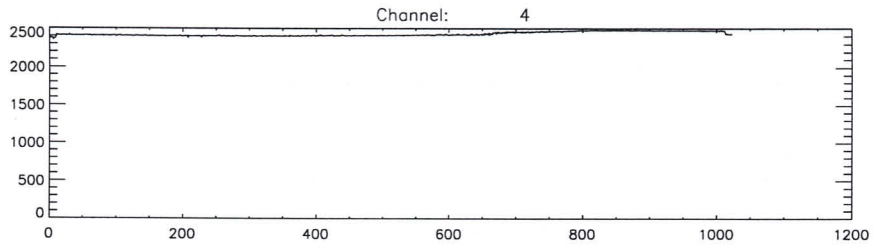
Channel: 4
2500
2000
1500
1000
500
0
0
200
400
600
800
1000
1200

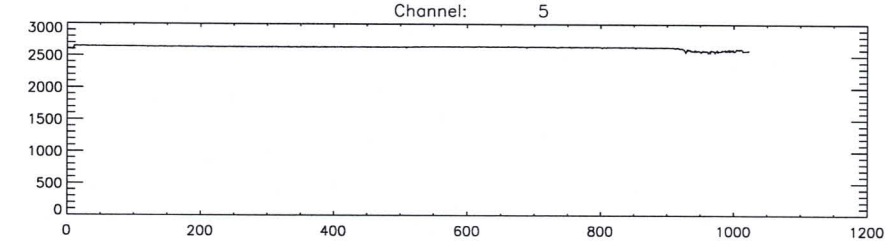
Channel: 5
3000
2500
2000
1500
1000
500
0
0
200
400
600
800
1000
1200

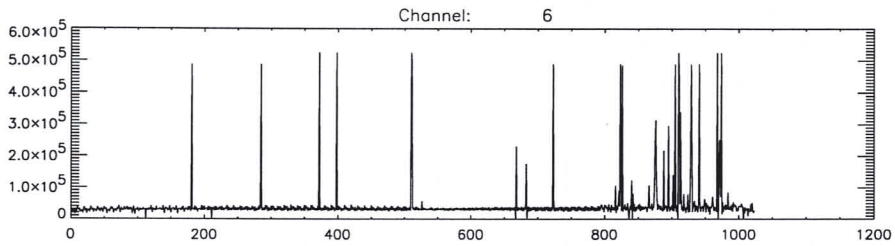
Channel: 6
6.0x10^5
5.0x10^5
4.0x10^5
3.0x10^5
2.0x10^5
1.0x10^5
0
0
200
400
600
800
1000
1200

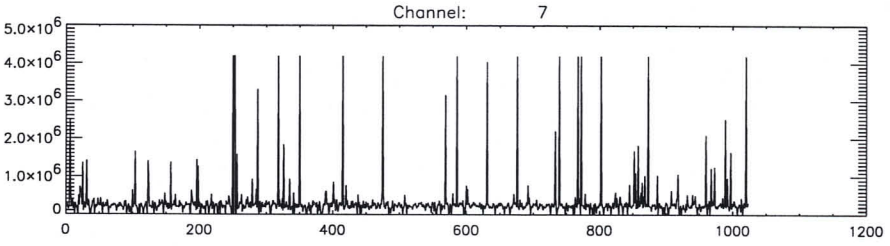
Channel: 7
5.0x10^6
4.0x10^6
3.0x10^6
2.0x10^6
1.0x10^6
0
0
200
400
600
800
1000
1200

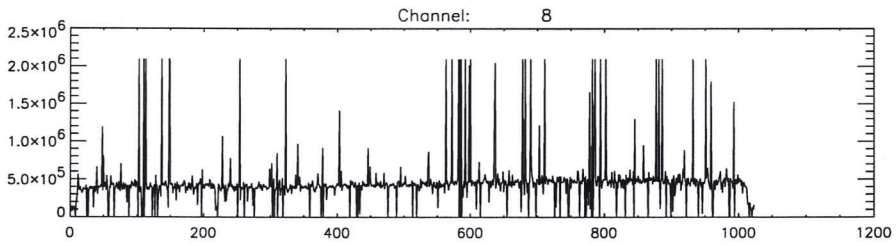
Channel: 8
2.5x10^6
2.0x10^6
1.5x10^6
1.0x10^6
5.0x10^5
0
0
200
400
600
800
1000
1200

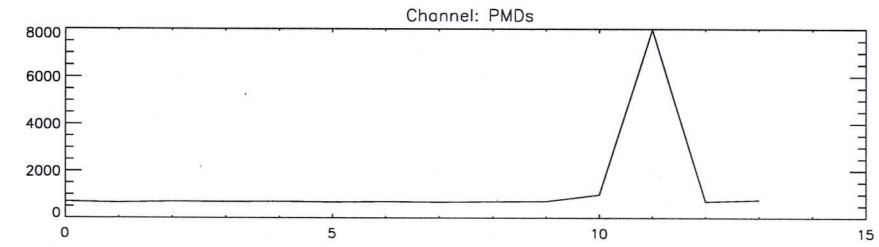
Channel: PMDs
8000
6000
4000
2000
0
0
5
10
15

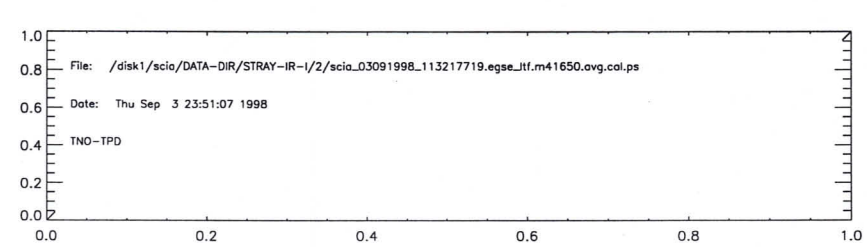
File: /disk1/scia/DATA-DIR/STRAY-IR-1/2/scia_03091998_113217719.egse_ltf.m41650.avg.cal.ps
Date: Thu Sep 3 23:51:07 1998
TNO-TPD
1.0
0.8
0.6
0.4
0.2
0.0
0.0
0.2
0.4
0.6
0.8
1.0

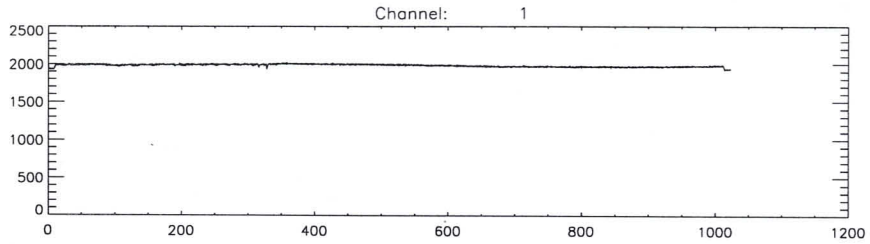
Channel: 1
2500
2000
1500
1000
500
0
0
200
400
600
800
1000
1200

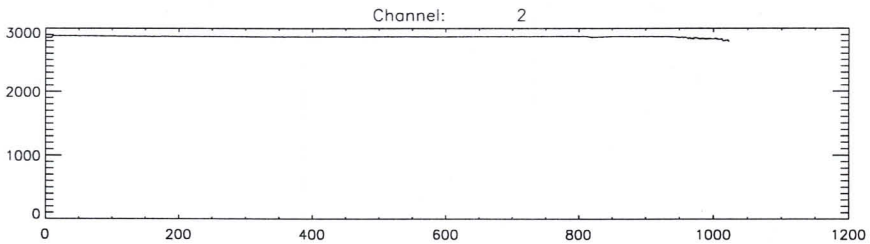
Channel: 2
3000
2000
1000
0
0
200
400
600
800
1000
1200

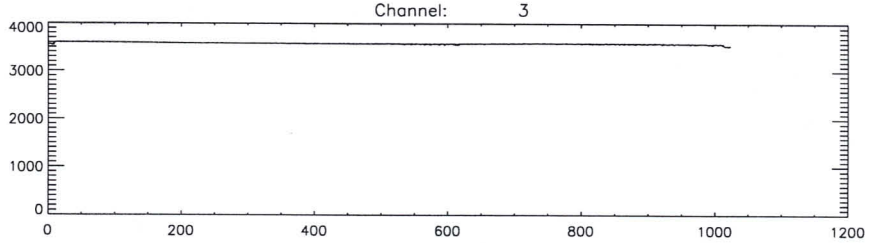
Channel: 3
4000
3000
2000
1000
0
0
200
400
600
800
1000
1200

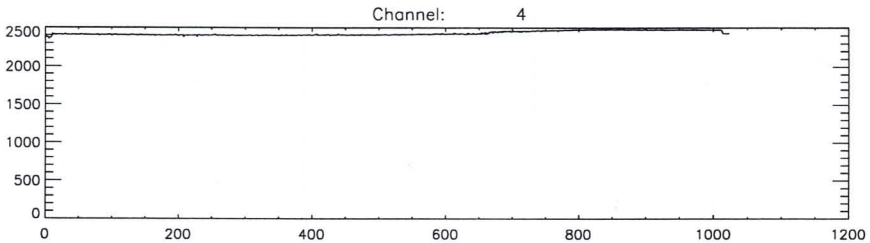
Channel: 4
2500
2000
1500
1000
500
0
0
200
400
600
800
1000
1200

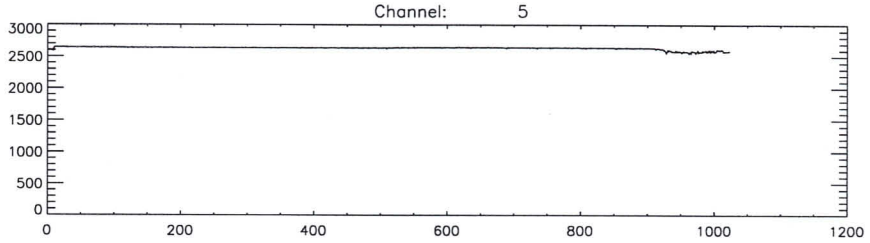
Channel: 5
3000
2500
2000
1500
1000
500
0
0
200
400
600
800
1000
1200

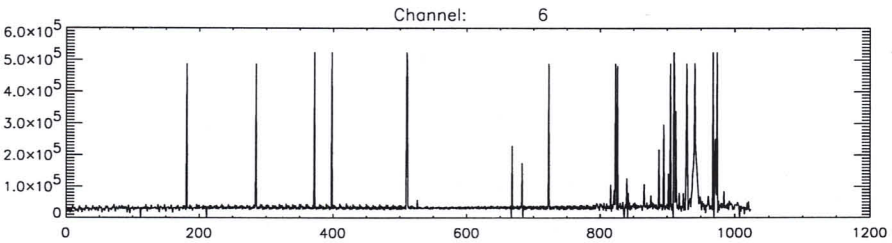
Channel: 6
6.0x10^5
5.0x10^5
4.0x10^5
3.0x10^5
2.0x10^5
1.0x10^5
0
0
200
400
600
800
1000
1200

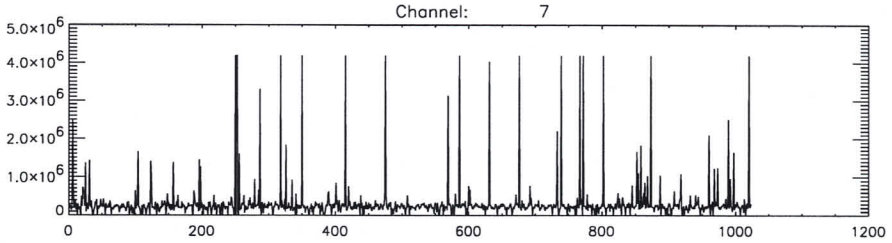
Channel: 7
5.0x10^6
4.0x10^6
3.0x10^6
2.0x10^6
1.0x10^6
0
0
200
400
600
800
1000
1200

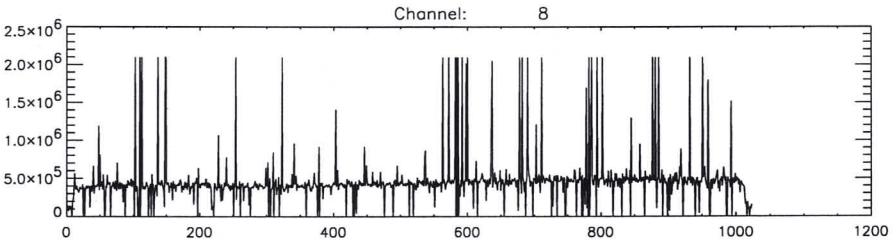
Channel: 8
2.5x10^6
2.0x10^6
1.5x10^6
1.0x10^6
5.0x10^5
0
0
200
400
600
800
1000
1200

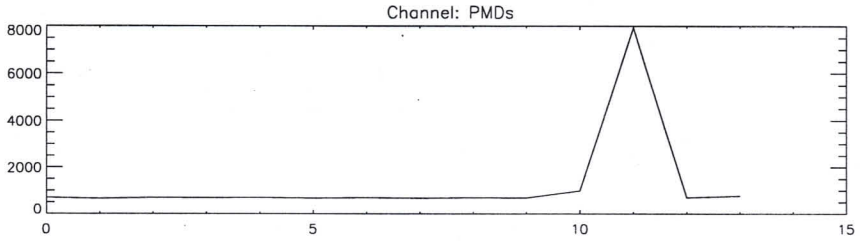
Channel: PMDs
8000
6000
4000
2000
0
0
5
10
15

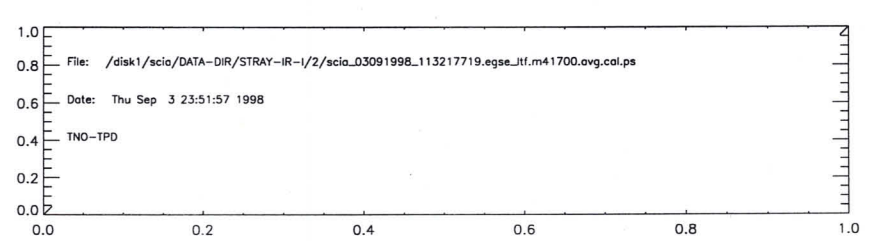
File: /disk1/scia/DATA-DIR/STRAY-IR-1/2/scia_03091998_113217719.egse_ltf.m41700.avg.cal.ps
Date: Thu Sep 3 23:51:57 1998
TNO-TPD
1.0
0.8
0.6
0.4
0.2
0.0
0.0
0.2
0.4
0.6
0.8
1.0

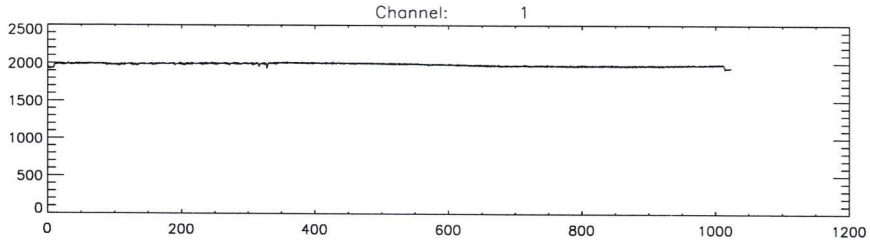
Channel: 1
2500
2000
1500
1000
500
0
0
200
400
600
800
1000
1200

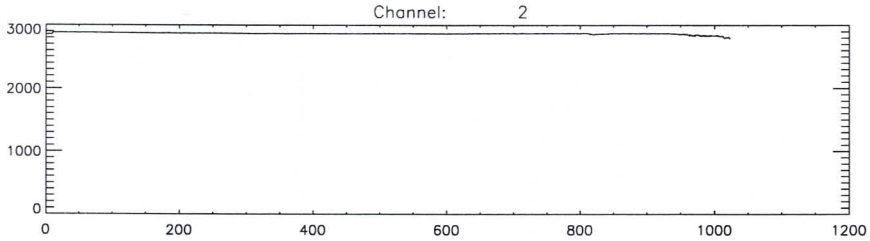
Channel: 2
3000
2000
1000
0
0
200
400
600
800
1000
1200

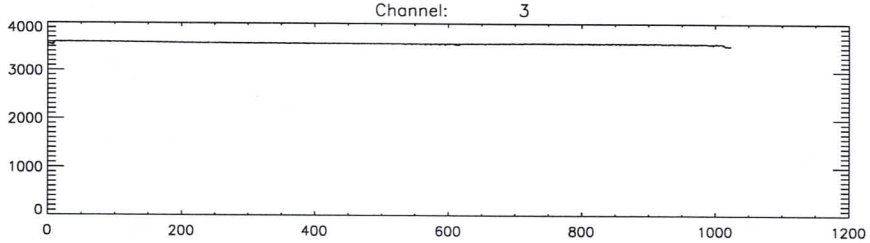
Channel: 3
4000
3000
2000
1000
0
0
200
400
600
800
1000
1200

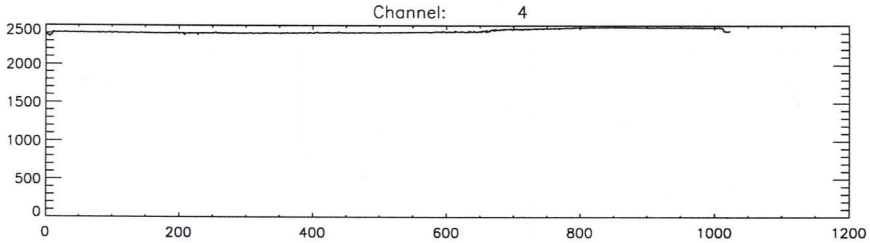
Channel: 4
2500
2000
1500
1000
500
0
0
200
400
600
800
1000
1200

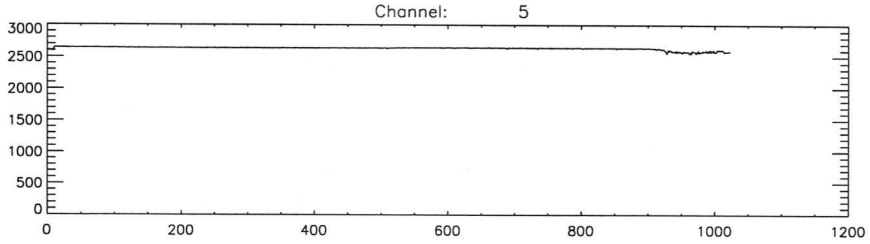
Channel: 5
3000
2500
2000
1500
1000
500
0
0
200
400
600
800
1000
1200

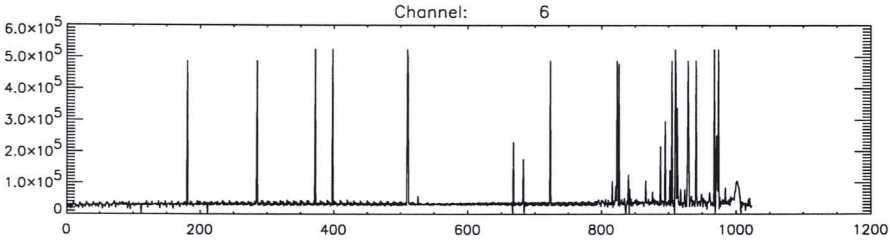
Channel: 6
6.0x10^5
5.0x10^5
4.0x10^5
3.0x10^5
2.0x10^5
1.0x10^5
0
0
200
400
600
800
1000
1200

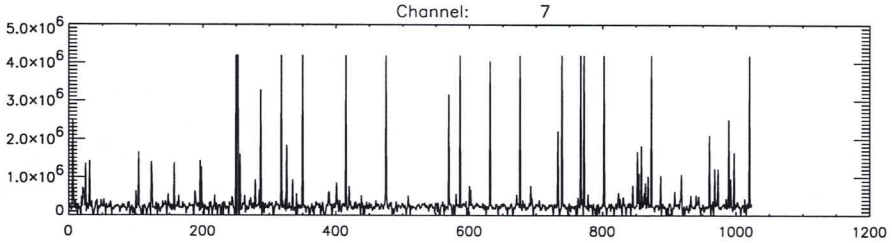
Channel: 7
5.0x10^6
4.0x10^6
3.0x10^6
2.0x10^6
1.0x10^6
0
0
200
400
600
800
1000
1200

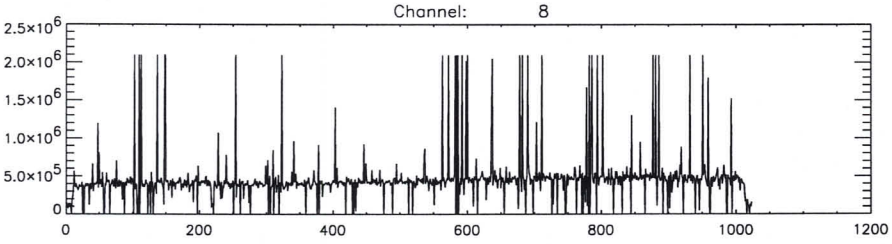
Channel: 8
2.5x10^6
2.0x10^6
1.5x10^6
1.0x10^6
5.0x10^5
0
0
200
400
600
800
1000
1200

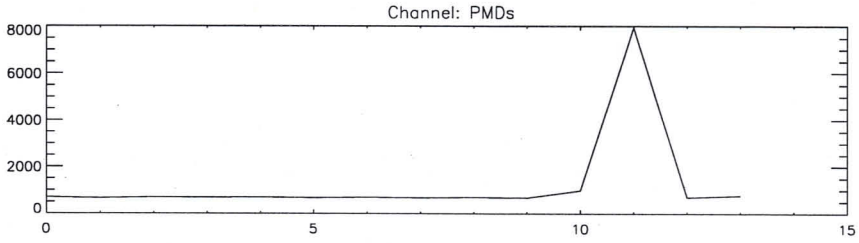
Channel: PMDs
8000
6000
4000
2000
0
0
5
10
15

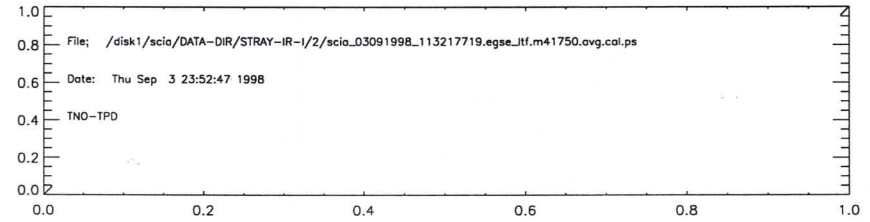
File; /disk1/scia/DATA-DIR/STRAY-IR-1/2/scia_03091998_113217719.egse_ltf.m41750.avg.cal.ps
Date: Thu Sep 3 23:52:47 1998
TNO-TPD
1.0
0.8
0.6
0.4
0.2
0.0
0.0
0.2
0.4
0.6
0.8
1.0

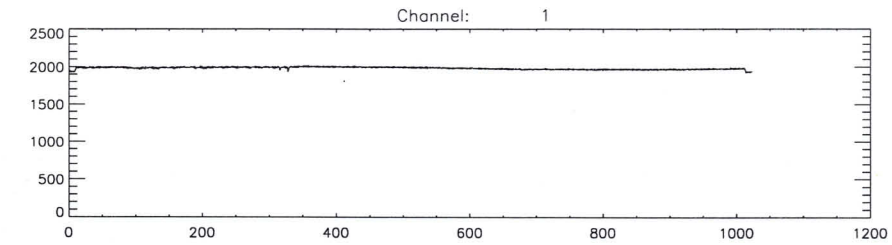
Channel: 1
2500
2000
1500
1000
500
0
0
200
400
600
800
1000
1200

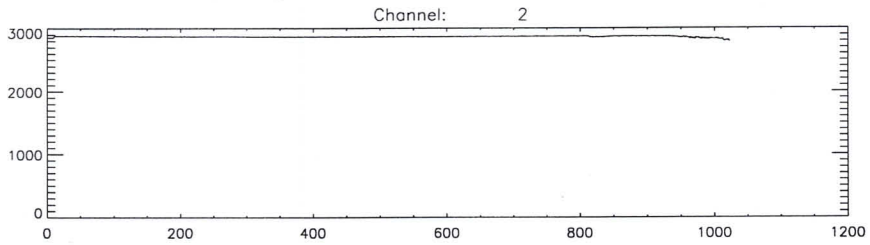
Channel: 2
3000
2000
1000
0
0
200
400
600
800
1000
1200

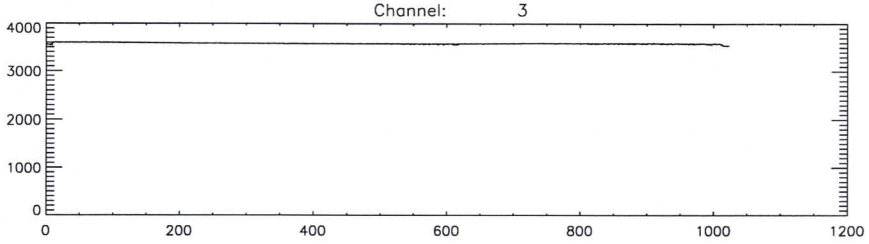
Channel: 3
4000
3000
2000
1000
0
0
200
400
600
800
1000
1200

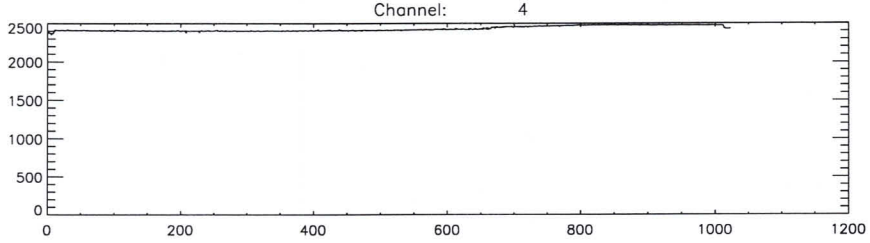
Channel: 4
2500
2000
1500
1000
500
0
0
200
400
600
800
1000
1200

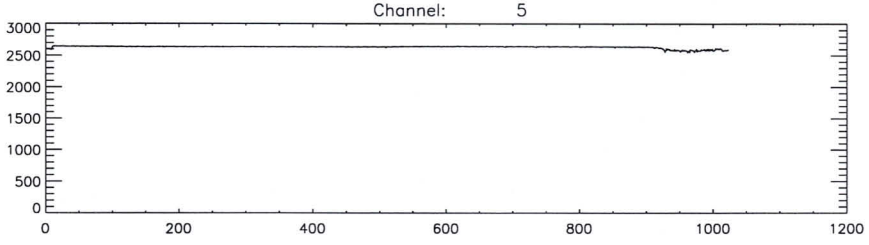
Channel: 5
3000
2500
2000
1500
1000
500
0
0
200
400
600
800
1000
1200

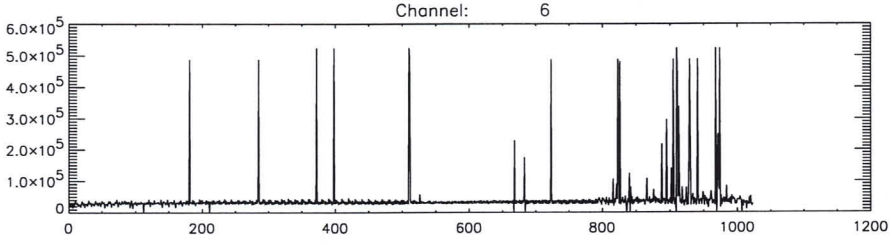
Channel: 6
6.0x10^5
5.0x10^5
4.0x10^5
3.0x10^5
2.0x10^5
1.0x10^5
0
0
200
400
600
800
1000
1200

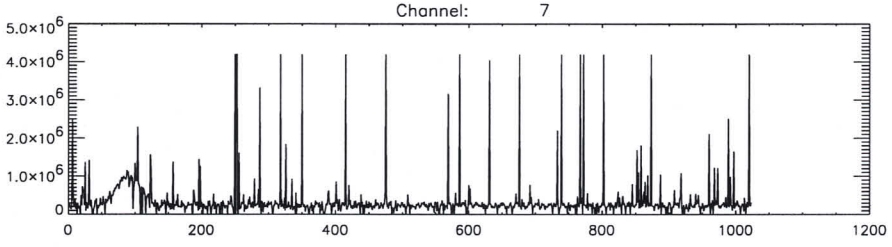
Channel: 7
5.0x10^6
4.0x10^6
3.0x10^6
2.0x10^6
1.0x10^6
0
0
200
400
600
800
1000
1200

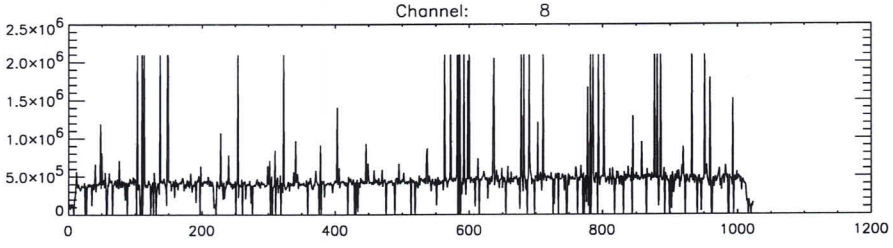
Channel: 8
2.5x10^6
2.0x10^6
1.5x10^6
1.0x10^6
5.0x10^5
0
0
200
400
600
800
1000
1200

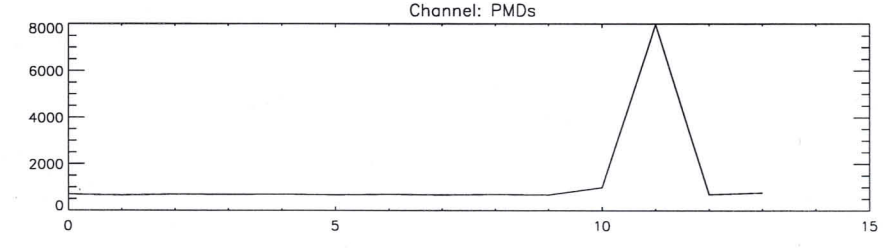
Channel: PMDs
8000
6000
4000
2000
0
0
5
10
15

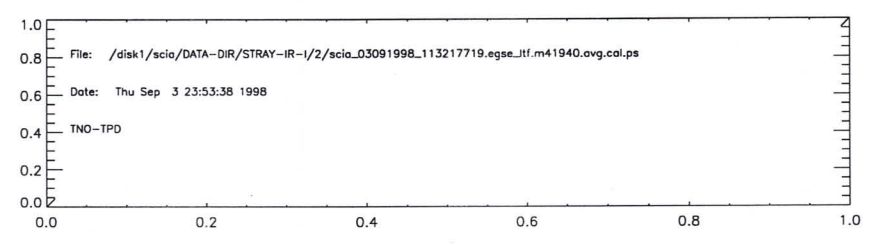
File: /disk1/scia/DATA-DIR/STRAY-IR-1/2/scia_03091998_113217719.egse_itf.m41940.avg.cal.ps
Date: Thu Sep 3 23:53:38 1998
TNO-TPD
1.0
0.8
0.6
0.4
0.2
0.0
0.0
0.2
0.4
0.6
0.8
1.0

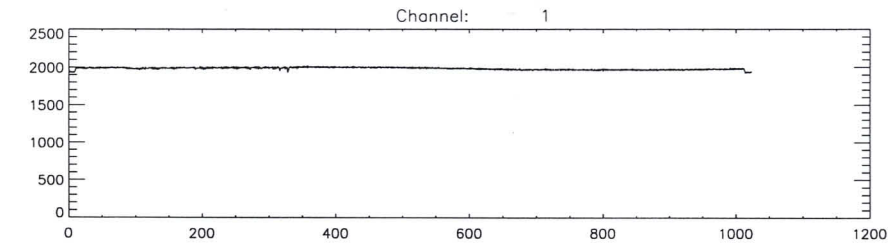
Channel: 1
2500
2000
1500
1000
500
0
0
200
400
600
800
1000
1200

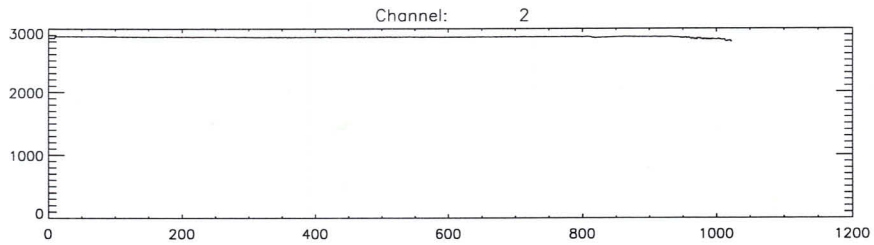
Channel: 2
3000
2000
1000
0
0
200
400
600
800
1000
1200

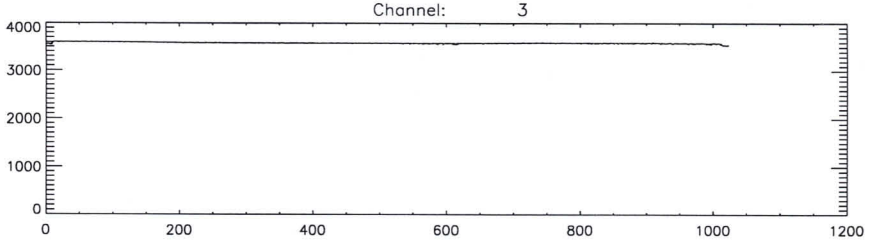
Channel: 3
4000
3000
2000
1000
0
0
200
400
600
800
1000
1200

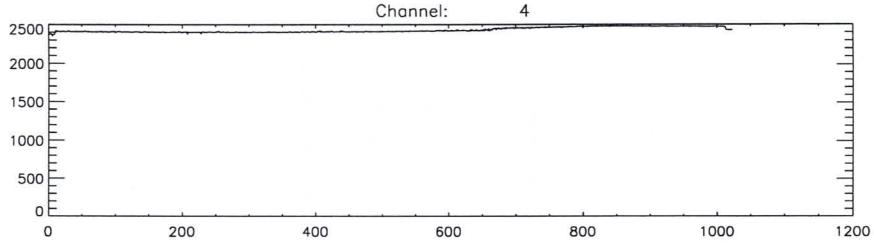
Channel: 4
2500
2000
1500
1000
500
0
0
200
400
600
800
1000
1200

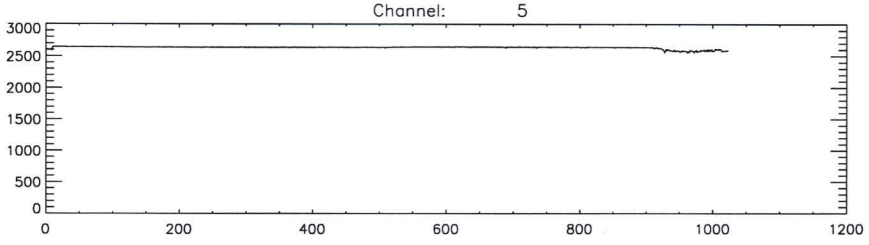
Channel: 5
3000
2500
2000
1500
1000
500
0
0
200
400
600
800
1000
1200

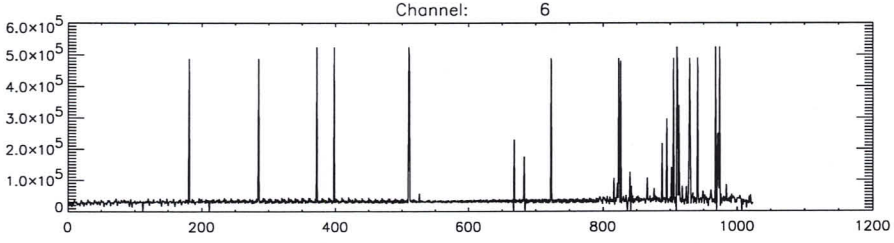
Channel: 6
6.0x10^5
5.0x10^5
4.0x10^5
3.0x10^5
2.0x10^5
1.0x10^5
0
0
200
400
600
800
1000
1200

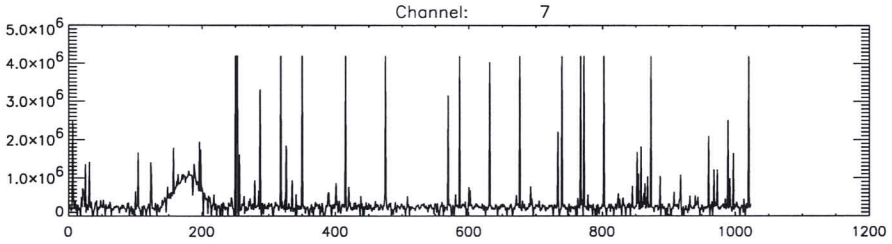
Channel: 7
5.0x10^6
4.0x10^6
3.0x10^6
2.0x10^6
1.0x10^6
0
0
200
400
600
800
1000
1200

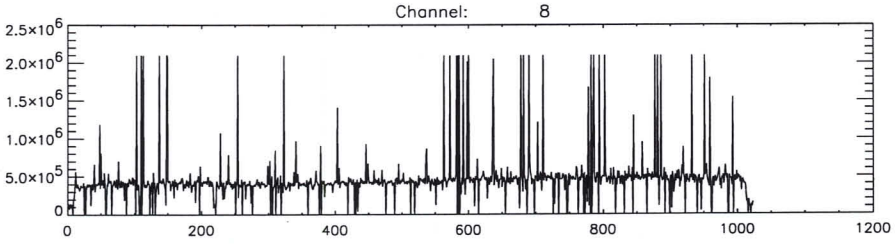
Channel: 8
2.5x10^6
2.0x10^6
1.5x10^6
1.0x10^6
5.0x10^5
0
0
200
400
600
800
1000
1200

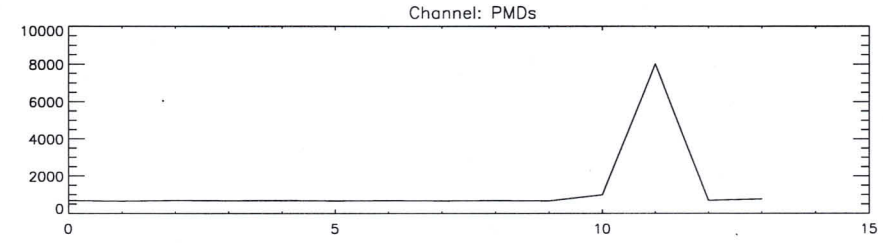
Channel: PMDs
10000
8000
6000
4000
2000
0
0
5
10
15

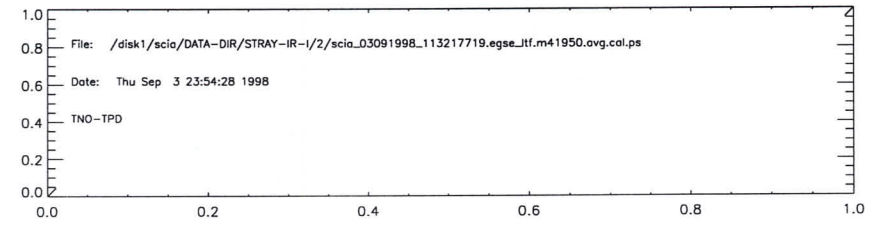
File: /disk1/scia/DATA-DIR/STRAY-IR-1/2/scia_03091998_113217719.egse_ltf.m41950.ovg.cal.ps
Date: Thu Sep 3 23:54:28 1998
TNO-TPD
1.0
0.8
0.6
0.4
0.2
0.0
0.0
0.2
0.4
0.6
0.8
1.0

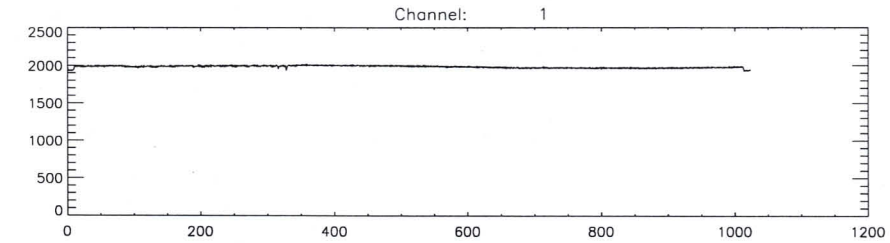
Channel: 1
2500
2000
1500
1000
500
0
0
200
400
600
800
1000
1200

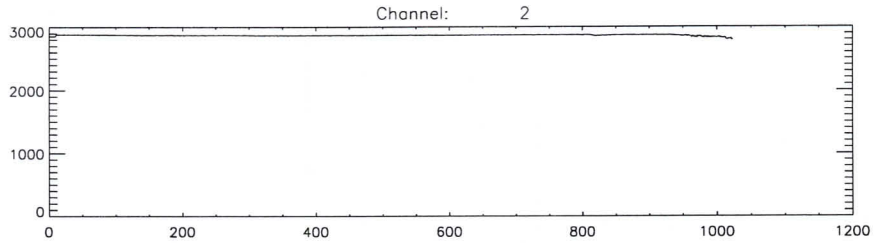
Channel: 2
3000
2000
1000
0
0
200
400
600
800
1000
1200

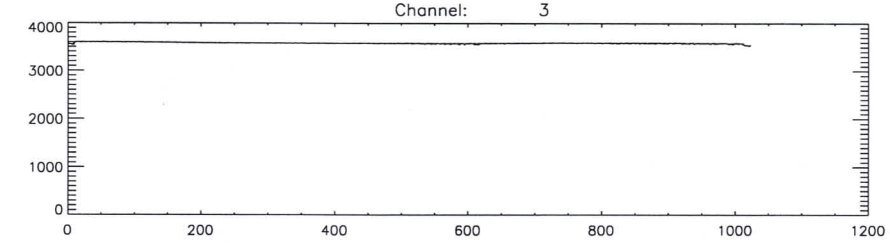
Channel: 3
4000
3000
2000
1000
0
0
200
400
600
800
1000
1200

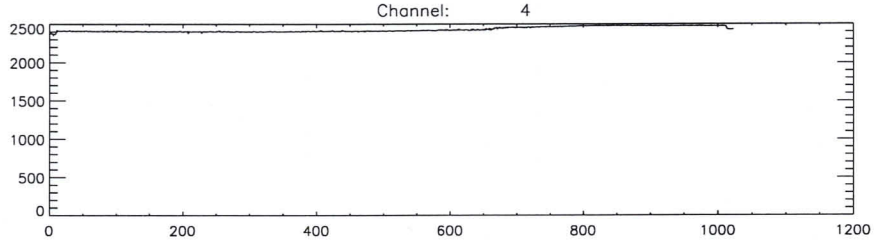
Channel: 4
2500
2000
1500
1000
500
0
0
200
400
600
800
1000
1200

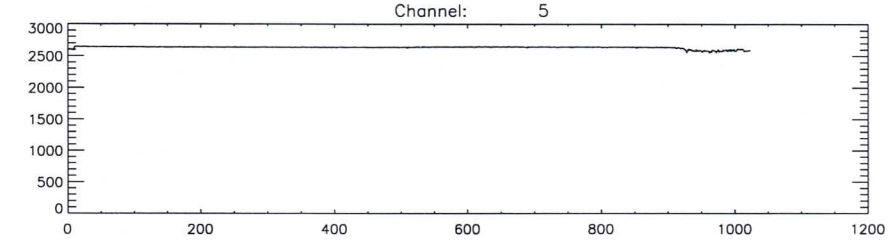
Channel: 5
3000
2500
2000
1500
1000
500
0
0
200
400
600
800
1000
1200

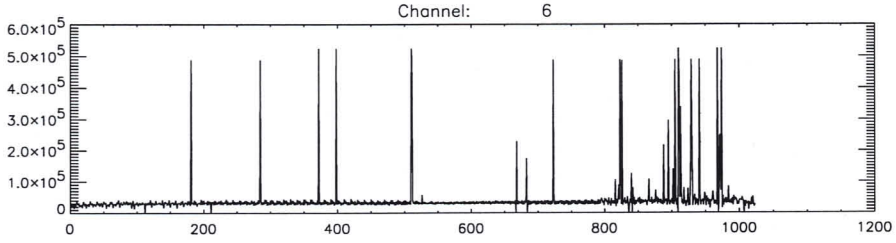
Channel: 6
6.0x10^5
5.0x10^5
4.0x10^5
3.0x10^5
2.0x10^5
1.0x10^5
0
0
200
400
600
800
1000
1200

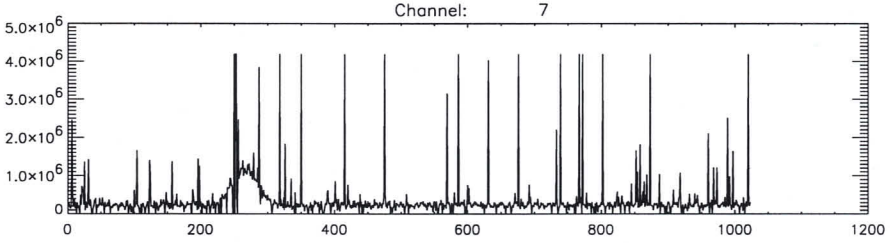
Channel: 7
5.0x10^6
4.0x10^6
3.0x10^6
2.0x10^6
1.0x10^6
0
0
200
400
600
800
1000
1200

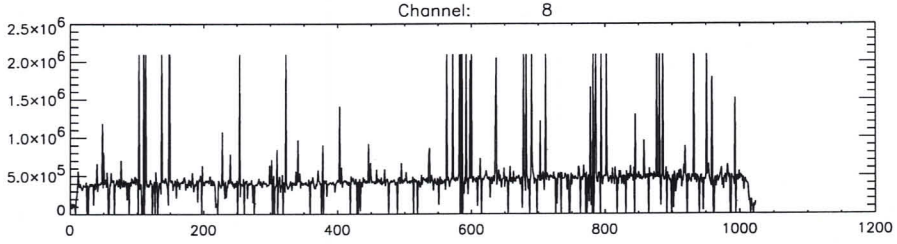
Channel: 8
2.5x10^6
2.0x10^6
1.5x10^6
1.0x10^6
5.0x10^5
0
0
200
400
600
800
1000
1200

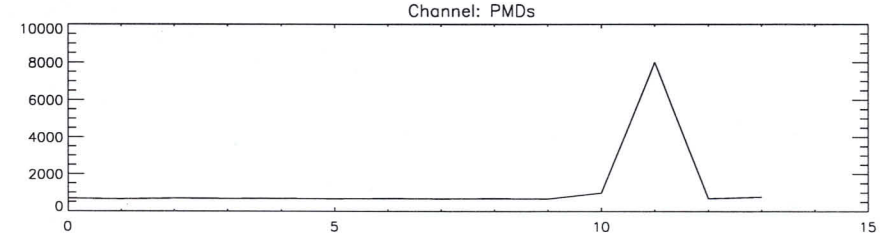
Channel: PMDs
10000
8000
6000
4000
2000
0
0
5
10
15

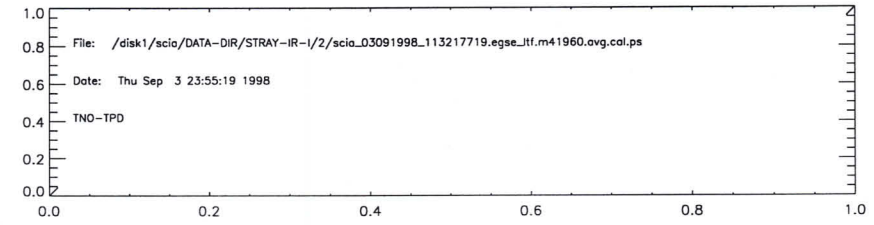
File: /disk1/scia/DATA-DIR/STRAY-IR-1/2/scia_03091998_113217719.egse_ltf.m41960.avg.cal.ps
Date: Thu Sep 3 23:55:19 1998
TNO-TPD
1.0
0.8
0.6
0.4
0.2
0.0
0.0
0.2
0.4
0.6
0.8
1.0

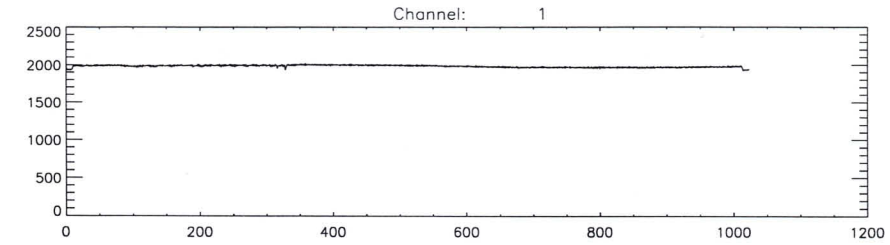
Channel: 1
2500
2000
1500
1000
500
0
0
200
400
600
800
1000
1200

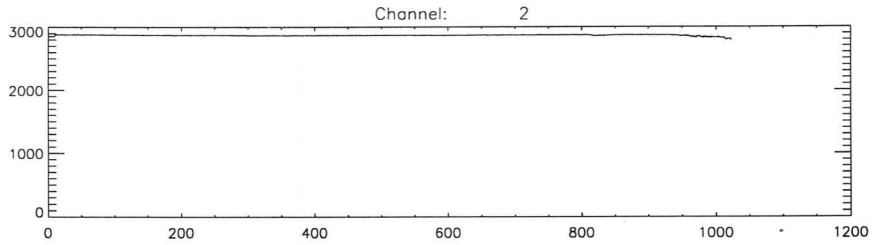
Channel: 2
3000
2000
1000
0
0
200
400
600
800
1000
1200

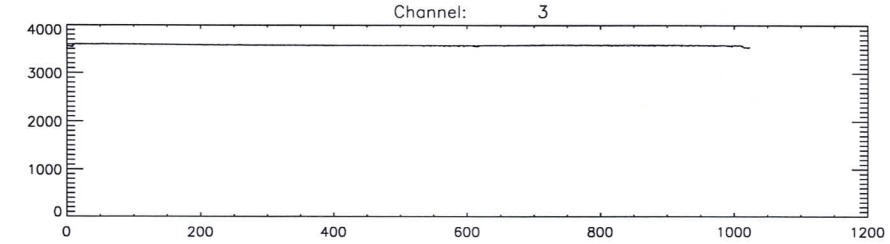
Channel: 3
4000
3000
2000
1000
0
0
200
400
600
800
1000
1200

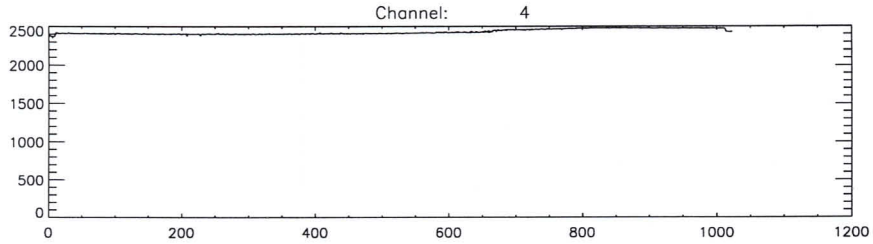
Channel: 4
2500
2000
1500
1000
500
0
0
200
400
600
800
1000
1200

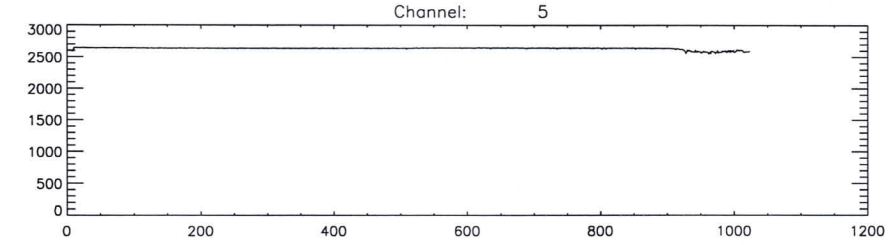
Channel: 5
3000
2500
2000
1500
1000
500
0
0
200
400
600
800
1000
1200

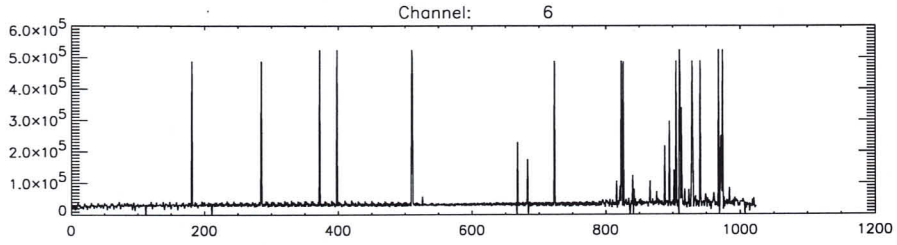
Channel: 6
6.0x10^5
5.0x10^5
4.0x10^5
3.0x10^5
2.0x10^5
1.0x10^5
0
0
200
400
600
800
1000
1200

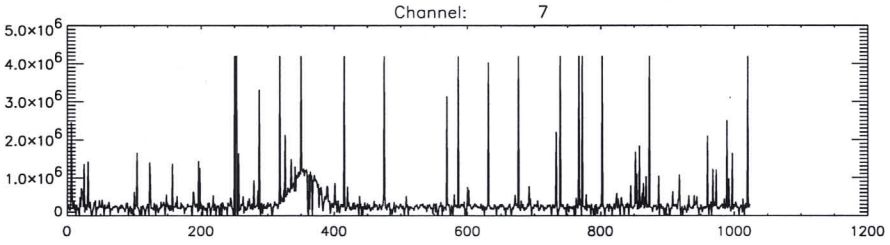
Channel: 7
5.0x10^6
4.0x10^6
3.0x10^6
2.0x10^6
1.0x10^6
0
0
200
400
600
800
1000
1200

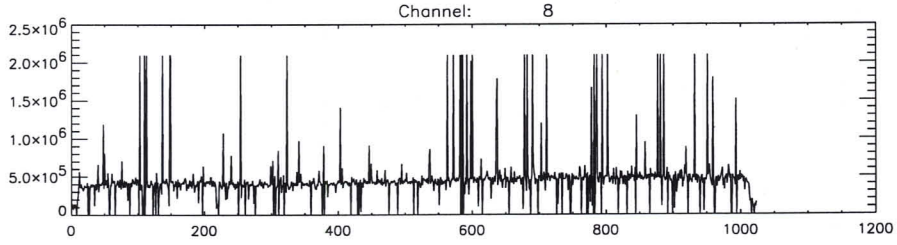
Channel: 8
2.5x10^6
2.0x10^6
1.5x10^6
1.0x10^6
5.0x10^5
0
0
200
400
600
800
1000
1200

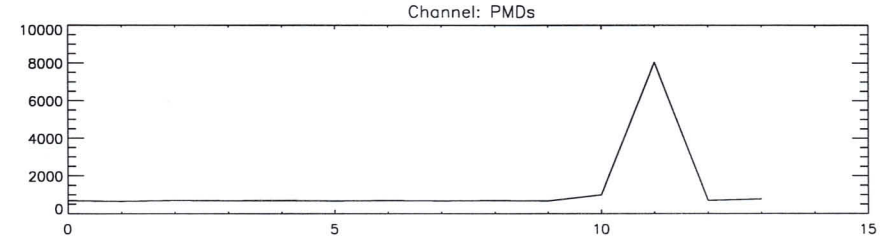
Channel: PMDs
10000
8000
6000
4000
2000
0
0
5
10
15

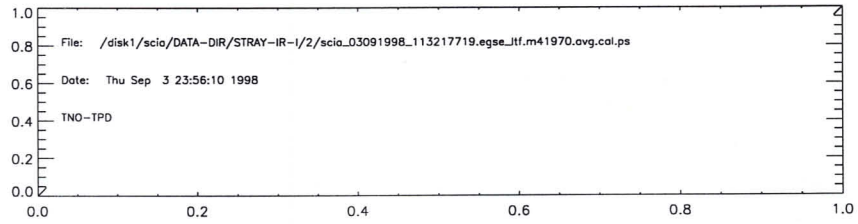
File: /disk1/scia/DATA-DIR/STRAY-IR-1/2/scia_03091998_113217719.egse_ltf.m41970.avg.cal.ps
Date: Thu Sep 3 23:56:10 1998
TNO-TPD
1.0
0.8
0.6
0.4
0.2
0.0
0.0
0.2
0.4
0.6
0.8
1.0

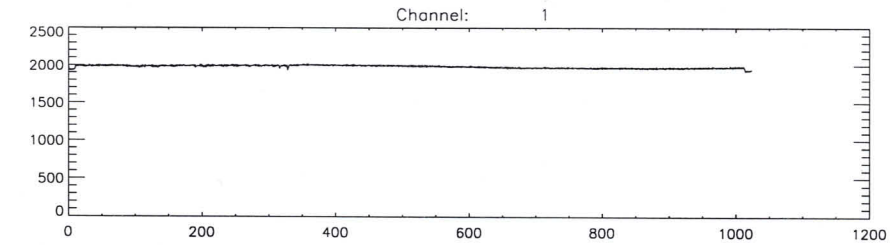
Channel: 1
2500
2000
1500
1000
500
0
0
200
400
600
800
1000
1200

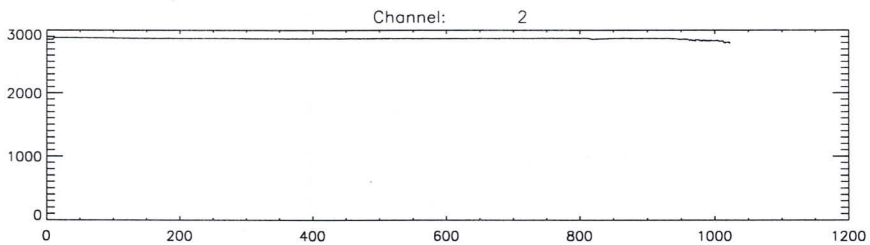
Channel: 2
3000
2000
1000
0
0
200
400
600
800
1000
1200

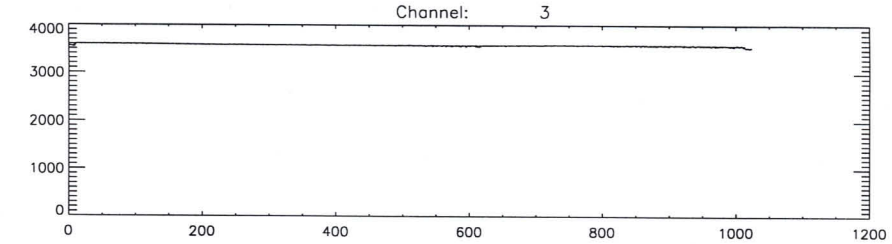
Channel: 3
4000
3000
2000
1000
0
0
200
400
600
800
1000
1200

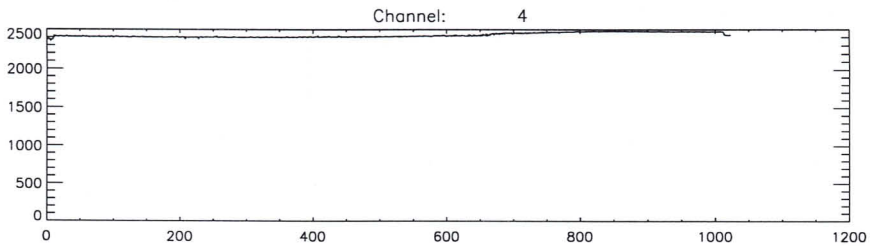
Channel: 4
2500
2000
1500
1000
500
0
0
200
400
600
800
1000
1200

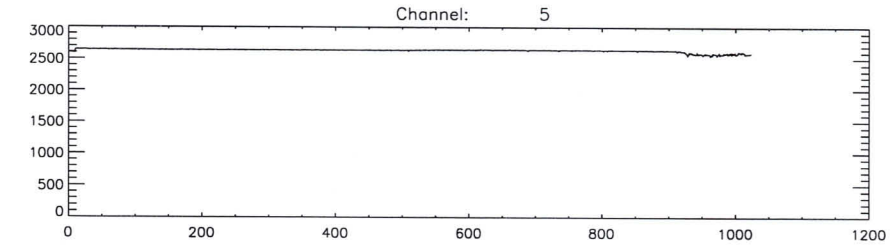
Channel: 5
3000
2500
2000
1500
1000
500
0
0
200
400
600
800
1000
1200

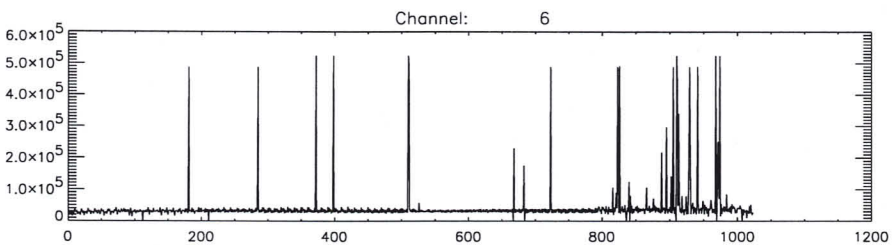
Channel: 6
6.0x10^5
5.0x10^5
4.0x10^5
3.0x10^5
2.0x10^5
1.0x10^5
0
0
200
400
600
800
1000
1200

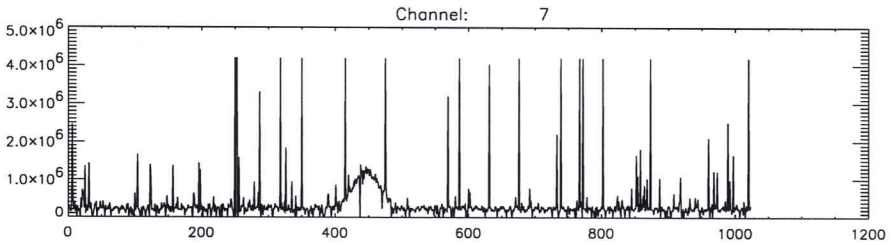
Channel: 7
5.0x10^6
4.0x10^6
3.0x10^6
2.0x10^6
1.0x10^6
0
0
200
400
600
800
1000
1200

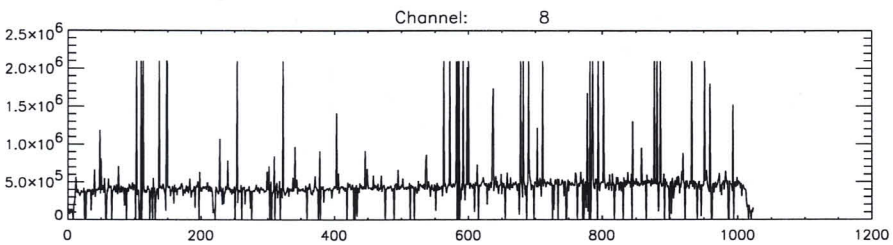
Channel: 8
2.5x10^6
2.0x10^6
1.5x10^6
1.0x10^6
5.0x10^5
0
0
200
400
600
800
1000
1200

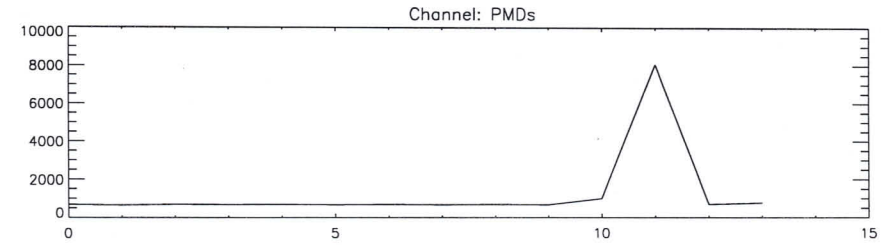
Channel: PMDs
10000
8000
6000
4000
2000
0
0
5
10
15

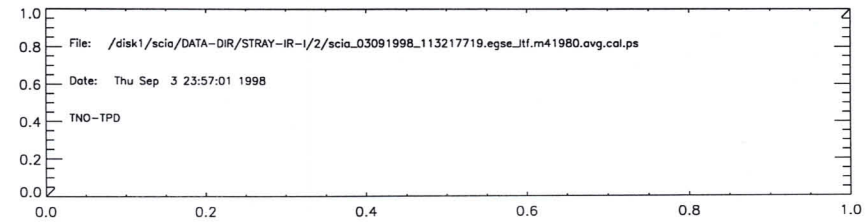
File: /disk1/scia/DATA-DIR/STRAY-IR-1/2/scia_03091998_113217719.egse_ltf.m41980.avg.cal.ps
Date: Thu Sep 3 23:57:01 1998
TNO-TPD
1.0
0.8
0.6
0.4
0.2
0.0
0.0
0.2
0.4
0.6
0.8
1.0

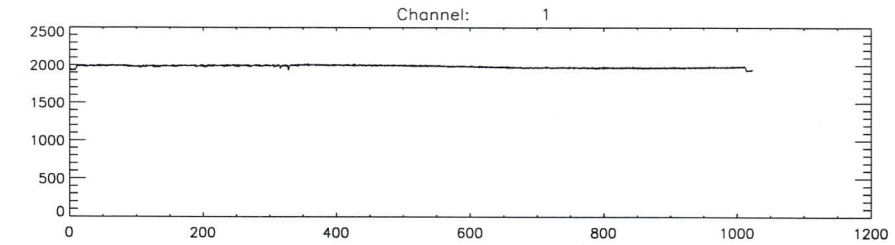
Channel: 1
2500
2000
1500
1000
500
0
0
200
400
600
800
1000
1200

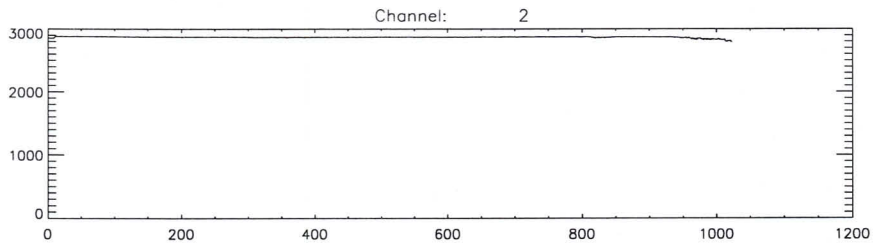
Channel: 2
3000
2000
1000
0
0
200
400
600
800
1000
1200

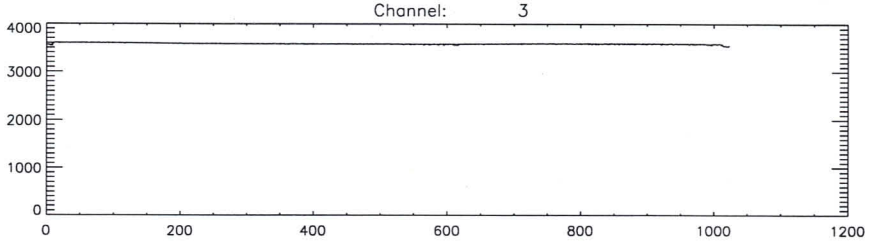
Channel: 3
4000
3000
2000
1000
0
0
200
400
600
800
1000
1200

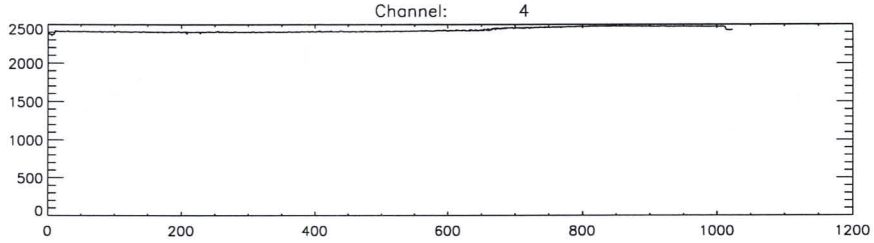
Channel: 4
2500
2000
1500
1000
500
0
0
200
400
600
800
1000
1200

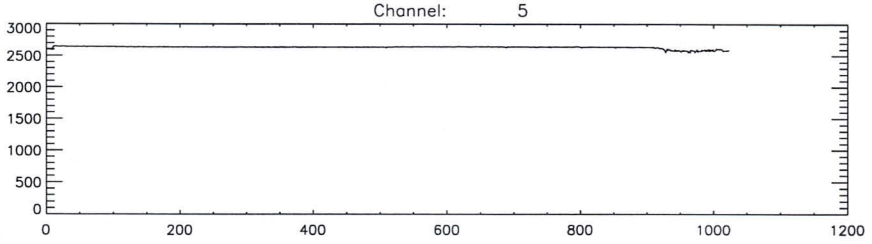
Channel: 5
3000
2500
2000
1500
1000
500
0
0
200
400
600
800
1000
1200

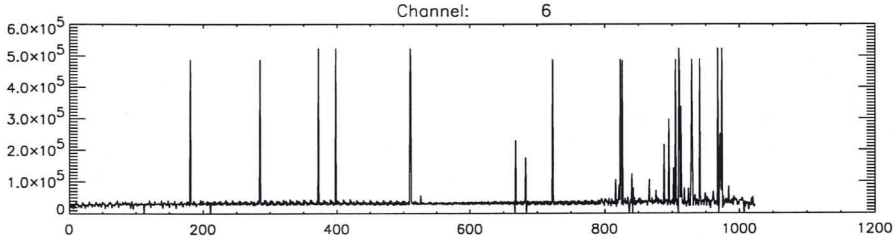
Channel: 6
6.0x10^5
5.0x10^5
4.0x10^5
3.0x10^5
2.0x10^5
1.0x10^5
0
0
200
400
600
800
1000
1200

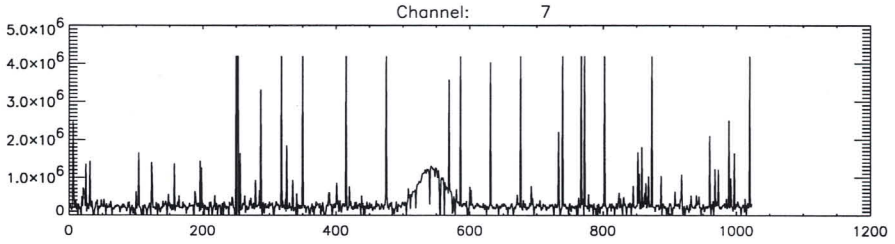
Channel: 7
5.0x10^6
4.0x10^6
3.0x10^6
2.0x10^6
1.0x10^6
0
0
200
400
600
800
1000
1200

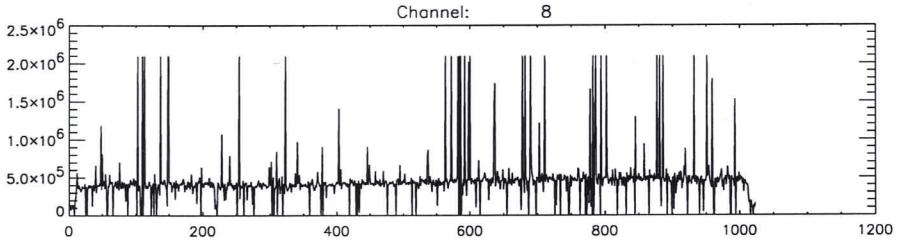
Channel: 8
2.5x10^6
2.0x10^6
1.5x10^6
1.0x10^6
5.0x10^5
0
0
200
400
600
800
1000
1200

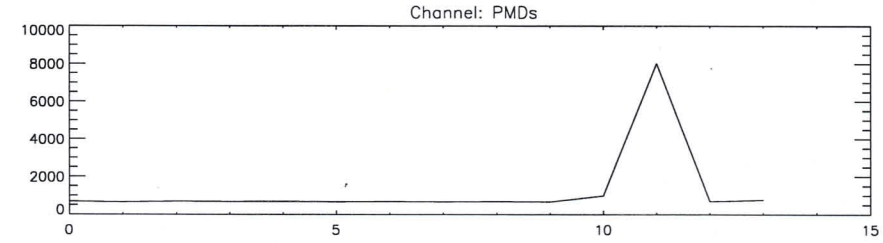
Channel: PMDs
10000
8000
6000
4000
2000
0
0
5
10
15

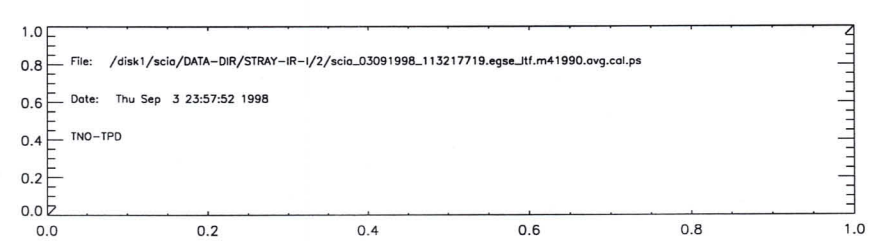
File: /disk1/scia/DATA-DIR/STRAY-IR-1/2/scia_03091998_113217719.egse_ltf.m41990.avg.cal.ps
Date: Thu Sep 3 23:57:52 1998
TNO-TPD
1.0
0.8
0.6
0.4
0.2
0.0
0.0
0.2
0.4
0.6
0.8
1.0

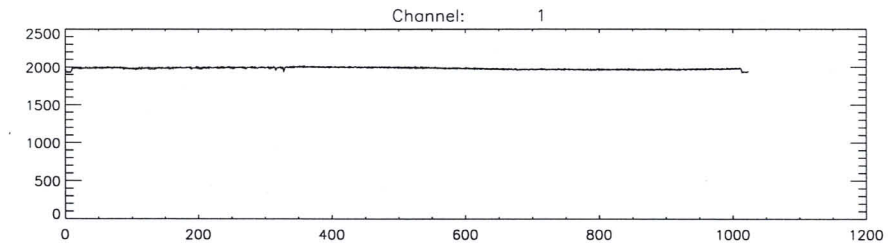
Channel: 1
2500
2000
1500
1000
500
0
0
200
400
600
800
1000
1200

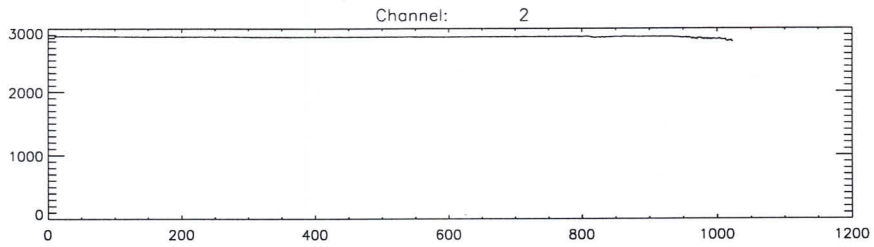
Channel: 2
3000
2000
1000
0
0
200
400
600
800
1000
1200

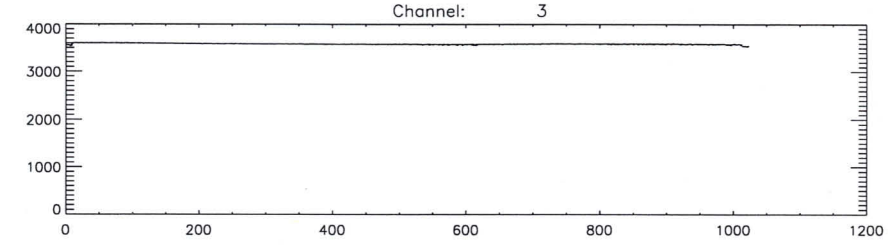
Channel: 3
4000
3000
2000
1000
0
0
200
400
600
800
1000
1200

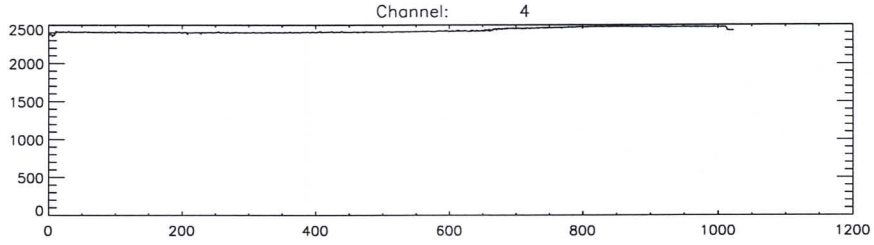
Channel: 4
2500
2000
1500
1000
500
0
0
200
400
600
800
1000
1200

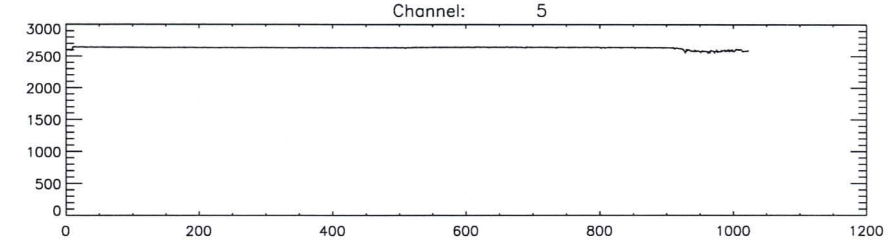
Channel: 5
3000
2500
2000
1500
1000
500
0
0
200
400
600
800
1000
1200

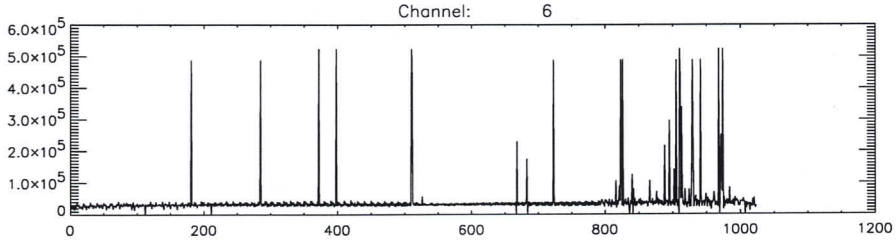
Channel: 6
6.0x10^5
5.0x10^5
4.0x10^5
3.0x10^5
2.0x10^5
1.0x10^5
0
0
200
400
600
800
1000
1200

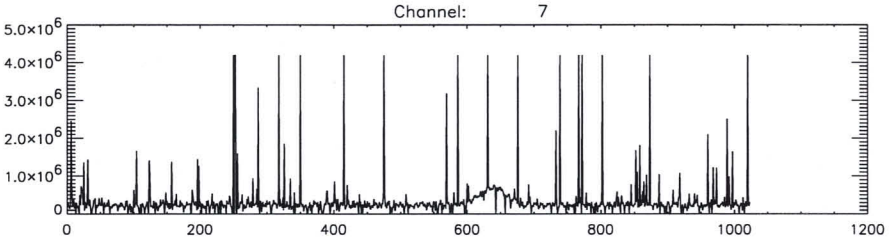
Channel: 7
5.0x10^6
4.0x10^6
3.0x10^6
2.0x10^6
1.0x10^6
0
0
200
400
600
800
1000
1200

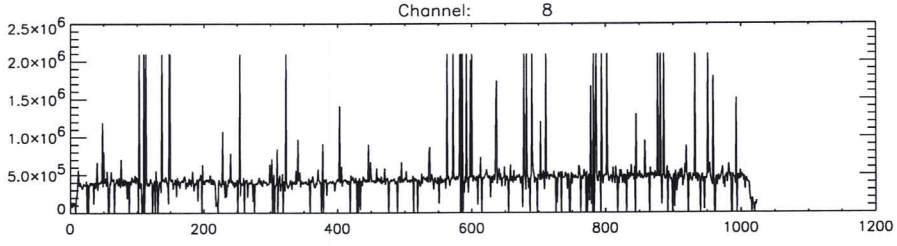
Channel: 8
2.5x10^6
2.0x10^6
1.5x10^6
1.0x10^6
5.0x10^5
0
0
200
400
600
800
1000
1200

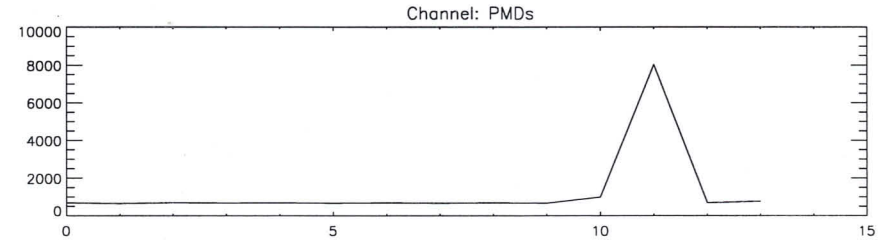
Channel: PMDs
10000
8000
6000
4000
2000
0
0
5
10
15

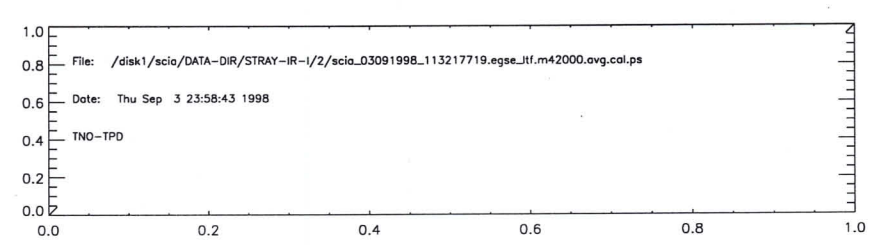
File: /disk1/scia/DATA-DIR/STRAY-IR-1/2/scia_03091998_113217719.egse_itf.m42000.avg.cal.ps
Date: Thu Sep 3 23:58:43 1998
TNO-TPD
1.0
0.8
0.6
0.4
0.2
0.0
0.0
0.2
0.4
0.6
0.8
1.0

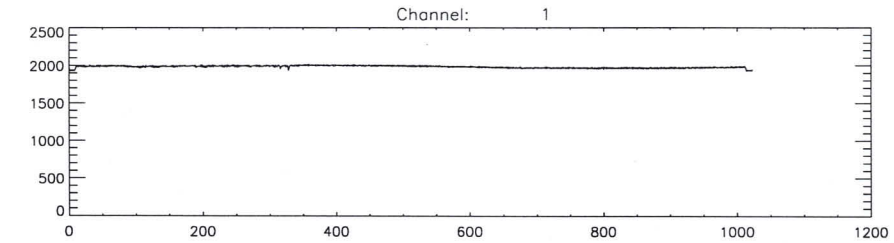
Channel: 1
2500
2000
1500
1000
500
0
0
200
400
600
800
1000
1200

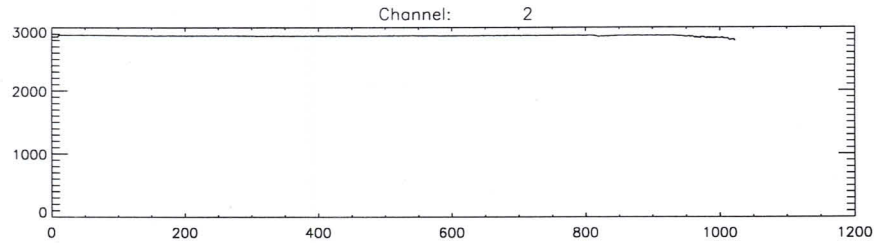
Channel: 2
3000
2000
1000
0
0
200
400
600
800
1000
1200

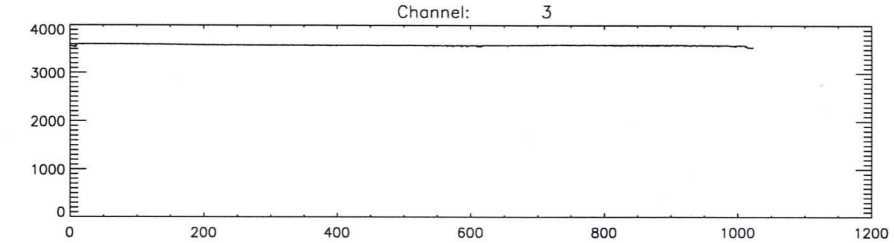
Channel: 3
4000
3000
2000
1000
0
0
200
400
600
800
1000
1200

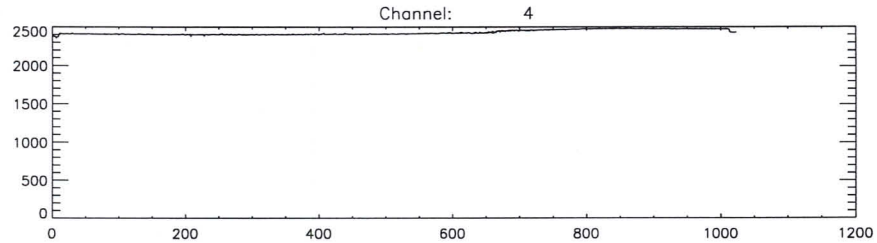
Channel: 4
2500
2000
1500
1000
500
0
0
200
400
600
800
1000
1200

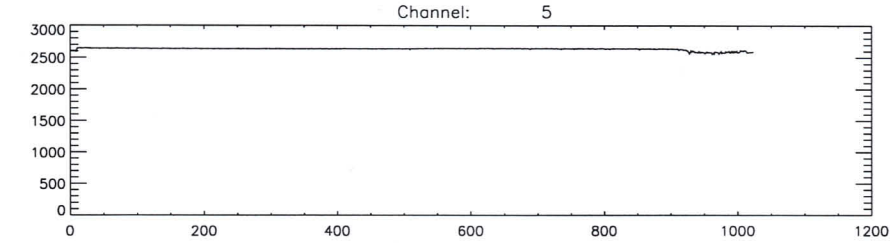
Channel: 5
3000
2500
2000
1500
1000
500
0
0
200
400
600
800
1000
1200

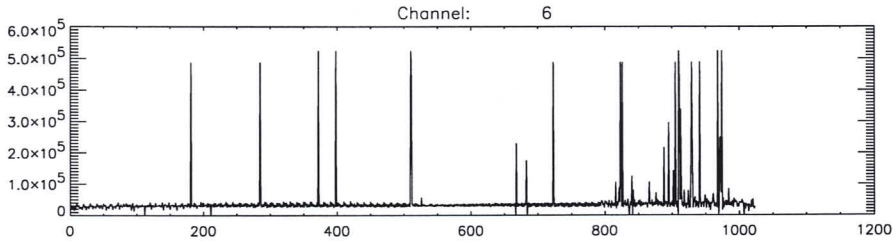
Channel: 6
6.0x10^5
5.0x10^5
4.0x10^5
3.0x10^5
2.0x10^5
1.0x10^5
0
0
200
400
600
800
1000
1200

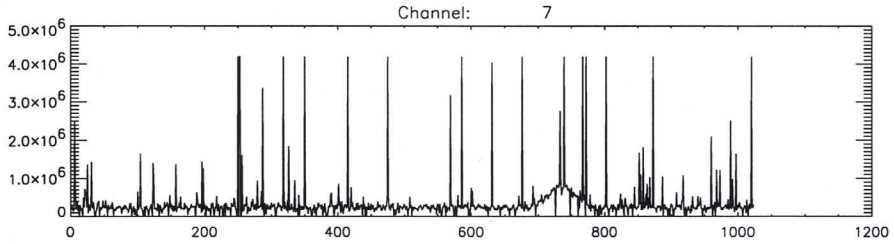
Channel: 7
5.0x10^6
4.0x10^6
3.0x10^6
2.0x10^6
1.0x10^6
0
0
200
400
600
800
1000
1200

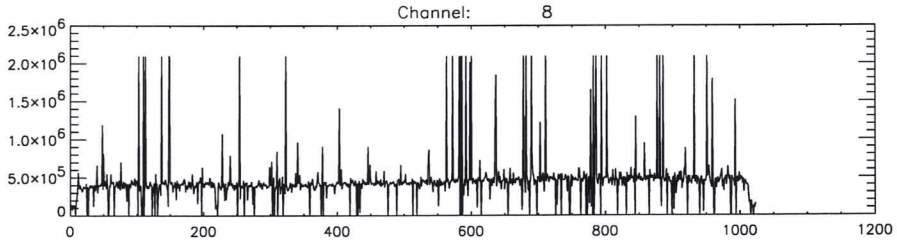
Channel: 8
2.5x10^6
2.0x10^6
1.5x10^6
1.0x10^6
5.0x10^5
0
0
200
400
600
800
1000
1200

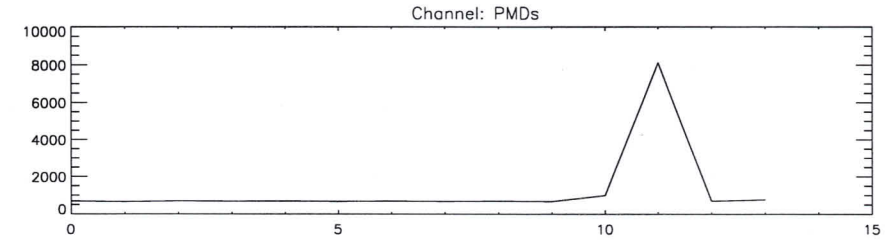
Channel: PMDs
10000
8000
6000
4000
2000
0
0
5
10
15

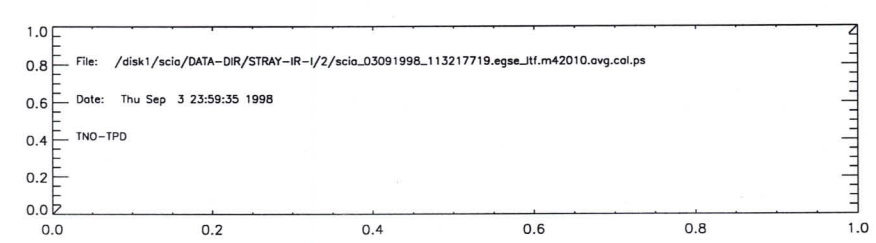
File: /disk1/scia/DATA-DIR/STRAY-IR-1/2/scia_03091998_113217719.egse_itf.m42010.avg.cal.ps
Date: Thu Sep 3 23:59:35 1998
TNO-TPD
1.0
0.8
0.6
0.4
0.2
0.0
0.0
0.2
0.4
0.6
0.8
1.0

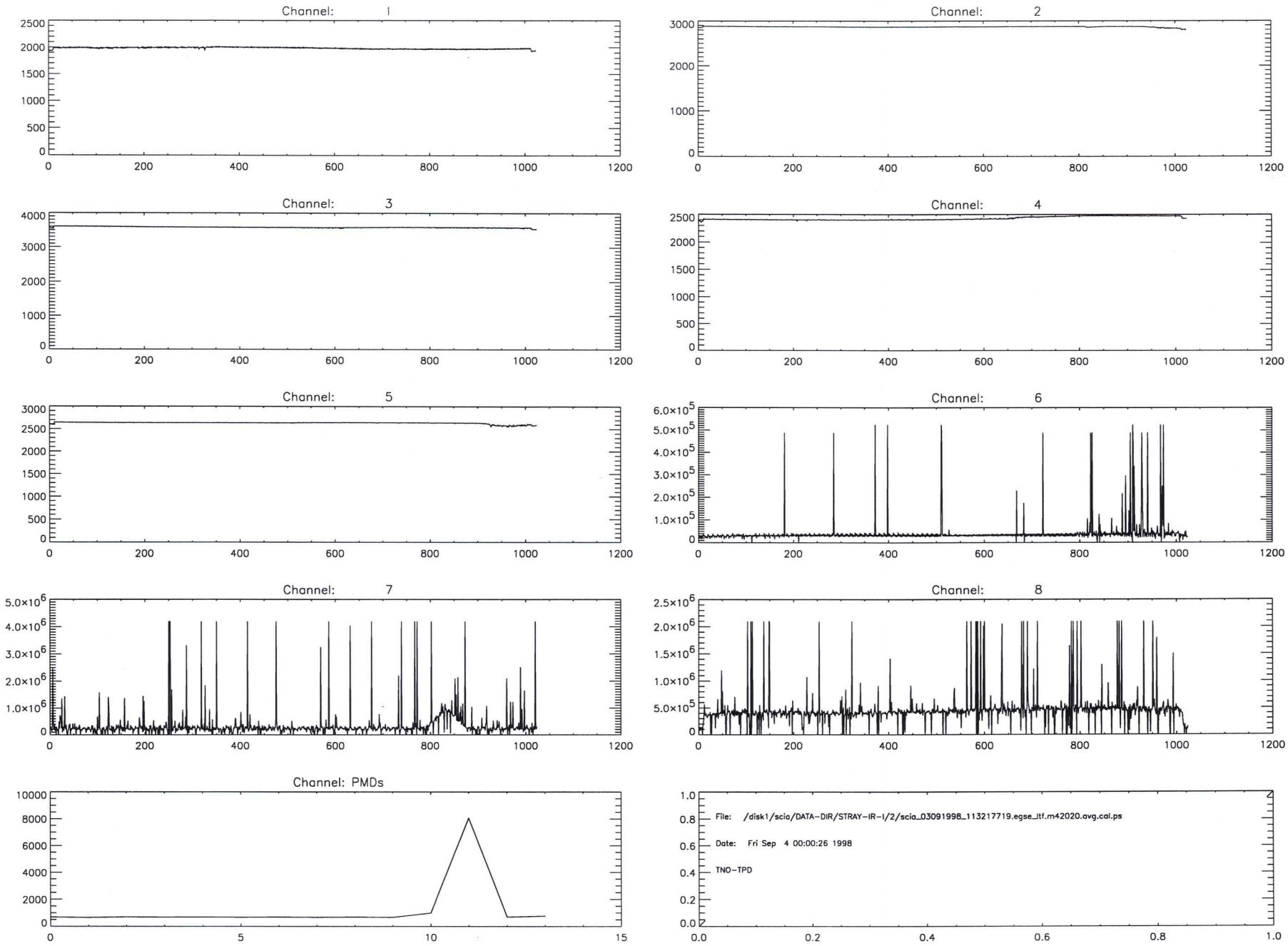
Channel: 1
Channel: 2
Channel: 3
Channel: 4
Channel: 5
Channel: 6
Channel: 7
Channel: 8
Channel: PMDs
File: /disk1/scia/DATA-DIR/STRAY-IR-1/2/scia_03091998_113217719.egse_itf.m42020.avg.cal.ps
Date: Fri Sep 4 00:00:26 1998
TNO-TPD

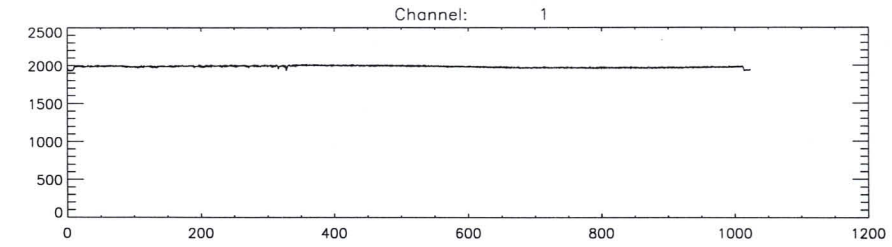
Channel: 1
2500
2000
1500
1000
500
0
0
200
400
600
800
1000
1200

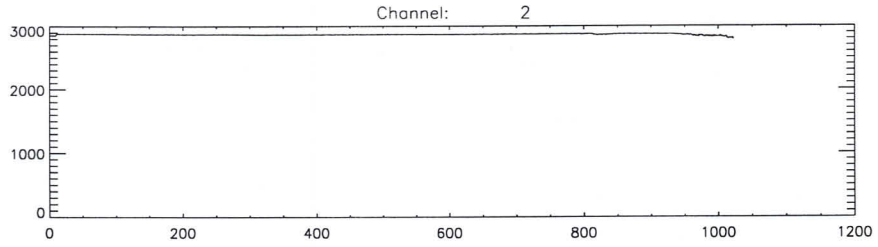
Channel: 2
3000
2000
1000
0
0
200
400
600
800
1000
1200

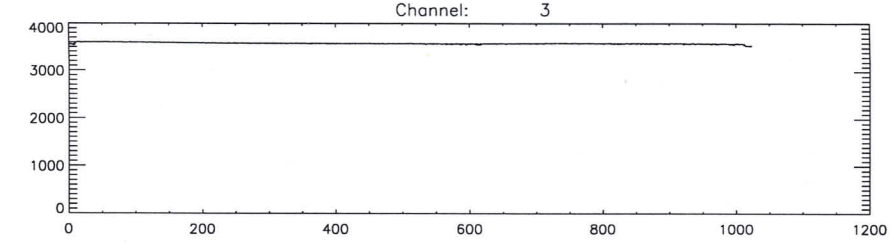
Channel: 3
4000
3000
2000
1000
0
0
200
400
600
800
1000
1200

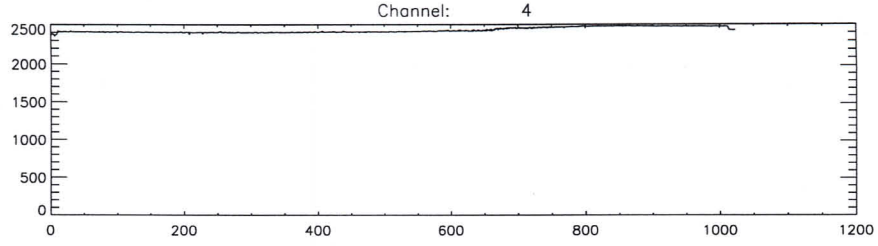
Channel: 4
2500
2000
1500
1000
500
0
0
200
400
600
800
1000
1200

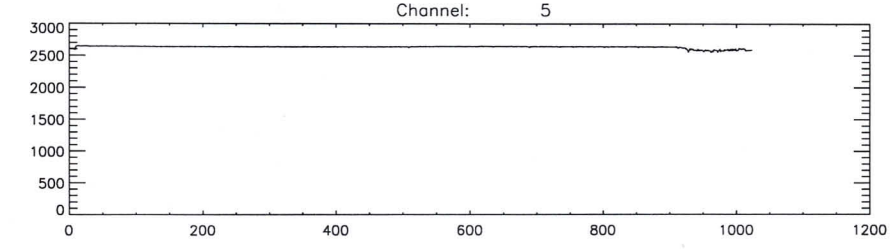
Channel: 5
3000
2500
2000
1500
1000
500
0
0
200
400
600
800
1000
1200

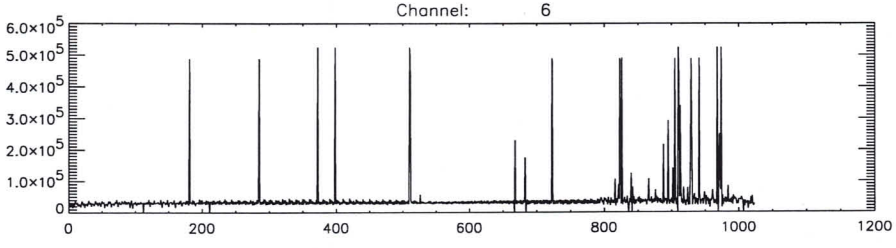
Channel: 6
6.0x10^5
5.0x10^5
4.0x10^5
3.0x10^5
2.0x10^5
1.0x10^5
0
0
200
400
600
800
1000
1200

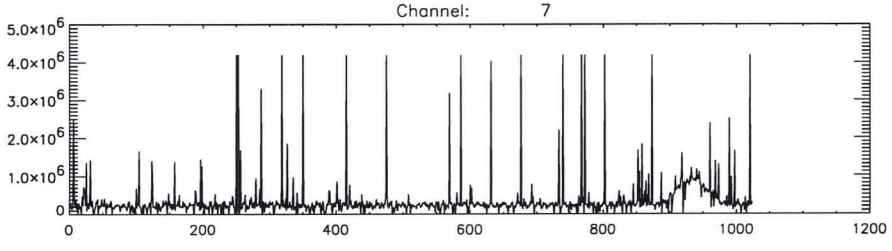
Channel: 7
5.0x10^6
4.0x10^6
3.0x10^6
2.0x10^6
1.0x10^6
0
0
200
400
600
800
1000
1200

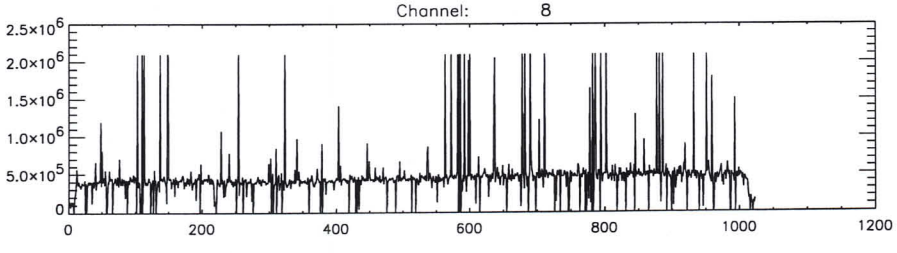
Channel: 8
2.5x10^6
2.0x10^6
1.5x10^6
1.0x10^6
5.0x10^5
0
0
200
400
600
800
1000
1200

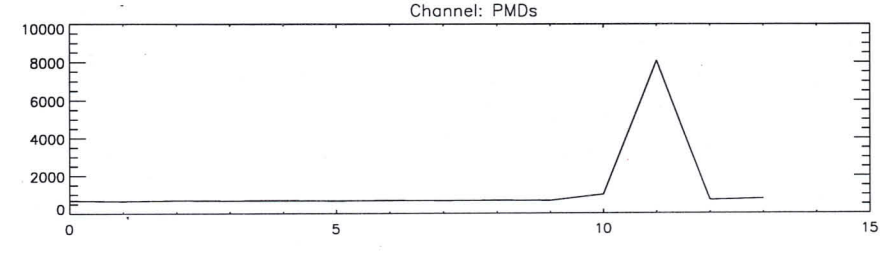
Channel: PMDs
10000
8000
6000
4000
2000
0
0
5
10
15

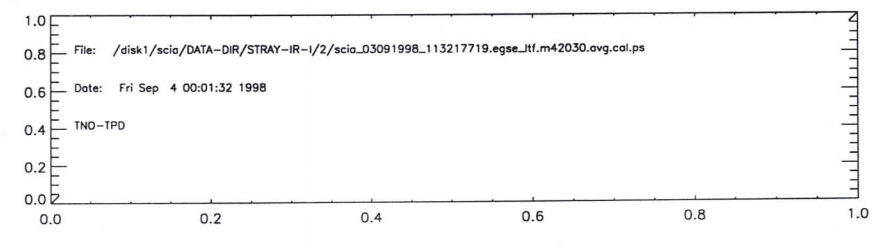
File: /disk1/scia/DATA-DIR/STRAY-IR-1/2/scia_03091998_113217719.egse_ltf.m42030.avg.cal.ps
Date: Fri Sep 4 00:01:32 1998
TNO-TPD
1.0
0.8
0.6
0.4
0.2
0.0
0.0
0.2
0.4
0.6
0.8
1.0

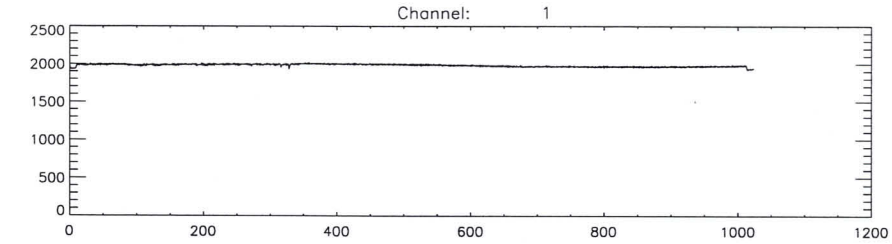
Channel: 1
2500
2000
1500
1000
500
0
0
200
400
600
800
1000
1200

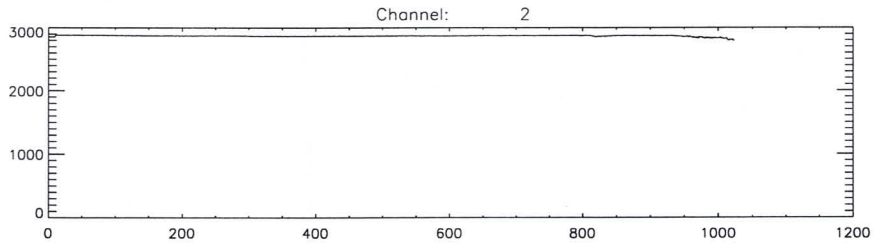
Channel: 2
3000
2000
1000
0
0
200
400
600
800
1000
1200

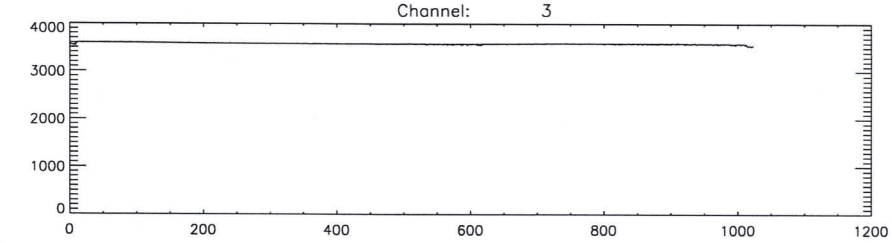
Channel: 3
4000
3000
2000
1000
0
0
200
400
600
800
1000
1200

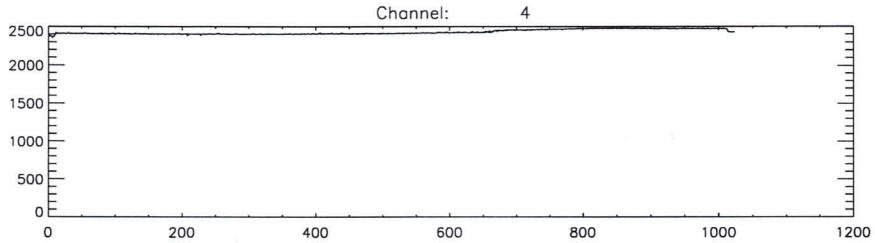
Channel: 4
2500
2000
1500
1000
500
0
0
200
400
600
800
1000
1200

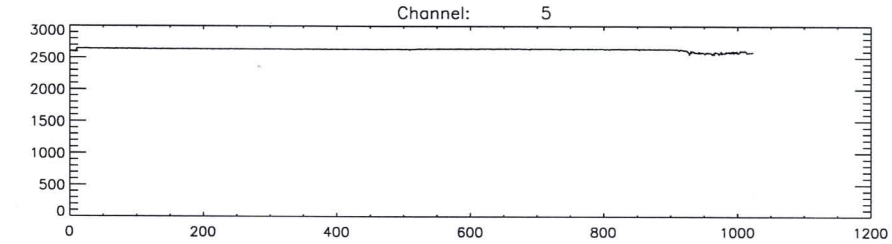
Channel: 5
3000
2500
2000
1500
1000
500
0
0
200
400
600
800
1000
1200

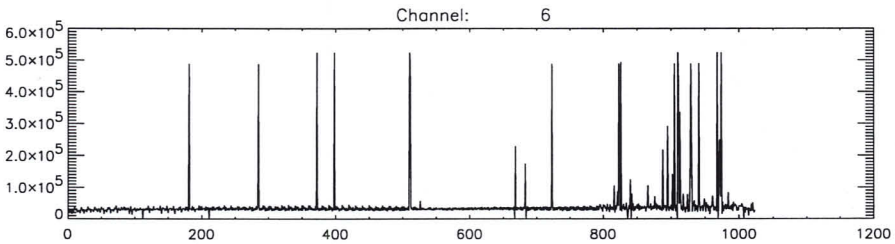
Channel: 6
6.0x10^5
5.0x10^5
4.0x10^5
3.0x10^5
2.0x10^5
1.0x10^5
0
0
200
400
600
800
1000
1200

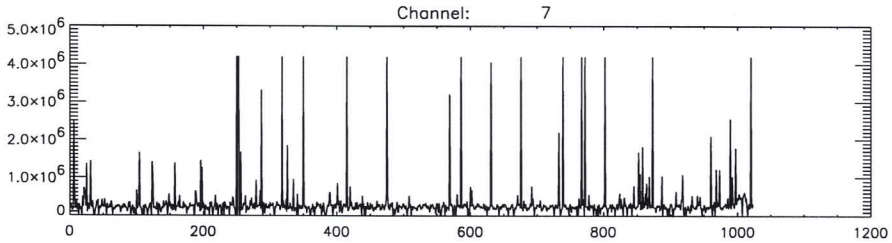
Channel: 7
5.0x10^6
4.0x10^6
3.0x10^6
2.0x10^6
1.0x10^6
0
0
200
400
600
800
1000
1200

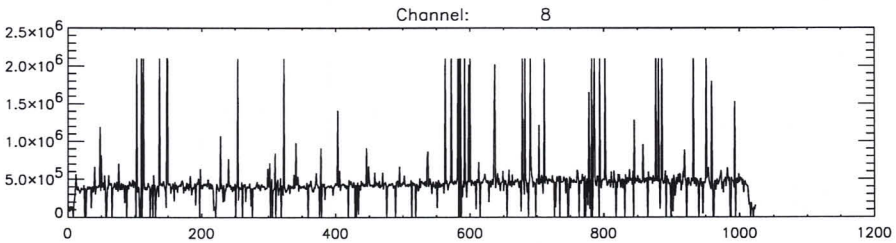
Channel: 8
2.5x10^6
2.0x10^6
1.5x10^6
1.0x10^6
5.0x10^5
0
0
200
400
600
800
1000
1200

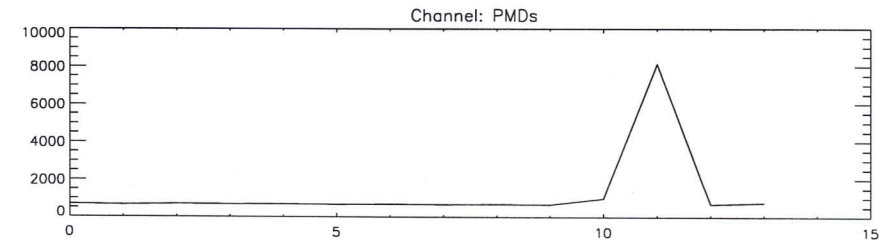
Channel: PMDs
10000
8000
6000
4000
2000
0
0
5
10
15

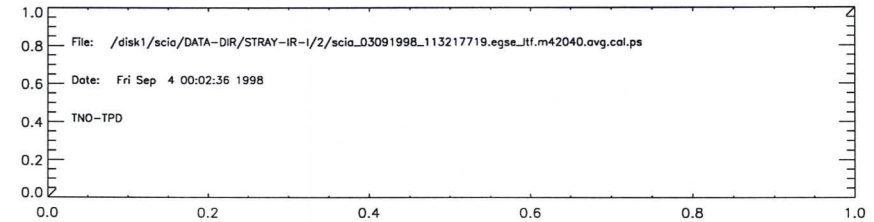
File: /disk1/scia/DATA-DIR/STRAY-IR-1/2/scia_03091998_113217719.egse_itf.m42040.avg.cal.ps
Date: Fri Sep 4 00:02:36 1998
TNO-TPD
1.0
0.8
0.6
0.4
0.2
0.0
0.0
0.2
0.4
0.6
0.8
1.0

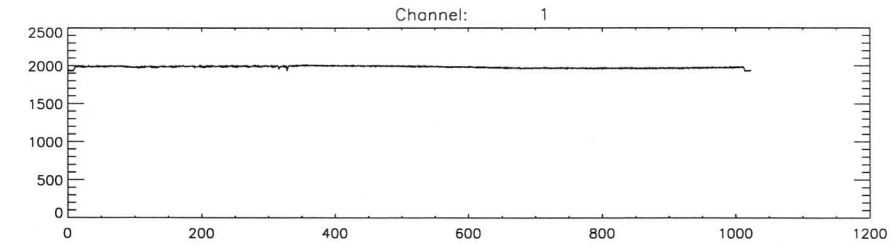
Channel: 1
2500
2000
1500
1000
500
0
0
200
400
600
800
1000
1200

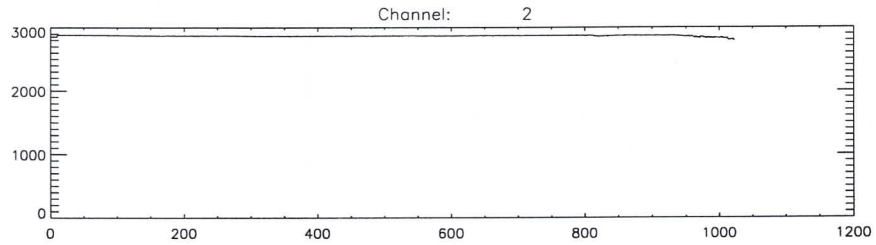
Channel: 2
3000
2000
1000
0
0
200
400
600
800
1000
1200

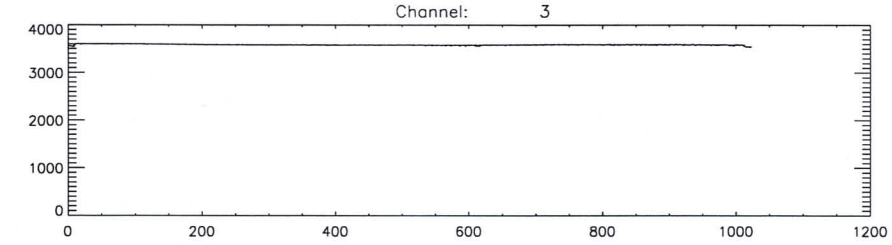
Channel: 3
4000
3000
2000
1000
0
0
200
400
600
800
1000
1200

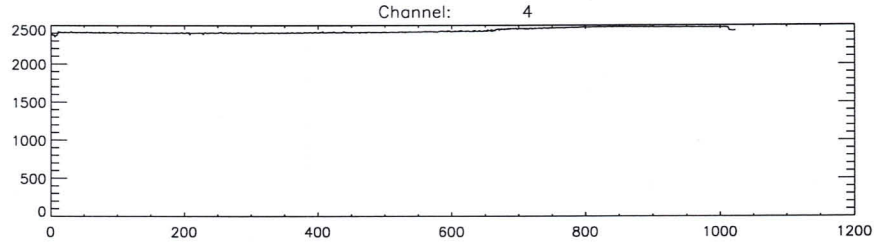
Channel: 4
2500
2000
1500
1000
500
0
0
200
400
600
800
1000
1200

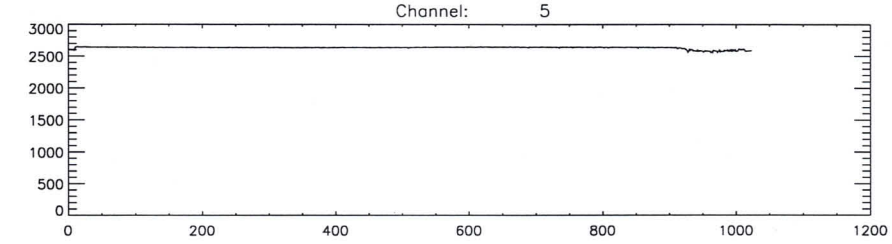
Channel: 5
3000
2500
2000
1500
1000
500
0
0
200
400
600
800
1000
1200

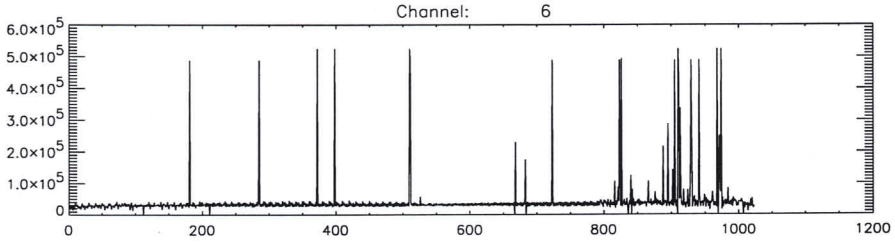
Channel: 6
6.0x10^5
5.0x10^5
4.0x10^5
3.0x10^5
2.0x10^5
1.0x10^5
0
0
200
400
600
800
1000
1200

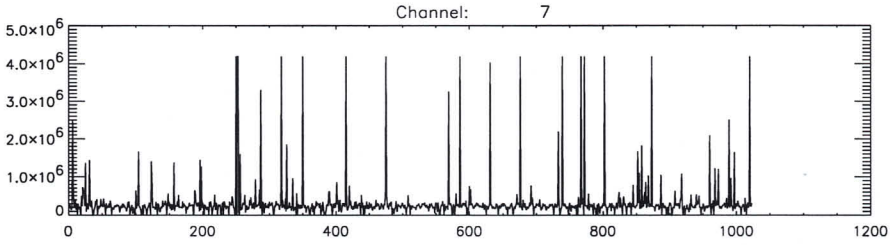
Channel: 7
5.0x10^6
4.0x10^6
3.0x10^6
2.0x10^6
1.0x10^6
0
0
200
400
600
800
1000
1200

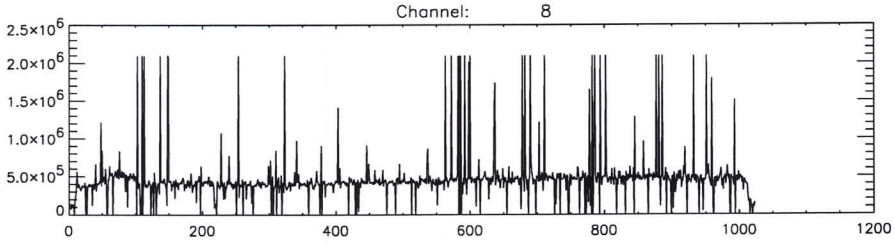
Channel: 8
2.5x10^6
2.0x10^6
1.5x10^6
1.0x10^6
5.0x10^5
0
0
200
400
600
800
1000
1200

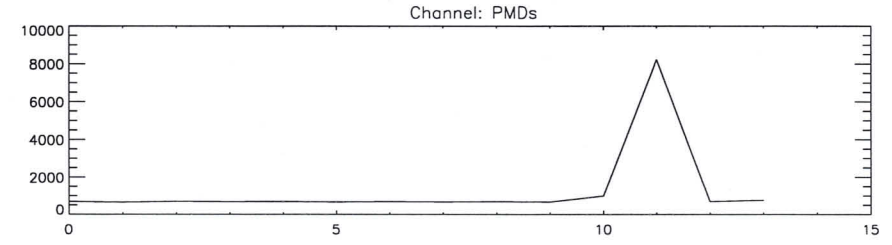
Channel: PMDs
10000
8000
6000
4000
2000
0
0
5
10
15

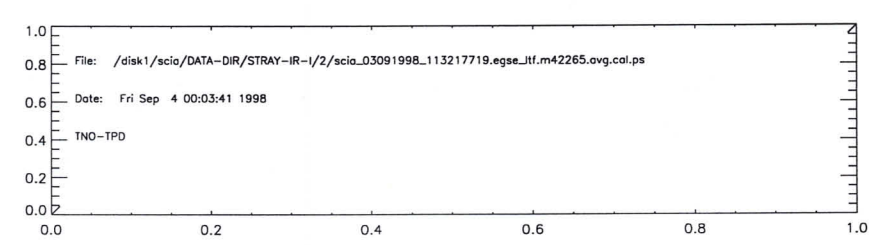
File: /disk1/scia/DATA-DIR/STRAY-IR-1/2/scia_03091998_113217719.egse_itf.m42265.avg.cal.ps
Date: Fri Sep 4 00:03:41 1998
TNO-TPD
1.0
0.8
0.6
0.4
0.2
0.0
0.0
0.2
0.4
0.6
0.8
1.0

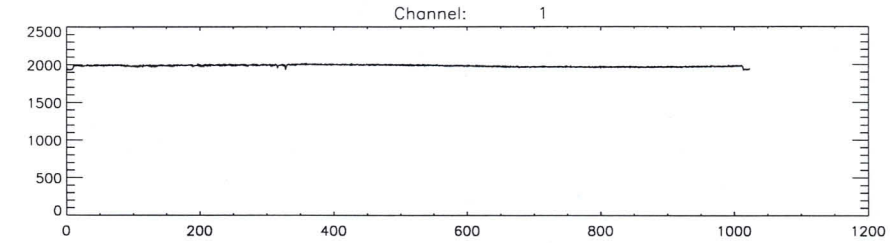
Channel: 1
2500
2000
1500
1000
500
0
0
200
400
600
800
1000
1200

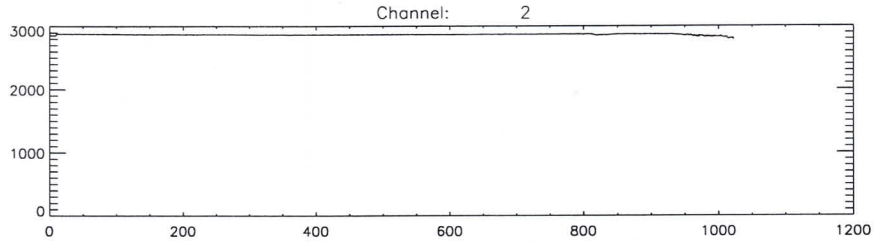
Channel: 2
3000
2000
1000
0
0
200
400
600
800
1000
1200

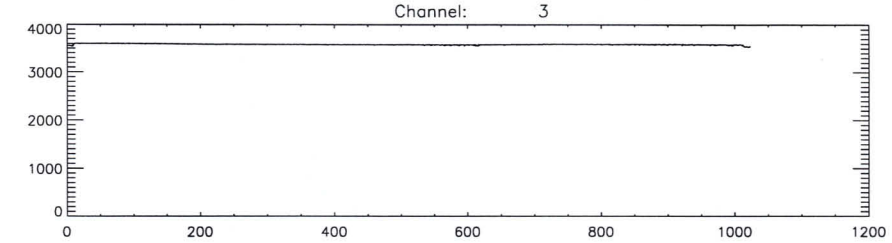
Channel: 3
4000
3000
2000
1000
0
0
200
400
600
800
1000
1200

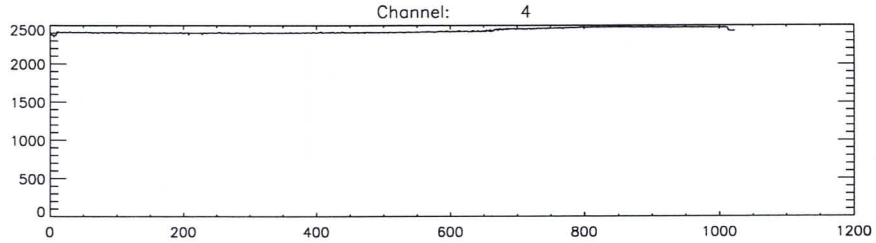
Channel: 4
2500
2000
1500
1000
500
0
0
200
400
600
800
1000
1200

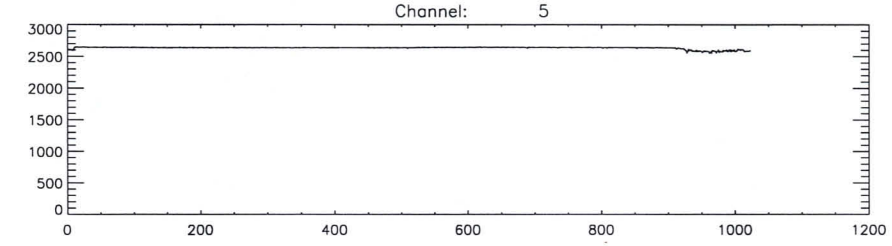
Channel: 5
3000
2500
2000
1500
1000
500
0
0
200
400
600
800
1000
1200

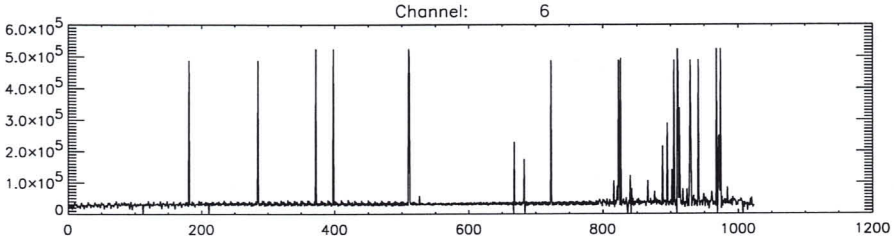
Channel: 6
6.0x10^5
5.0x10^5
4.0x10^5
3.0x10^5
2.0x10^5
1.0x10^5
0
0
200
400
600
800
1000
1200

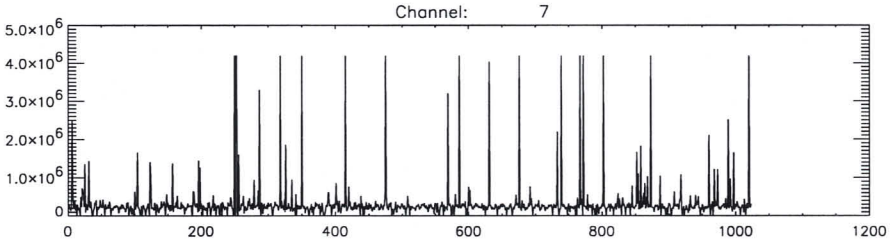
Channel: 7
5.0x10^6
4.0x10^6
3.0x10^6
2.0x10^6
1.0x10^6
0
0
200
400
600
800
1000
1200

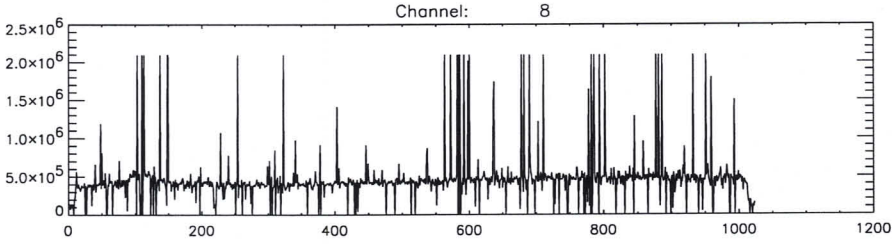
Channel: 8
2.5x10^6
2.0x10^6
1.5x10^6
1.0x10^6
5.0x10^5
0
0
200
400
600
800
1000
1200

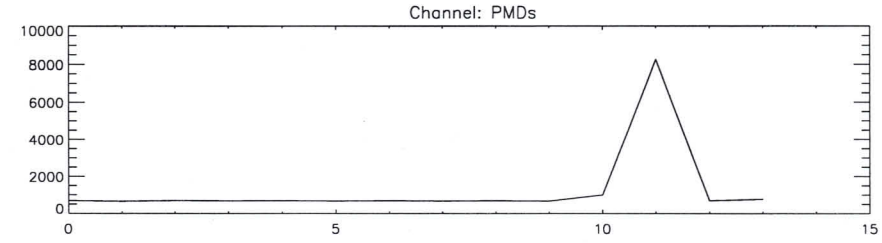
Channel: PMDs
10000
8000
6000
4000
2000
0
0
5
10
15

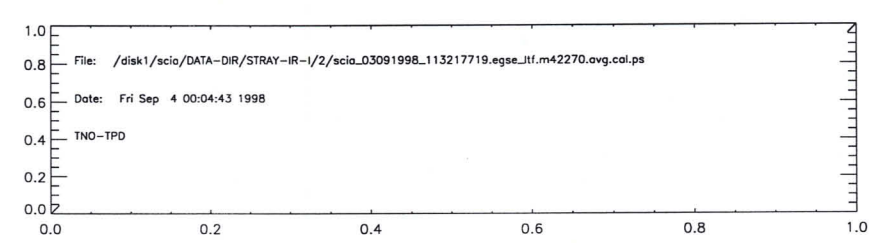
File: /disk1/scia/DATA-DIR/STRAY-IR-1/2/scia_03091998_113217719.egse_ltf.m42270.avg.cal.ps
Date: Fri Sep 4 00:04:43 1998
TNO-TPD
1.0
0.8
0.6
0.4
0.2
0.0
0.0
0.2
0.4
0.6
0.8
1.0

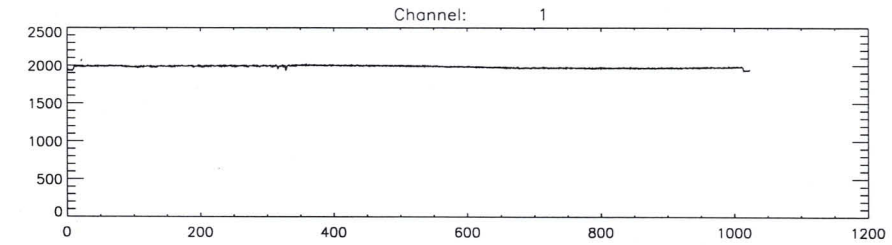
Channel: 1
2500
2000
1500
1000
500
0
0
200
400
600
800
1000
1200

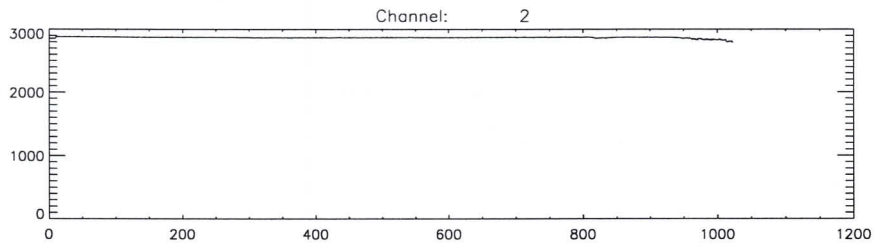
Channel: 2
3000
2000
1000
0
0
200
400
600
800
1000
1200

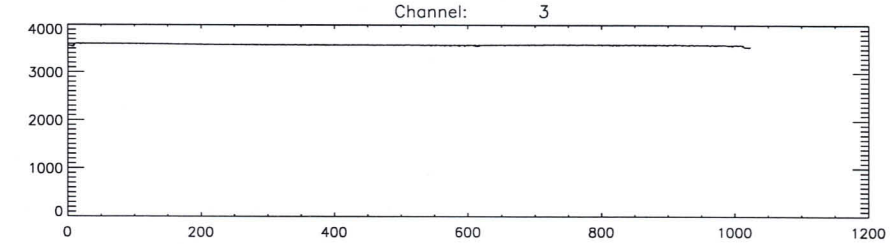
Channel: 3
4000
3000
2000
1000
0
0
200
400
600
800
1000
1200

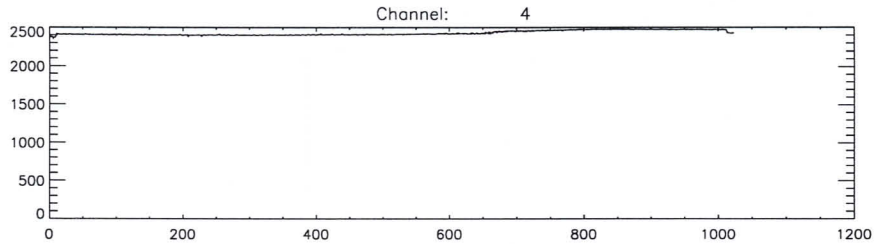
Channel: 4
2500
2000
1500
1000
500
0
0
200
400
600
800
1000
1200

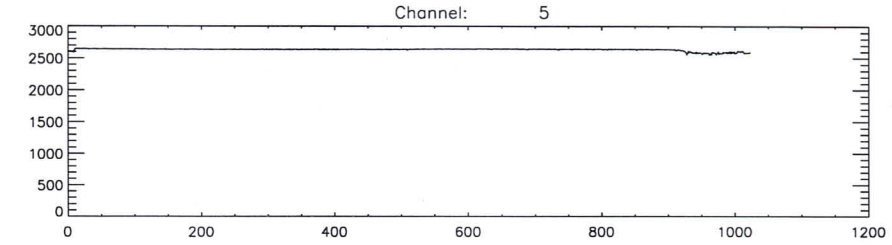
Channel: 5
3000
2500
2000
1500
1000
500
0
0
200
400
600
800
1000
1200

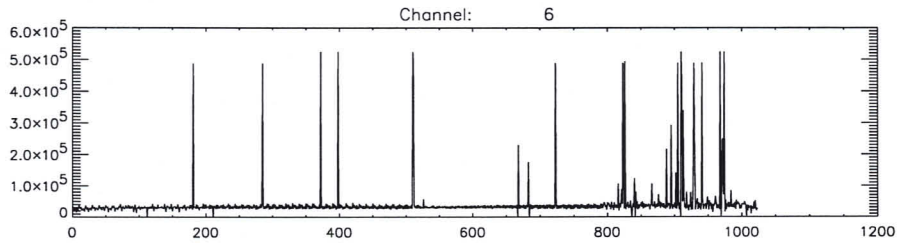
Channel: 6
6.0x10^5
5.0x10^5
4.0x10^5
3.0x10^5
2.0x10^5
1.0x10^5
0
0
200
400
600
800
1000
1200

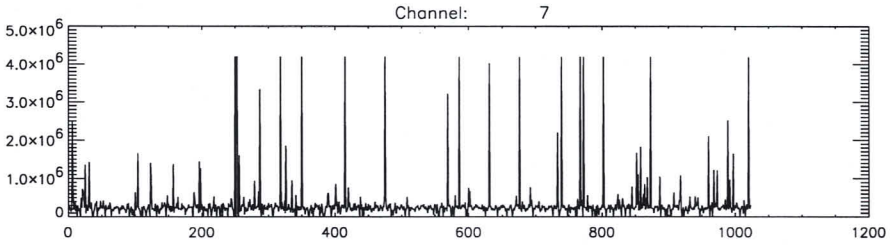
Channel: 7
5.0x10^6
4.0x10^6
3.0x10^6
2.0x10^6
1.0x10^6
0
0
200
400
600
800
1000
1200

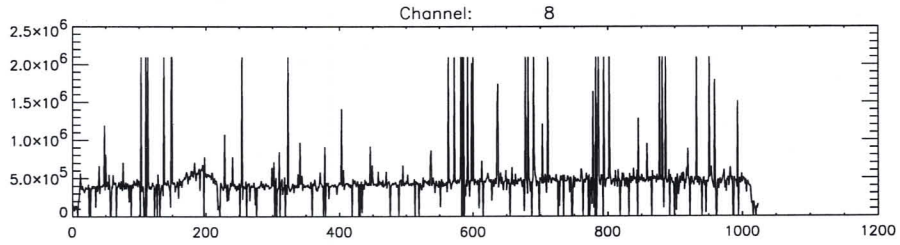
Channel: 8
2.5x10^6
2.0x10^6
1.5x10^6
1.0x10^6
5.0x10^5
0
0
200
400
600
800
1000
1200

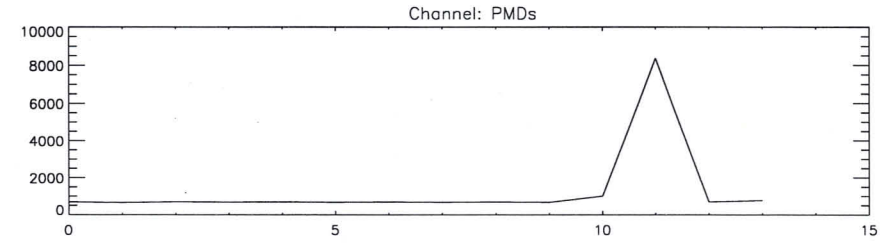
Channel: PMDs
10000
8000
6000
4000
2000
0
0
5
10
15

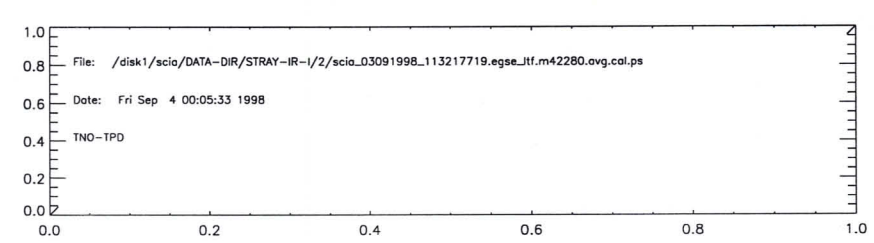
File: /disk1/scia/DATA-DIR/STRAY-IR-1/2/scia_03091998_113217719.egse_ltf.m42280.avg.cal.ps
Date: Fri Sep 4 00:05:33 1998
TNO-TPD
1.0
0.8
0.6
0.4
0.2
0.0
0.0
0.2
0.4
0.6
0.8
1.0

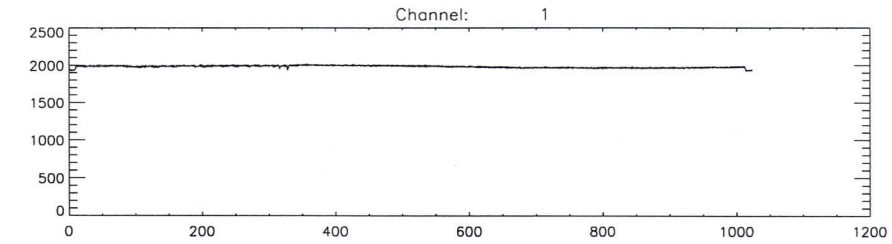
Channel: 1
2500
2000
1500
1000
500
0
0
200
400
600
800
1000
1200

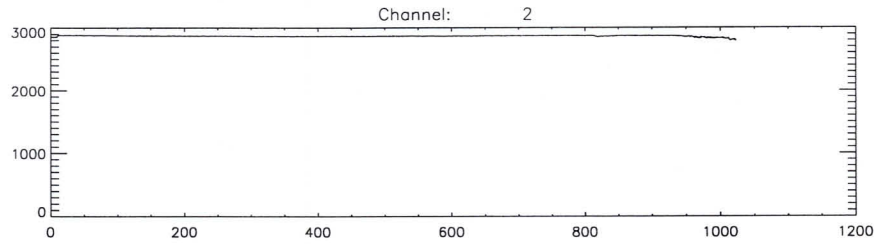
Channel: 2
3000
2000
1000
0
0
200
400
600
800
1000
1200

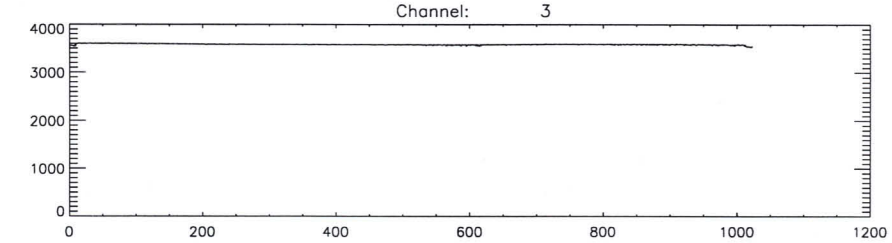
Channel: 3
4000
3000
2000
1000
0
0
200
400
600
800
1000
1200

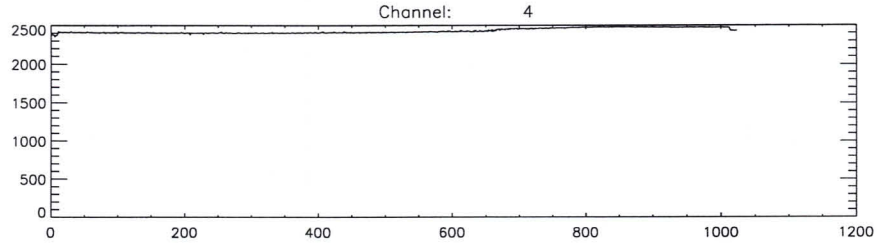
Channel: 4
2500
2000
1500
1000
500
0
0
200
400
600
800
1000
1200

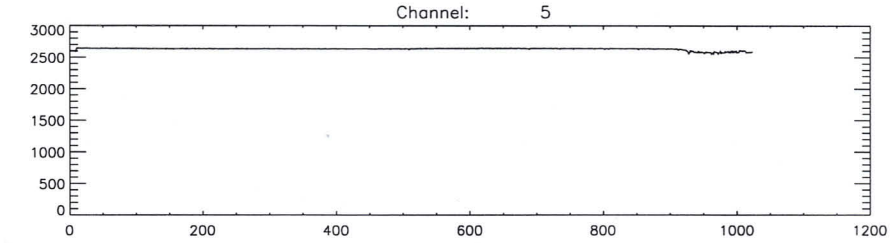
Channel: 5
3000
2500
2000
1500
1000
500
0
0
200
400
600
800
1000
1200

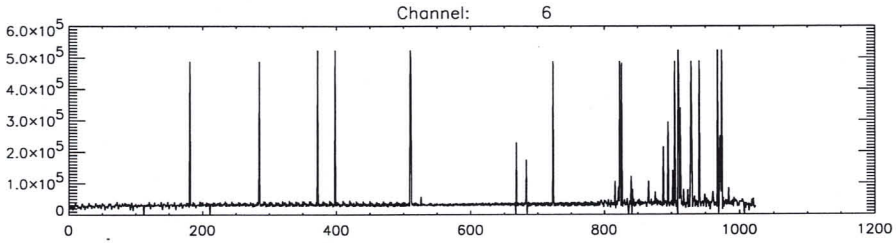
Channel: 6
6.0x10^5
5.0x10^5
4.0x10^5
3.0x10^5
2.0x10^5
1.0x10^5
0
0
200
400
600
800
1000
1200

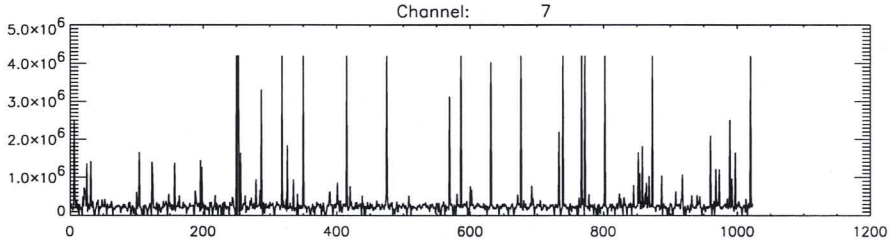
Channel: 7
5.0x10^6
4.0x10^6
3.0x10^6
2.0x10^6
1.0x10^6
0
0
200
400
600
800
1000
1200

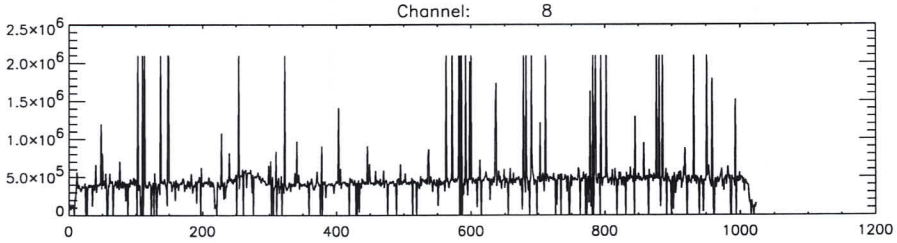
Channel: 8
2.5x10^6
2.0x10^6
1.5x10^6
1.0x10^6
5.0x10^5
0
0
200
400
600
800
1000
1200

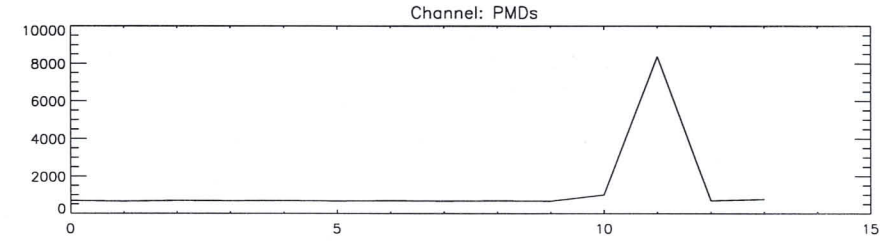
Channel: PMDs
10000
8000
6000
4000
2000
0
0
5
10
15

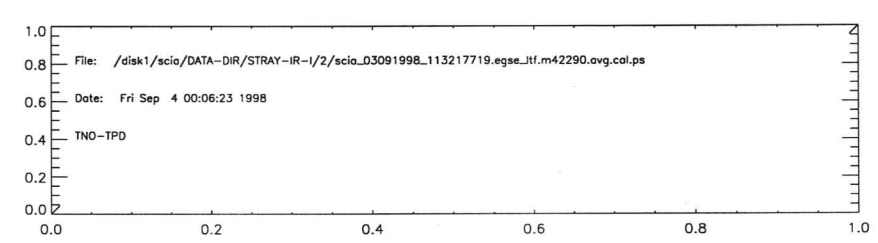
File: /disk1/scia/DATA-DIR/STRAY-IR-1/2/scia_03091998_113217719.egse_itf.m42290.avg.cal.ps
Date: Fri Sep 4 00:06:23 1998
TNO-TPD
1.0
0.8
0.6
0.4
0.2
0.0
0.0
0.2
0.4
0.6
0.8
1.0

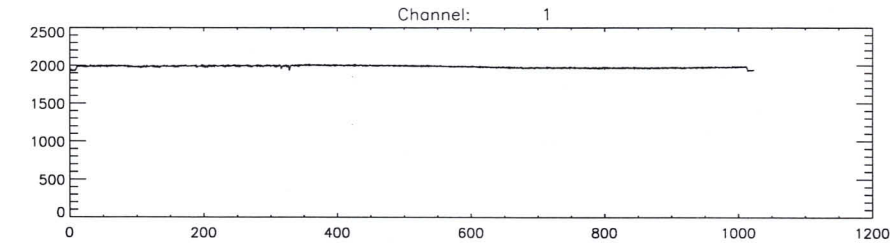
Channel: 1

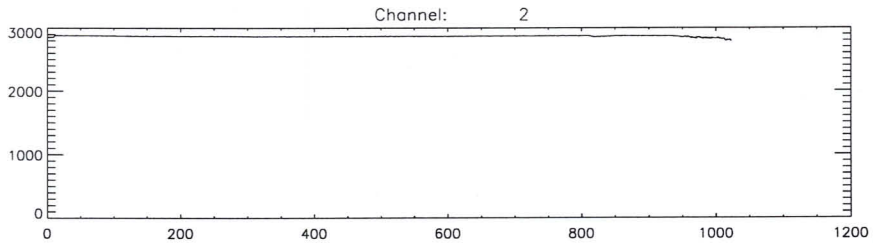
Channel: 2

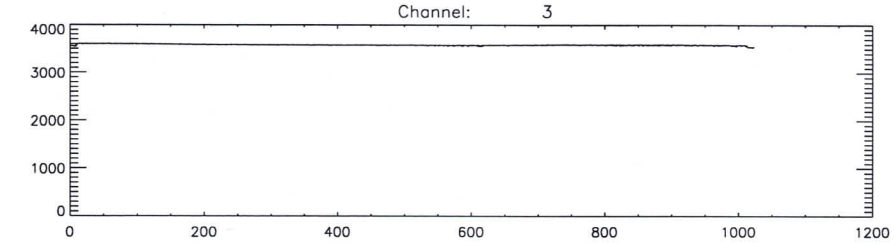
Channel: 3

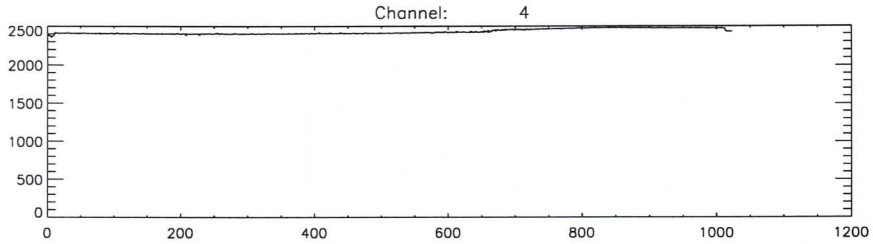
Channel: 4

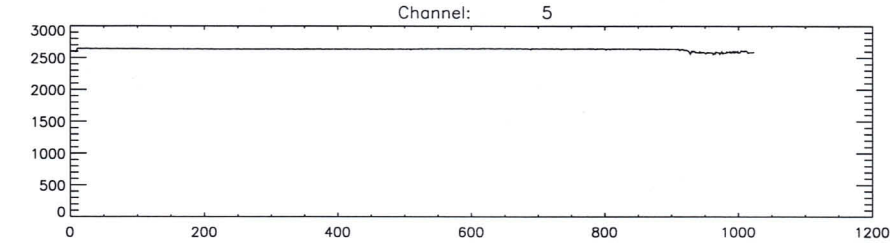
Channel: 5

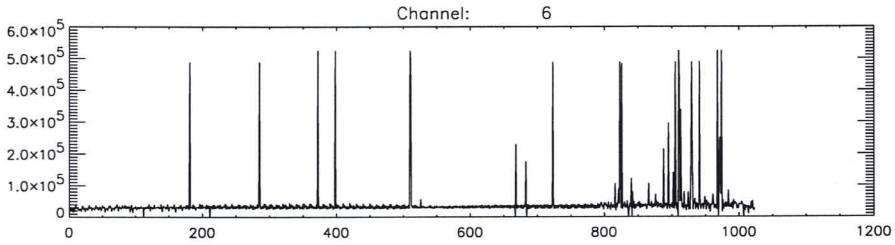
Channel: 6

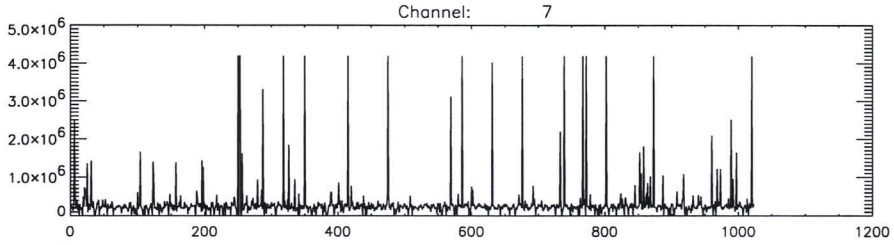
Channel: 7

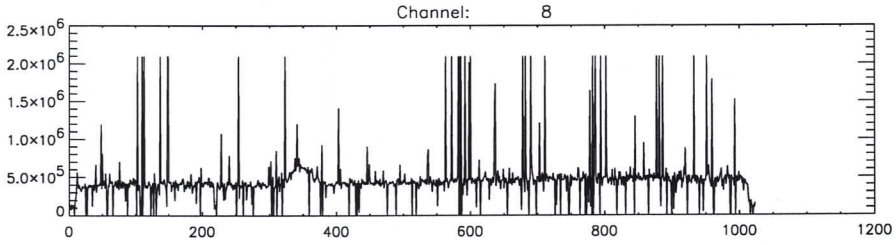
Channel: 8

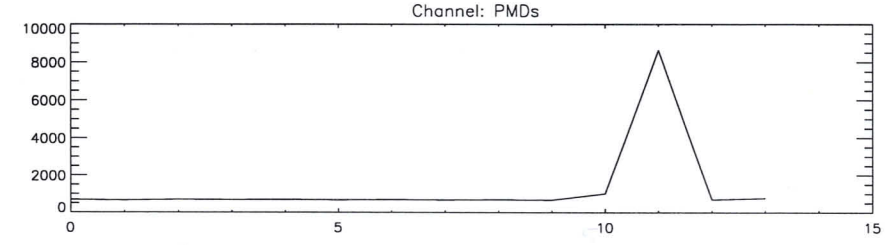
Channel: PMDs

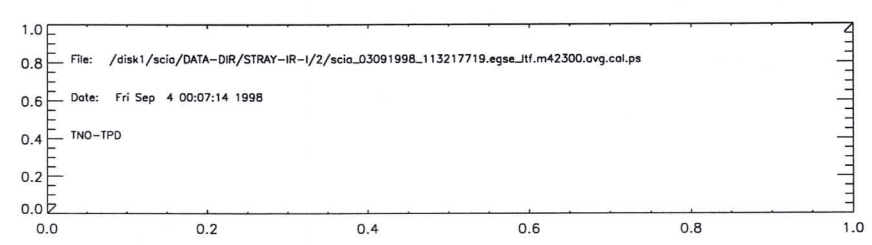
File: /disk1/scia/DATA-DIR/STRAY-IR-1/2/scia_03091998_113217719.egse_itf.m42300.avg.cal.ps
Date: Fri Sep 4 00:07:14 1998
TNO-TPD

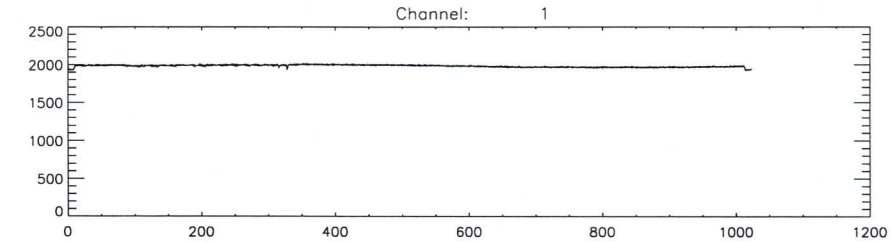
Channel: 1
2500
2000
1500
1000
500
0
0
200
400
600
800
1000
1200

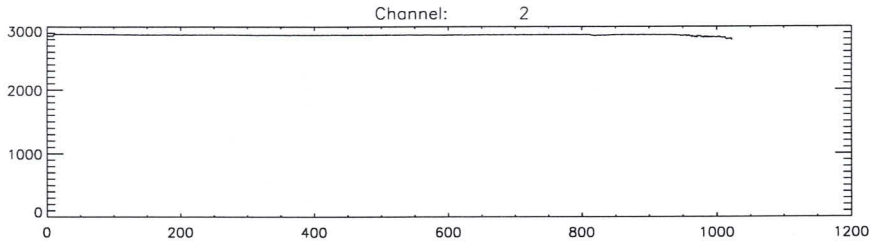
Channel: 2
3000
2000
1000
0
0
200
400
600
800
1000
1200

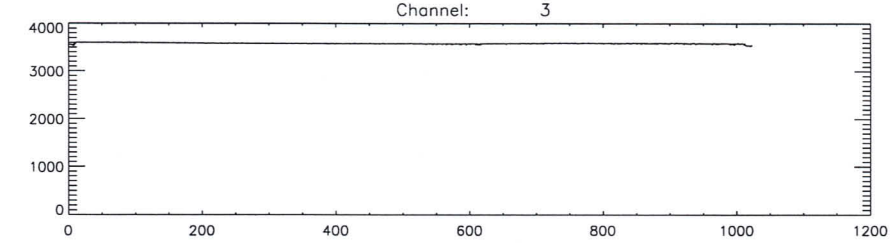
Channel: 3
4000
3000
2000
1000
0
0
200
400
600
800
1000
1200

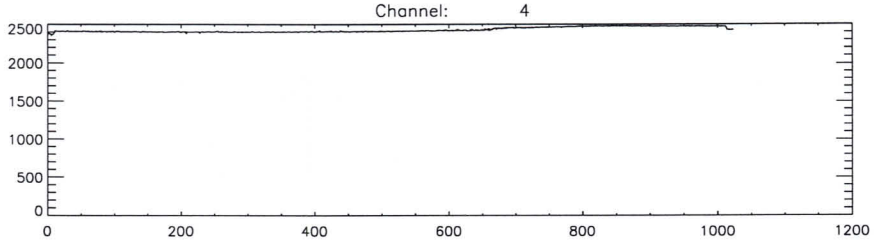
Channel: 4
2500
2000
1500
1000
500
0
0
200
400
600
800
1000
1200

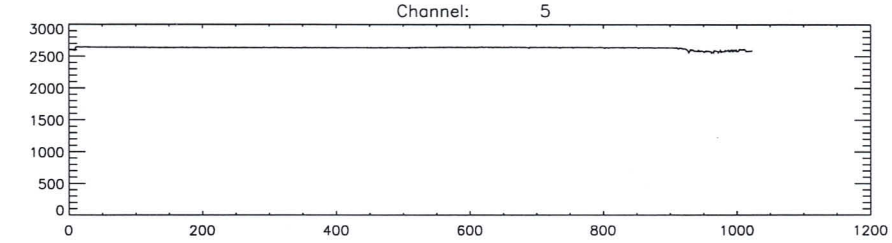
Channel: 5
3000
2500
2000
1500
1000
500
0
0
200
400
600
800
1000
1200

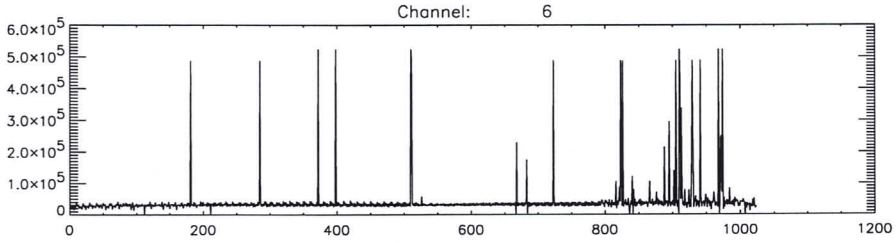
Channel: 6
6.0x10^5
5.0x10^5
4.0x10^5
3.0x10^5
2.0x10^5
1.0x10^5
0
0
200
400
600
800
1000
1200

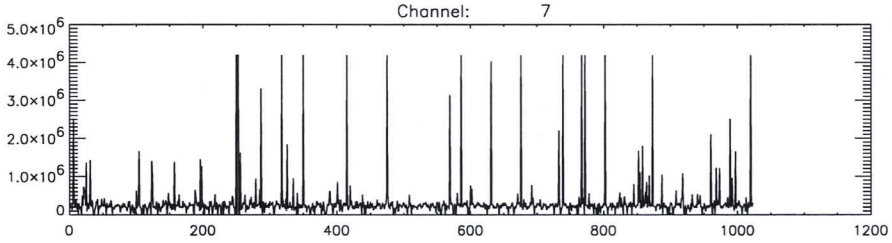
Channel: 7
5.0x10^6
4.0x10^6
3.0x10^6
2.0x10^6
1.0x10^6
0
0
200
400
600
800
1000
1200

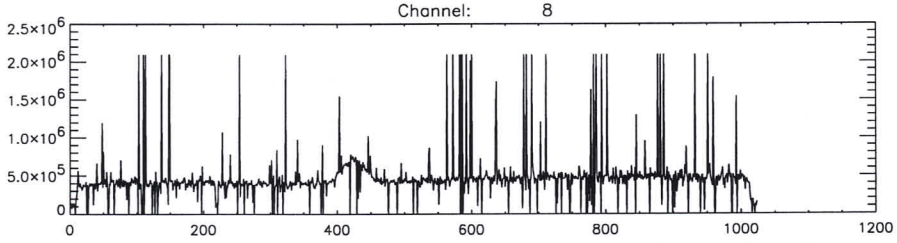
Channel: 8
2.5x10^6
2.0x10^6
1.5x10^6
1.0x10^6
5.0x10^5
0
0
200
400
600
800
1000
1200

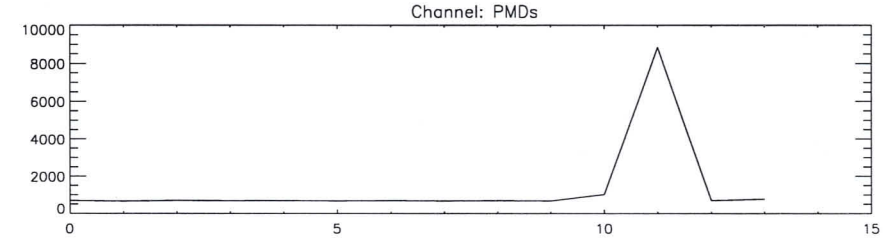
Channel: PMDs
10000
8000
6000
4000
2000
0
0
5
10
15

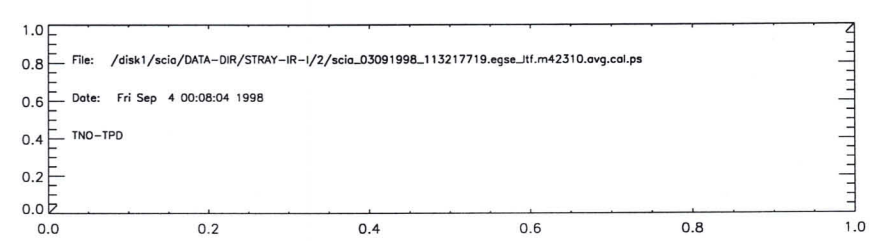
File: /disk1/scia/DATA-DIR/STRAY-IR-1/2/scia_03091998_113217719.egse_itf.m42310.avg.cal.ps
Date: Fri Sep 4 00:08:04 1998
TNO-TPD
1.0
0.8
0.6
0.4
0.2
0.0
0.0
0.2
0.4
0.6
0.8
1.0

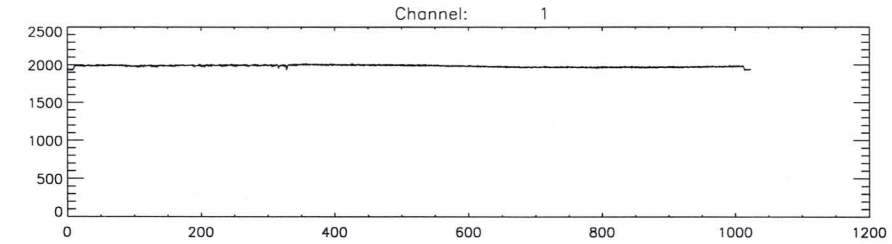
Channel: 1
2500
2000
1500
1000
500
0
0
200
400
600
800
1000
1200

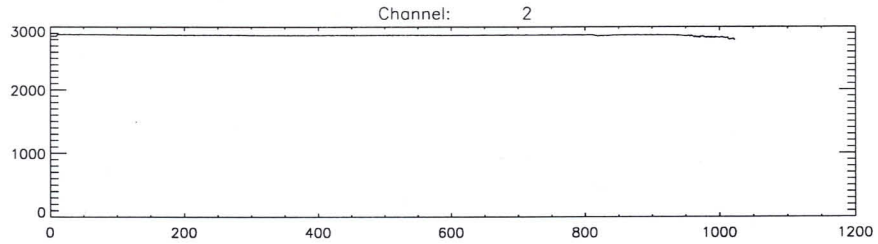
Channel: 2
3000
2000
1000
0
0
200
400
600
800
1000
1200

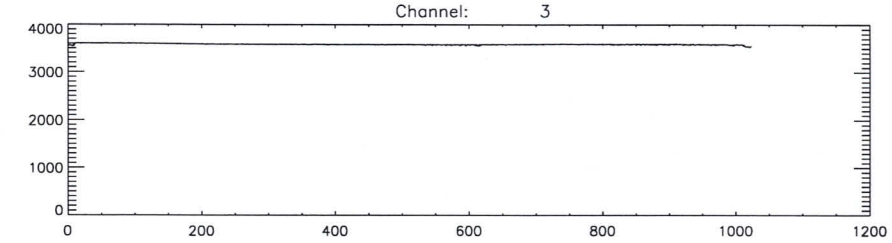
Channel: 3
4000
3000
2000
1000
0
0
200
400
600
800
1000
1200

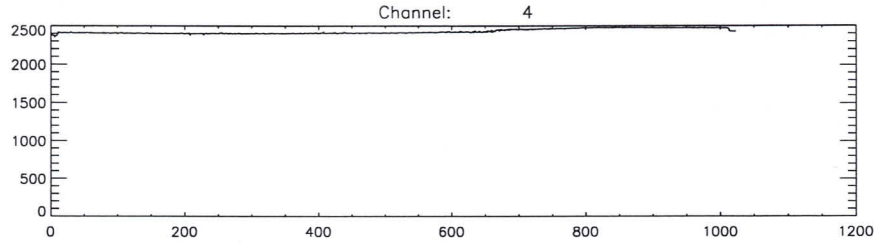
Channel: 4
2500
2000
1500
1000
500
0
0
200
400
600
800
1000
1200

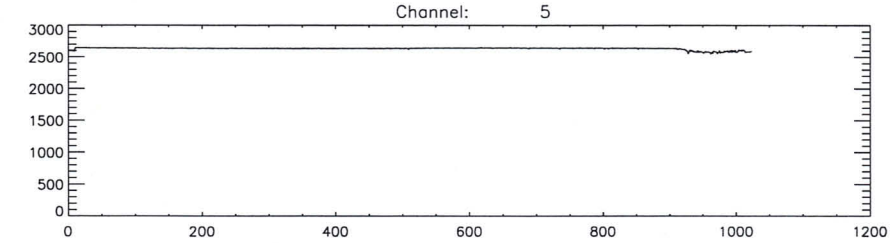
Channel: 5
3000
2500
2000
1500
1000
500
0
0
200
400
600
800
1000
1200

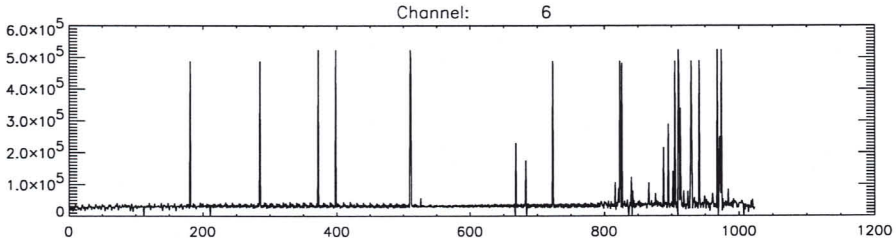
Channel: 6
6.0x10^5
5.0x10^5
4.0x10^5
3.0x10^5
2.0x10^5
1.0x10^5
0
0
200
400
600
800
1000
1200

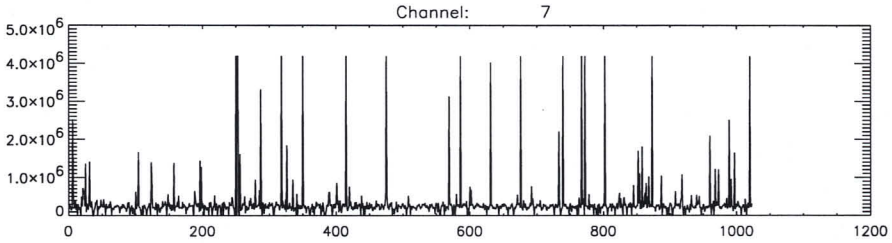
Channel: 7
5.0x10^6
4.0x10^6
3.0x10^6
2.0x10^6
1.0x10^6
0
0
200
400
600
800
1000
1200

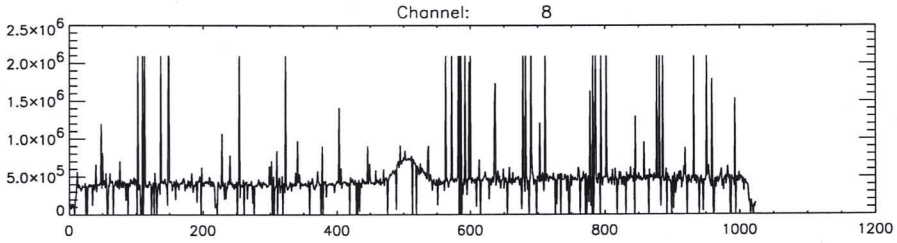
Channel: 8
2.5x10^6
2.0x10^6
1.5x10^6
1.0x10^6
5.0x10^5
0
0
200
400
600
800
1000
1200

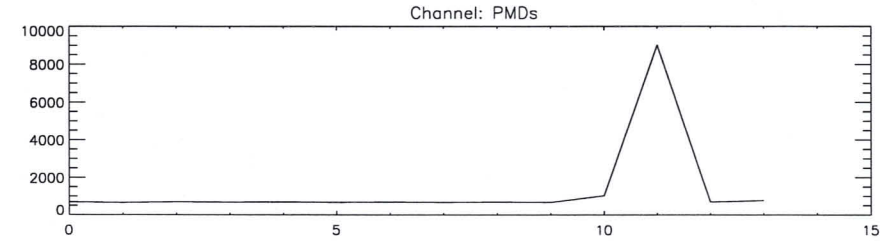
Channel: PMDs
10000
8000
6000
4000
2000
0
0
5
10
15

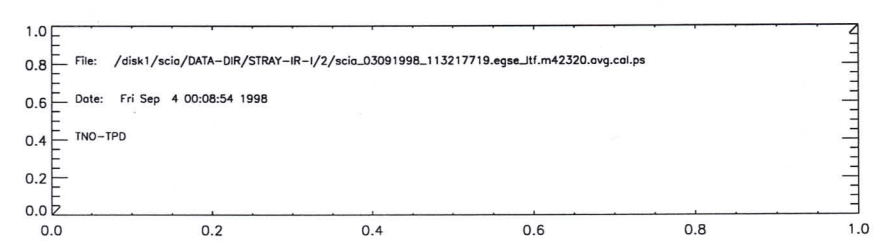
File: /disk1/scia/DATA-DIR/STRAY-IR-1/2/scia_03091998_113217719.egse_itf.m42320.avg.cal.ps
Date: Fri Sep 4 00:08:54 1998
TNO-TPD
1.0
0.8
0.6
0.4
0.2
0.0
0.0
0.2
0.4
0.6
0.8
1.0

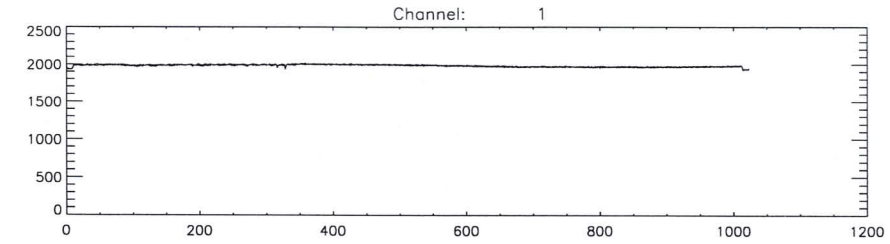
Channel: 1
2500
2000
1500
1000
500
0
0
200
400
600
800
1000
1200

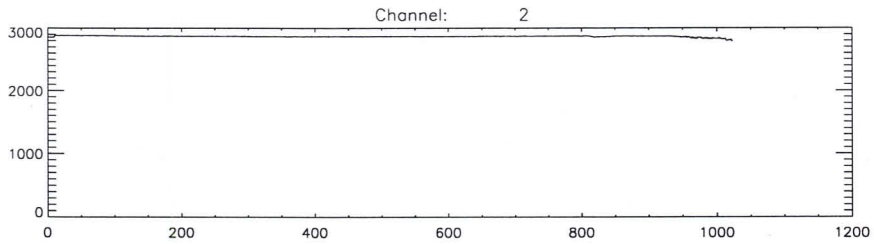
Channel: 2
3000
2000
1000
0
0
200
400
600
800
1000
1200

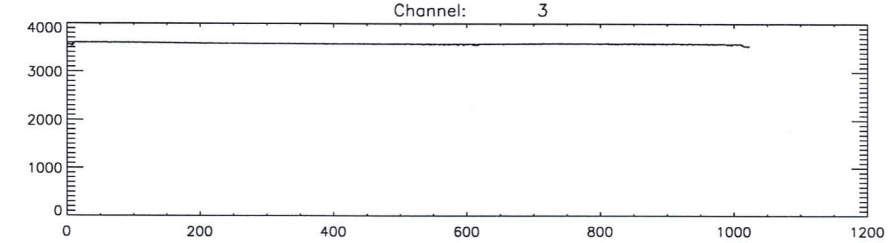
Channel: 3
4000
3000
2000
1000
0
0
200
400
600
800
1000
1200

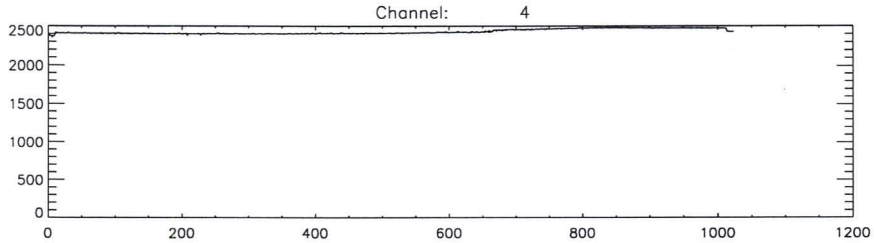
Channel: 4
2500
2000
1500
1000
500
0
0
200
400
600
800
1000
1200

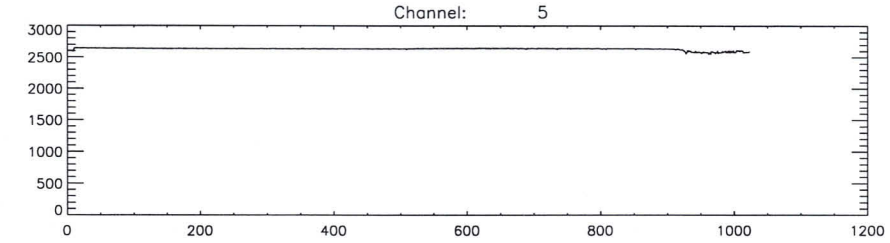
Channel: 5
3000
2500
2000
1500
1000
500
0
0
200
400
600
800
1000
1200

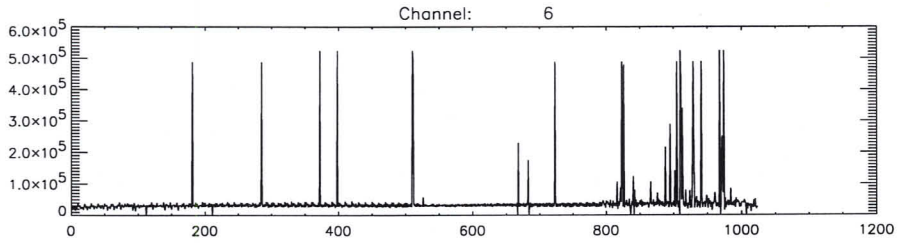
Channel: 6
6.0x10^5
5.0x10^5
4.0x10^5
3.0x10^5
2.0x10^5
1.0x10^5
0
0
200
400
600
800
1000
1200

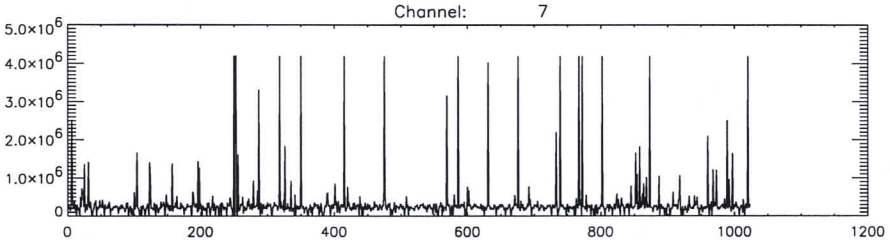
Channel: 7
5.0x10^6
4.0x10^6
3.0x10^6
2.0x10^6
1.0x10^6
0
0
200
400
600
800
1000
1200

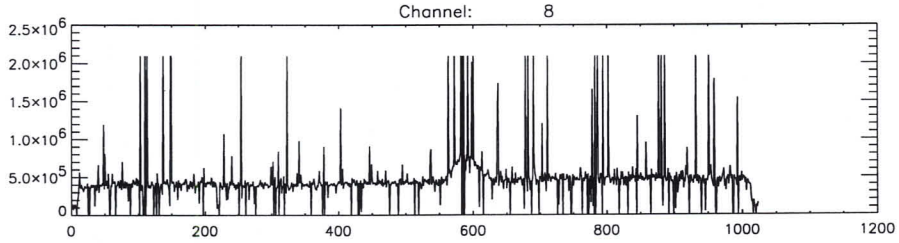
Channel: 8
2.5x10^6
2.0x10^6
1.5x10^6
1.0x10^6
5.0x10^5
0
0
200
400
600
800
1000
1200

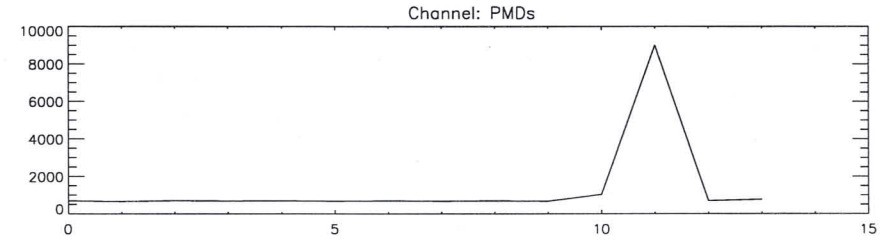
Channel: PMDs
10000
8000
6000
4000
2000
0
0
5
10
15

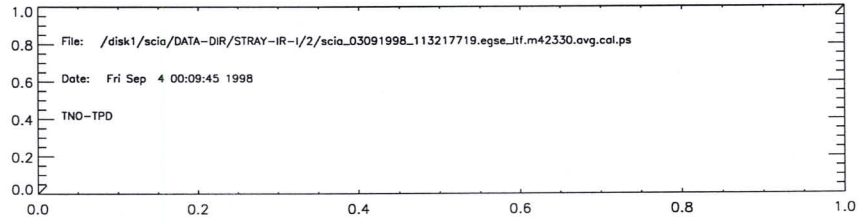
File: /disk1/scia/DATA-DIR/STRAY-IR-1/2/scia_03091998_113217719.egse_itf.m42330.avg.cal.ps
Date: Fri Sep 4 00:09:45 1998
TNO-TPD
1.0
0.8
0.6
0.4
0.2
0.0
0.0
0.2
0.4
0.6
0.8
1.0

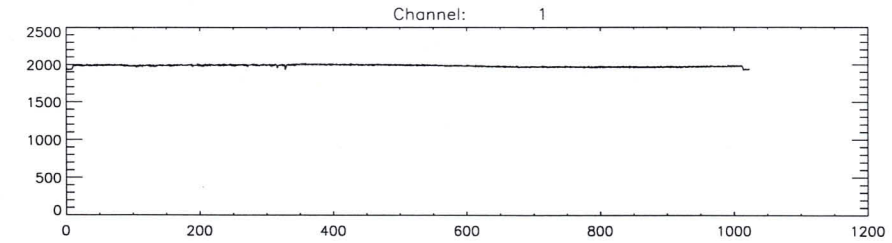
Channel: 1
2500
2000
1500
1000
500
0
0
200
400
600
800
1000
1200

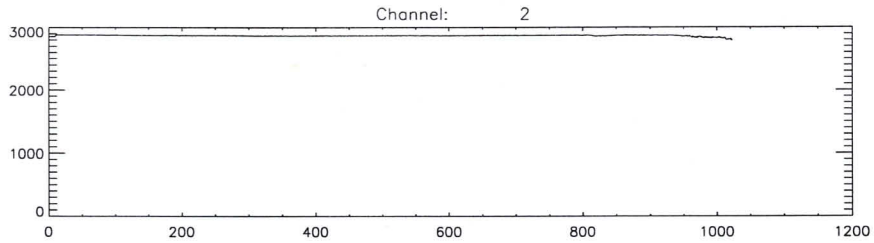
Channel: 2
3000
2000
1000
0
0
200
400
600
800
1000
1200

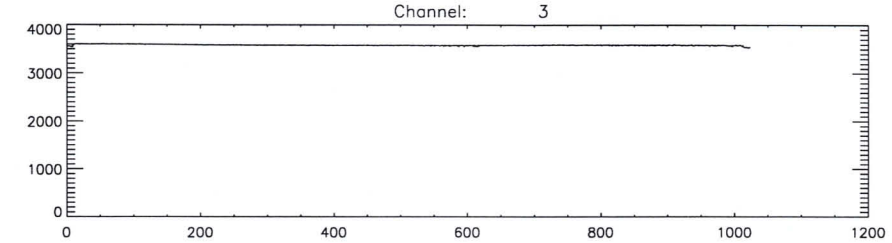
Channel: 3
4000
3000
2000
1000
0
0
200
400
600
800
1000
1200

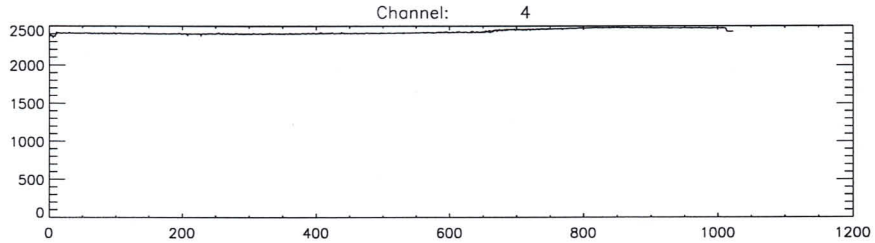
Channel: 4
2500
2000
1500
1000
500
0
0
200
400
600
800
1000
1200

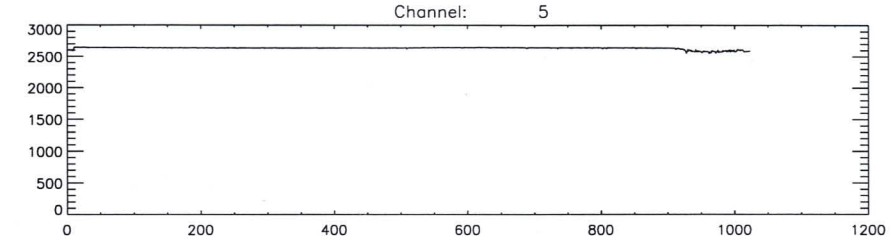
Channel: 5
3000
2500
2000
1500
1000
500
0
0
200
400
600
800
1000
1200

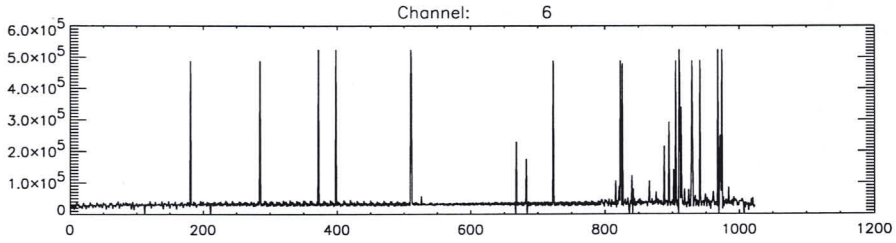
Channel: 6
6.0x10^5
5.0x10^5
4.0x10^5
3.0x10^5
2.0x10^5
1.0x10^5
0
0
200
400
600
800
1000
1200

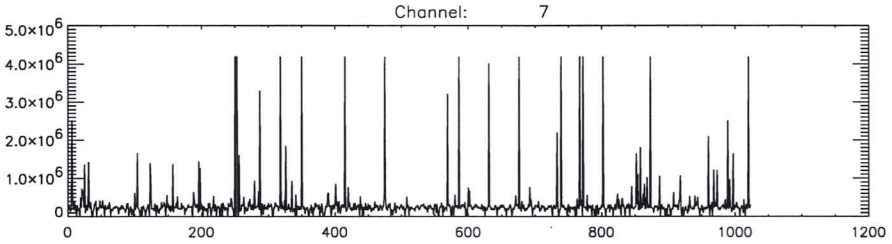
Channel: 7
5.0x10^6
4.0x10^6
3.0x10^6
2.0x10^6
1.0x10^6
0
0
200
400
600
800
1000
1200

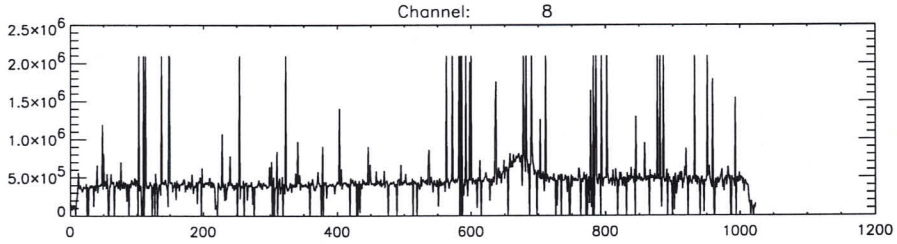
Channel: 8
2.5x10^6
2.0x10^6
1.5x10^6
1.0x10^6
5.0x10^5
0
0
200
400
600
800
1000
1200

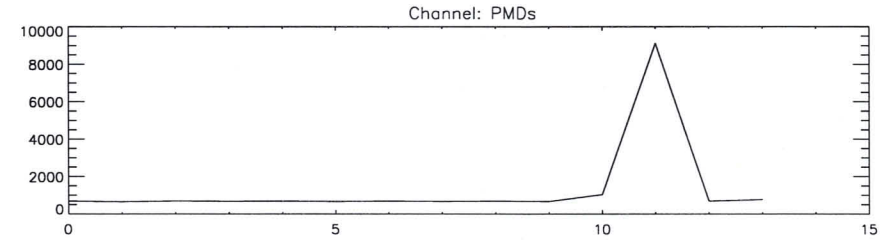
Channel: PMDs
10000
8000
6000
4000
2000
0
0
5
10
15

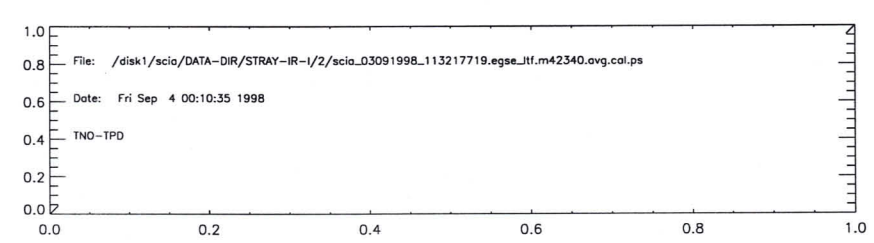
File: /disk1/scia/DATA-DIR/STRAY-IR-1/2/scia_03091998_113217719.egse_ltf.m42340.avg.cal.ps
Date: Fri Sep 4 00:10:35 1998
TNO-TPD
1.0
0.8
0.6
0.4
0.2
0.0
0.0
0.2
0.4
0.6
0.8
1.0

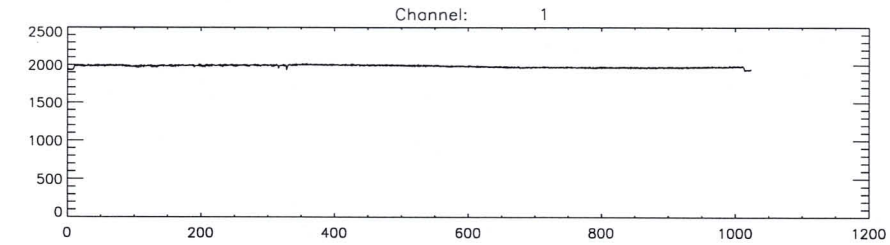
Channel: 1
2500
2000
1500
1000
500
0
0
200
400
600
800
1000
1200

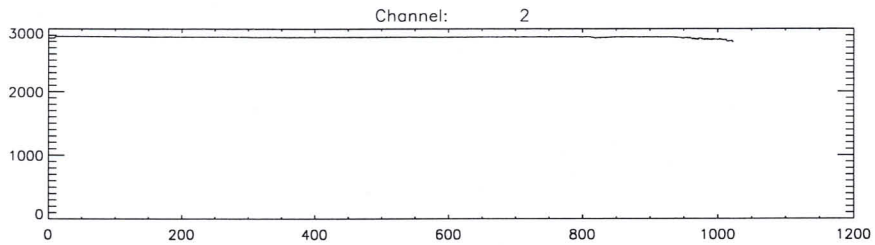
Channel: 2
3000
2000
1000
0
0
200
400
600
800
1000
1200

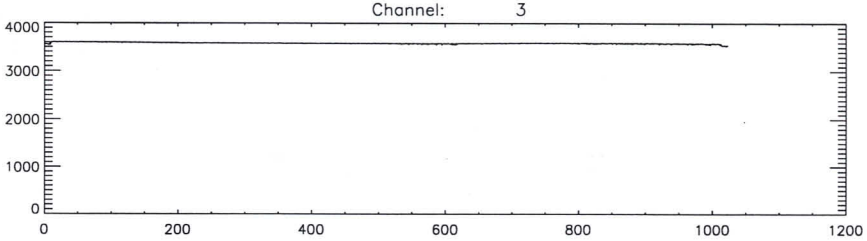
Channel: 3
4000
3000
2000
1000
0
0
200
400
600
800
1000
1200

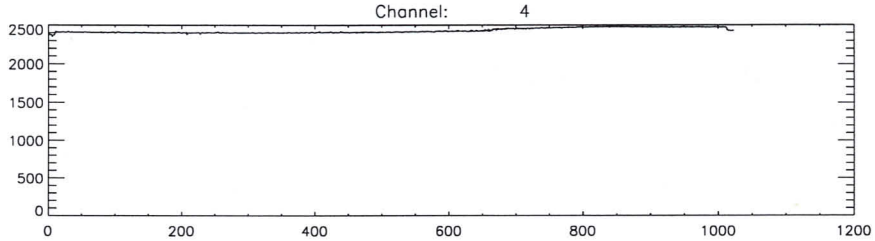
Channel: 4
2500
2000
1500
1000
500
0
0
200
400
600
800
1000
1200

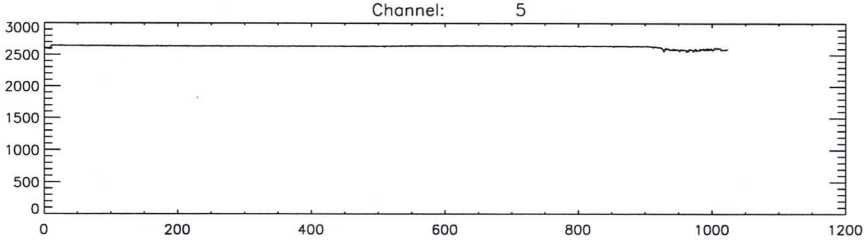
Channel: 5
3000
2500
2000
1500
1000
500
0
0
200
400
600
800
1000
1200

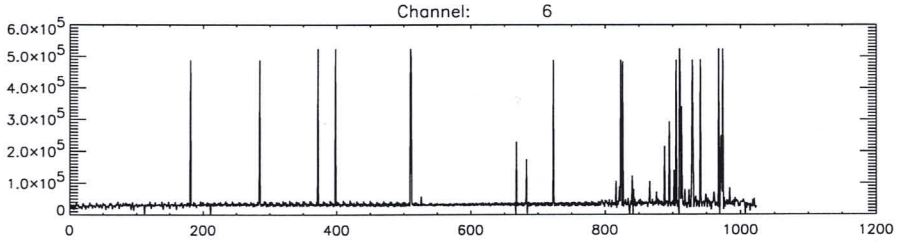
Channel: 6
6.0x10^5
5.0x10^5
4.0x10^5
3.0x10^5
2.0x10^5
1.0x10^5
0
0
200
400
600
800
1000
1200

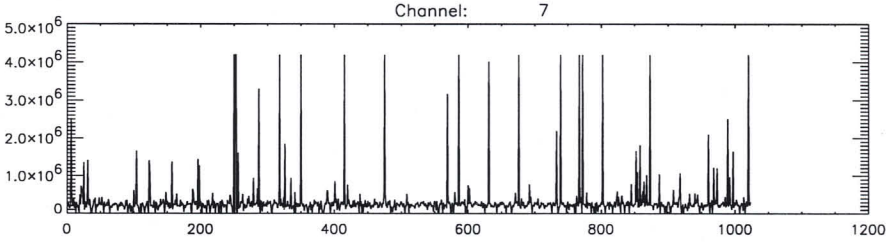
Channel: 7
5.0x10^6
4.0x10^6
3.0x10^6
2.0x10^6
1.0x10^6
0
0
200
400
600
800
1000
1200

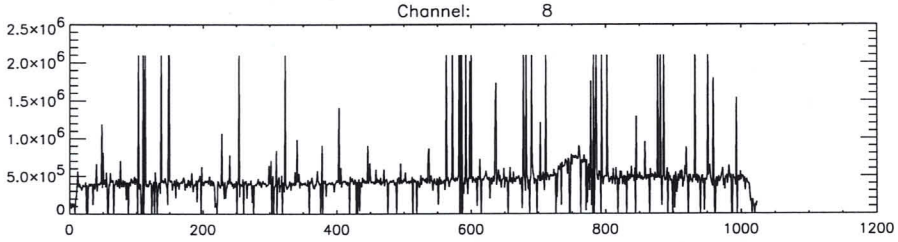
Channel: 8
2.5x10^6
2.0x10^6
1.5x10^6
1.0x10^6
5.0x10^5
0
0
200
400
600
800
1000
1200

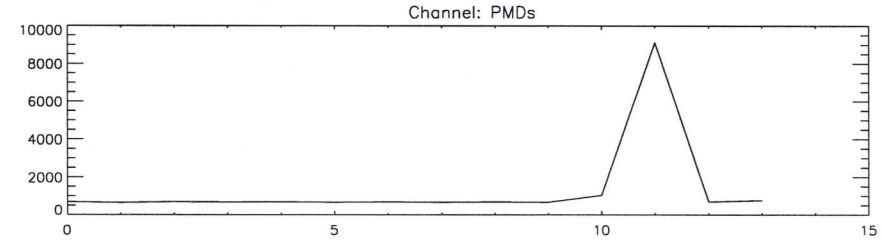
Channel: PMDs
10000
8000
6000
4000
2000
0
0
5
10
15

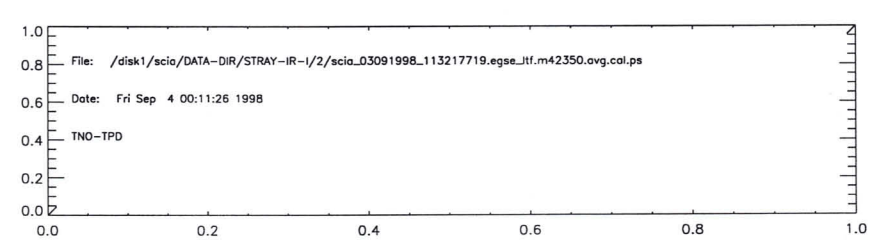
File: /disk1/scia/DATA-DIR/STRAY-IR-1/2/scia_03091998_113217719.egse_itf.m42350.avg.cal.ps
Date: Fri Sep 4 00:11:26 1998
TNO-TPD
1.0
0.8
0.6
0.4
0.2
0.0
0.0
0.2
0.4
0.6
0.8
1.0

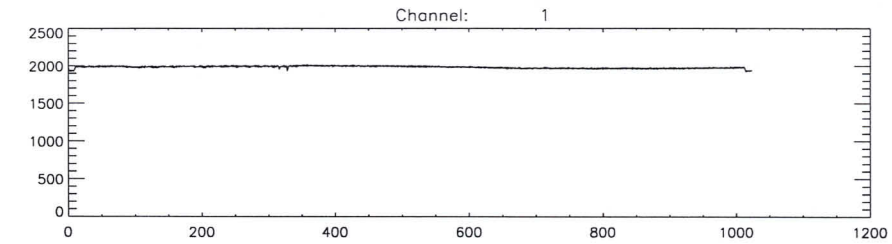
Channel: 1
2500
2000
1500
1000
500
0
0
200
400
600
800
1000
1200

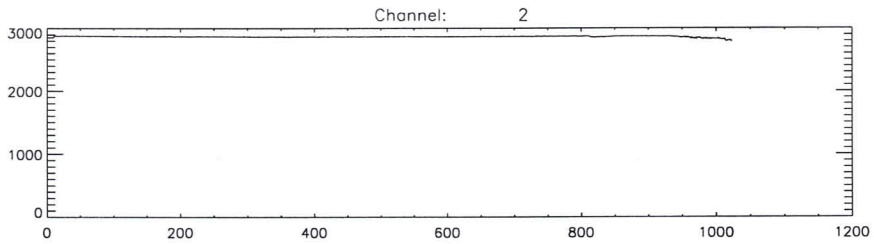
Channel: 2
3000
2000
1000
0
0
200
400
600
800
1000
1200

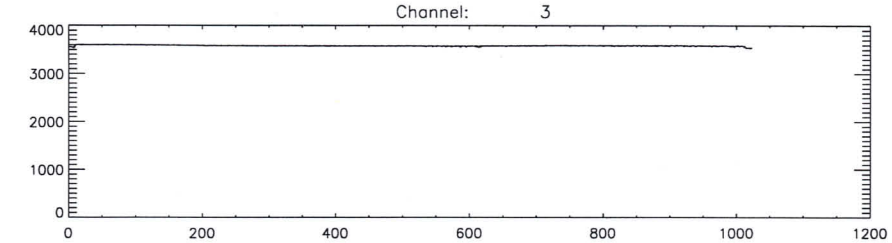
Channel: 3
4000
3000
2000
1000
0
0
200
400
600
800
1000
1200

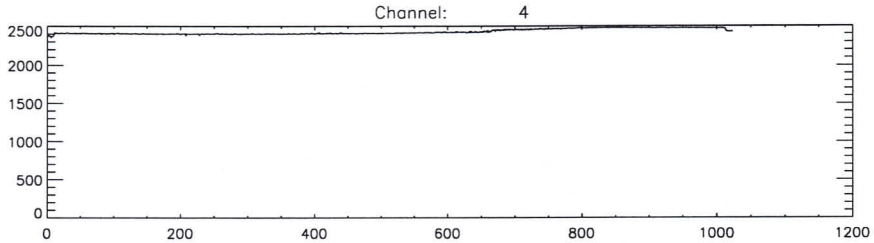
Channel: 4
2500
2000
1500
1000
500
0
0
200
400
600
800
1000
1200

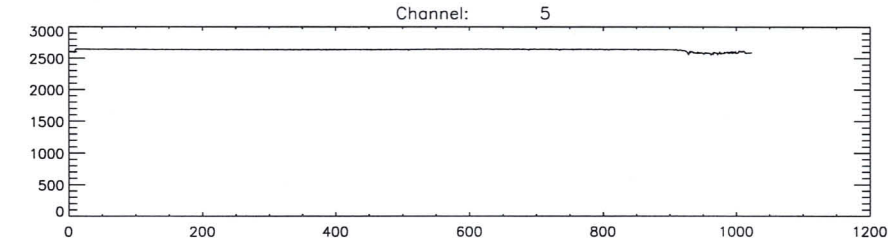
Channel: 5
3000
2500
2000
1500
1000
500
0
0
200
400
600
800
1000
1200

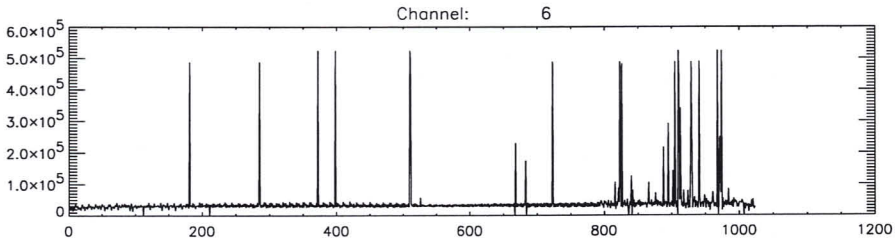
Channel: 6
6.0x10^5
5.0x10^5
4.0x10^5
3.0x10^5
2.0x10^5
1.0x10^5
0
0
200
400
600
800
1000
1200

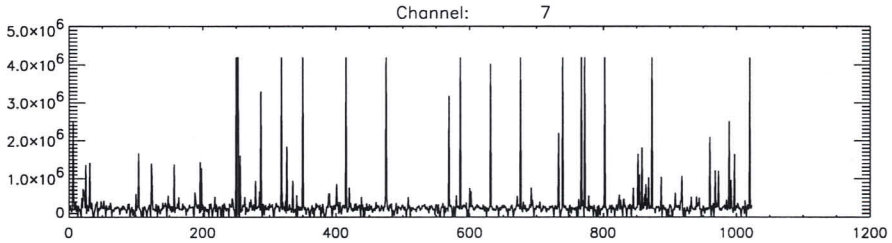
Channel: 7
5.0x10^6
4.0x10^6
3.0x10^6
2.0x10^6
1.0x10^6
0
0
200
400
600
800
1000
1200

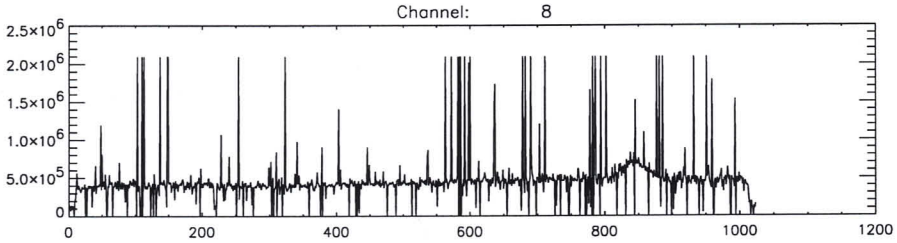
Channel: 8
2.5x10^6
2.0x10^6
1.5x10^6
1.0x10^6
5.0x10^5
0
0
200
400
600
800
1000
1200

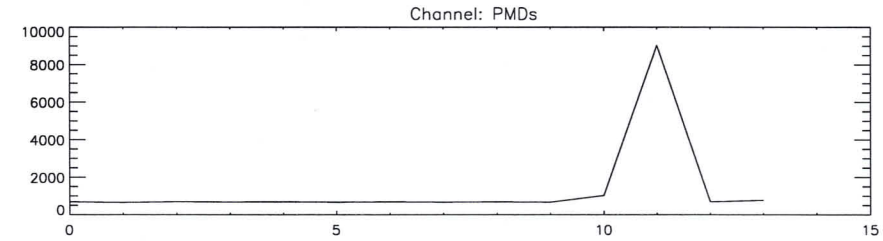
Channel: PMDs
10000
8000
6000
4000
2000
0
0
5
10
15

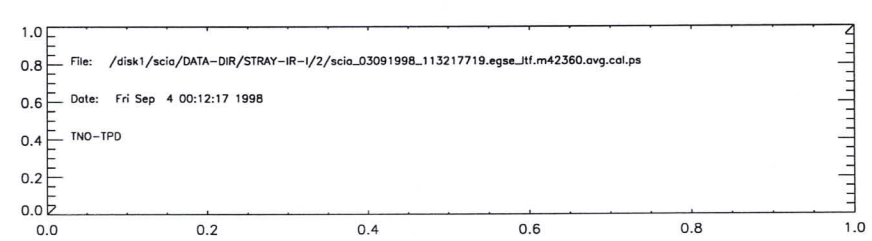
File: /disk1/scia/DATA-DIR/STRAY-IR-1/2/scia_03091998_113217719.egse_itf.m42360.avg.cal.ps
Date: Fri Sep 4 00:12:17 1998
TNO-TPD
1.0
0.8
0.6
0.4
0.2
0.0
0.0
0.2
0.4
0.6
0.8
1.0

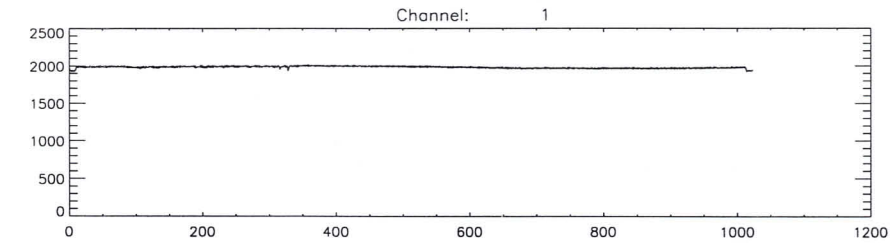
Channel: 1
2500
2000
1500
1000
500
0
0
200
400
600
800
1000
1200

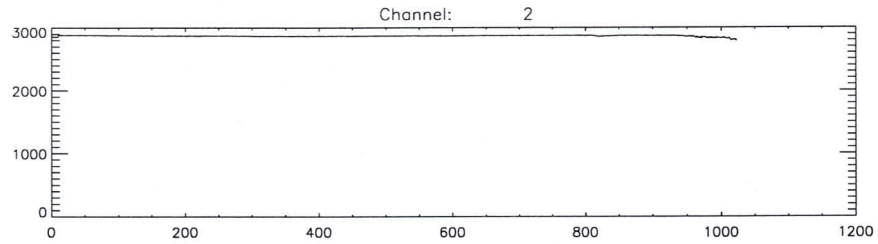
Channel: 2
3000
2000
1000
0
0
200
400
600
800
1000
1200

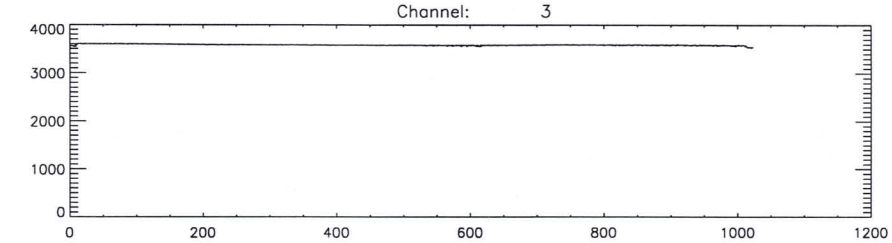
Channel: 3
4000
3000
2000
1000
0
0
200
400
600
800
1000
1200

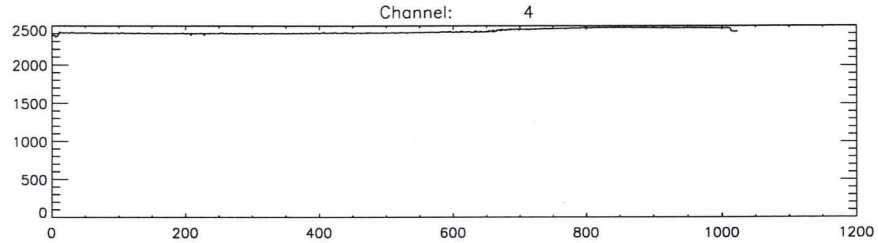
Channel: 4
2500
2000
1500
1000
500
0
0
200
400
600
800
1000
1200

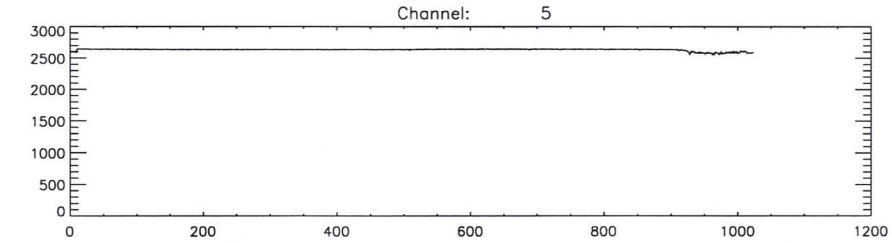
Channel: 5
3000
2500
2000
1500
1000
500
0
0
200
400
600
800
1000
1200

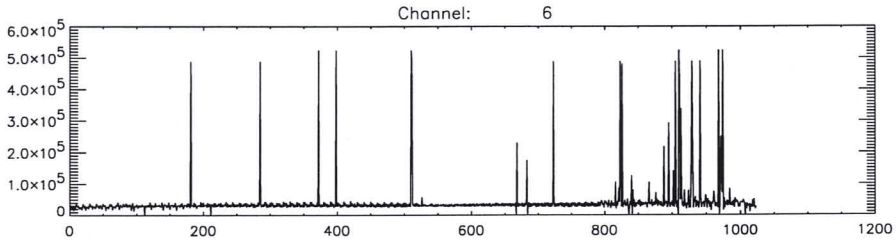
Channel: 6
6.0x10^5
5.0x10^5
4.0x10^5
3.0x10^5
2.0x10^5
1.0x10^5
0
0
200
400
600
800
1000
1200

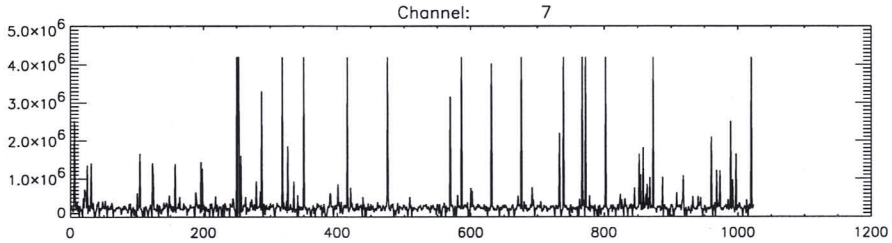
Channel: 7
5.0x10^6
4.0x10^6
3.0x10^6
2.0x10^6
1.0x10^6
0
0
200
400
600
800
1000
1200

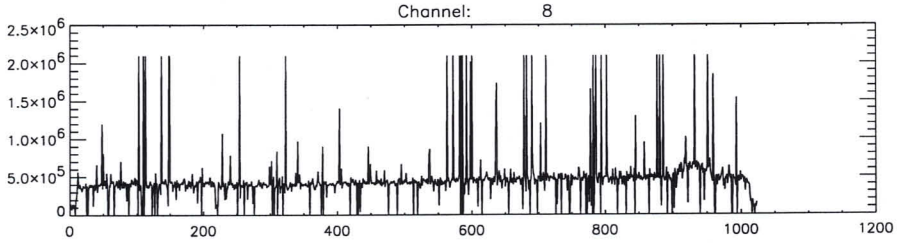
Channel: 8
2.5x10^6
2.0x10^6
1.5x10^6
1.0x10^6
5.0x10^5
0
0
200
400
600
800
1000
1200

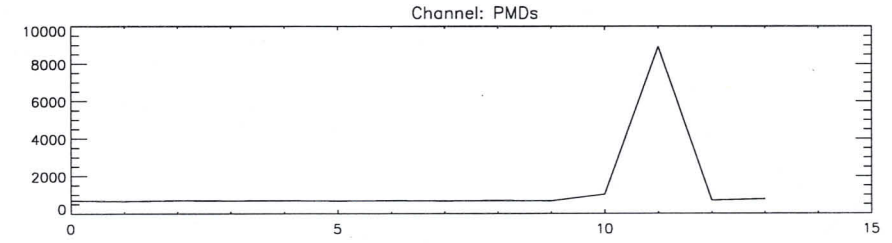
Channel: PMDs
10000
8000
6000
4000
2000
0
0
5
10
15

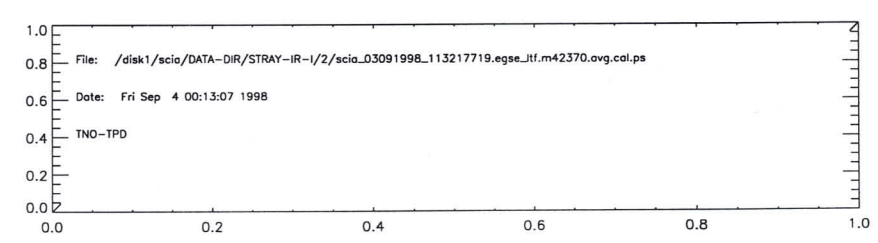
File: /disk1/scia/DATA-DIR/STRAY-IR-1/2/scia_03091998_113217719.egse_itf.m42370.ovg.cal.ps
Date: Fri Sep 4 00:13:07 1998
TNO-TPD
1.0
0.8
0.6
0.4
0.2
0.0
0.0
0.2
0.4
0.6
0.8
1.0

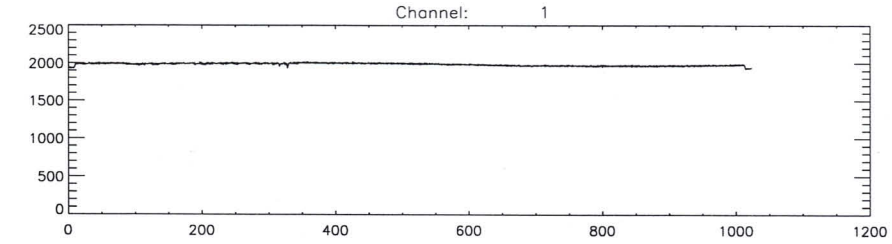
Channel: 1
2500
2000
1500
1000
500
0
0
200
400
600
800
1000
1200

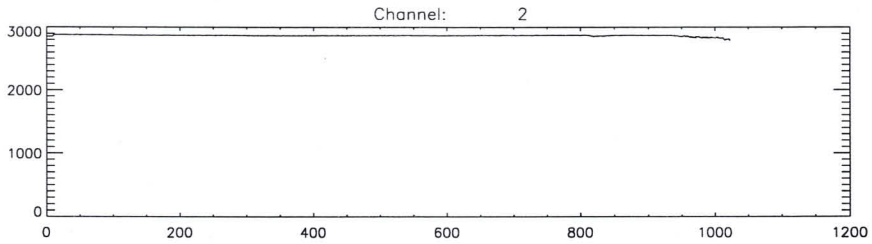
Channel: 2
3000
2000
1000
0
0
200
400
600
800
1000
1200

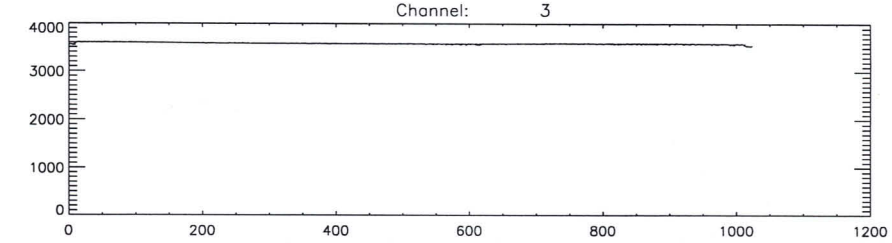
Channel: 3
4000
3000
2000
1000
0
0
200
400
600
800
1000
1200

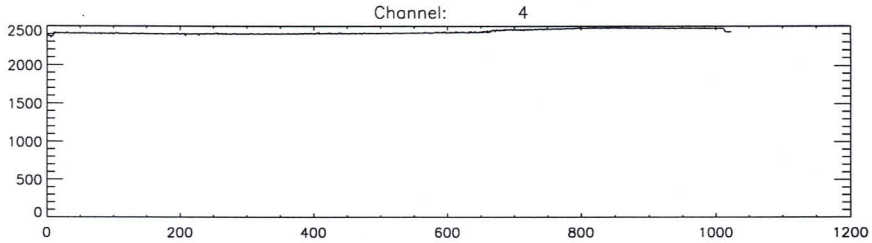
Channel: 4
2500
2000
1500
1000
500
0
0
200
400
600
800
1000
1200

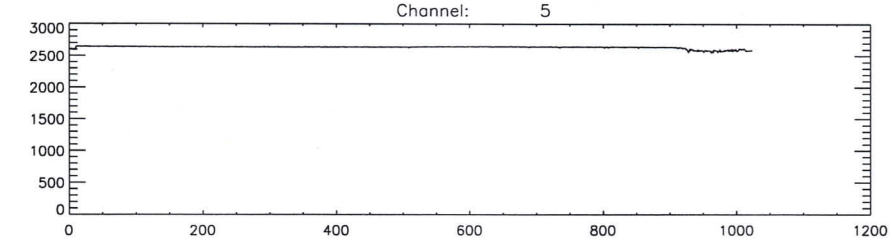
Channel: 5
3000
2500
2000
1500
1000
500
0
0
200
400
600
800
1000
1200

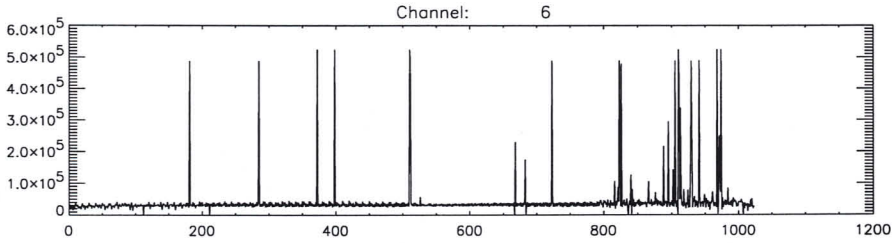
Channel: 6
6.0x10^5
5.0x10^5
4.0x10^5
3.0x10^5
2.0x10^5
1.0x10^5
0
0
200
400
600
800
1000
1200

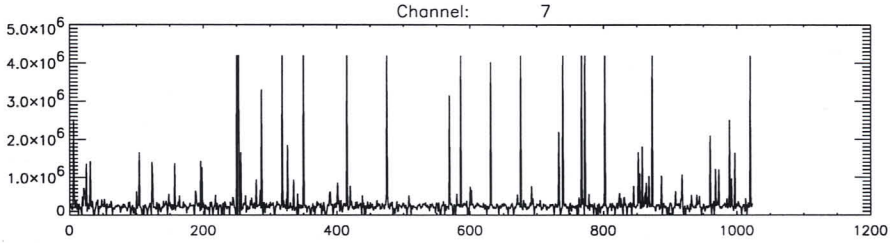
Channel: 7
5.0x10^6
4.0x10^6
3.0x10^6
2.0x10^6
1.0x10^6
0
0
200
400
600
800
1000
1200

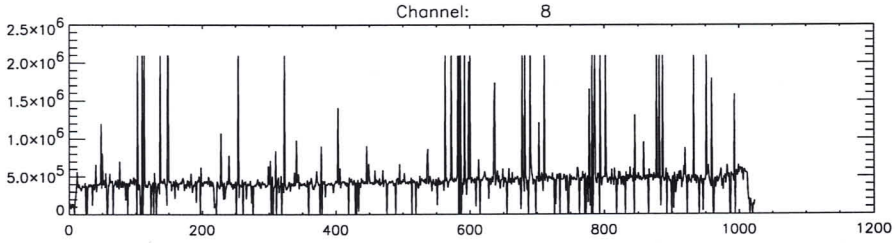
Channel: 8
2.5x10^6
2.0x10^6
1.5x10^6
1.0x10^6
5.0x10^5
0
0
200
400
600
800
1000
1200

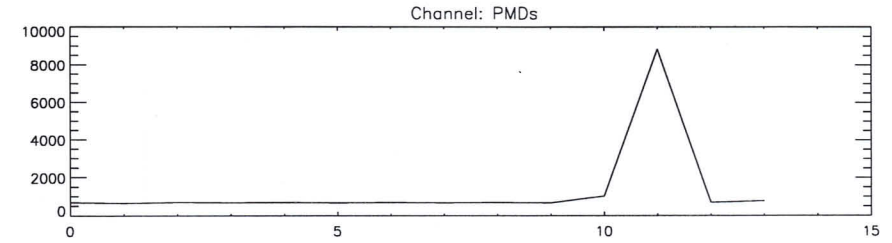
Channel: PMDs
10000
8000
6000
4000
2000
0
0
5
10
15

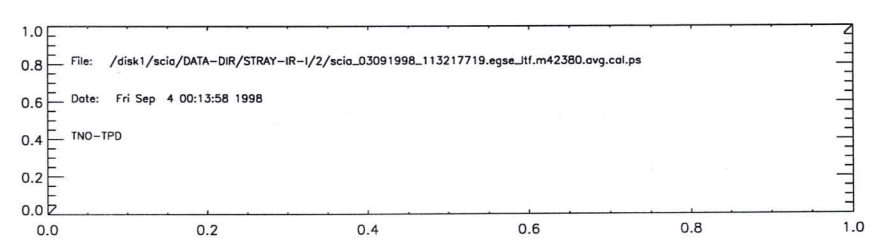
File: /disk1/scia/DATA-DIR/STRAY-IR-1/2/scia_03091998_113217719.egse_itf.m42380.avg.cal.ps
Date: Fri Sep 4 00:13:58 1998
TNO-TPD
1.0
0.8
0.6
0.4
0.2
0.0
0.0
0.2
0.4
0.6
0.8
1.0

scia_03091998_113217719.egse_ltf.du1.log
scia_03091998_113217719.egse_ltf.du2.log
scia_03091998_113217719.egse_ltf.m41600.log
scia_03091998_113217719.egse_ltf.m41650.log
scia_03091998_113217719.egse_ltf.m41700.log
scia_03091998_113217719.egse_ltf.m41750.log
scia_03091998_113217719.egse_ltf.m41940.log
scia_03091998_113217719.egse_ltf.m41950.log
scia_03091998_113217719.egse_ltf.m41960.log
scia_03091998_113217719.egse_ltf.m41970.log
scia_03091998_113217719.egse_ltf.m41980.log
scia_03091998_113217719.egse_ltf.m41990.log
scia_03091998_113217719.egse_ltf.m42000.log
scia_03091998_113217719.egse_ltf.m42010.log
scia_03091998_113217719.egse_ltf.m42020.log
scia_03091998_113217719.egse_ltf.m42030.log
scia_03091998_113217719.egse_ltf.m42040.log
scia_03091998_113217719.egse_ltf.m42265.log
scia_03091998_113217719.egse_ltf.m42270.log
scia_03091998_113217719.egse_ltf.m42280.log
scia_03091998_113217719.egse_ltf.m42290.log
scia_03091998_113217719.egse_ltf.m42300.log
s a_03091998_113217719.egse_ltf.m42310.log
scia_03091998_113217719.egse_ltf.m42320.log
scia_03091998_113217719.egse_ltf.m42330.log
scia_03091998_113217719.egse_ltf.m42340.log
scia_03091998_113217719.egse_ltf.m42350.log
scia_03091998_113217719.egse_ltf.m42360.log
scia_03091998_113217719.egse_ltf.m42370.log
scia_03091998_113217719.egse_ltf.m42380.log

```
time       = Thu Sep  3 21:50:05 1998
batch      = m41980
Start TOD = Thu 03-Sep-98 13:54:34
End   TOD = Thu 03-Sep-98 14:04:46
Processing= computation of average, standard dev. and rel.standard dev.
time       = Thu Sep  3 23:57:02 1998
batch      = m41980
Start TOD = Thu 03-Sep-98 13:54:34
End   TOD = Thu 03-Sep-98 14:04:46
Processing= computation of average, standard dev. and rel.standard dev.
```

SCIA PC1 **RSX2G**

From: Lutzow-Wentzky, Peter RSX2G
Sent: Donnerstag, 3. September 1998 17:26
To: SCIA PC1 RSX24
Subject: WG: Instrument Anomaly during Calibration Measurements

Best regards / Mit freundlichen Grüßen,

Peter Lutzow-Wentzky
SCIAMACHY AIT Management & IEGSE Engineering

****
* Mail address: *
* Dornier Satellitensysteme GmbH, SX2G !! NEW !! *
* D-88039 Friedrichshafen *
* *
* Telephone: +49 7545 8 - 3631 (office) *
* +31 651 332 311 (mobile) *
* Telefax: +49 7545 8 - 3298 *
* E-mail: Peter.Lutzow.Wentzky@dss.dornier.dasa.de *
****

Von: Lutzow-Wentzky, Peter RSX2G
Gesendet: Donnerstag, 3. September 1998 17:33
An: 'van Eijk-Olij, Carina TPD Internet'
Cc: Fricke, Wolfgang RSX25; 'Zoutman, Eric Internet'; 'Watts, Trevor FS Internet'; Schwab, Armin RSX17; Hartmann, Joerg RSX13; Niessen, Toni RST17
Betreff: Instrument Anomaly during Calibration Measurements

Hi Carina,

as already explained on the telephone, instrument anomalies with fault ID 100 were reported in the following measurements:

02.09.98	0245_17.14.55_STRAY_UV_VIS	at 23:31:55
03.09.98	0246_04.09.42_STRAY_VIS_IR	at 05:31:00, 07:36:02, 09:19:59

→ dark, 650 nm (end of nadir)
λ = 685
925
1725

See the attached instrument history reports for full details on the timing.

We found by inspection of the scanner position data of the first event, that the ESM (in the optical path for NADIR measurements) mirror was still moving about 1.5 s into the start of the state (= data acquisition) and only then reached its nominal position. The movement covered about 200 deg (!). The preliminary interpretation is that the scanner performs an extra and unexpected full turn which extends into the beginning of the state.

We have not yet had the chance to look at the other events in detail, but from the similarity in the history reports we conclude that the effect is the same.
The scanner movement should be visible as well in your data evaluation tools, because the position data are part of the normal measurement data.

This represents a non-nominal behaviour of the instrument. A NCR will be raised.

We hope that the data from the above measurements will still be useful because the main aim for the straylight measurements is to look at the channels which are not illuminated by the monochromatic light. This should not be impacted to much by a couple of seconds of lost illumination.

We will keep you informed if further anomalies should occur.

245y2340.xls

246y0933.xls

Best regards,

Best regards / Mit freundlichen Grüßen,

Peter Lutzow-Wentzky
SCIAMACHY AIT Management & IEGSE Engineering

****
* Mail address: *
* Dornier Satellitensysteme GmbH, SX2G !! NEW !! *
* D-88039 Friedrichshafen *
* *
* Telephone: +49 7545 8 - 3631 (office) *
* +31 651 332 311 (mobile) *
* Telefax: +49 7545 8 - 3298 *
* E-mail: Peter.Lutzow.Wentzky@dss.dornier.dasa.de *
****

Remark : step 16.3
EGSE-File : /disk1/scia/DATA-DIR/STRAY-VisIR-I/1/scia_03091998_041412753.egse_ltf record = 677
Date : Thu 03-Sep-98 05:33:26 Channel # 4FM

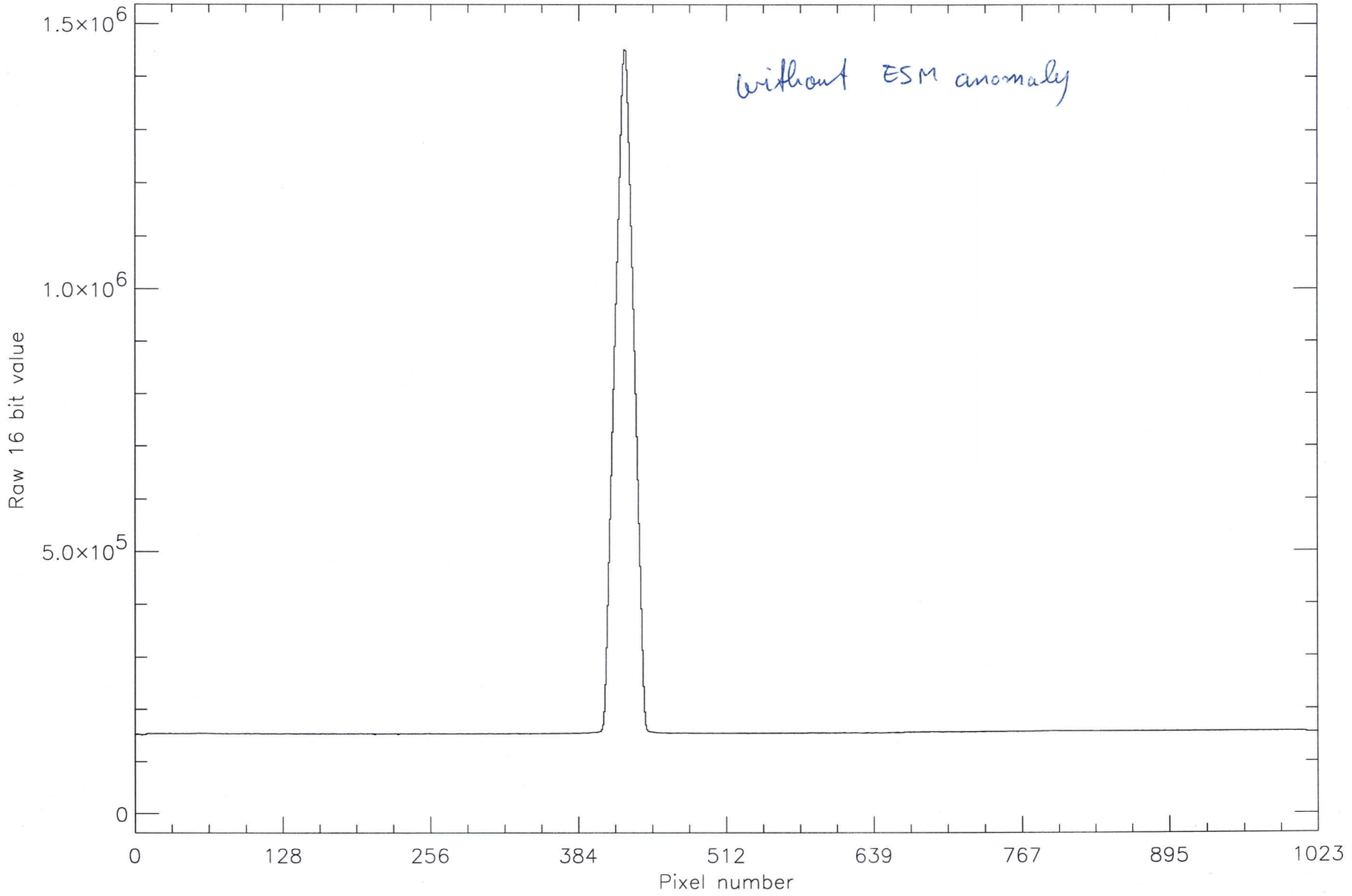

Remark : step 16.3
EGSE-File : /disk1/scia/DATA-DIR/STRAY-VisIR-I/1/scia_03091998_041412753.egse_ltf record = 666
Date : Thu 03-Sep-98 05:32:13 Channel # 4FM

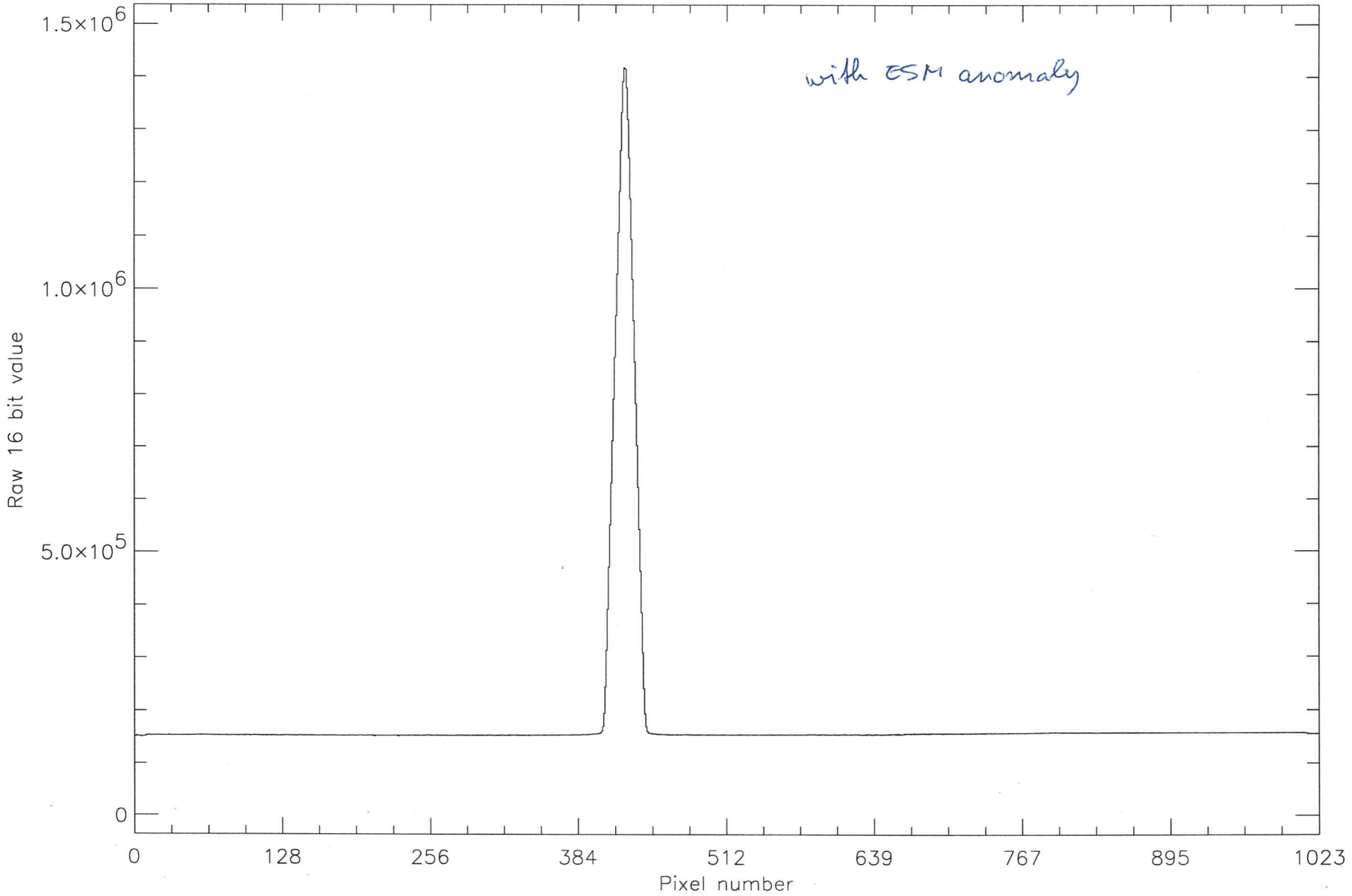

Remark : step 16.3
EGSE-File : /disk1/scia/DATA-DIR/STRAY-VisIR-I/1/scia_03091998_041412753.egse_ltf record = 677
Date : Thu 03-Sep-98 05:33:26 Channel # 4FM

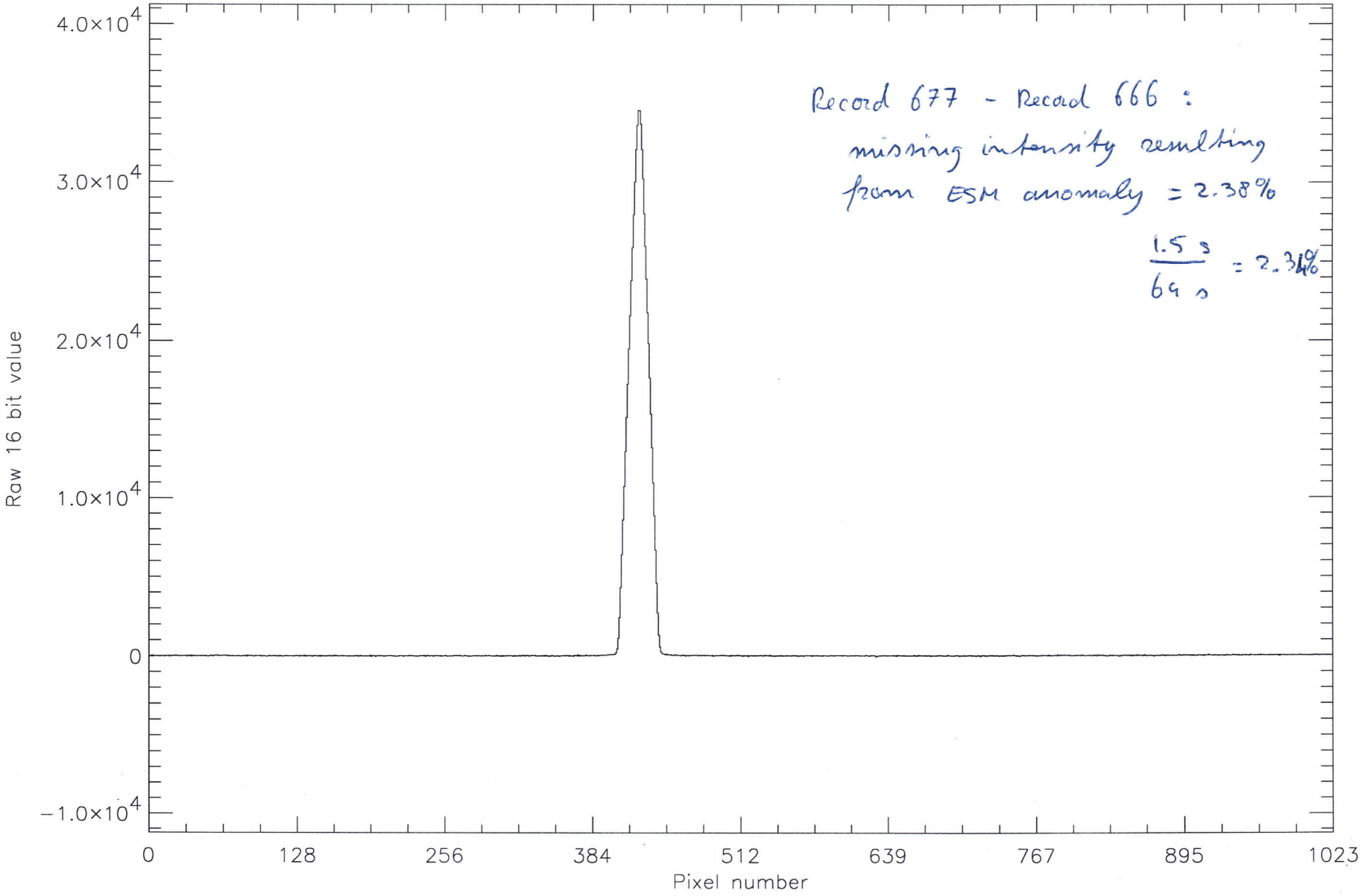

Record 677 - Record 666 :
missing intensity resulting
from ESM anomaly = 2.38%

$\frac{1.5\ s}{64\ s} = 2.34\%$

	LOG SHEET SCHIAMACHY CALIBRATION	
Date/Time	**Description of action**	**Measurement directory**
3-9-98	Monochromator "features" The first record (for stray msm in this case) of a new wavelength setting is consistently a bit lower in counts than the following (is this a mono/optical stimuli effect or a scit timing effect?). additionally, a small wavelength shift may occur. See additional images	

Remark : step 16.3
EGSE-File : /disk1/scia/DATA-DIR/STRAY-VisIR-I/1/scia_03091998_041412753.egse_ltf record = 181
Date : Thu 03-Sep-98 04:35:50 Channel # 3FM

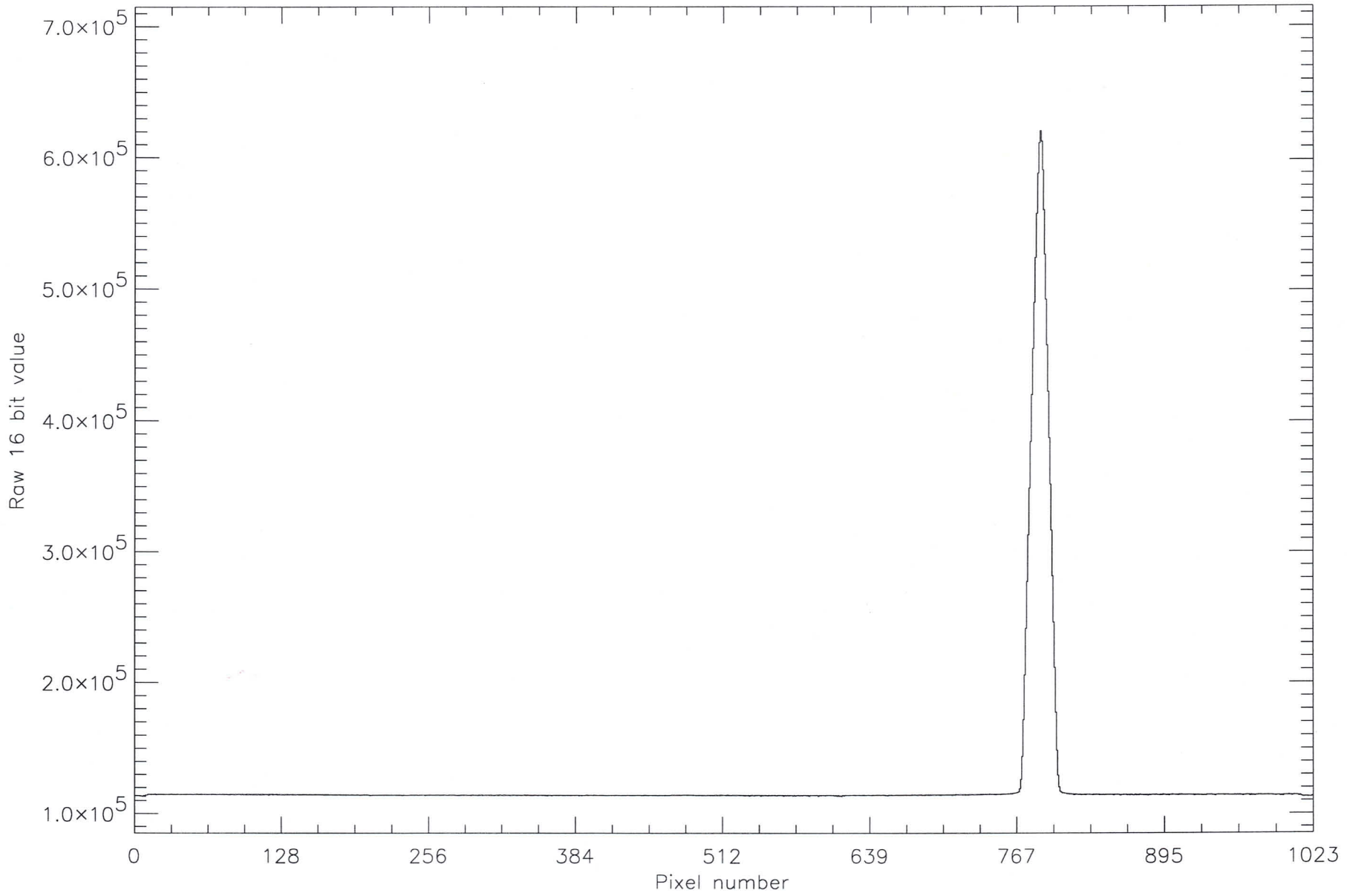

Remark : step 16.3
EGSE-File : /disk1/scia/DATA-DIR/STRAY-VisIR-I/1/scia_03091998_041412753.egse_ltf record = 192
Date : Thu 03-Sep-98 04:37:03 Channel # 3FM

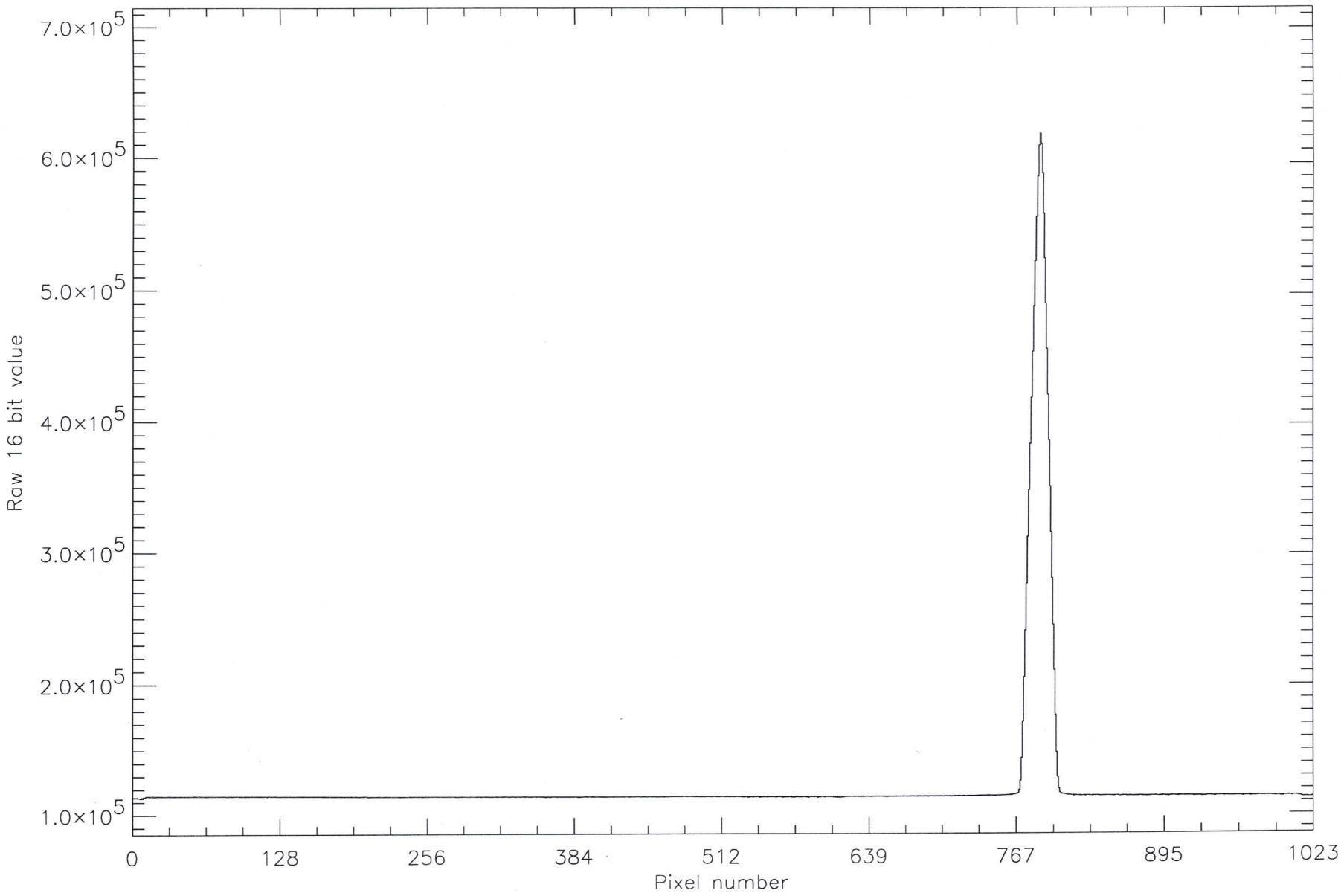

Remark : step 16.3
EGSE-File : /disk1/scia/DATA-DIR/STRAY-VisIR-I/1/scia_03091998_041412753.egse_ltf record = 170
Date : Thu 03-Sep-98 04:34:38 Channel # 3FM
- record 181

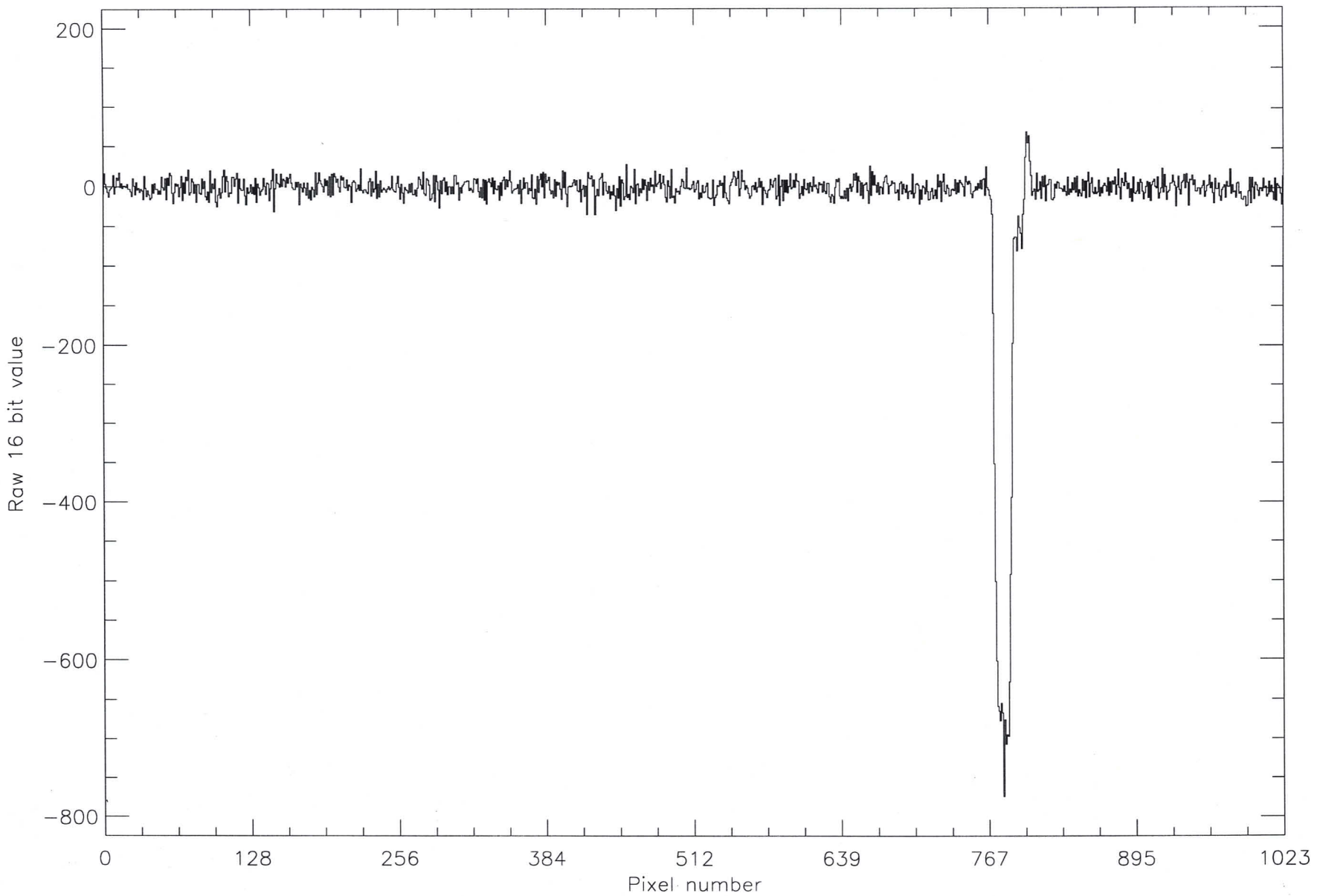

Remark : step 16.3
EGSE-File : /disk1/scia/DATA-DIR/STRAY-VisIR-I/1/scia_03091998_041412753.egse_ltf record = 192
Date : Thu 03-Sep-98 04:37:03 Channel # 3FM
-record 181

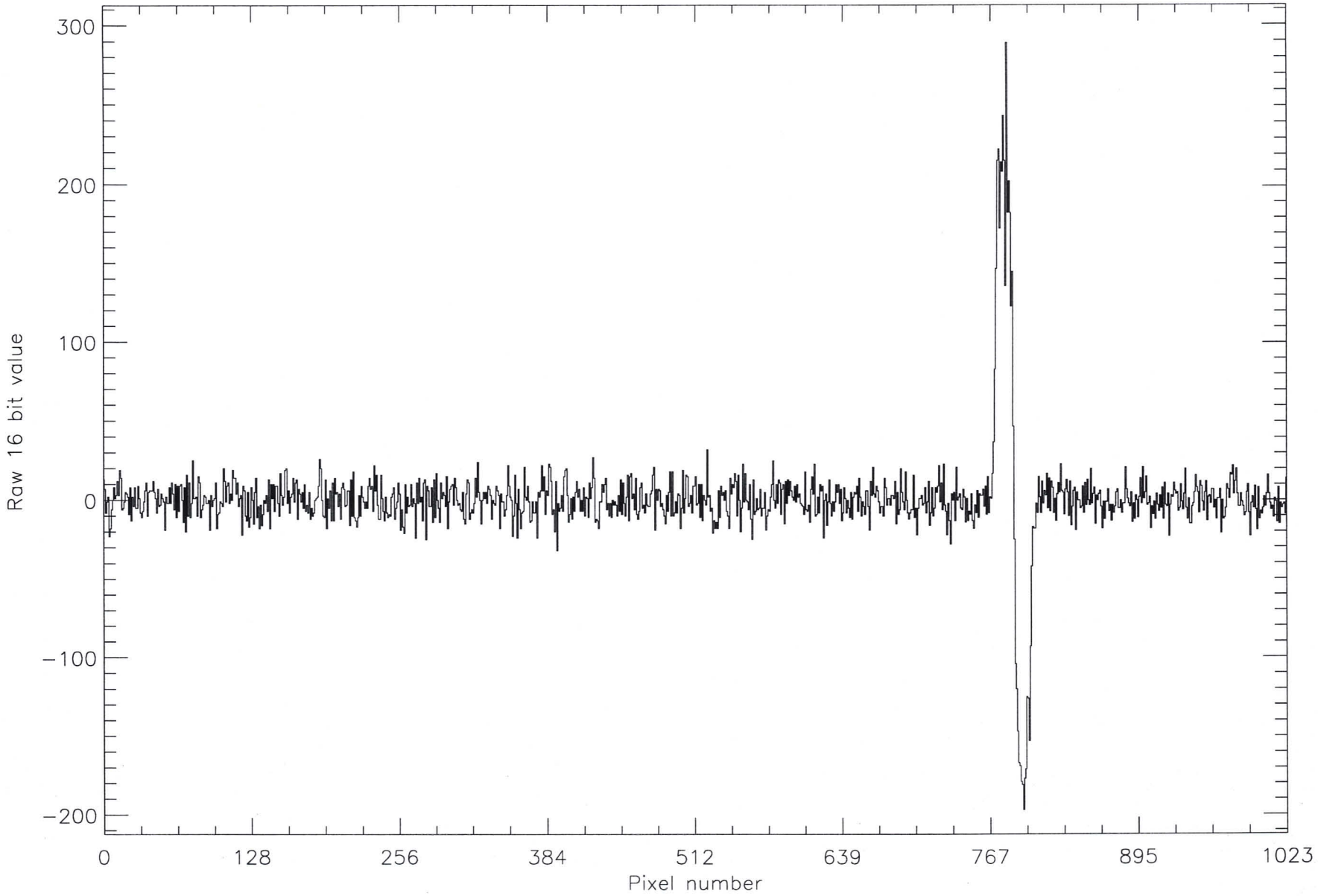

Remark : step 16.3
EGSE-File : /disk1/scia/DATA-DIR/STRAY-VisIR-I/1/scia_03091998_041412753.egse_ltf record = 214
Date : Thu 03-Sep-98 04:39:28 Channel # 3FM
-record 181

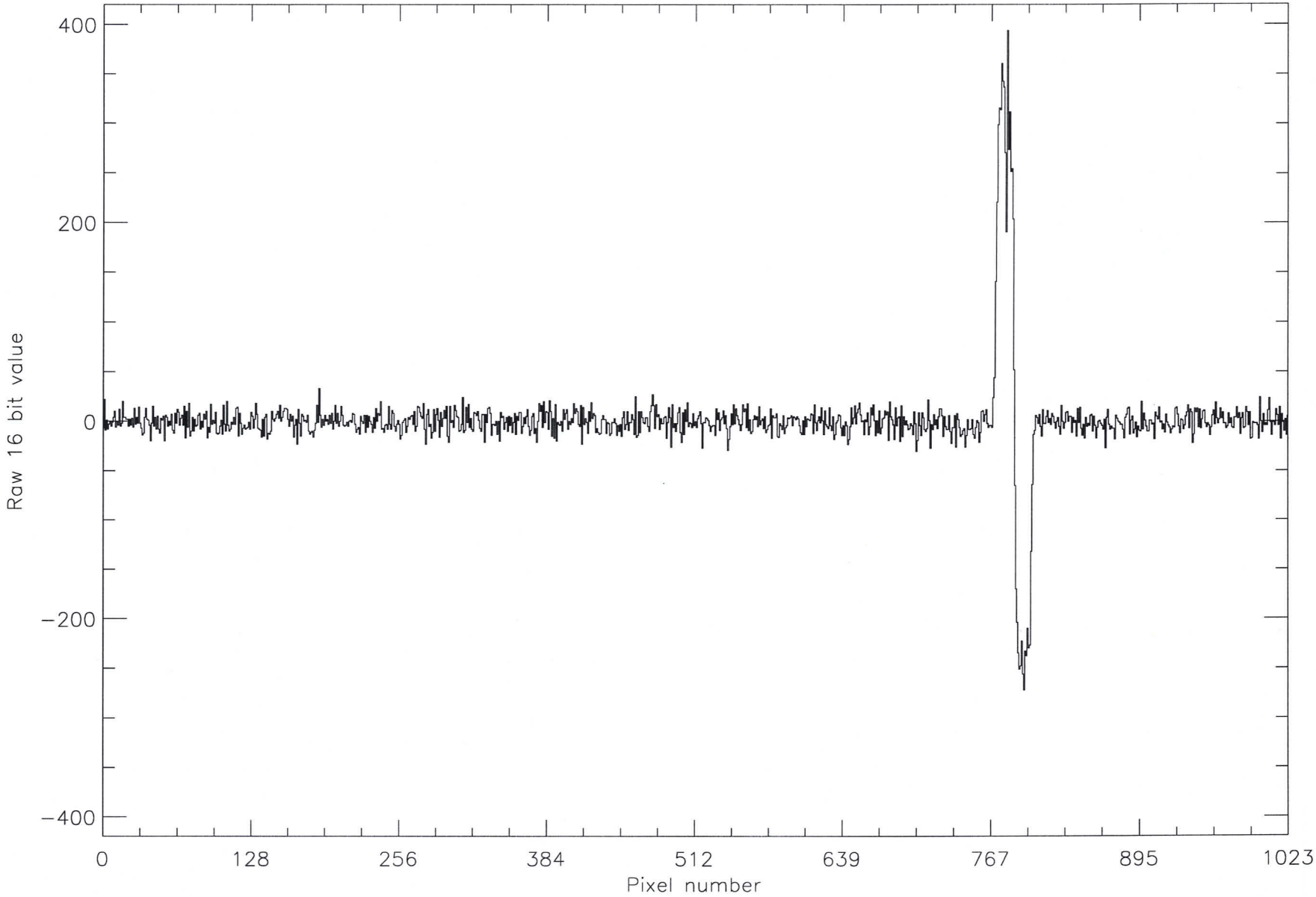

Remark : step 16.3
EGSE-File : /disk1/scia/DATA-DIR/STRAY-VisIR-I/1/scia_03091998_041412753.egse_ltf record = 203
Date : Thu 03-Sep-98 04:38:16 Channel # 3FM
- record 181

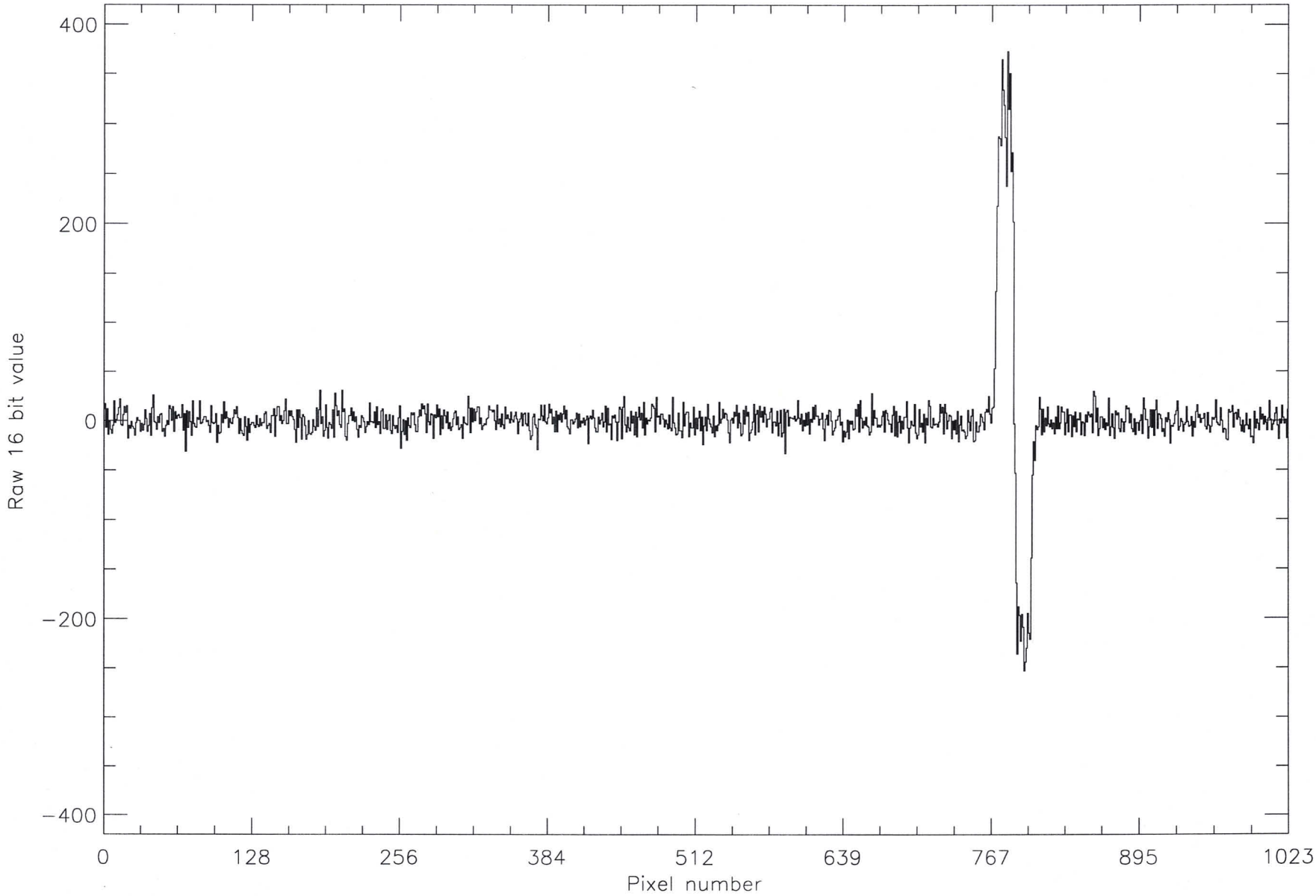

LOG SHEET SCHIAMACHY CALIBRATION

Date/Time	Description of action	Measurement directory
4/9/98	Team 5 Uitwerken ~~en/of~~ printen Data Stray VIS-IR + Stray IR Keuze → stray VIS-IR met andere PET's draaien → mono + OS commissioning van polarisatie zelfde meting als eerder met kale mono + GT prisma voorstel → maak houder om GT + detector "netjes" aan OS te bevestigen. Wat voor Lon?? gekozen voor stray VIS-IR overeenkomen met gewijzigde PET's. start meting om 22.30 UTC na ombouwen = andere dif + andere slits	

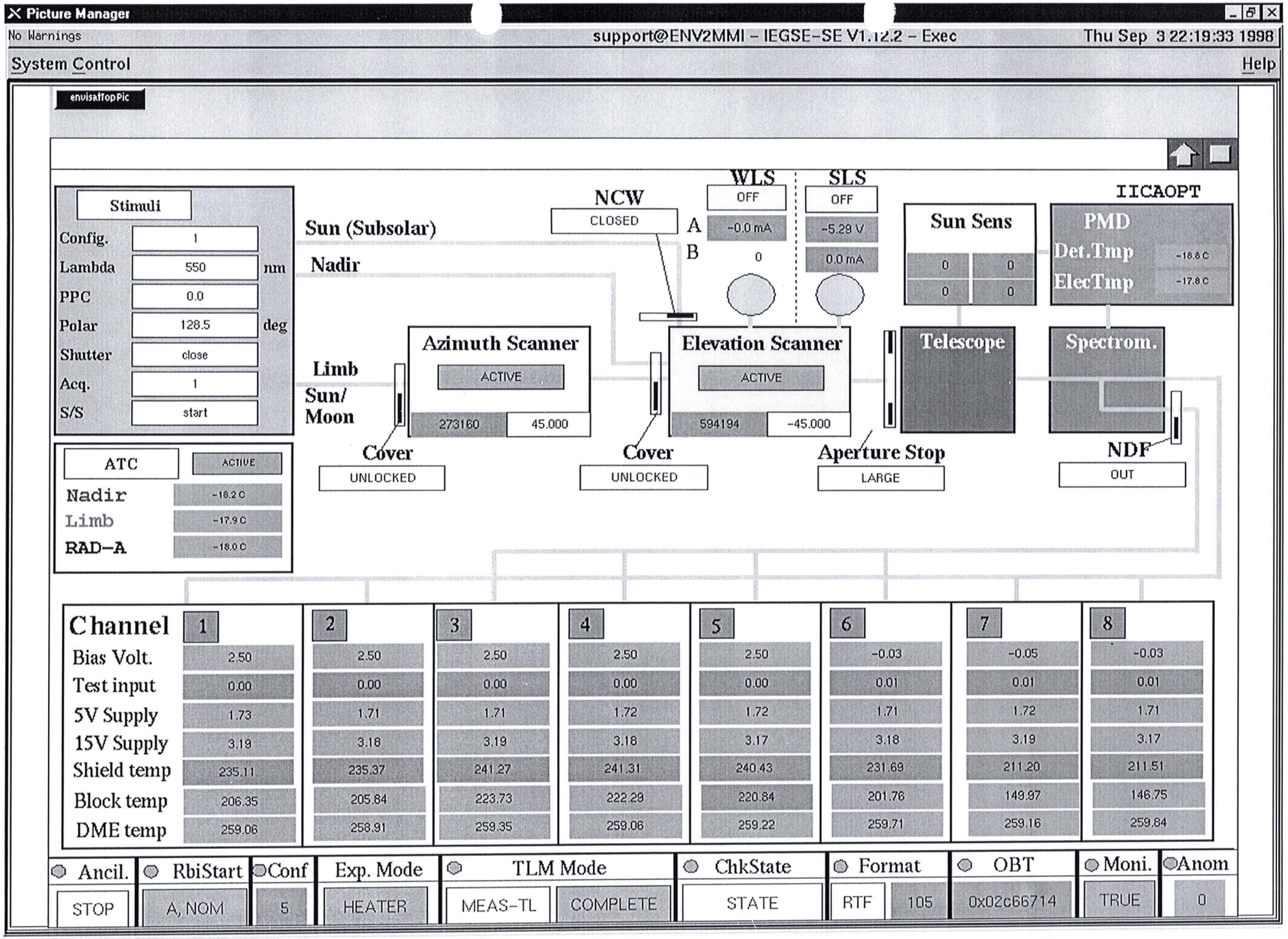
Picture Manager
No Warnings
support@ENV2MMI – IEGSE-SE V1.12.2 – Exec
Thu Sep 3 22:19:33 1998
System Control
Help
envisatTopPic
Stimuli
Config. 1
Lambda 550 nm
PPC 0.0
Polar 128.5 deg
Shutter close
Acq. 1
S/S start
ATC ACTIVE
Nadir -18.2 C
Limb -17.9 C
RAD-A -18.0 C
Sun (Subsolar)
Nadir
Limb
Sun/ Moon
NCW
CLOSED
WLS
OFF
A -0.0 mA
B 0
SLS
OFF
-5.29 V
0.0 mA
Sun Sens
0 0
0 0
IICAOPT
PMD
Det.Tmp -18.8 C
ElecTmp -17.8 C
Azimuth Scanner
ACTIVE
273160 45.000
Elevation Scanner
ACTIVE
594194 -45.000
Telescope
Spectrom.
Cover
UNLOCKED
Cover
UNLOCKED
Aperture Stop
LARGE
NDF
OUT
Channel 1 2 3 4 5 6 7 8
Bias Volt. 2.50 2.50 2.50 2.50 2.50 -0.03 -0.05 -0.03
Test input 0.00 0.00 0.00 0.00 0.00 0.01 0.01 0.01
5V Supply 1.73 1.71 1.71 1.72 1.72 1.71 1.72 1.71
15V Supply 3.19 3.18 3.19 3.18 3.17 3.18 3.19 3.17
Shield temp 235.11 235.37 241.27 241.31 240.43 231.69 211.20 211.51
Block temp 206.35 205.84 223.73 222.29 220.84 201.76 149.97 146.75
DME temp 259.06 258.91 259.35 259.06 259.22 259.71 259.16 259.84
Ancil. STOP
RbiStart A, NOM
Conf 5
Exp. Mode HEATER
TLM Mode MEAS-TL COMPLETE
ChkState STATE
Format RTF 105
OBT 0x02c66714
Moni. TRUE
Anom 0

Formal Run of Measurement

(Measurement ID) Stray_Vis IR

Request for Actual Status	X	(cross out entries that are **not** requested.)
Request for Modification	X	(fill in only entries to be modified)
Request for Run	X	(no entries = run based on actual default settings)

Scanner Positions

Azimuth	+45	deg
Elevation	-45	deg

Timeline for each Data Acquisition Period during Measurement

	1	2	3	4	5	6	7	8	9	10
State ID	49									
Repetitions	5									

State Parameters for States used in Timeline (State ID must be given)

Channel	PET [s] or H#	Co-Adding	PET [s] or H#	Co-Adding	PET [s] or H#	Co-Adding	PET [s] or H#	Co-Adding
1a	64	1						
1b	64	1						
2b	64	1						
2a	64	1						
3	4	16						
4	1	64						
5	1	64						
6	0,125	64						
7	2	32						
8	2	32						
State ID								

UID 27
Step 16.3
Stray_Vis IR

PET_3 van 4 → 2

PET_6 van 0,25 → 0,125

Stimuli Settings for Existing Blocks in Measurement

Block No	Stimuli Setup ID	IPK [deg]	Polarizer [deg]	Shutter open/close	Acquisition time [s]	Lambda [nm] Start	Stop	Step	Repetition Factor	Message	OS Setup time [s]
1	1	0	128.5	Close		550	550	0	1	DU1	
2	1	0		Open		550	550	0	1	M4 ~	
3	1	0				560	610	10	1		
4	1	0				625	790	15	1		
5	1	0				805	1625	20	1		
6	1	0				1095	1655	70	1		
7	1	0		Open		1775	1750	25	1	M4 ~	
8	1	0	128,5	close		1750	1750	0	1	DU2	

Measurement Data Description

Test Purpose	
Remark	UID 27
Data Directory	0246_22_13_23_STRAY_VIS_

Signatures

	Date	Signature
Issued	4/9/98	B2W
Performed	4/9/98	

STEP	ACTION	RESULT	MARKER
Intro	Your name:	BZW	
	Date:	4-3-98	
	What's the name of the (main) data input files generated by the EGSE? `(*.dat)`	Scia_03091998_221803499.dat Scia_04091998_234358219.dat Scia_04091998_011014135.dat Scia_04091998_023629409.dat.	(A)
	Setup a three-window configuration on your SUN.		see course descr.
Cnstr directory	`cd ~/DATA-DIR/STRAY-VisIR-I/ ; ls -l` highest number in directory?	1	Note: In window DATA-DIR (B)
	New directory: `mkdir <B+1>` `ls -l` What's now the highest number in directory?	2	(C)
	<C> should be <B> + 1	Y / N	
	directory name is:	~/DATA-DIR/STRAY-VisIR-I/<C>	(DIR-NAME)
Copy data	See Analysis sheet: Transfer Data File	Y/N	In DATA-DIR window
Cnstr EGSE_LTF	`cal_raw2ltf .` (Error messages are not necessarily fatal; check with SOLAN --in solan window-- whether output file is okay: there should be a signal present, and `dremark1` labels should be filled) `ls -l *.egse_ltf` What's the name of the egse_ltf file	Scia_03091998_221803499.dat	Note: In window DATA-DIR; ***don't forget the dot !!!;*** *May take more than 15 mins.* (D)
	`<D> should be <A>.egse_ltf`	Y / N	
Cnstr CAL files	`idl run_fastaverscia` (and select file <D> when asked)		Note: In window IDL
Check CAL files	Dark files: `ls -l *du*.cal`		In DATA-DIR Window
	size:	145998	should be approx 150Kb
	Monochromator ouput:		

`ls -l *mu<lambda>*.avg.cal` (where lambda is a wavelength indicator)

should be approx 150Kb

size: 145998
lambda ranges from: 550
to: 1750
Note: all files should be present, if not:

(a) Check file <D> using SOLAN and check whether `dremark1` labels are present.
(b) Check if enough disk space is available (Unix command `df k | more`).

Print postscript

Pick a `*.m*<lambda>.avg.cal` file.
`lpr -P<printer> *.avg.cal.ps`
Contents dark file `*du.avg.cal.ps` should be approx. constant within channels: Y / N
Contents of a file *mu<lambda>.avg.cal.ps should contain a peak signal in corresponding channel (cannot be seen in channels 7 and 8): Y / N
Contents of *mu<lambda>.rel_std.cal.ps files should be smaller than 0.01 (pixel 300 -- 800) for all channels. Y / N
If not, value is: _____

Add postscript images to logbook, done Y / N

Print logfiles

`lpr -P<printer> *.log`
Add logfiles to logbook, done Y / N

Back up

Create 3 sets of backup CDs of directory <DIR-NAME> (One CD has a capacity of 600 Mbytes, the UNIX command `/usr/bin/du -k .` gives the number of kilo bytes in the current directory).

See analysis sheet BackUp

Name of backup CDs 040998A

Sign:
Name
Date and time
Signature



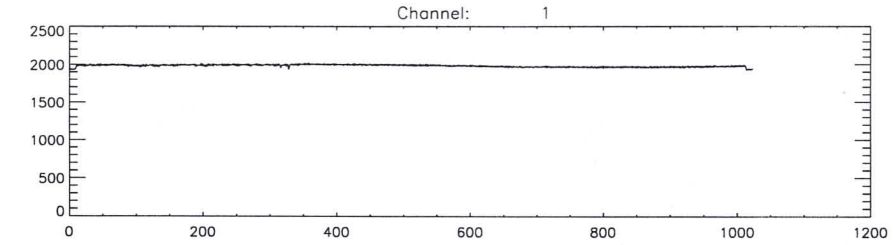
Channel: 1
2500
2000
1500
1000
500
0
0
200
400
600
800
1000
1200

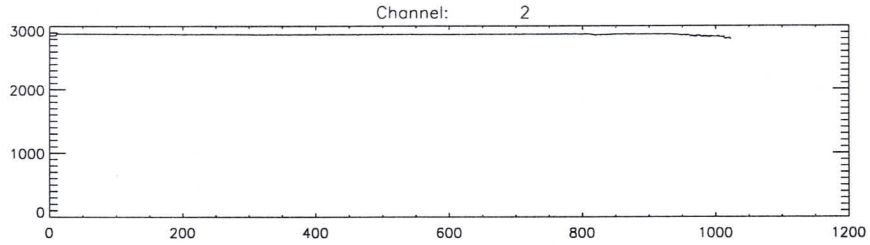
Channel: 2
3000
2000
1000
0
0
200
400
600
800
1000
1200

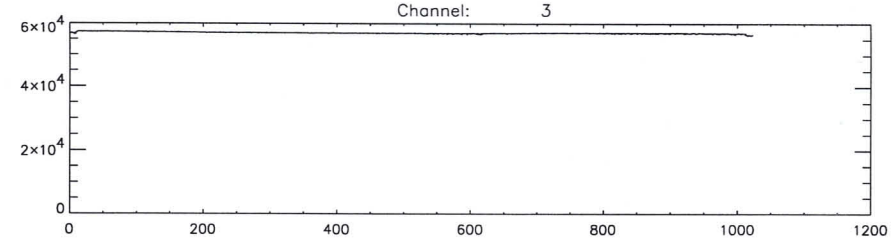
Channel: 3
6x10^4
4x10^4
2x10^4
0
0
200
400
600
800
1000
1200

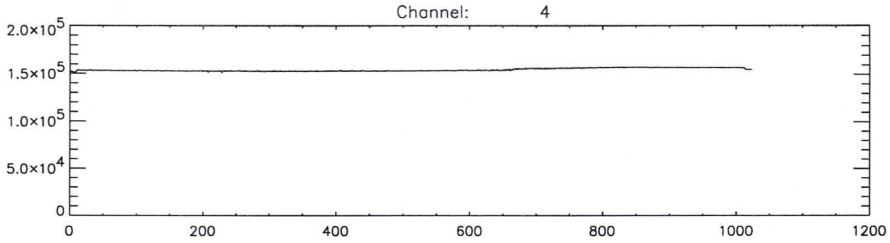
Channel: 4
2.0x10^5
1.5x10^5
1.0x10^5
5.0x10^4
0
0
200
400
600
800
1000
1200

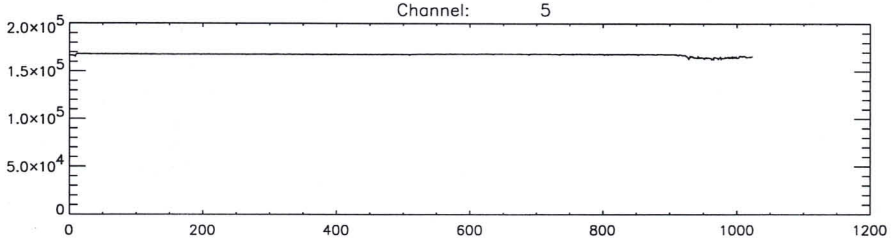
Channel: 5
2.0x10^5
1.5x10^5
1.0x10^5
5.0x10^4
0
0
200
400
600
800
1000
1200

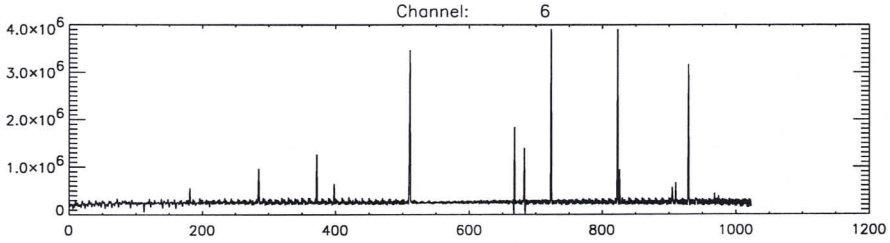
Channel: 6
4.0x10^6
3.0x10^6
2.0x10^6
1.0x10^6
0
0
200
400
600
800
1000
1200

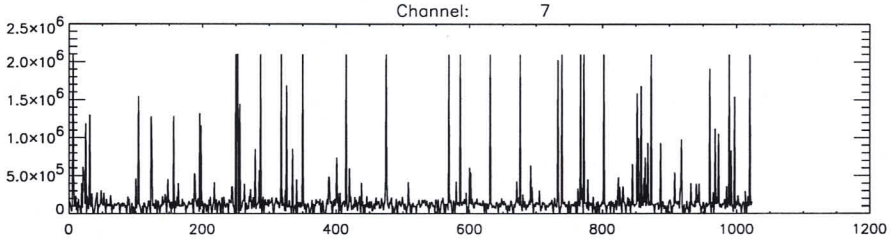
Channel: 7
2.5x10^6
2.0x10^6
1.5x10^6
1.0x10^6
5.0x10^5
0
0
200
400
600
800
1000
1200

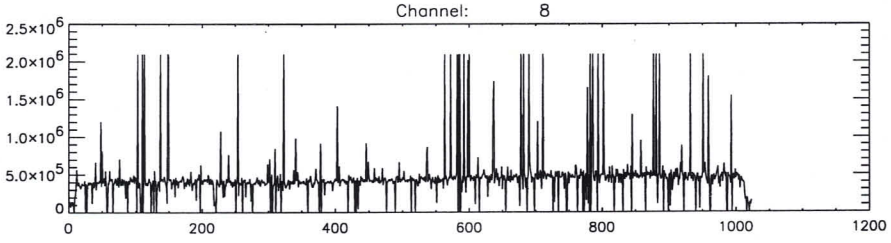
Channel: 8
2.5x10^6
2.0x10^6
1.5x10^6
1.0x10^6
5.0x10^5
0
0
200
400
600
800
1000
1200

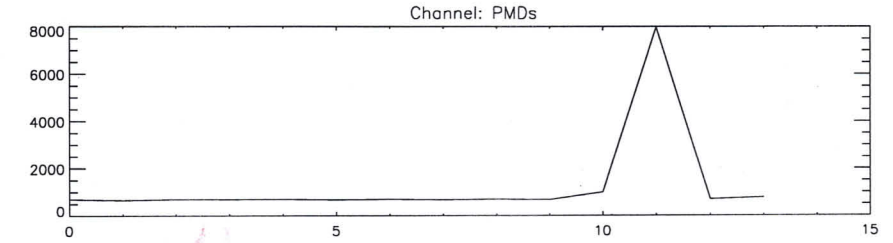
Channel: PMDs
8000
6000
4000
2000
0
0
5
10
15

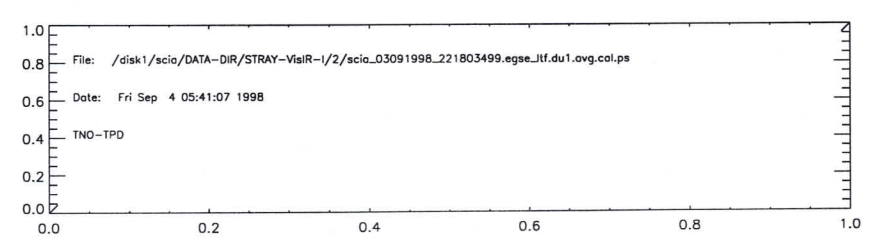
File: /disk1/scia/DATA-DIR/STRAY-VisIR-1/2/scia_03091998_221803499.egse_1tf.du1.avg.col.ps
Date: Fri Sep 4 05:41:07 1998
TNO-TPD
1.0
0.8
0.6
0.4
0.2
0.0
0.0
0.2
0.4
0.6
0.8
1.0

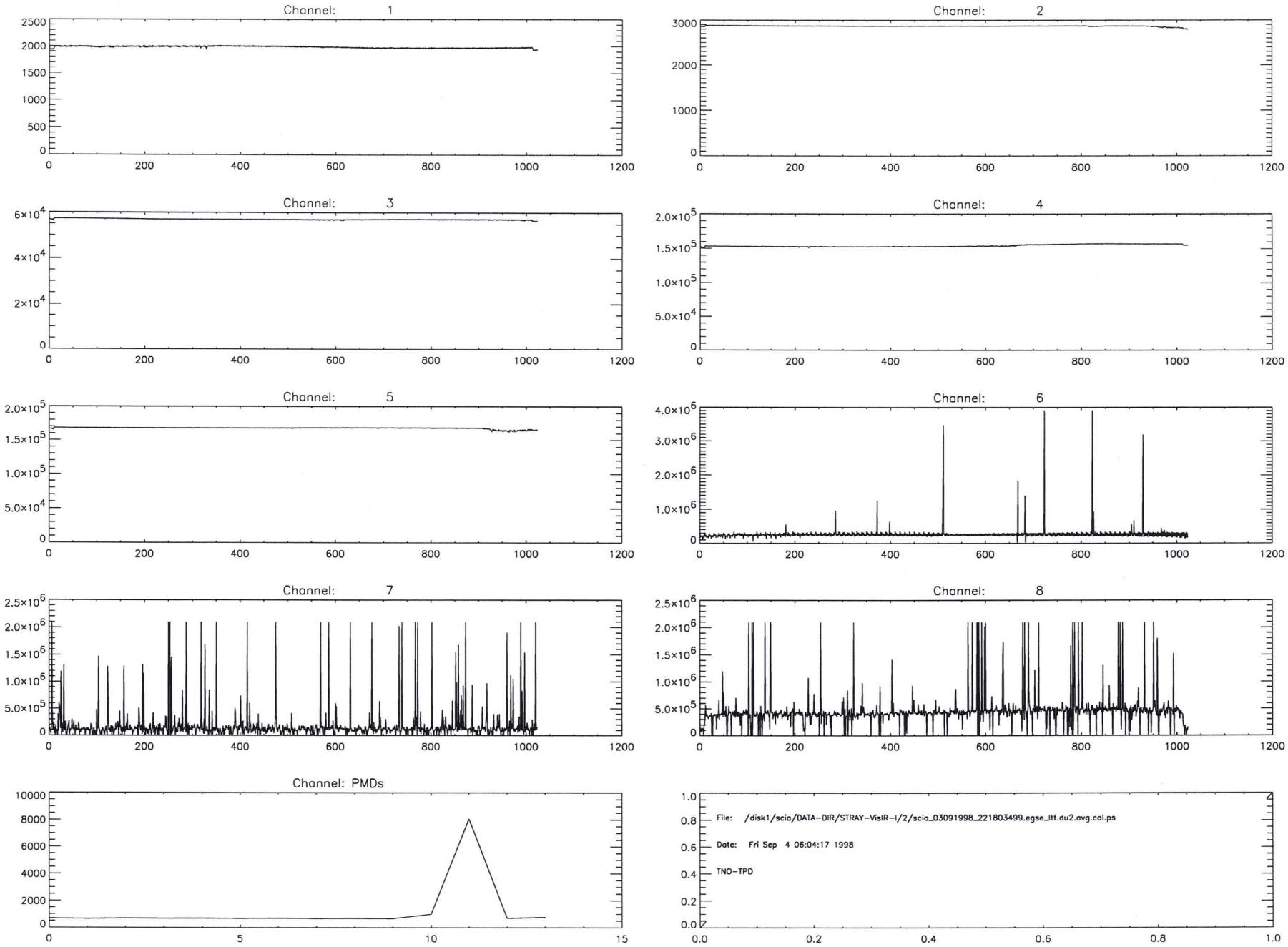
Channel: 1
Channel: 2
Channel: 3
Channel: 4
Channel: 5
Channel: 6
Channel: 7
Channel: 8
Channel: PMDs
File: /disk1/scia/DATA-DIR/STRAY-VisIR-1/2/scia_03091998_221803499.egse_itf.du2.avg.cal.ps
Date: Fri Sep 4 06:04:17 1998
TNO-TPD

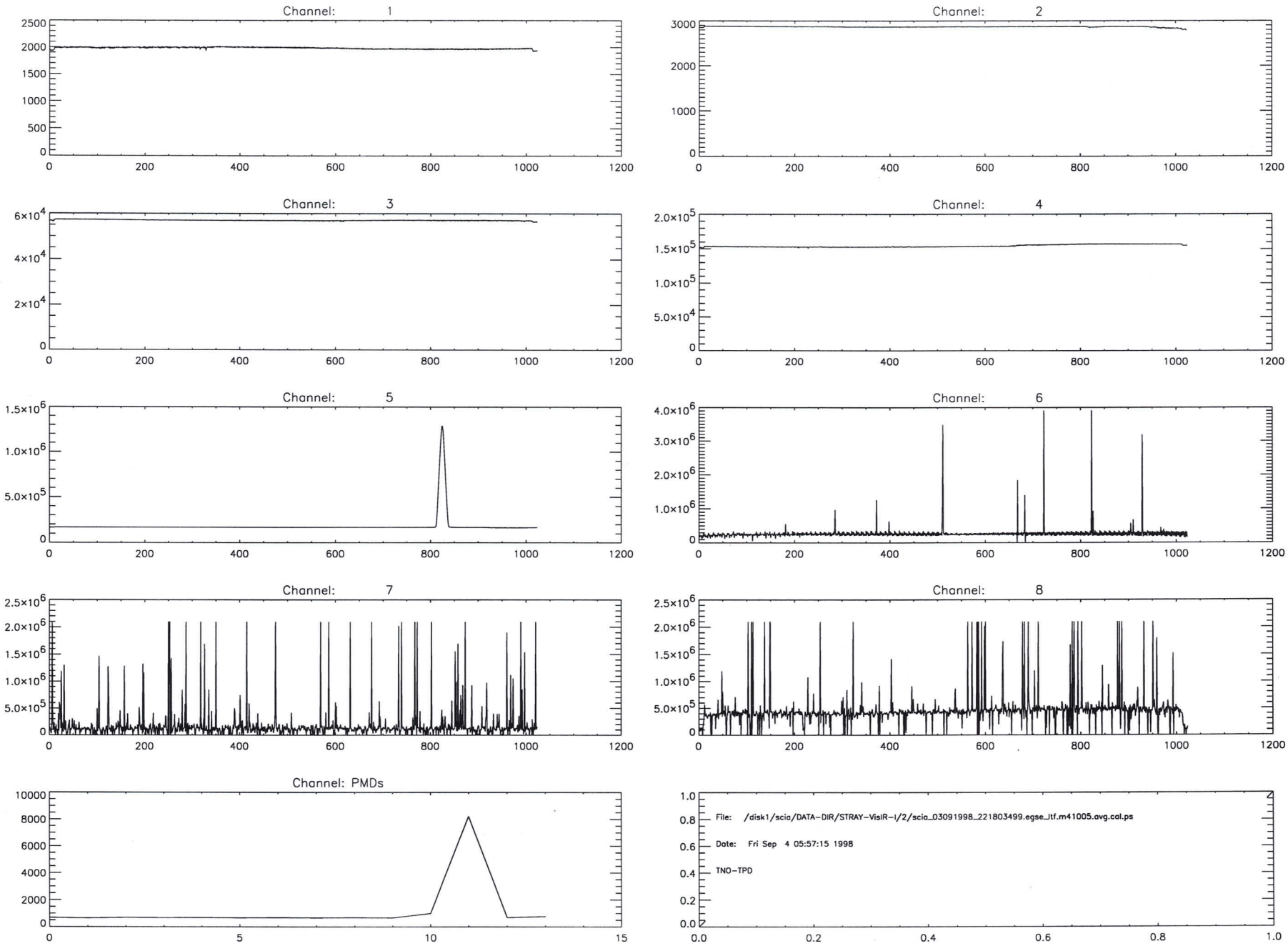
Channel: 1
Channel: 2
Channel: 3
Channel: 4
Channel: 5
Channel: 6
Channel: 7
Channel: 8
Channel: PMDs
File: /disk1/scia/DATA-DIR/STRAY-VisIR-I/2/scia_03091998_221803499.egse_itf.m41005.avg.cal.ps
Date: Fri Sep 4 05:57:15 1998
TNO-TPD

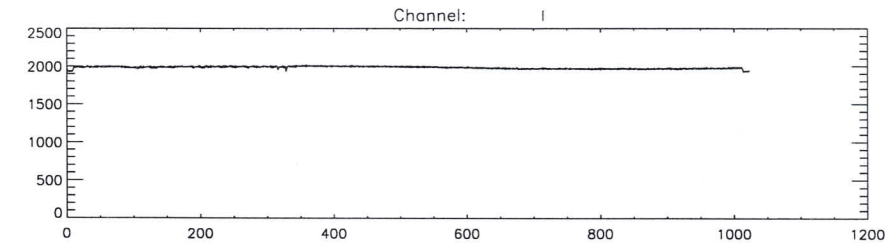
Channel: 1
2500
2000
1500
1000
500
0
0
200
400
600
800
1000
1200

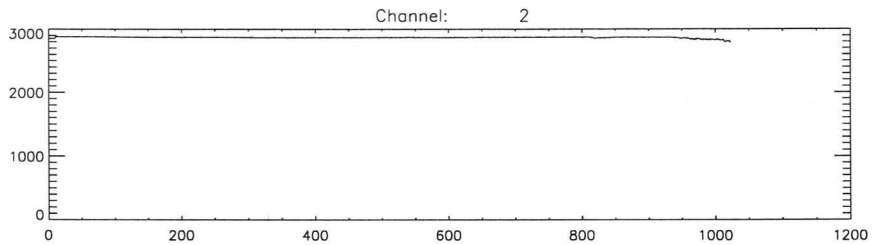
Channel: 2
3000
2000
1000
0
0
200
400
600
800
1000
1200

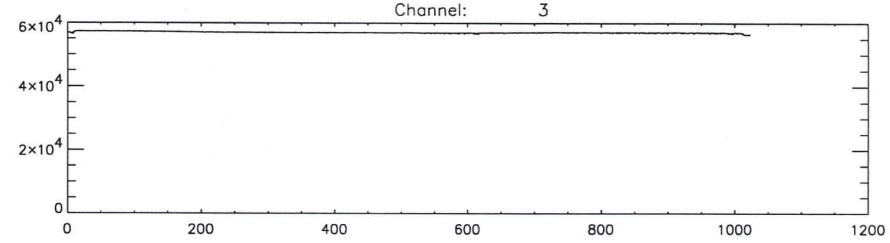
Channel: 3
6×10^4
4×10^4
2×10^4
0
0
200
400
600
800
1000
1200

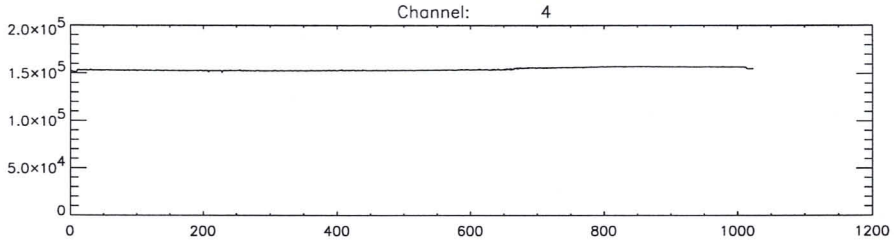
Channel: 4
2.0×10^5
1.5×10^5
1.0×10^5
5.0×10^4
0
0
200
400
600
800
1000
1200

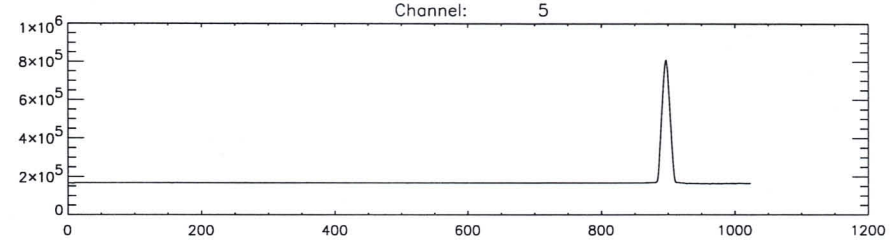
Channel: 5
1×10^6
8×10^5
6×10^5
4×10^5
2×10^5
0
0
200
400
600
800
1000
1200

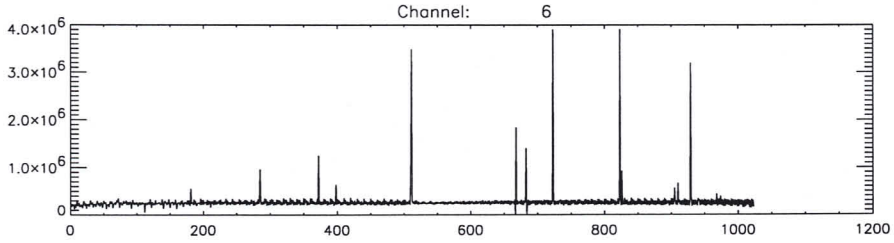
Channel: 6
4.0×10^6
3.0×10^6
2.0×10^6
1.0×10^6
0
0
200
400
600
800
1000
1200

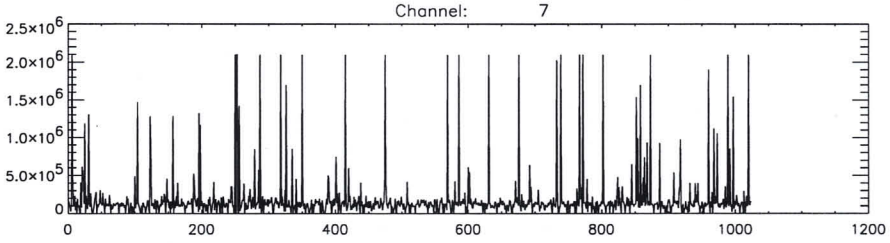
Channel: 7
2.5×10^6
2.0×10^6
1.5×10^6
1.0×10^6
5.0×10^5
0
0
200
400
600
800
1000
1200

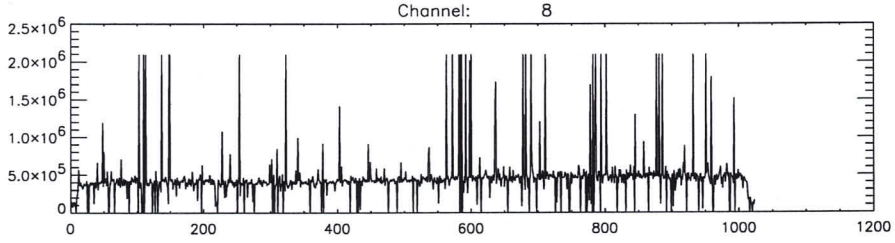
Channel: 8
2.5×10^6
2.0×10^6
1.5×10^6
1.0×10^6
5.0×10^5
0
0
200
400
600
800
1000
1200

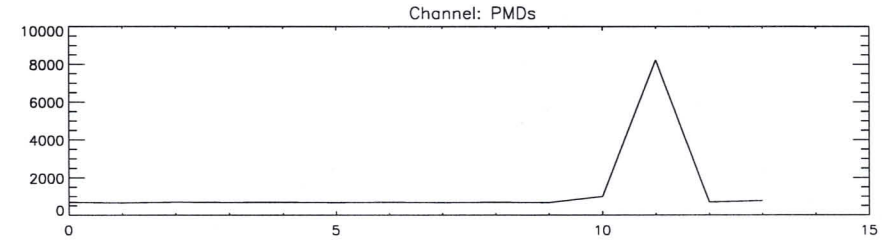
Channel: PMDs
10000
8000
6000
4000
2000
0
0
5
10
15

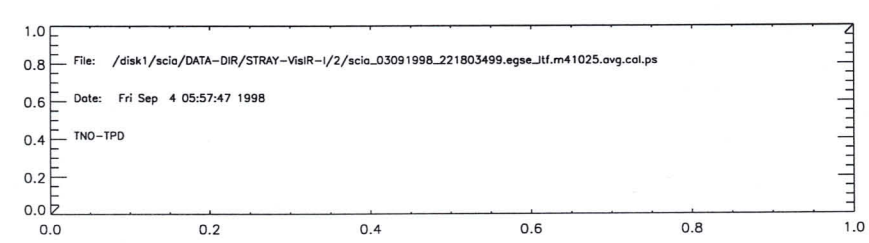
File: /disk1/scia/DATA-DIR/STRAY-VisIR-1/2/scia_03091998_221803499.egse_ltf.m41025.avg.cal.ps
Date: Fri Sep 4 05:57:47 1998
TNO-TPD
1.0
0.8
0.6
0.4
0.2
0.0
0.0
0.2
0.4
0.6
0.8
1.0

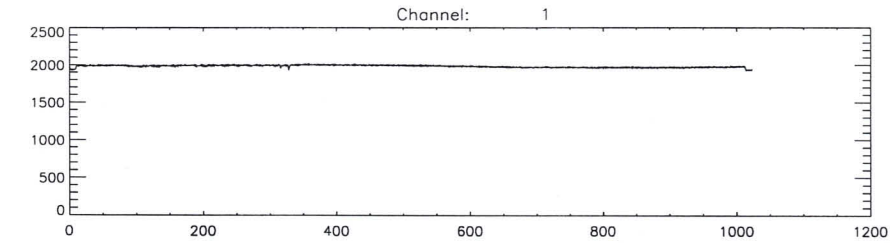
Channel: 1
2500
2000
1500
1000
500
0
0
200
400
600
800
1000
1200

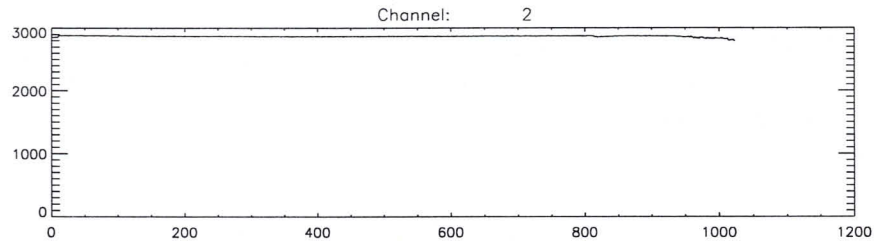
Channel: 2
3000
2000
1000
0
0
200
400
600
800
1000
1200

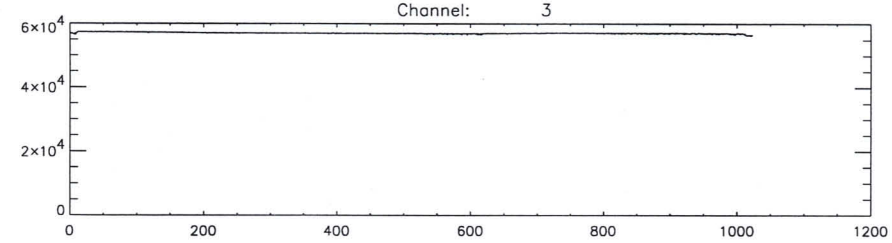
Channel: 3
6×10^4
4×10^4
2×10^4
0
0
200
400
600
800
1000
1200

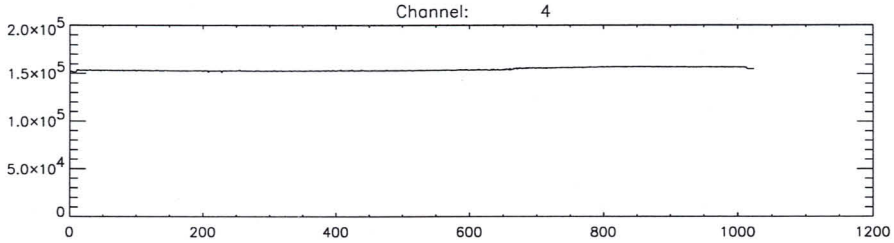
Channel: 4
2.0×10^5
1.5×10^5
1.0×10^5
5.0×10^4
0
0
200
400
600
800
1000
1200

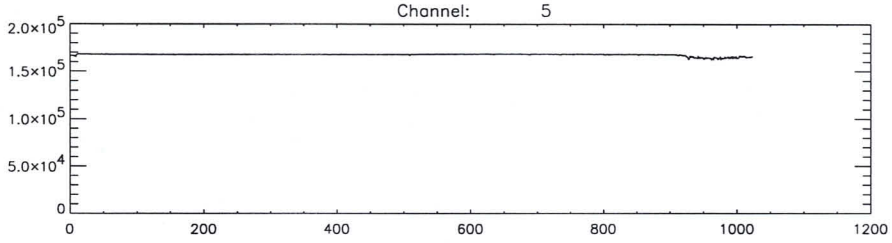
Channel: 5
2.0×10^5
1.5×10^5
1.0×10^5
5.0×10^4
0
0
200
400
600
800
1000
1200

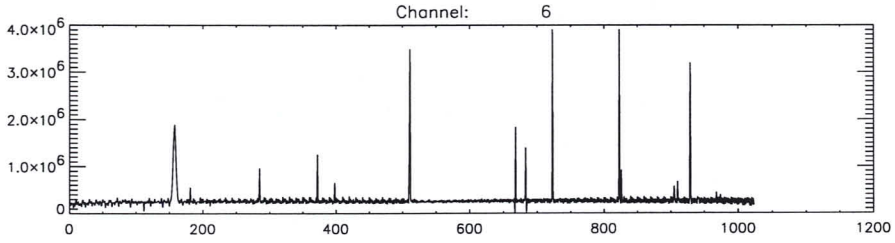
Channel: 6
4.0×10^6
3.0×10^6
2.0×10^6
1.0×10^6
0
0
200
400
600
800
1000
1200

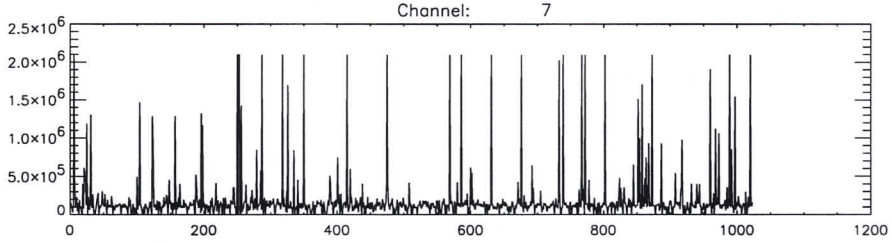
Channel: 7
2.5×10^6
2.0×10^6
1.5×10^6
1.0×10^6
5.0×10^5
0
0
200
400
600
800
1000
1200

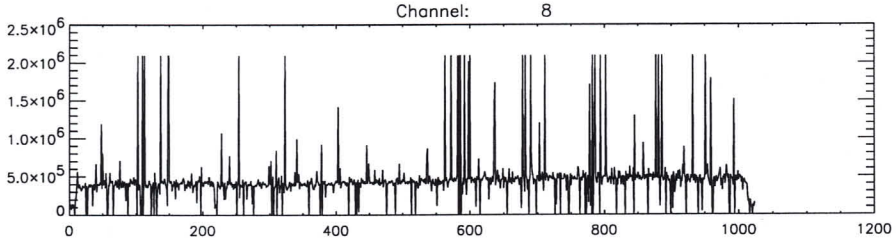
Channel: 8
2.5×10^6
2.0×10^6
1.5×10^6
1.0×10^6
5.0×10^5
0
0
200
400
600
800
1000
1200

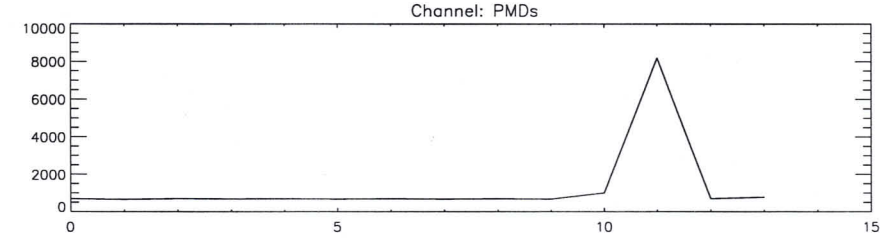
Channel: PMDs
10000
8000
6000
4000
2000
0
0
5
10
15

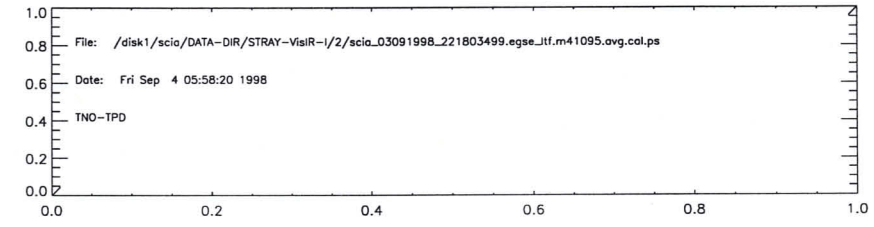
File: /disk1/scia/DATA-DIR/STRAY-VisIR-I/2/scia_03091998_221803499.egse_jtf.m41095.avg.cal.ps
Date: Fri Sep 4 05:58:20 1998
TNO-TPD
1.0
0.8
0.6
0.4
0.2
0.0
0.0
0.2
0.4
0.6
0.8
1.0

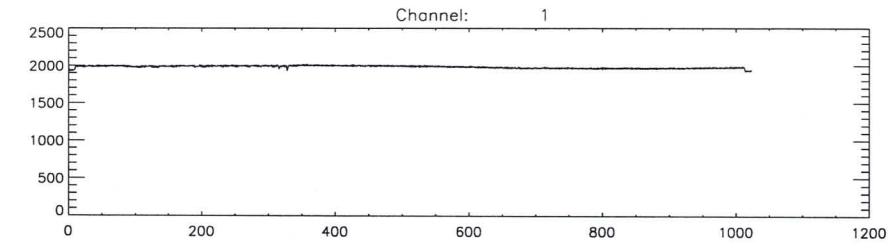
Channel: 1
2500
2000
1500
1000
500
0
0
200
400
600
800
1000
1200

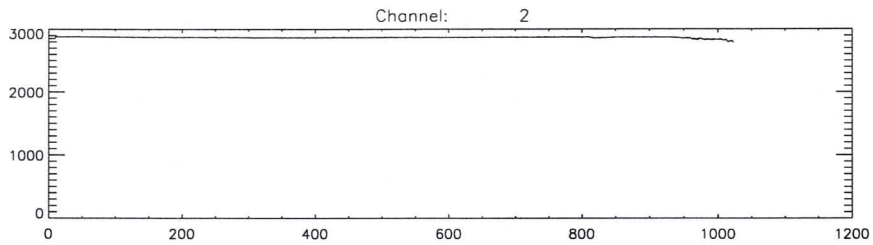
Channel: 2
3000
2000
1000
0
0
200
400
600
800
1000
1200

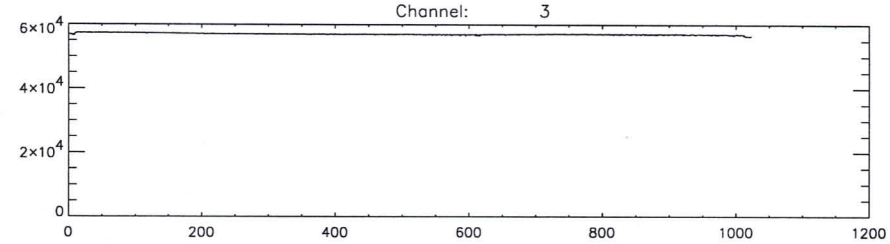
Channel: 3
6×10^4
4×10^4
2×10^4
0
0
200
400
600
800
1000
1200

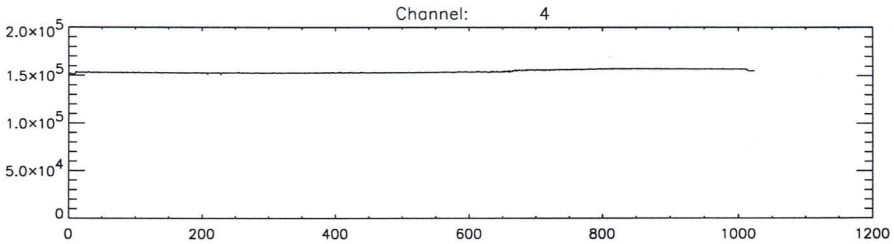
Channel: 4
2.0×10^5
1.5×10^5
1.0×10^5
5.0×10^4
0
0
200
400
600
800
1000
1200

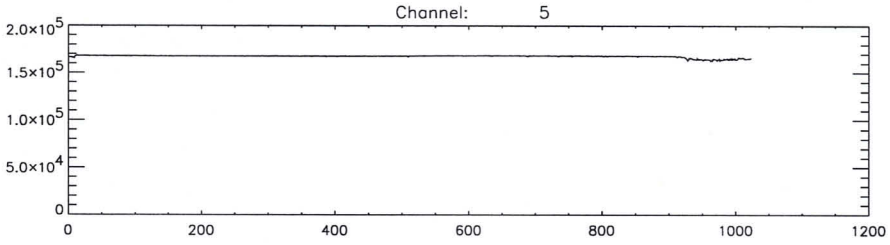
Channel: 5
2.0×10^5
1.5×10^5
1.0×10^5
5.0×10^4
0
0
200
400
600
800
1000
1200

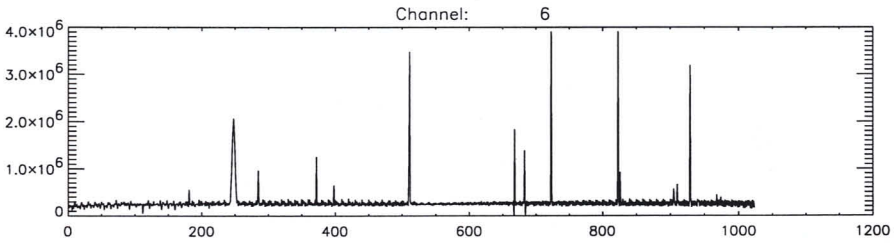
Channel: 6
4.0×10^6
3.0×10^6
2.0×10^6
1.0×10^6
0
0
200
400
600
800
1000
1200

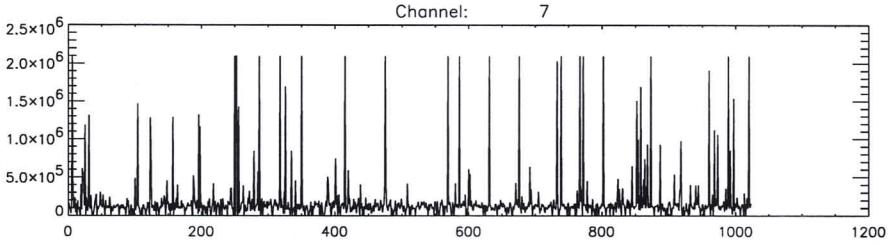
Channel: 7
2.5×10^6
2.0×10^6
1.5×10^6
1.0×10^6
5.0×10^5
0
0
200
400
600
800
1000
1200

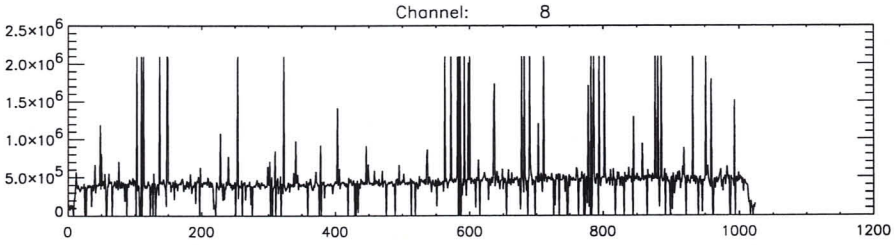
Channel: 8
2.5×10^6
2.0×10^6
1.5×10^6
1.0×10^6
5.0×10^5
0
0
200
400
600
800
1000
1200

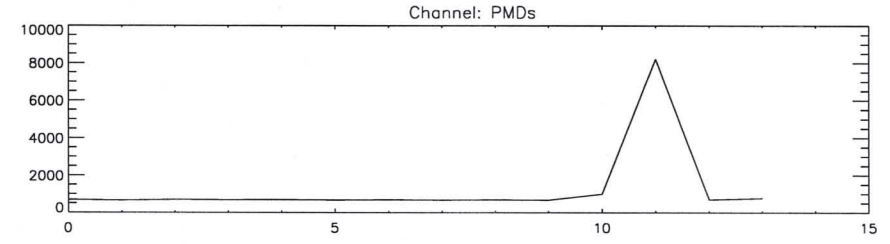
Channel: PMDs
10000
8000
6000
4000
2000
0
0
5
10
15

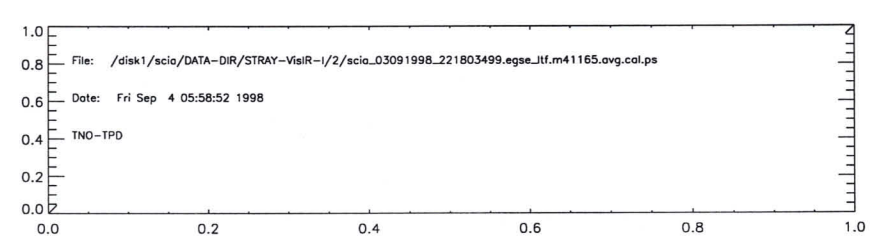
File: /disk1/scia/DATA-DIR/STRAY-VisIR-1/2/scia_03091998_221803499.egse_itf.m41165.ovg.cal.ps
Date: Fri Sep 4 05:58:52 1998
TNO-TPD
1.0
0.8
0.6
0.4
0.2
0.0
0.0
0.2
0.4
0.6
0.8
1.0

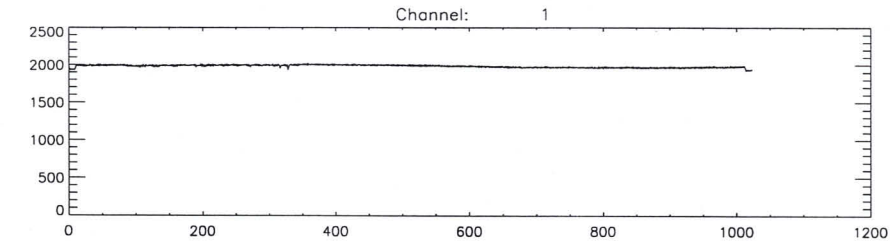
Channel: 1
2500
2000
1500
1000
500
0
0
200
400
600
800
1000
1200

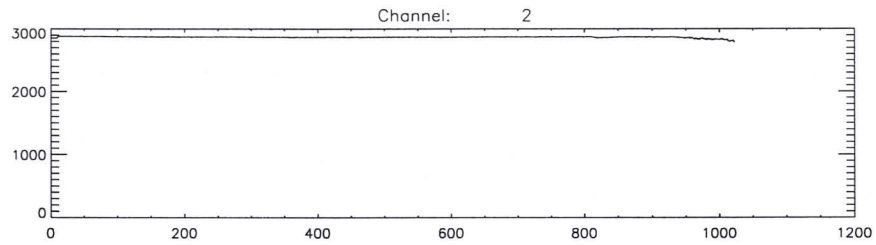
Channel: 2
3000
2000
1000
0
0
200
400
600
800
1000
1200

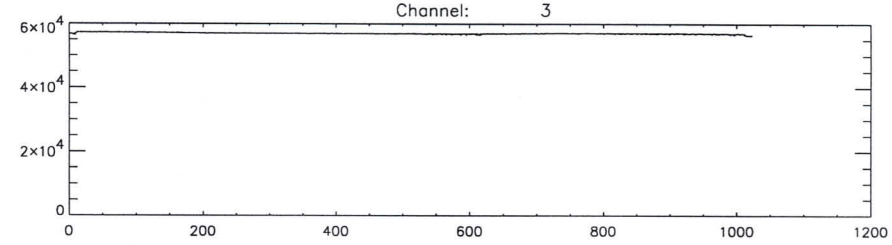
Channel: 3
6×10^4
4×10^4
2×10^4
0
0
200
400
600
800
1000
1200

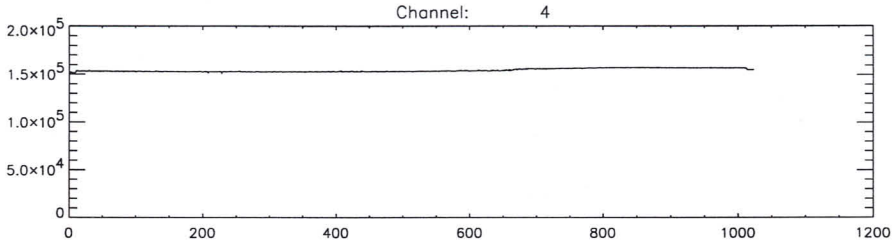
Channel: 4
2.0×10^5
1.5×10^5
1.0×10^5
5.0×10^4
0
0
200
400
600
800
1000
1200

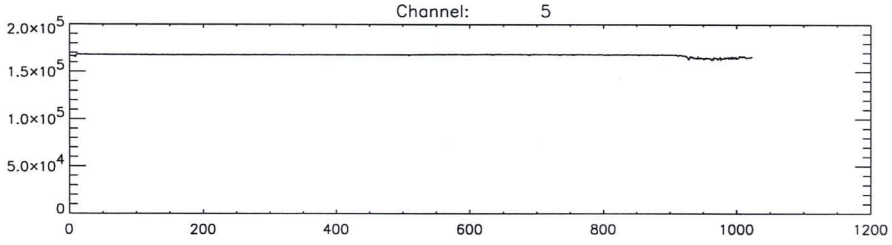
Channel: 5
2.0×10^5
1.5×10^5
1.0×10^5
5.0×10^4
0
0
200
400
600
800
1000
1200

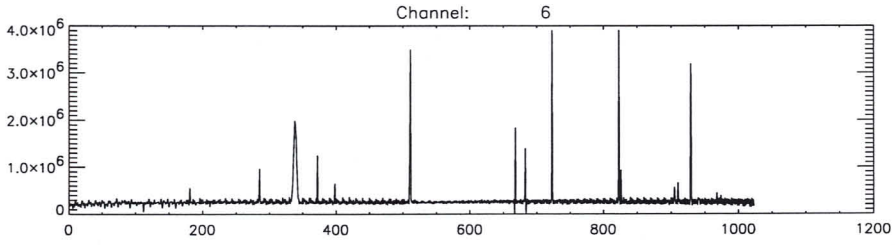
Channel: 6
4.0×10^6
3.0×10^6
2.0×10^6
1.0×10^6
0
0
200
400
600
800
1000
1200

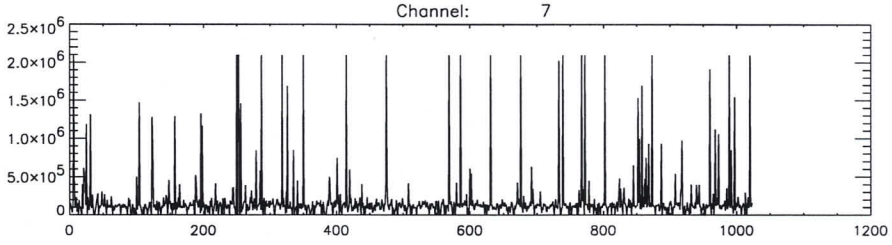
Channel: 7
2.5×10^6
2.0×10^6
1.5×10^6
1.0×10^6
5.0×10^5
0
0
200
400
600
800
1000
1200

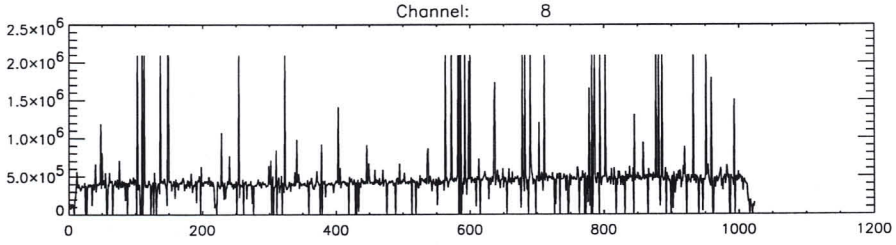
Channel: 8
2.5×10^6
2.0×10^6
1.5×10^6
1.0×10^6
5.0×10^5
0
0
200
400
600
800
1000
1200

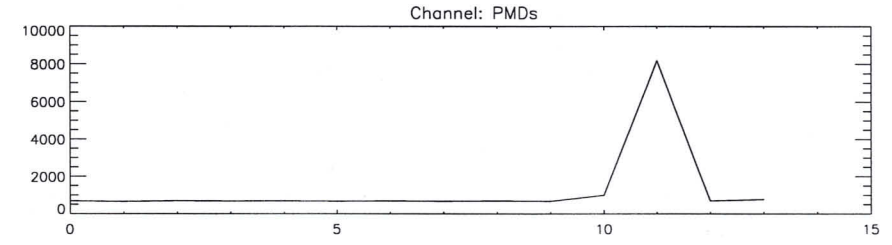
Channel: PMDs
10000
8000
6000
4000
2000
0
0
5
10
15

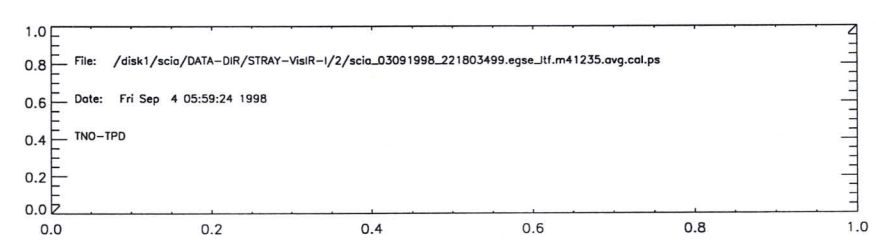
File: /disk1/scia/DATA-DIR/STRAY-VisIR-I/2/scia_03091998_221803499.egse_itf.m41235.avg.cal.ps
Date: Fri Sep 4 05:59:24 1998
TNO-TPD
1.0
0.8
0.6
0.4
0.2
0.0
0.0
0.2
0.4
0.6
0.8
1.0

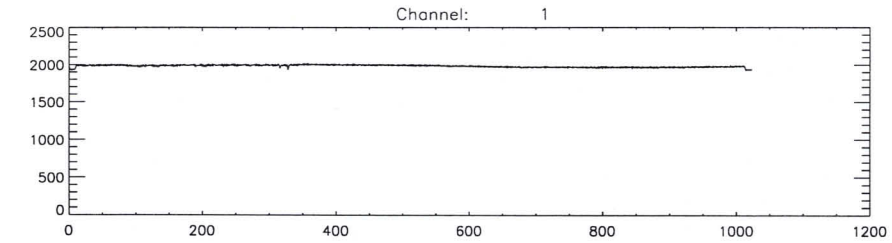
Channel: 1
2500
2000
1500
1000
500
0
0
200
400
600
800
1000
1200

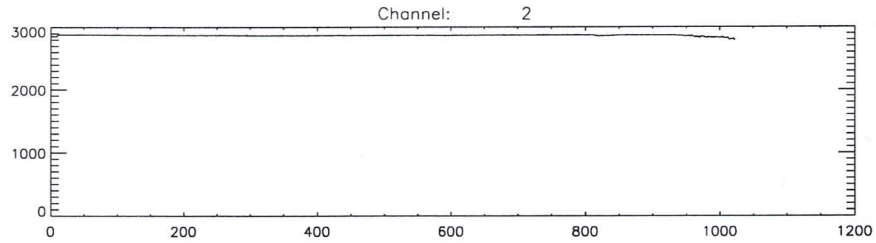
Channel: 2
3000
2000
1000
0
0
200
400
600
800
1000
1200

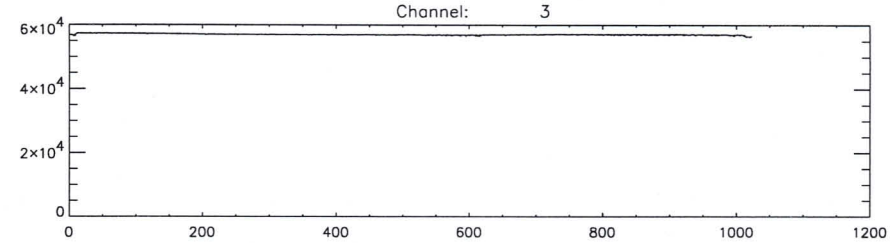
Channel: 3
6×10^4
4×10^4
2×10^4
0
0
200
400
600
800
1000
1200

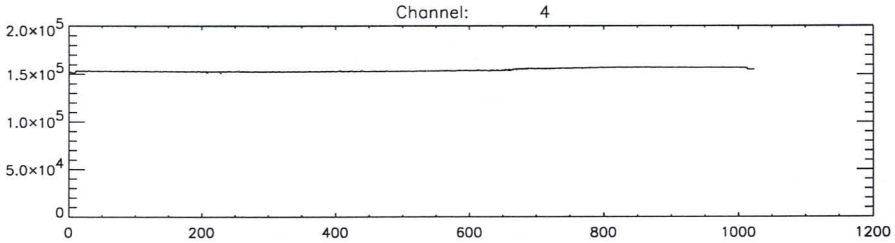
Channel: 4
2.0×10^5
1.5×10^5
1.0×10^5
5.0×10^4
0
0
200
400
600
800
1000
1200

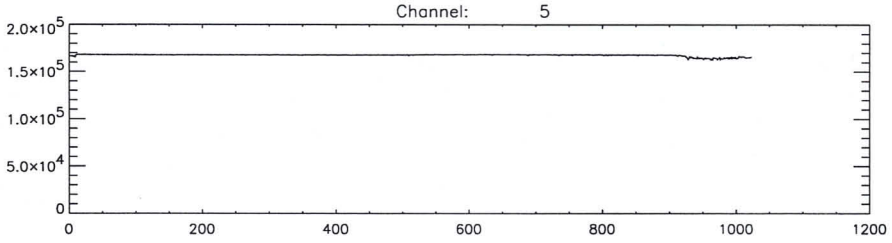
Channel: 5
2.0×10^5
1.5×10^5
1.0×10^5
5.0×10^4
0
0
200
400
600
800
1000
1200

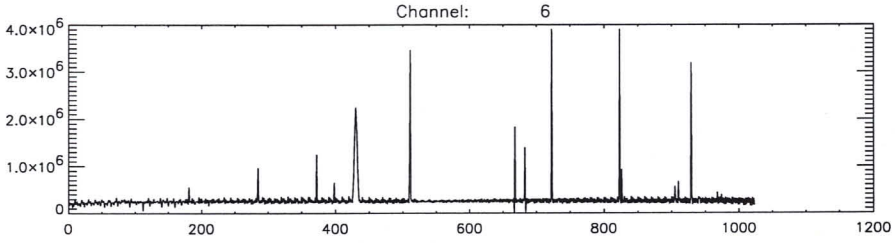
Channel: 6
4.0×10^6
3.0×10^6
2.0×10^6
1.0×10^6
0
0
200
400
600
800
1000
1200

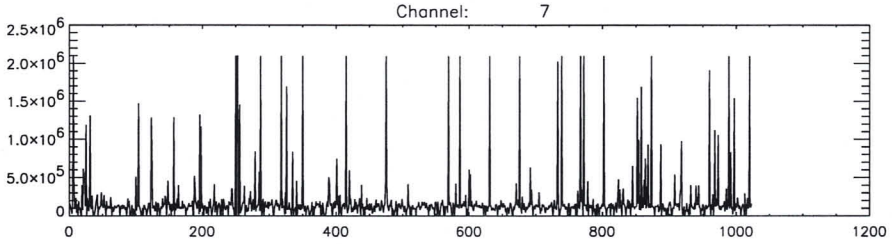
Channel: 7
2.5×10^6
2.0×10^6
1.5×10^6
1.0×10^6
5.0×10^5
0
0
200
400
600
800
1000
1200

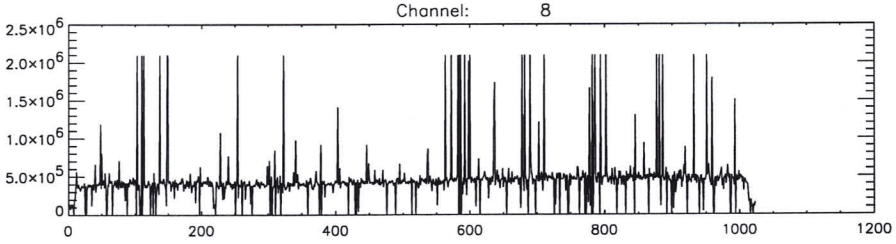
Channel: 8
2.5×10^6
2.0×10^6
1.5×10^6
1.0×10^6
5.0×10^5
0
0
200
400
600
800
1000
1200

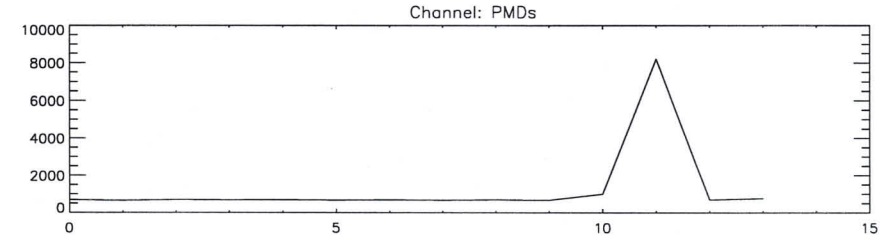
Channel: PMDs
10000
8000
6000
4000
2000
0
0
5
10
15

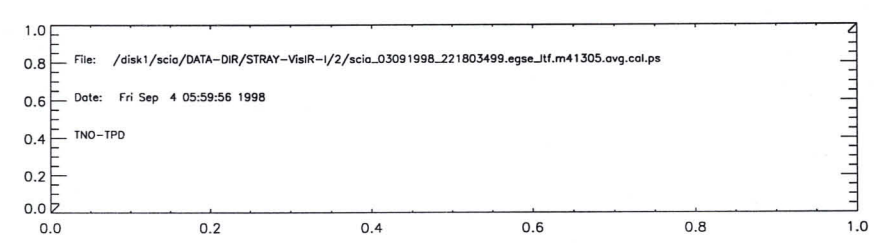
File: /disk1/scia/DATA-DIR/STRAY-VisIR-1/2/scia_03091998_221803499.egse_ltf.m41305.avg.cal.ps
Date: Fri Sep 4 05:59:56 1998
TNO-TPD
1.0
0.8
0.6
0.4
0.2
0.0
0.0
0.2
0.4
0.6
0.8
1.0

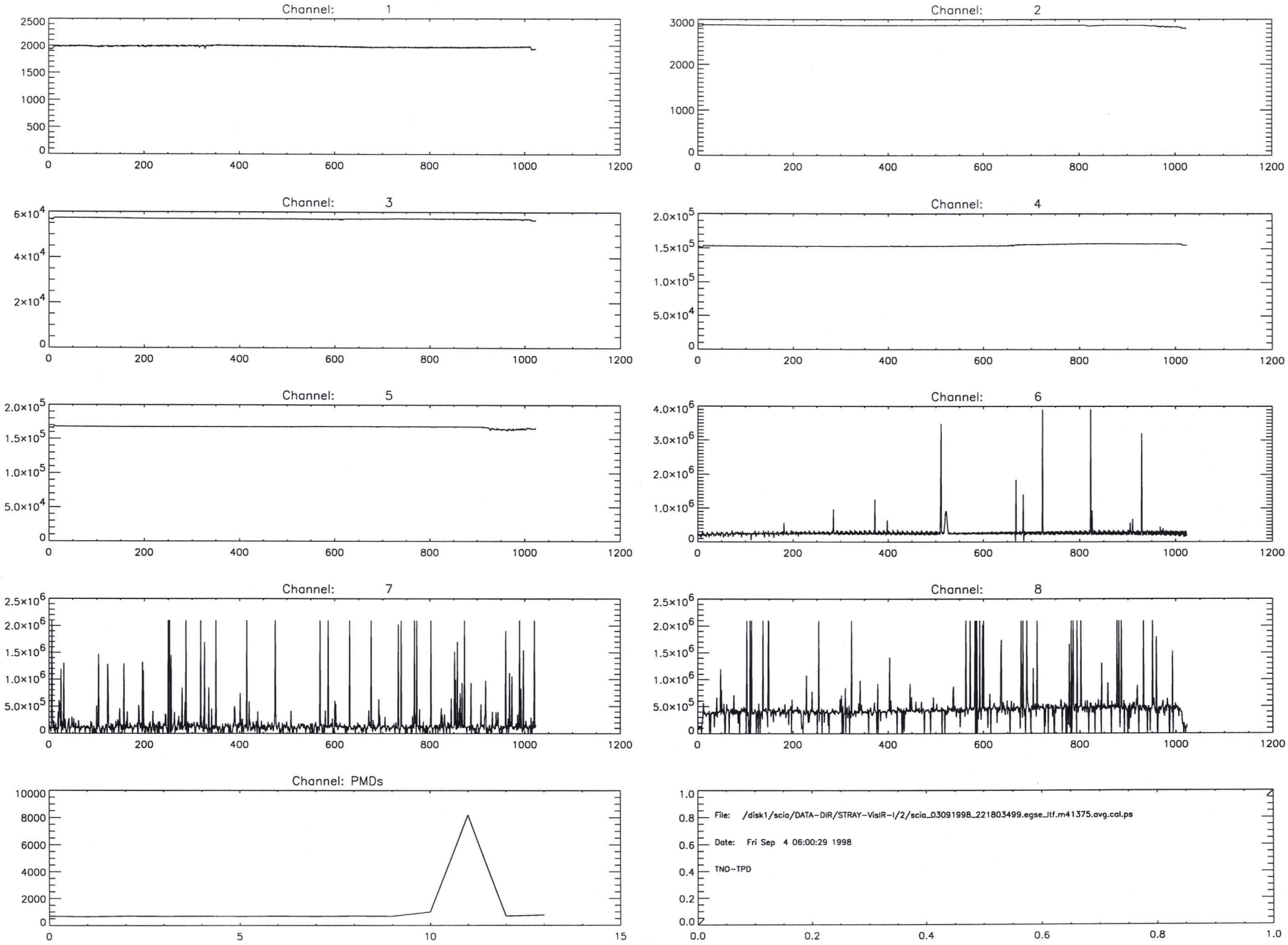
Channel: 1
Channel: 2
Channel: 3
Channel: 4
Channel: 5
Channel: 6
Channel: 7
Channel: 8
Channel: PMDs
File: /disk1/scia/DATA-DIR/STRAY-VisIR-1/2/scia_03091998_221803499.egse_itf.m41375.avg.cal.ps
Date: Fri Sep 4 06:00:29 1998
TNO-TPD

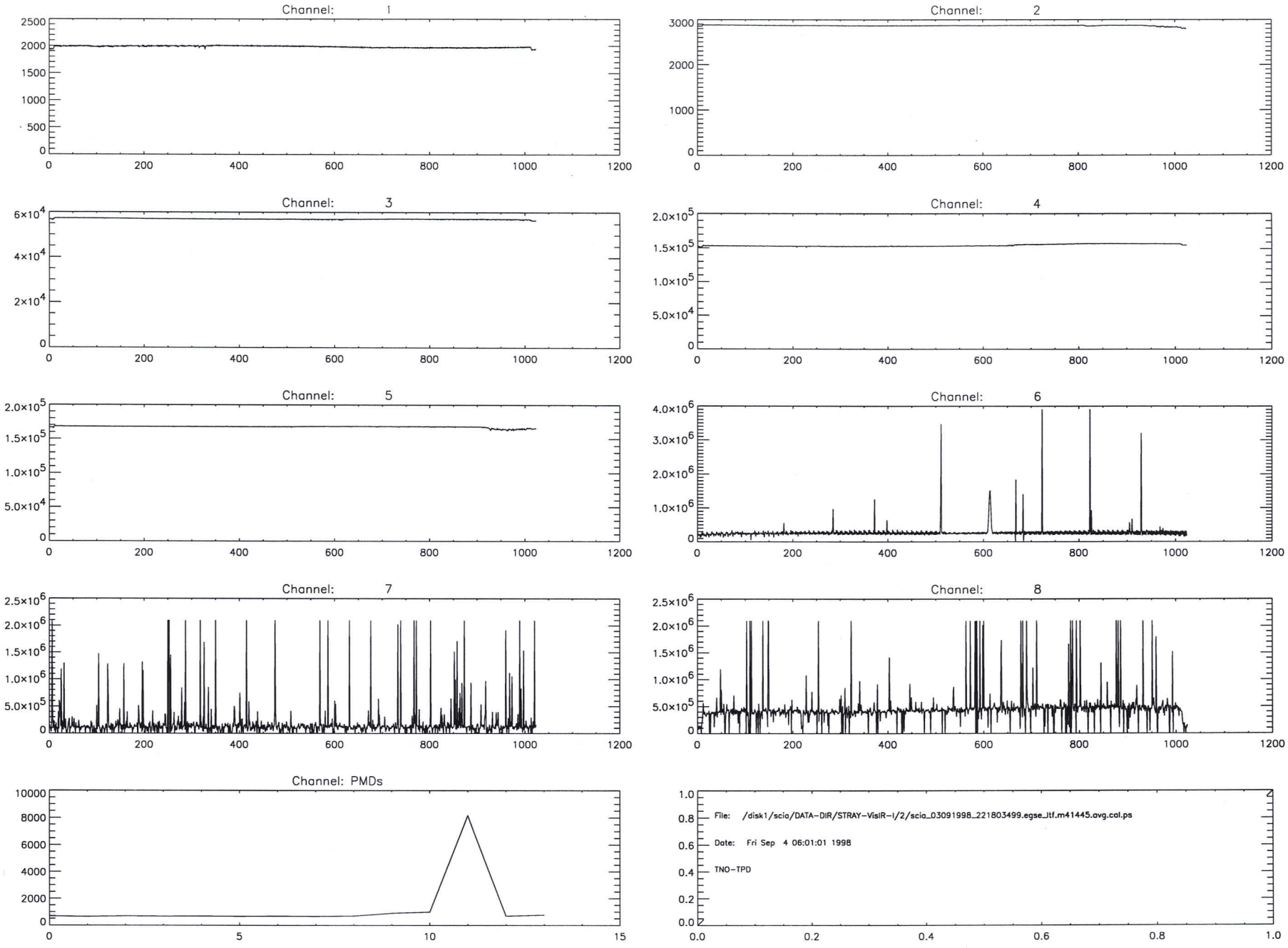
Channel: 1
Channel: 2
Channel: 3
Channel: 4
Channel: 5
Channel: 6
Channel: 7
Channel: 8
Channel: PMDs
File: /disk1/scia/DATA-DIR/STRAY-VisIR-1/2/scia_03091998_221803499.egse_itf.m41445.avg.cal.ps
Date: Fri Sep 4 06:01:01 1998
TNO-TPD

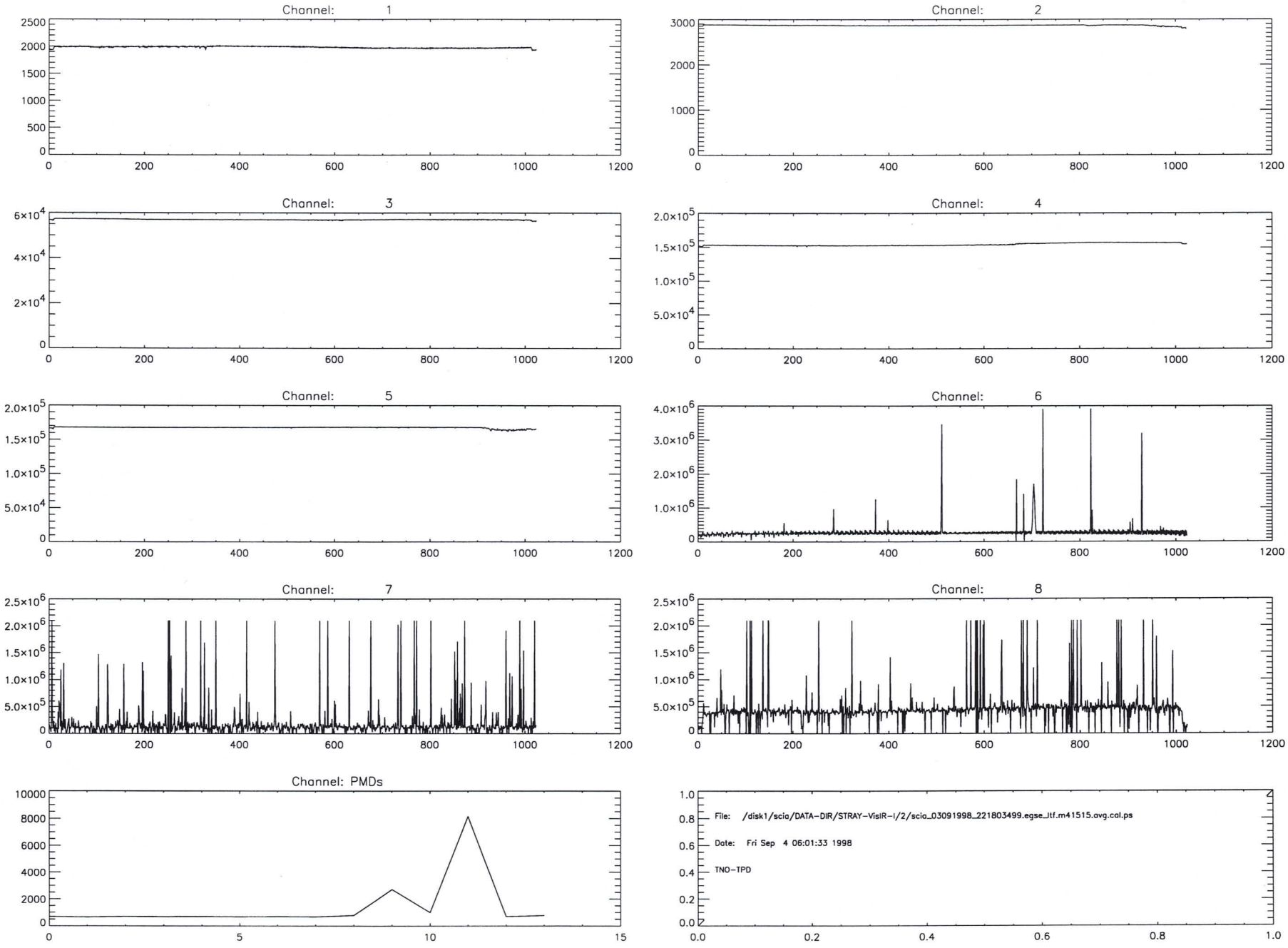
Channel: 1
Channel: 2
Channel: 3
Channel: 4
Channel: 5
Channel: 6
Channel: 7
Channel: 8
Channel: PMDs
File: /disk1/scia/DATA-DIR/STRAY-VisIR-1/2/scia_03091998_221803499.egse_itf.m41515.avg.cal.ps
Date: Fri Sep 4 06:01:33 1998
TNO-TPD

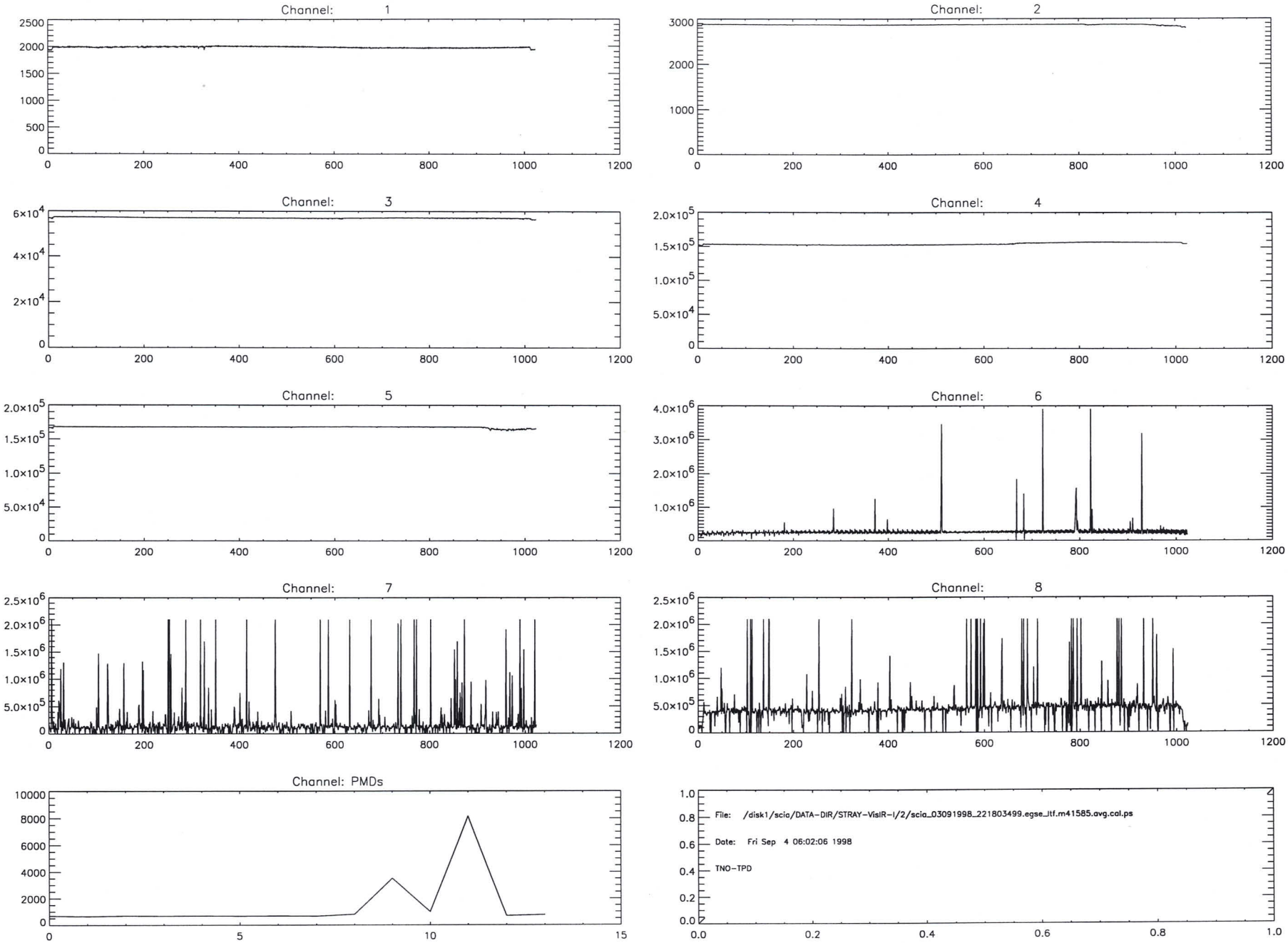
Channel: 1
Channel: 2
Channel: 3
Channel: 4
Channel: 5
Channel: 6
Channel: 7
Channel: 8
Channel: PMDs
File: /disk1/scia/DATA-DIR/STRAY-VisIR-I/2/scia_03091998_221803499.egse_itf.m41585.avg.cal.ps
Date: Fri Sep 4 06:02:06 1998
TNO-TPD

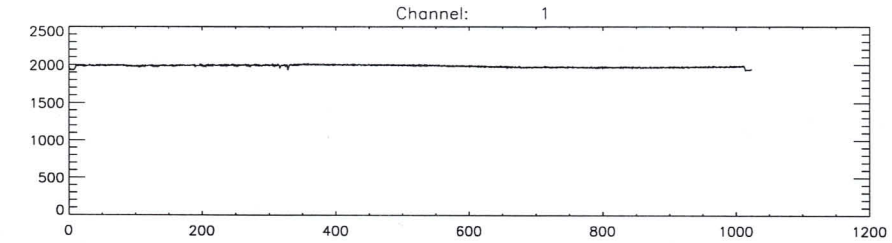
Channel: 1
2500
2000
1500
1000
500
0
0
200
400
600
800
1000
1200

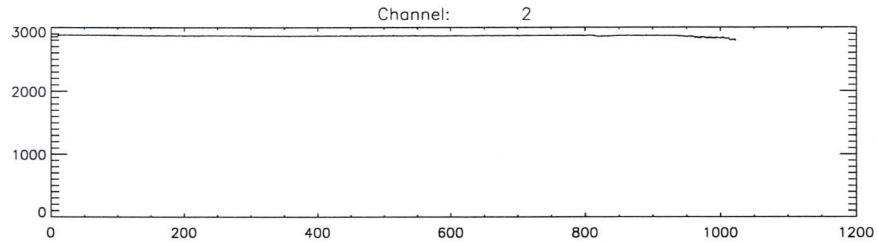
Channel: 2
3000
2000
1000
0
0
200
400
600
800
1000
1200

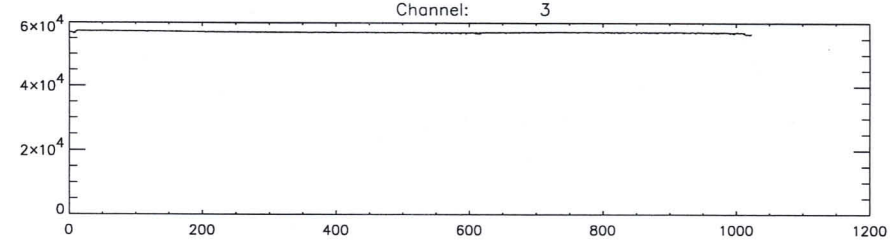
Channel: 3
6×10^4
4×10^4
2×10^4
0
0
200
400
600
800
1000
1200

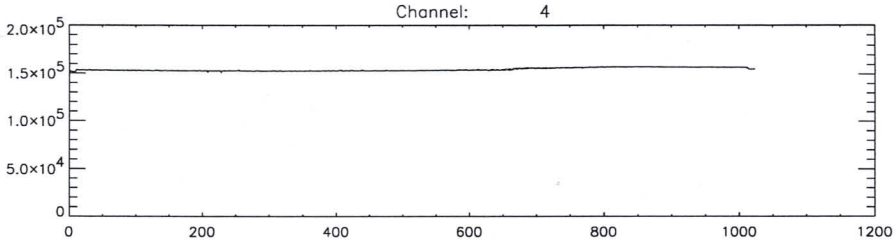
Channel: 4
2.0×10^5
1.5×10^5
1.0×10^5
5.0×10^4
0
0
200
400
600
800
1000
1200

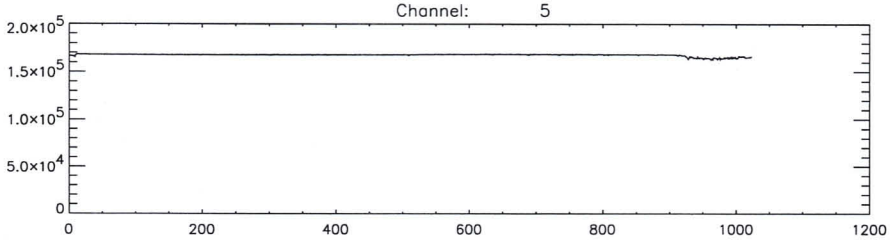
Channel: 5
2.0×10^5
1.5×10^5
1.0×10^5
5.0×10^4
0
0
200
400
600
800
1000
1200

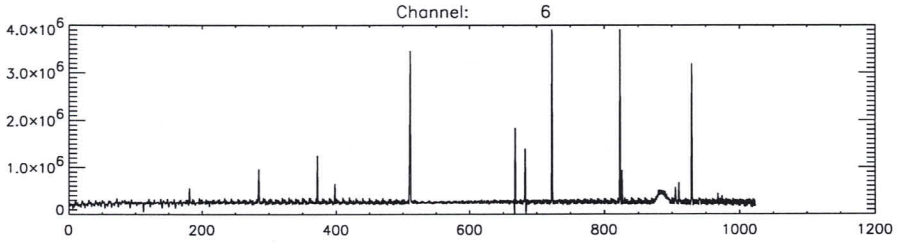
Channel: 6
4.0×10^6
3.0×10^6
2.0×10^6
1.0×10^6
0
0
200
400
600
800
1000
1200

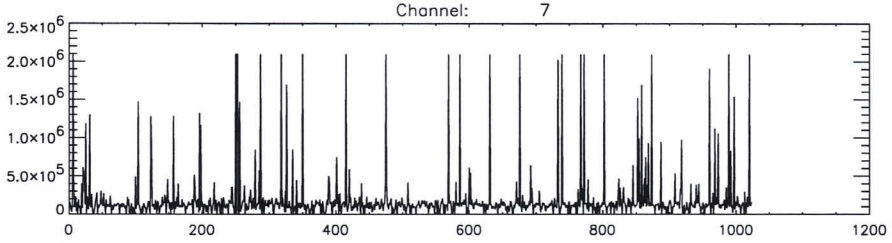
Channel: 7
2.5×10^6
2.0×10^6
1.5×10^6
1.0×10^6
5.0×10^5
0
0
200
400
600
800
1000
1200

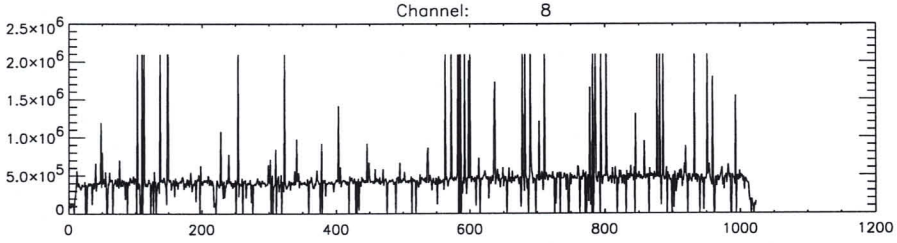
Channel: 8
2.5×10^6
2.0×10^6
1.5×10^6
1.0×10^6
5.0×10^5
0
0
200
400
600
800
1000
1200

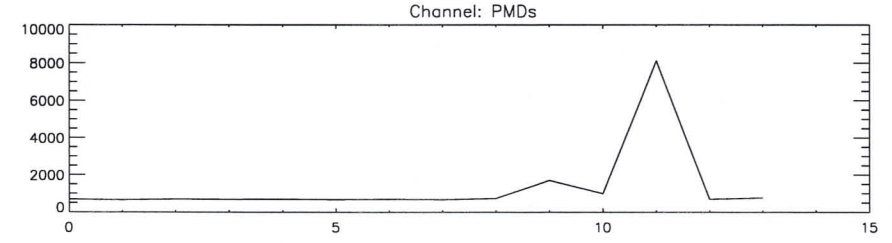
Channel: PMDs
10000
8000
6000
4000
2000
0
0
5
10
15

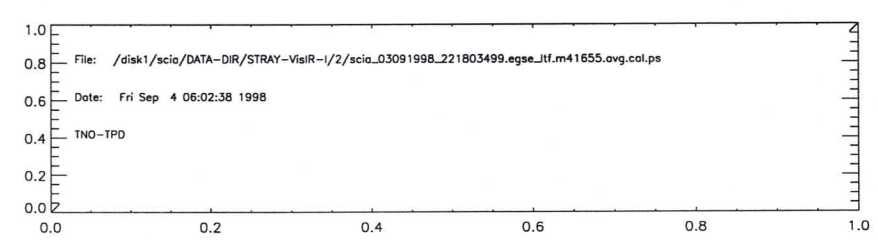
File: /disk1/scia/DATA-DIR/STRAY-VisIR-1/2/scia_03091998_221803499.egse_itf.m41655.avg.cal.ps
Date: Fri Sep 4 06:02:38 1998
TNO-TPD
1.0
0.8
0.6
0.4
0.2
0.0
0.0
0.2
0.4
0.6
0.8
1.0

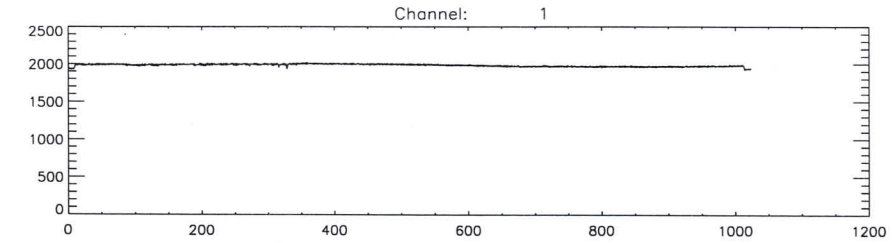
Channel: 1
2500
2000
1500
1000
500
0
0
200
400
600
800
1000
1200

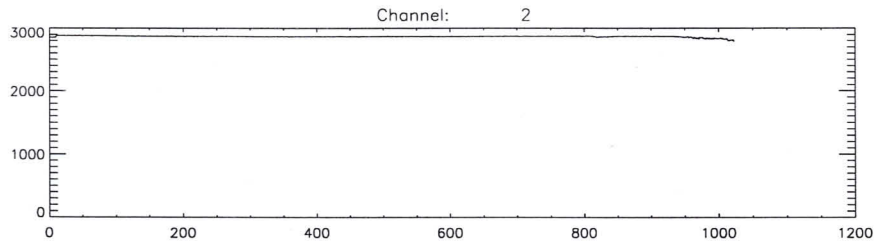
Channel: 2
3000
2000
1000
0
0
200
400
600
800
1000
1200

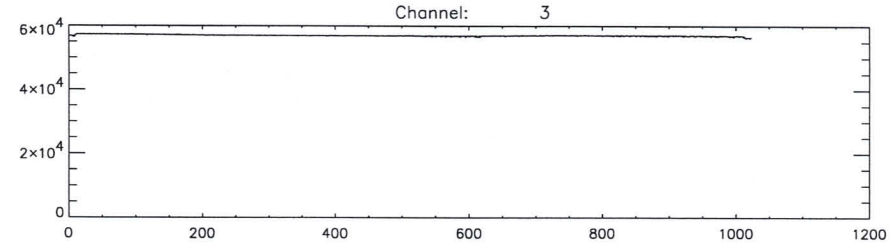
Channel: 3
6×10^4
4×10^4
2×10^4
0
0
200
400
600
800
1000
1200

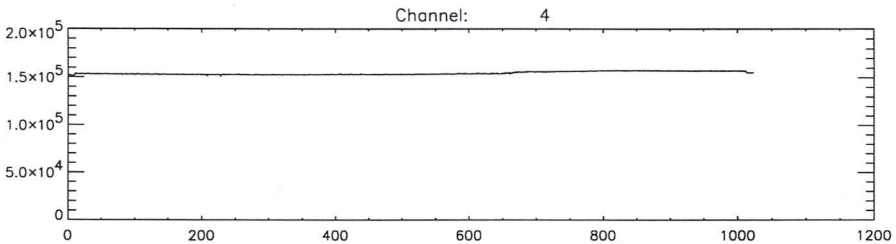
Channel: 4
2.0×10^5
1.5×10^5
1.0×10^5
5.0×10^4
0
0
200
400
600
800
1000
1200

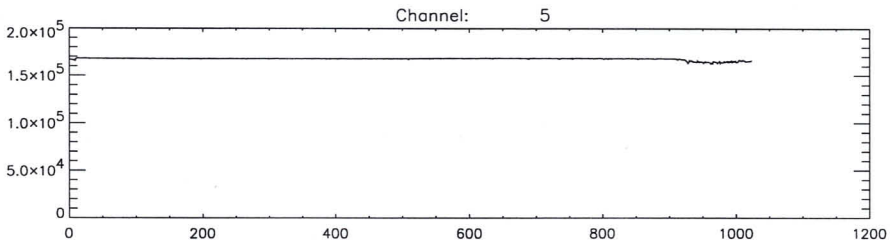
Channel: 5
2.0×10^5
1.5×10^5
1.0×10^5
5.0×10^4
0
0
200
400
600
800
1000
1200

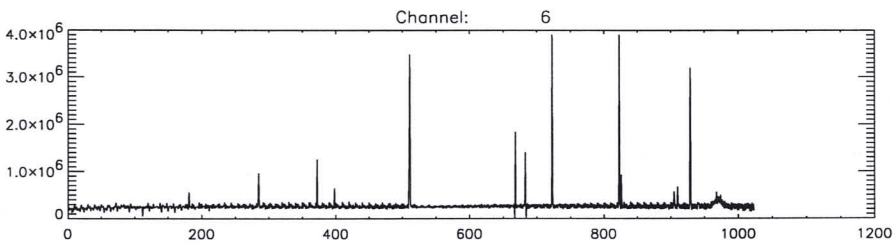
Channel: 6
4.0×10^6
3.0×10^6
2.0×10^6
1.0×10^6
0
0
200
400
600
800
1000
1200

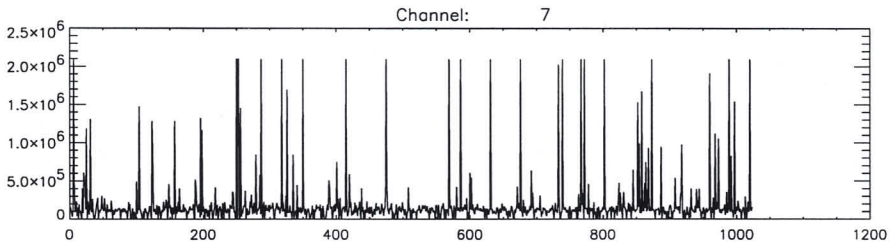
Channel: 7
2.5×10^6
2.0×10^6
1.5×10^6
1.0×10^6
5.0×10^5
0
0
200
400
600
800
1000
1200

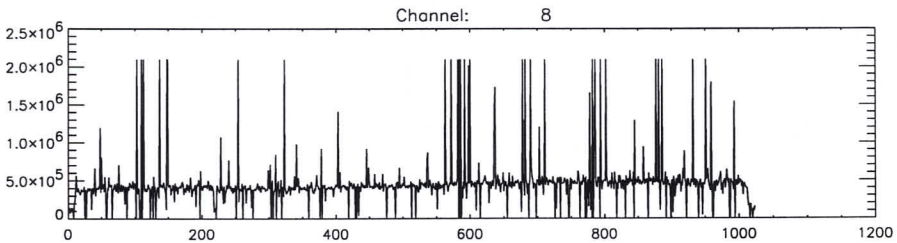
Channel: 8
2.5×10^6
2.0×10^6
1.5×10^6
1.0×10^6
5.0×10^5
0
0
200
400
600
800
1000
1200

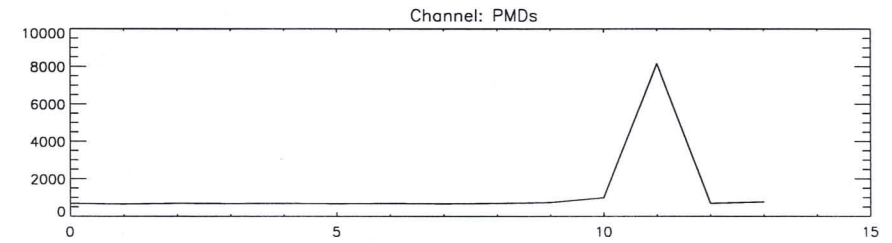
Channel: PMDs
10000
8000
6000
4000
2000
0
0
5
10
15

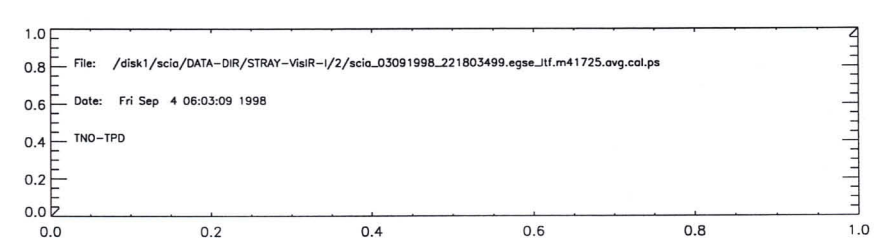
File: /disk1/scia/DATA-DIR/STRAY-VisIR-1/2/scia_03091998_221803499.egse_jtf.m41725.avg.cal.ps
Date: Fri Sep 4 06:03:09 1998
TNO-TPD
1.0
0.8
0.6
0.4
0.2
0.0
0.0
0.2
0.4
0.6
0.8
1.0

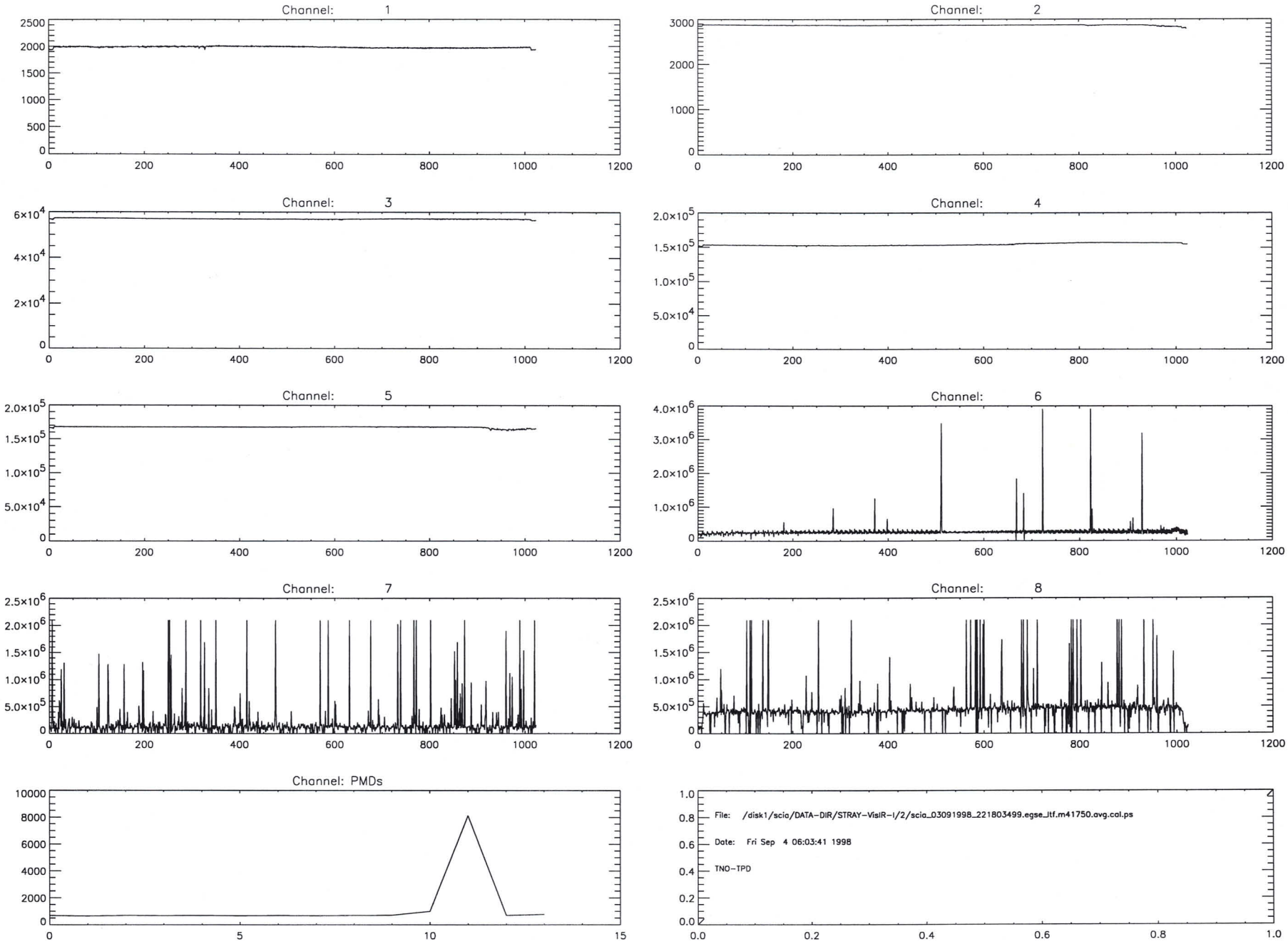
Channel: 1
Channel: 2
Channel: 3
Channel: 4
Channel: 5
Channel: 6
Channel: 7
Channel: 8
Channel: PMDs
File: /disk1/scia/DATA-DIR/STRAY-VisIR-1/2/scia_03091998_221803499.egse_itf.m41750.avg.cal.ps
Date: Fri Sep 4 06:03:41 1998
TNO-TPD

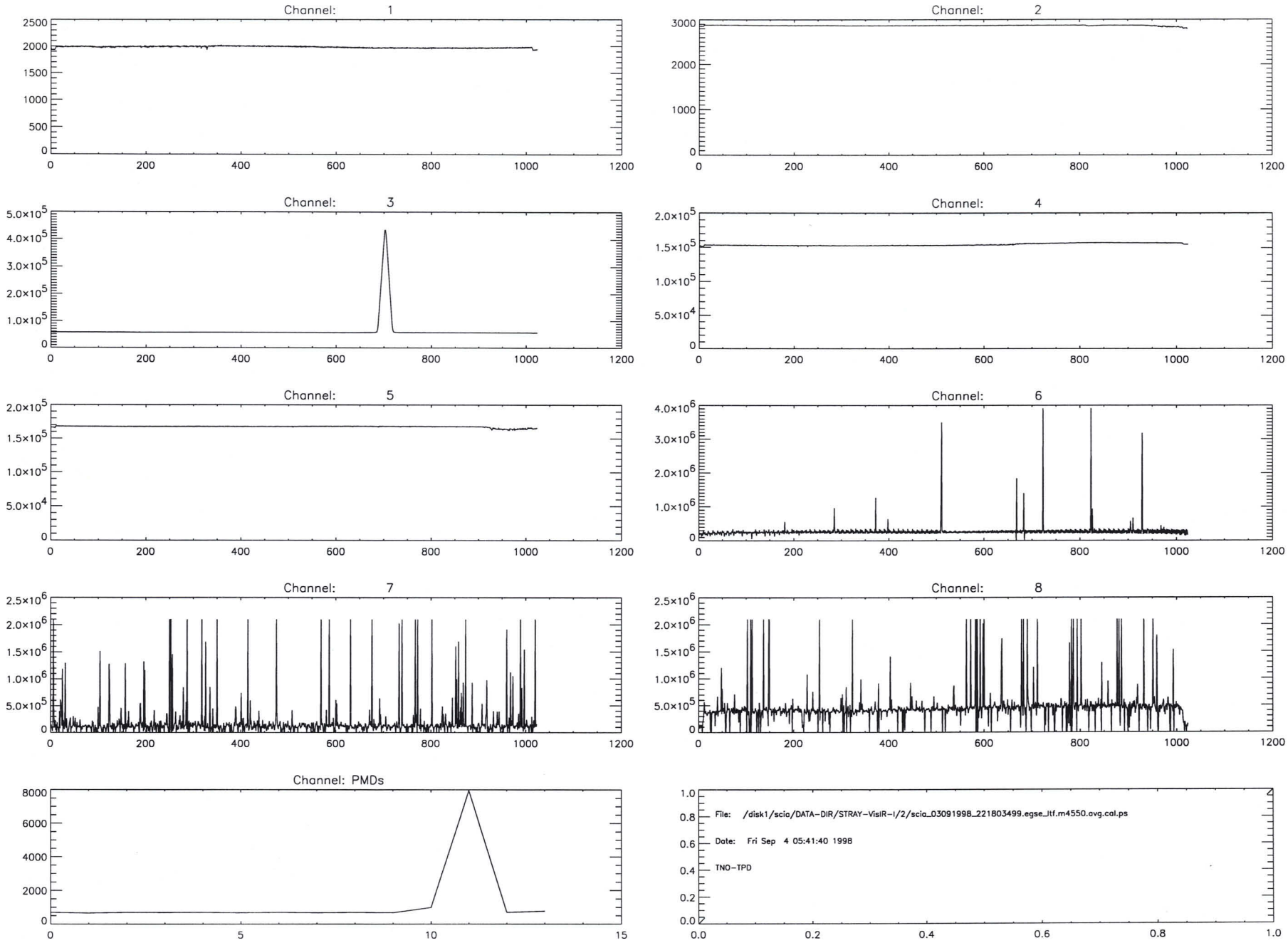
Channel: 1
Channel: 2
Channel: 3
Channel: 4
Channel: 5
Channel: 6
Channel: 7
Channel: 8
Channel: PMDs
File: /disk1/scia/DATA-DIR/STRAY-VisIR-1/2/scia_03091998_221803499.egse_Itf.m4550.avg.cal.ps
Date: Fri Sep 4 05:41:40 1998
TNO-TPD

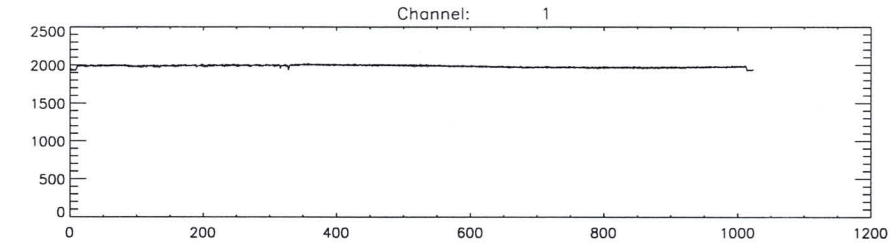
Channel: 1
2500
2000
1500
1000
500
0
0
200
400
600
800
1000
1200

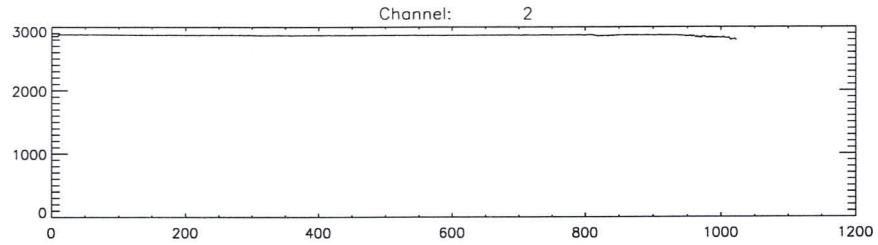
Channel: 2
3000
2000
1000
0
0
200
400
600
800
1000
1200

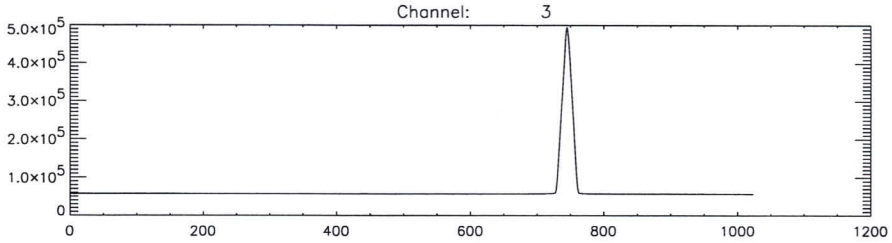
Channel: 3
5.0x10^5
4.0x10^5
3.0x10^5
2.0x10^5
1.0x10^5
0
0
200
400
600
800
1000
1200

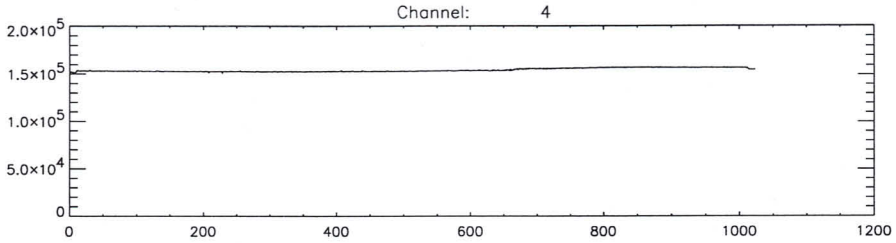
Channel: 4
2.0x10^5
1.5x10^5
1.0x10^5
5.0x10^4
0
0
200
400
600
800
1000
1200

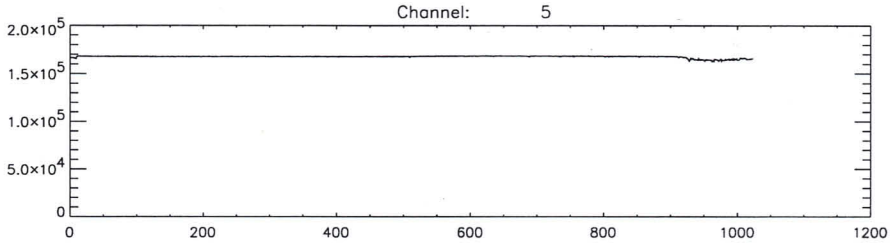
Channel: 5
2.0x10^5
1.5x10^5
1.0x10^5
5.0x10^4
0
0
200
400
600
800
1000
1200

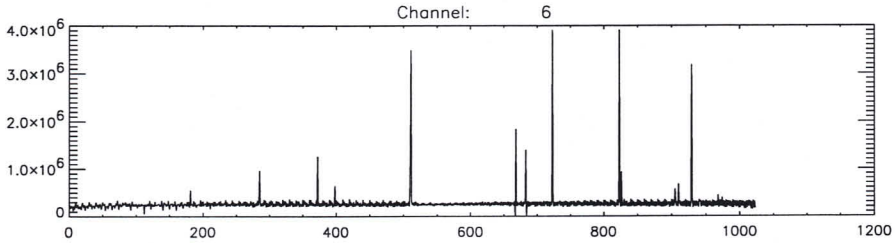
Channel: 6
4.0x10^6
3.0x10^6
2.0x10^6
1.0x10^6
0
0
200
400
600
800
1000
1200

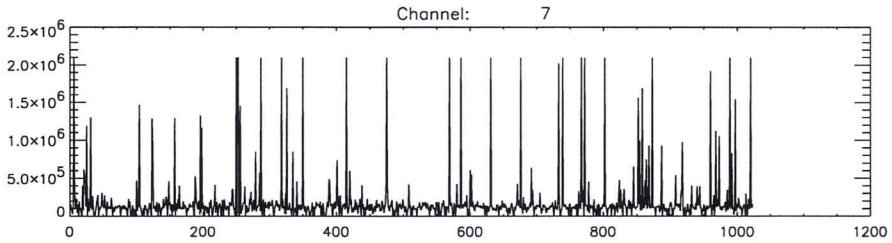
Channel: 7
2.5x10^6
2.0x10^6
1.5x10^6
1.0x10^6
5.0x10^5
0
0
200
400
600
800
1000
1200

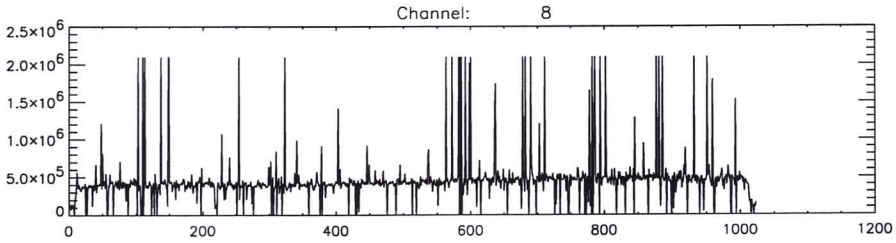
Channel: 8
2.5x10^6
2.0x10^6
1.5x10^6
1.0x10^6
5.0x10^5
0
0
200
400
600
800
1000
1200

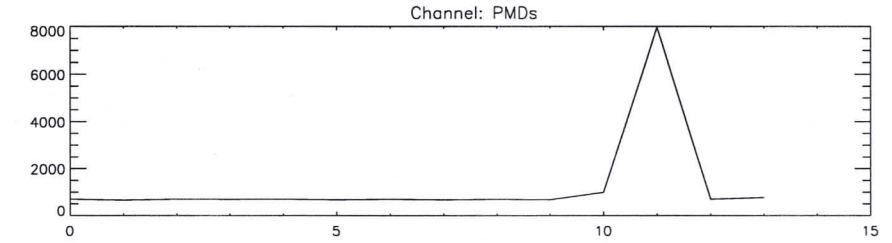
Channel: PMDs
8000
6000
4000
2000
0
0
5
10
15

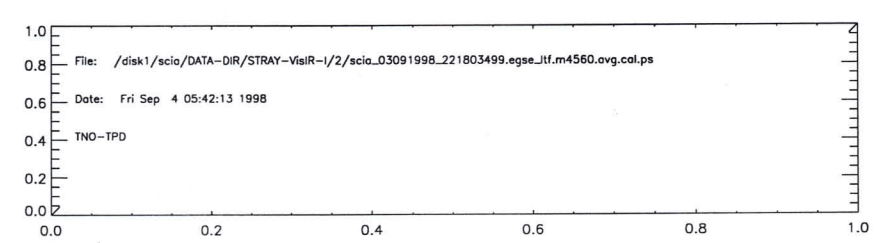
File: /disk1/scia/DATA-DIR/STRAY-VisIR-1/2/scia_03091998_221803499.egse_ltf.m4560.avg.cal.ps
Date: Fri Sep 4 05:42:13 1998
TNO-TPD
1.0
0.8
0.6
0.4
0.2
0.0
0.0
0.2
0.4
0.6
0.8
1.0

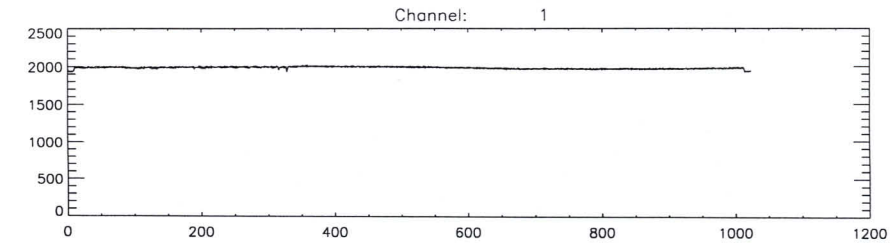
Channel: 1
2500
2000
1500
1000
500
0
0
200
400
600
800
1000
1200

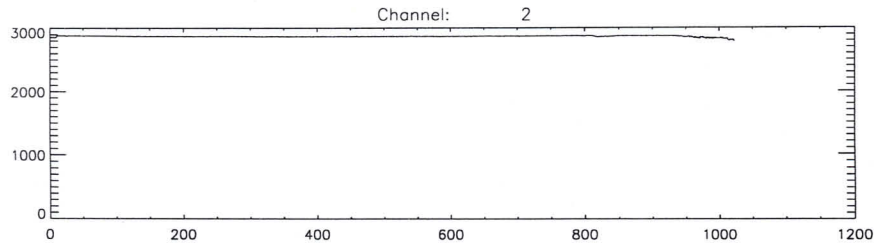
Channel: 2
3000
2000
1000
0
0
200
400
600
800
1000
1200

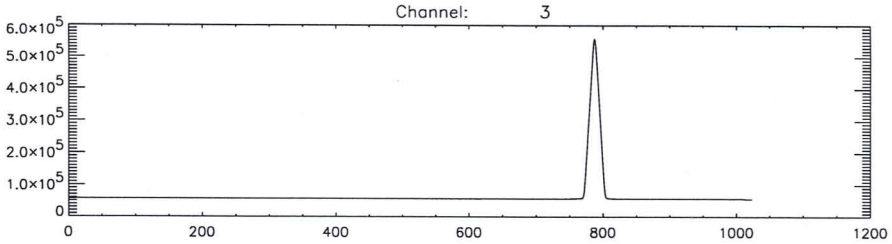
Channel: 3
6.0x10^5
5.0x10^5
4.0x10^5
3.0x10^5
2.0x10^5
1.0x10^5
0
0
200
400
600
800
1000
1200

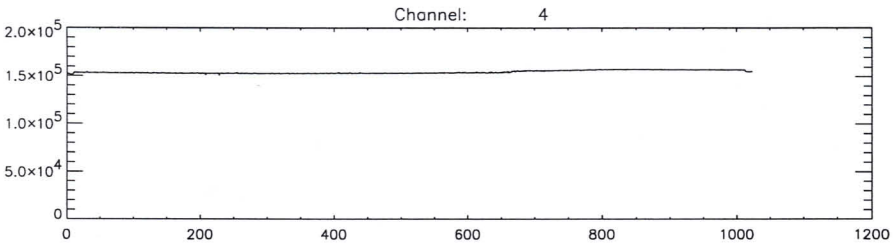
Channel: 4
2.0x10^5
1.5x10^5
1.0x10^5
5.0x10^4
0
0
200
400
600
800
1000
1200

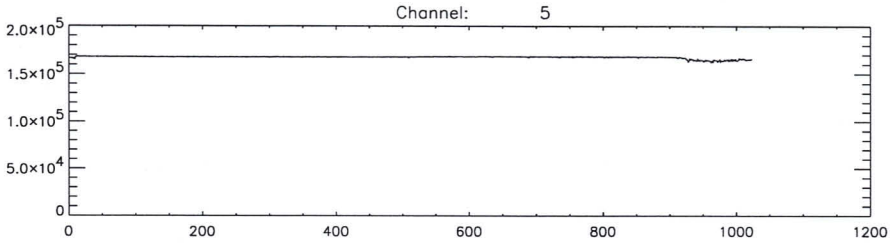
Channel: 5
2.0x10^5
1.5x10^5
1.0x10^5
5.0x10^4
0
0
200
400
600
800
1000
1200

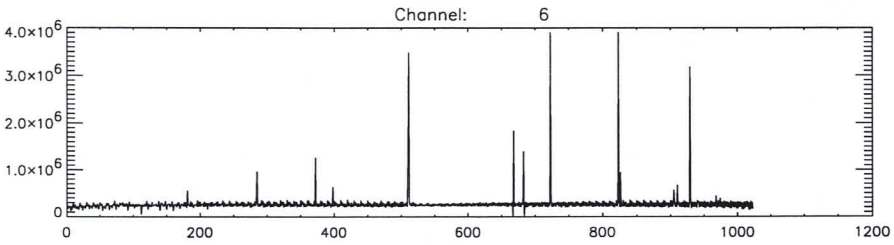
Channel: 6
4.0x10^6
3.0x10^6
2.0x10^6
1.0x10^6
0
0
200
400
600
800
1000
1200

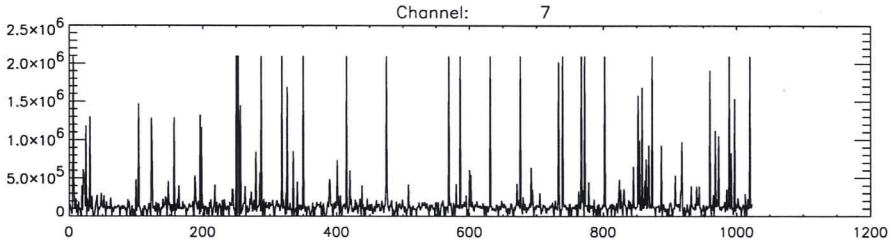
Channel: 7
2.5x10^6
2.0x10^6
1.5x10^6
1.0x10^6
5.0x10^5
0
0
200
400
600
800
1000
1200

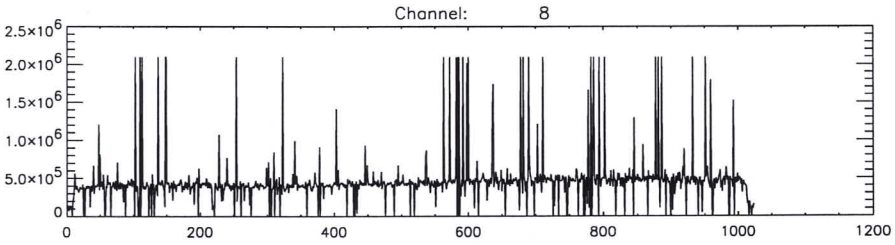
Channel: 8
2.5x10^6
2.0x10^6
1.5x10^6
1.0x10^6
5.0x10^5
0
0
200
400
600
800
1000
1200

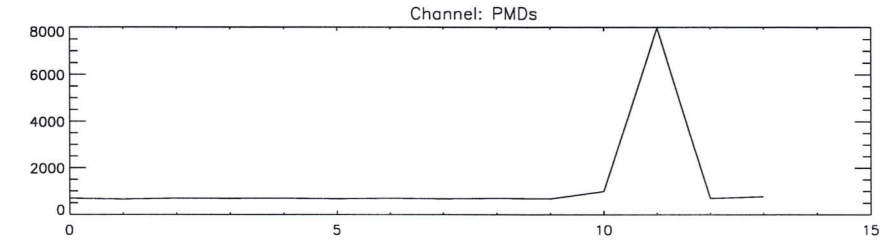
Channel: PMDs
8000
6000
4000
2000
0
0
5
10
15

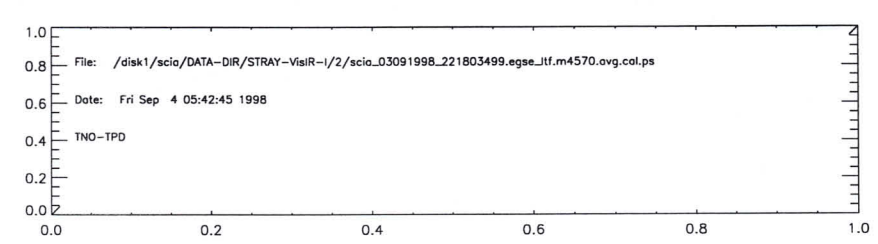
File: /disk1/scia/DATA-DIR/STRAY-VisIR-1/2/scia_03091998_221803499.egse_itf.m4570.avg.cal.ps
Date: Fri Sep 4 05:42:45 1998
TNO-TPD
1.0
0.8
0.6
0.4
0.2
0.0
0.0
0.2
0.4
0.6
0.8
1.0

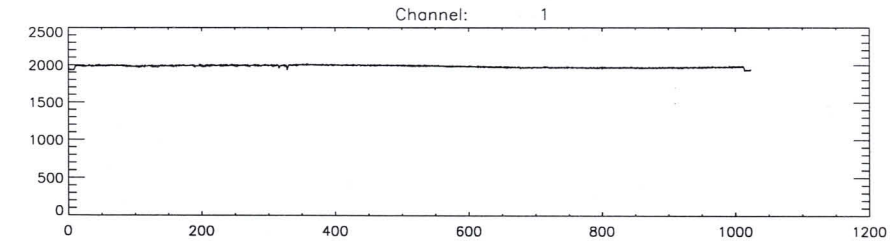
Channel: 1
2500
2000
1500
1000
500
0
0
200
400
600
800
1000
1200

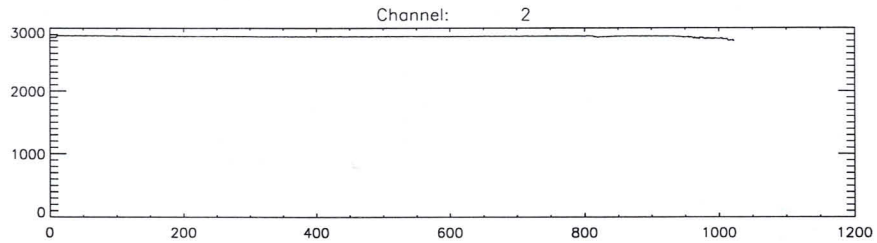
Channel: 2
3000
2000
1000
0
0
200
400
600
800
1000
1200

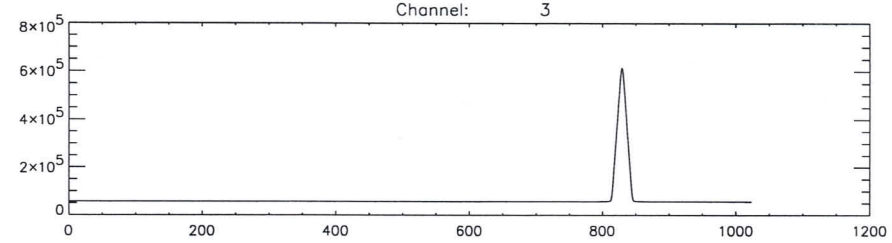
Channel: 3
8×10^5
6×10^5
4×10^5
2×10^5
0
0
200
400
600
800
1000
1200

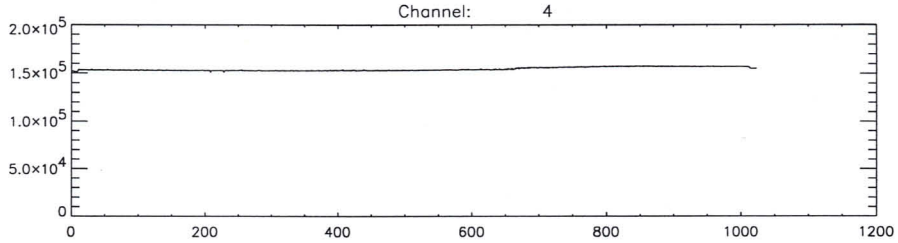
Channel: 4
2.0×10^5
1.5×10^5
1.0×10^5
5.0×10^4
0
0
200
400
600
800
1000
1200

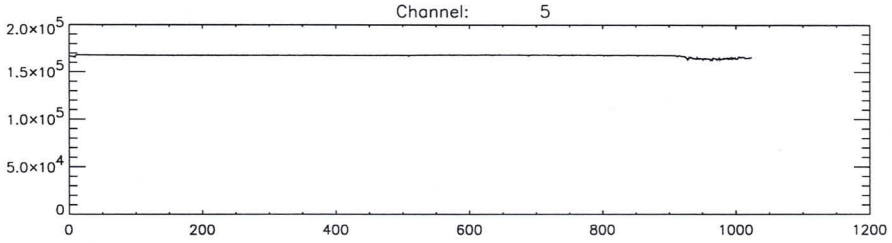
Channel: 5
2.0×10^5
1.5×10^5
1.0×10^5
5.0×10^4
0
0
200
400
600
800
1000
1200

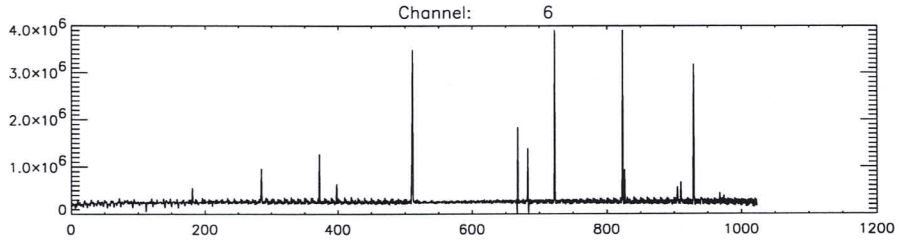
Channel: 6
4.0×10^6
3.0×10^6
2.0×10^6
1.0×10^6
0
0
200
400
600
800
1000
1200

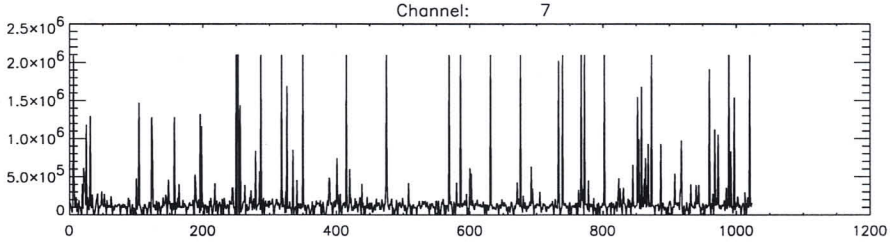
Channel: 7
2.5×10^6
2.0×10^6
1.5×10^6
1.0×10^6
5.0×10^5
0
0
200
400
600
800
1000
1200

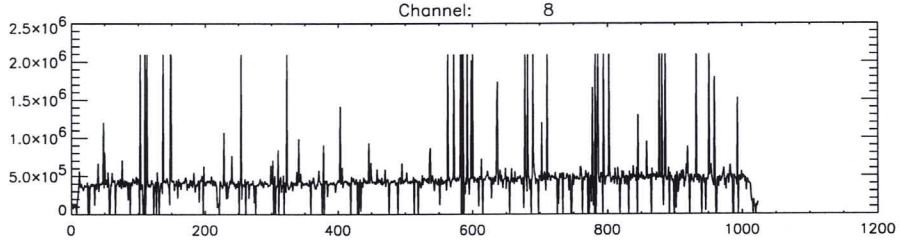
Channel: 8
2.5×10^6
2.0×10^6
1.5×10^6
1.0×10^6
5.0×10^5
0
0
200
400
600
800
1000
1200

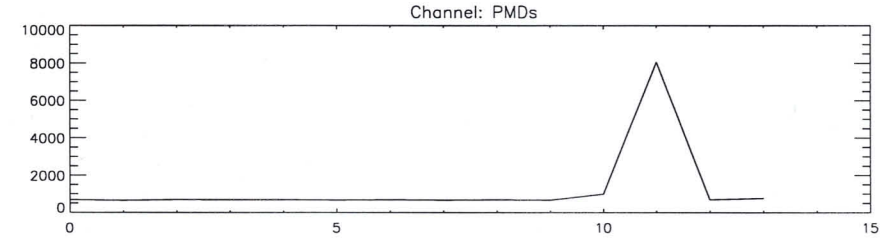
Channel: PMDs
10000
8000
6000
4000
2000
0
0
5
10
15

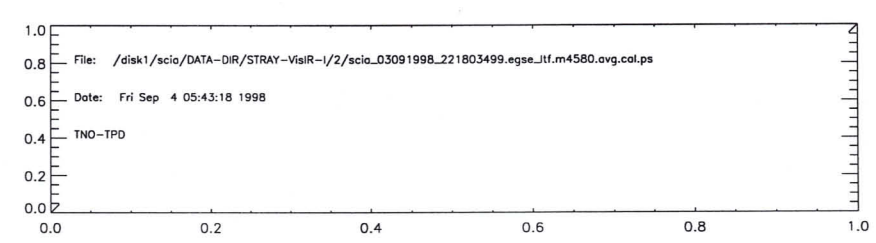
File: /disk1/scia/DATA-DIR/STRAY-VisIR-1/2/scia_03091998_221803499.egse_1tf.m4580.avg.cal.ps
Date: Fri Sep 4 05:43:18 1998
TNO-TPD
1.0
0.8
0.6
0.4
0.2
0.0
0.0
0.2
0.4
0.6
0.8
1.0

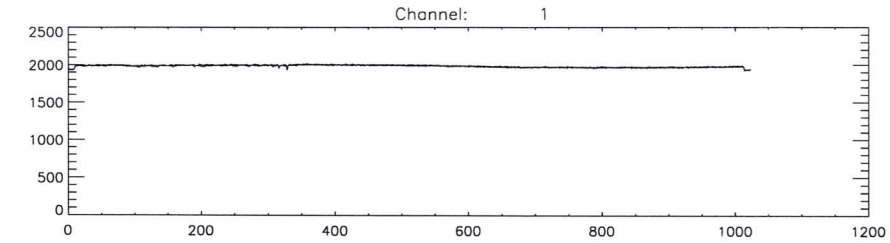
Channel: 1
2500
2000
1500
1000
500
0
0
200
400
600
800
1000
1200

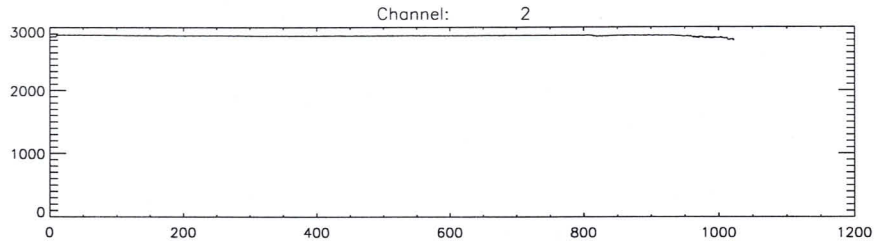
Channel: 2
3000
2000
1000
0
0
200
400
600
800
1000
1200

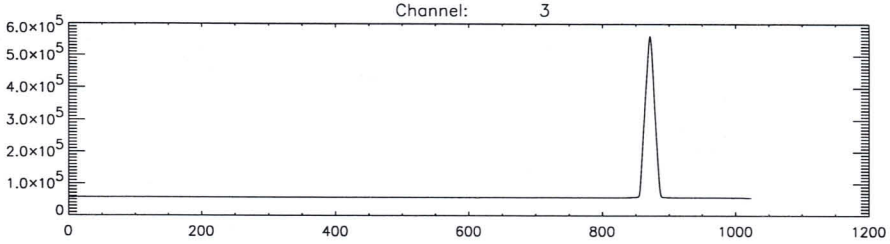
Channel: 3
6.0x10^5
5.0x10^5
4.0x10^5
3.0x10^5
2.0x10^5
1.0x10^5
0
0
200
400
600
800
1000
1200

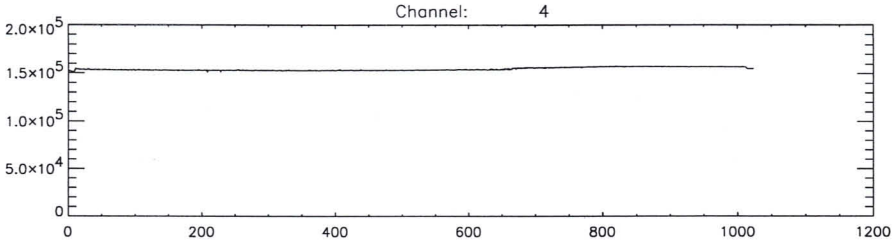
Channel: 4
2.0x10^5
1.5x10^5
1.0x10^5
5.0x10^4
0
0
200
400
600
800
1000
1200

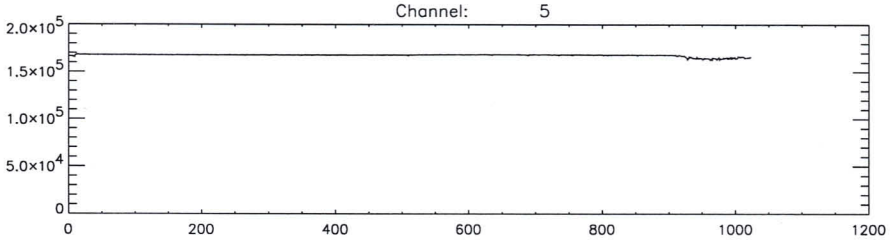
Channel: 5
2.0x10^5
1.5x10^5
1.0x10^5
5.0x10^4
0
0
200
400
600
800
1000
1200

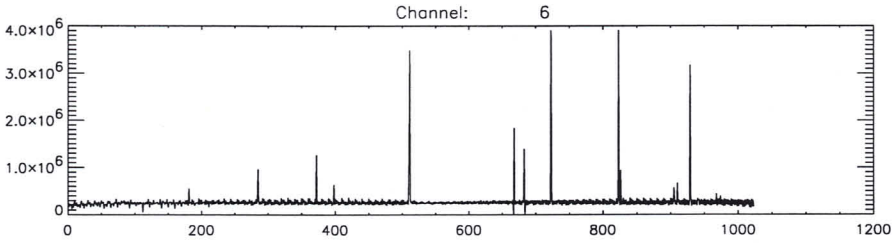
Channel: 6
4.0x10^6
3.0x10^6
2.0x10^6
1.0x10^6
0
0
200
400
600
800
1000
1200

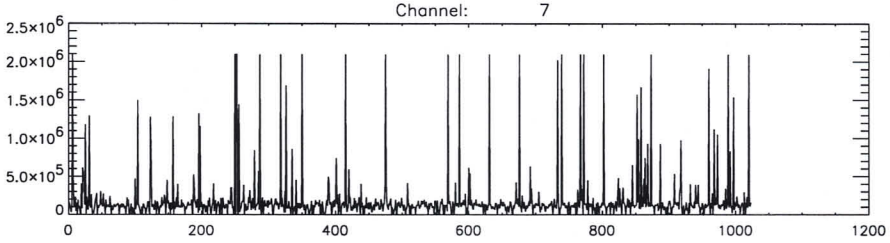
Channel: 7
2.5x10^6
2.0x10^6
1.5x10^6
1.0x10^6
5.0x10^5
0
0
200
400
600
800
1000
1200

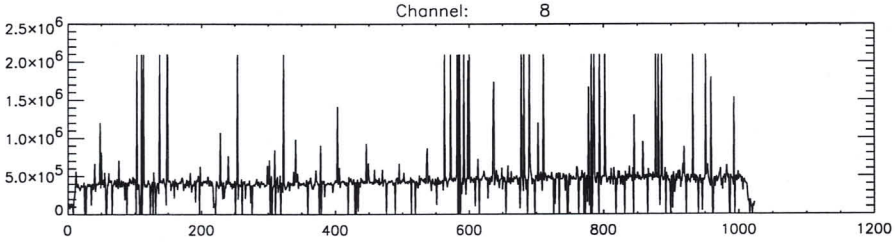
Channel: 8
2.5x10^6
2.0x10^6
1.5x10^6
1.0x10^6
5.0x10^5
0
0
200
400
600
800
1000
1200

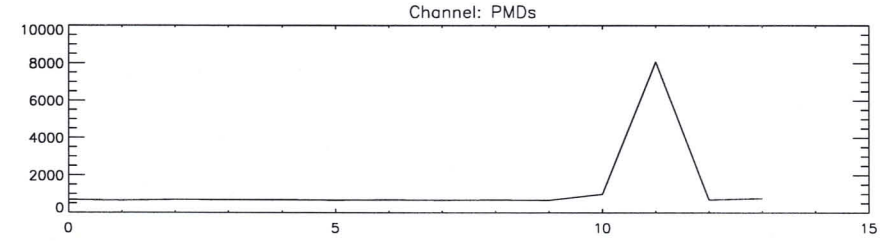
Channel: PMDs
10000
8000
6000
4000
2000
0
0
5
10
15

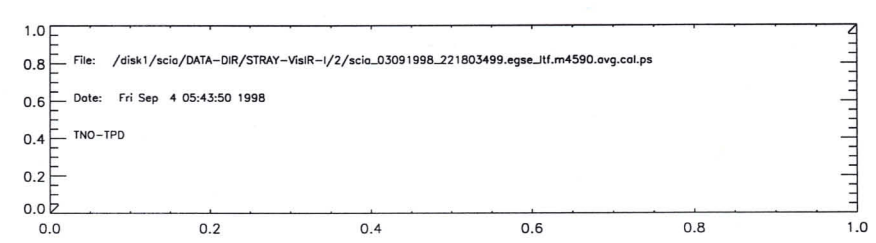
File: /disk1/scia/DATA-DIR/STRAY-VisIR-1/2/scia_03091998_221803499.egse_ltf.m4590.avg.cal.ps
Date: Fri Sep 4 05:43:50 1998
TNO-TPD
1.0
0.8
0.6
0.4
0.2
0.0
0.0
0.2
0.4
0.6
0.8
1.0

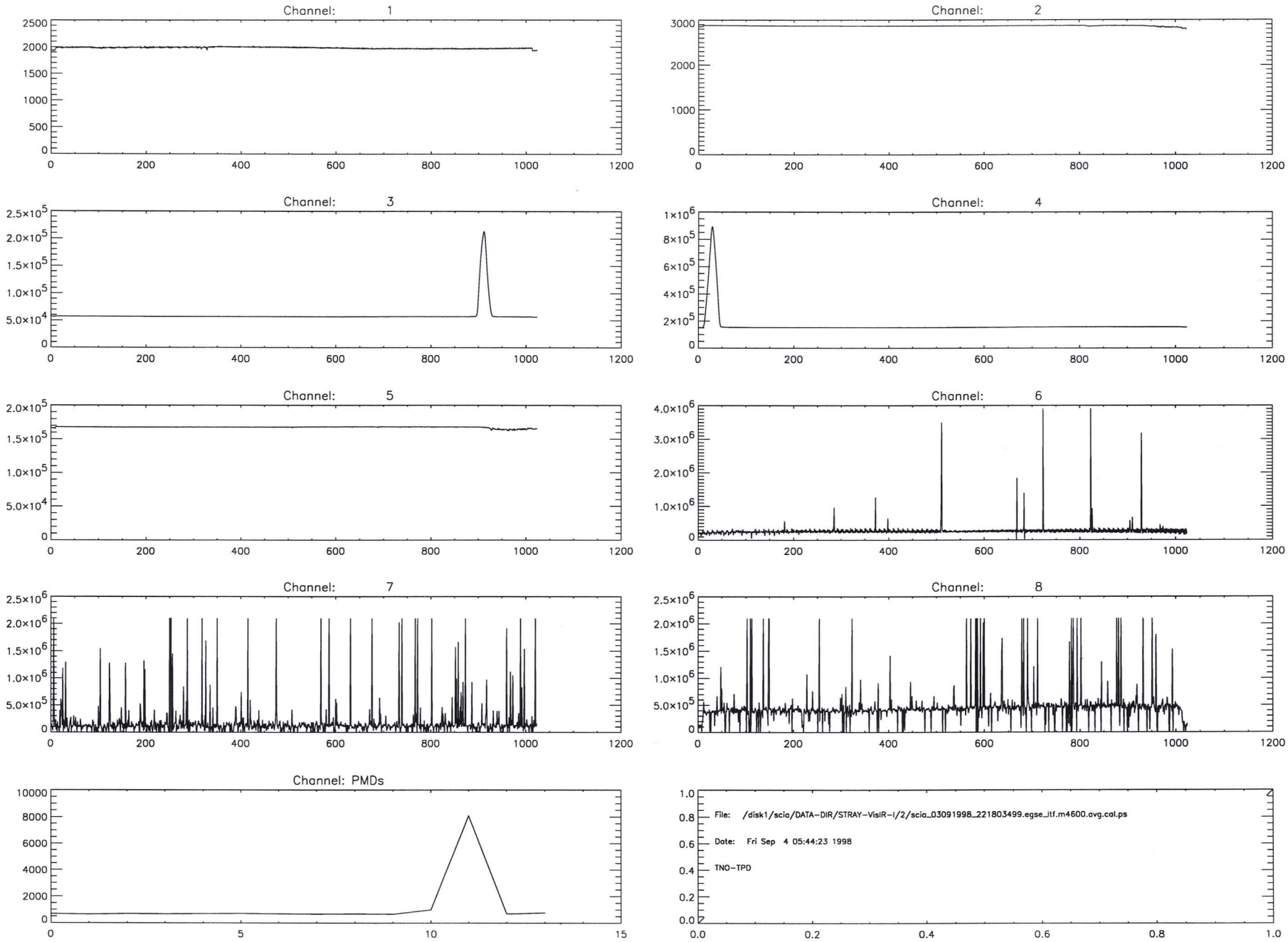
Channel: 1
Channel: 2
Channel: 3
Channel: 4
Channel: 5
Channel: 6
Channel: 7
Channel: 8
Channel: PMDs
File: /disk1/scia/DATA-DIR/STRAY-VisIR-1/2/scia_03091998_221803499.egse_itf.m4600.avg.cal.ps
Date: Fri Sep 4 05:44:23 1998
TNO-TPD

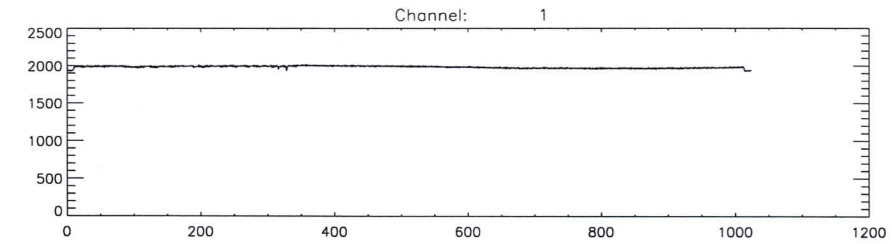
Channel: 1
2500
2000
1500
1000
500
0
0
200
400
600
800
1000
1200

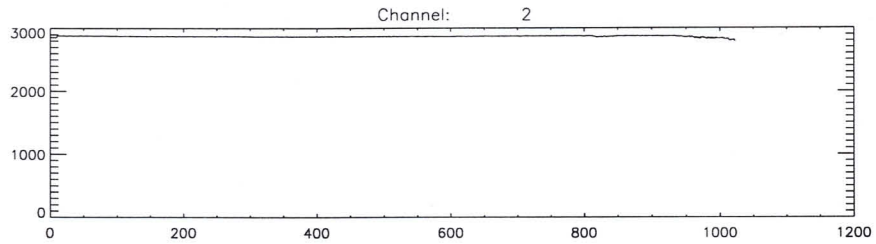
Channel: 2
3000
2000
1000
0
0
200
400
600
800
1000
1200

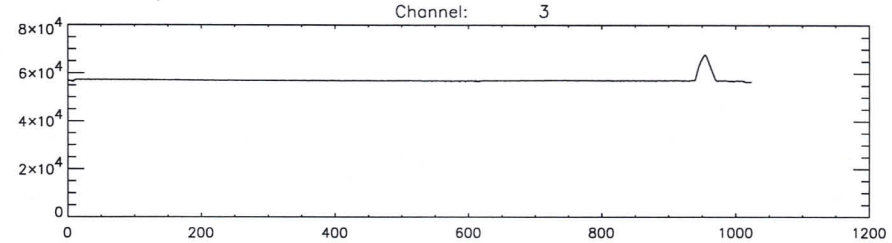
Channel: 3
8×10^4
6×10^4
4×10^4
2×10^4
0
0
200
400
600
800
1000
1200

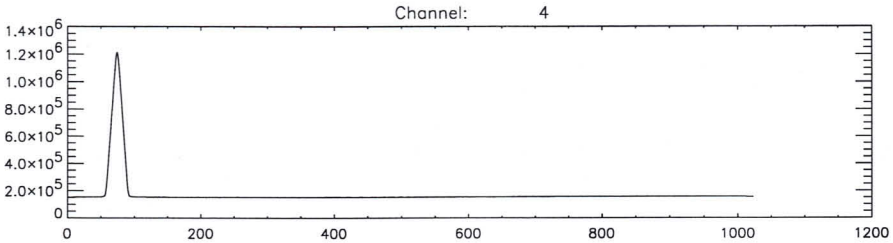
Channel: 4
1.4×10^6
1.2×10^6
1.0×10^6
8.0×10^5
6.0×10^5
4.0×10^5
2.0×10^5
0
0
200
400
600
800
1000
1200

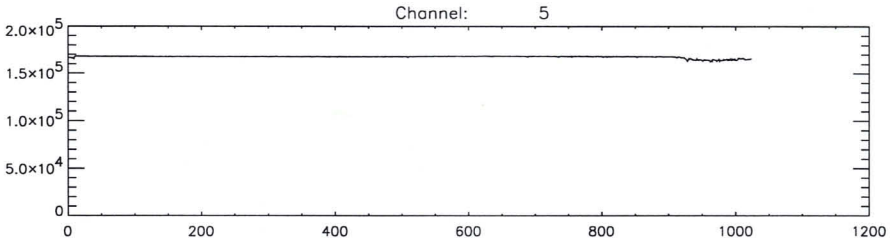
Channel: 5
2.0×10^5
1.5×10^5
1.0×10^5
5.0×10^4
0
0
200
400
600
800
1000
1200

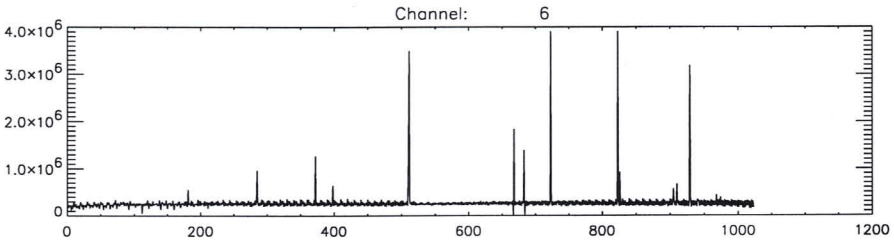
Channel: 6
4.0×10^6
3.0×10^6
2.0×10^6
1.0×10^6
0
0
200
400
600
800
1000
1200

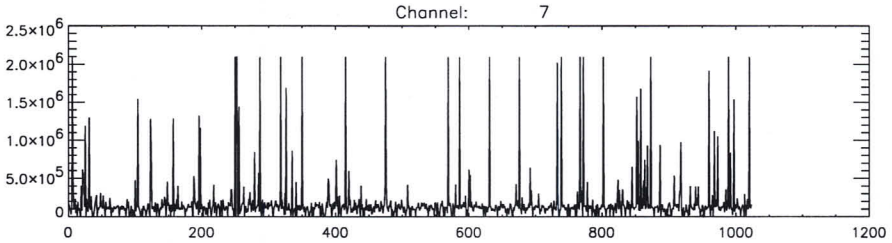
Channel: 7
2.5×10^6
2.0×10^6
1.5×10^6
1.0×10^6
5.0×10^5
0
0
200
400
600
800
1000
1200

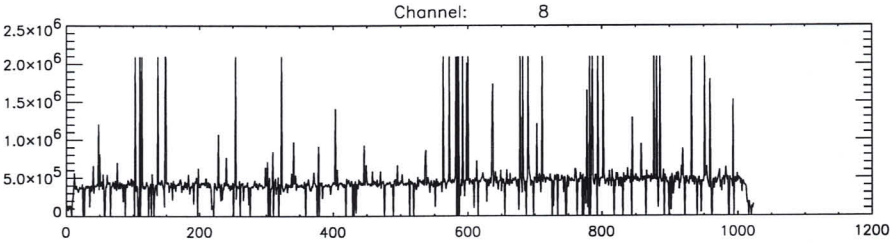
Channel: 8
2.5×10^6
2.0×10^6
1.5×10^6
1.0×10^6
5.0×10^5
0
0
200
400
600
800
1000
1200

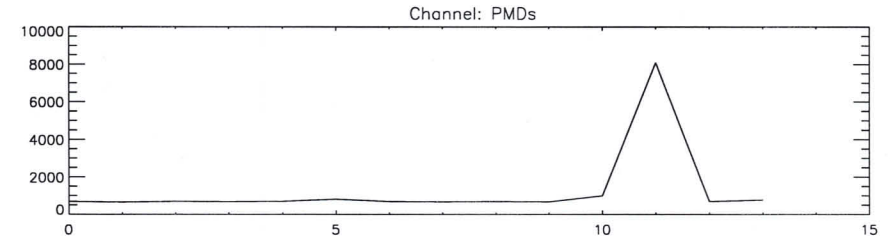
Channel: PMDs
10000
8000
6000
4000
2000
0
0
5
10
15

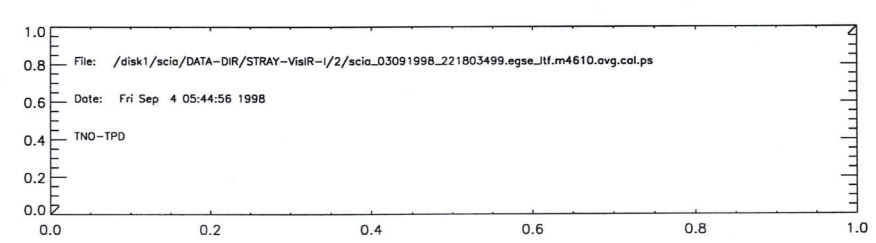
File: /disk1/scia/DATA-DIR/STRAY-VisIR-1/2/scia_03091998_221803499.egse_ltf.m4610.avg.cal.ps
Date: Fri Sep 4 05:44:56 1998
TNO-TPD
1.0
0.8
0.6
0.4
0.2
0.0
0.0
0.2
0.4
0.6
0.8
1.0

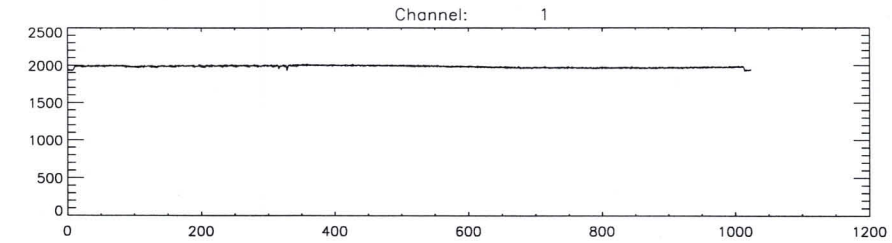
Channel: 1
2500
2000
1500
1000
500
0
0
200
400
600
800
1000
1200

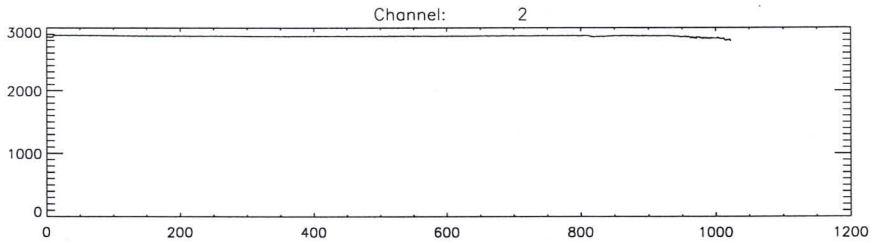
Channel: 2
3000
2000
1000
0
0
200
400
600
800
1000
1200

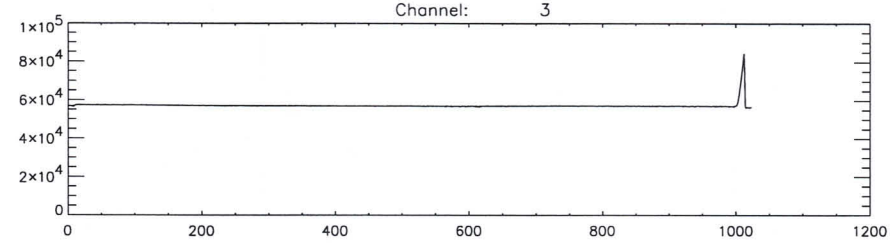
Channel: 3
1×10^5
8×10^4
6×10^4
4×10^4
2×10^4
0
0
200
400
600
800
1000
1200

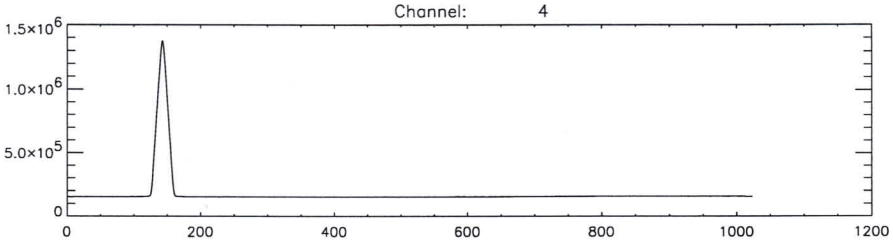
Channel: 4
1.5×10^6
1.0×10^6
5.0×10^5
0
0
200
400
600
800
1000
1200

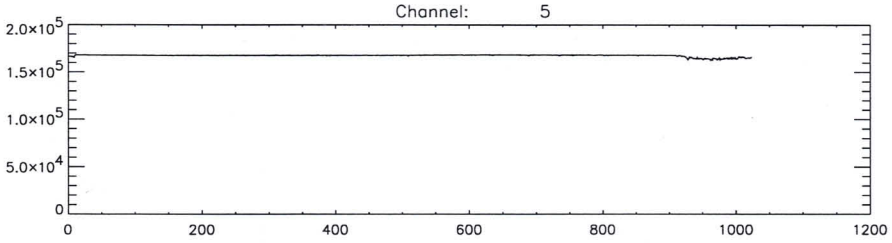
Channel: 5
2.0×10^5
1.5×10^5
1.0×10^5
5.0×10^4
0
0
200
400
600
800
1000
1200

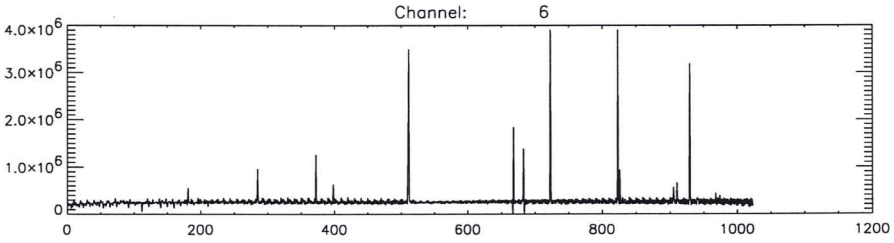
Channel: 6
4.0×10^6
3.0×10^6
2.0×10^6
1.0×10^6
0
0
200
400
600
800
1000
1200

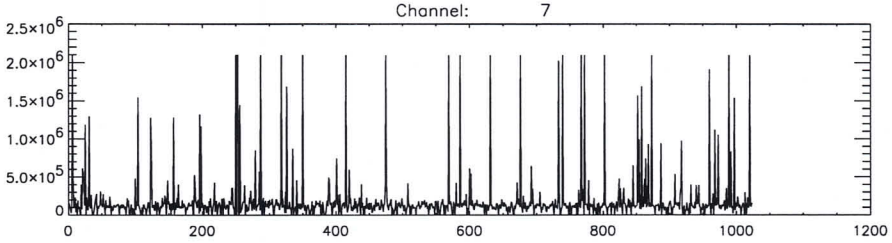
Channel: 7
2.5×10^6
2.0×10^6
1.5×10^6
1.0×10^6
5.0×10^5
0
0
200
400
600
800
1000
1200

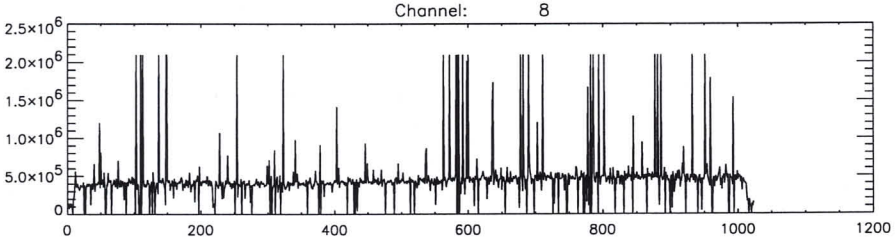
Channel: 8
2.5×10^6
2.0×10^6
1.5×10^6
1.0×10^6
5.0×10^5
0
0
200
400
600
800
1000
1200

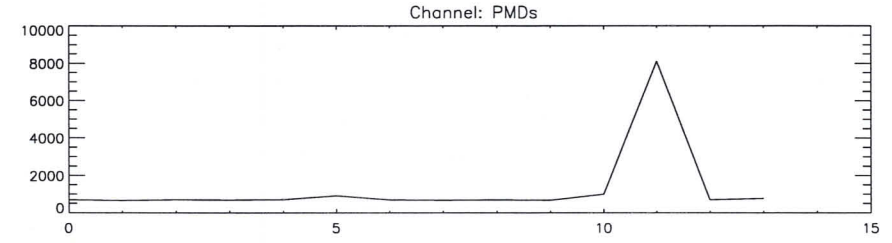
Channel: PMDs
10000
8000
6000
4000
2000
0
0
5
10
15

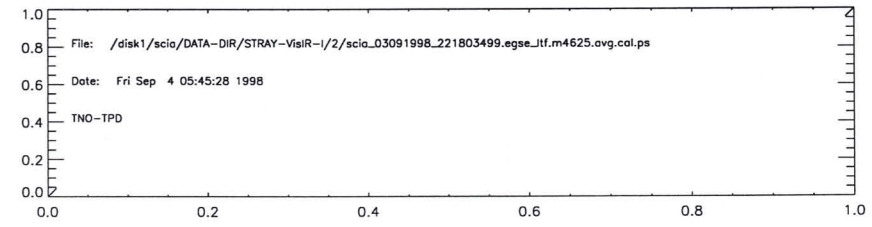
File: /disk1/scia/DATA-DIR/STRAY-VisIR-1/2/scia_03091998_221803499.egse_jtf.m4625.avg.cal.ps
Date: Fri Sep 4 05:45:28 1998
TNO-TPD
1.0
0.8
0.6
0.4
0.2
0.0
0.0
0.2
0.4
0.6
0.8
1.0

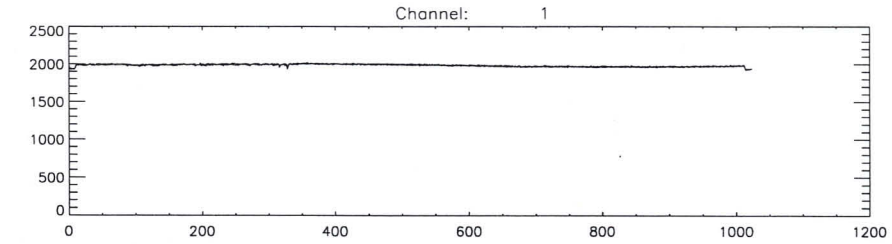
Channel: 1
2500
2000
1500
1000
500
0
0
200
400
600
800
1000
1200

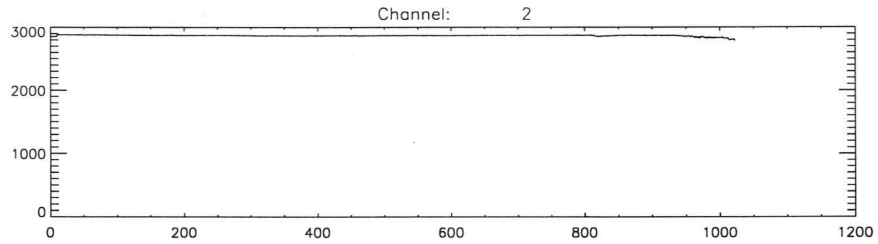
Channel: 2
3000
2000
1000
0
0
200
400
600
800
1000
1200

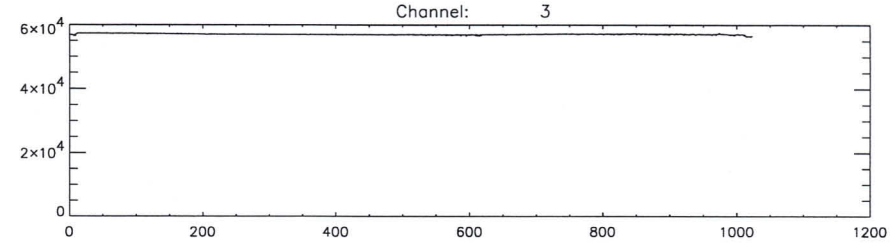
Channel: 3
6×10^4
4×10^4
2×10^4
0
0
200
400
600
800
1000
1200

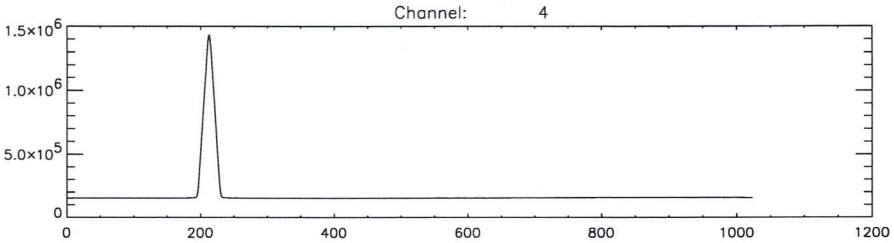
Channel: 4
1.5×10^6
1.0×10^6
5.0×10^5
0
0
200
400
600
800
1000
1200

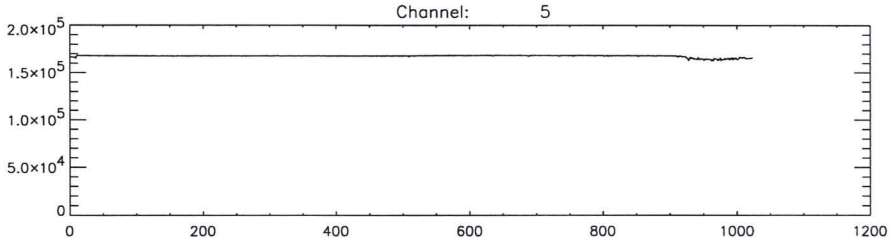
Channel: 5
2.0×10^5
1.5×10^5
1.0×10^5
5.0×10^4
0
0
200
400
600
800
1000
1200

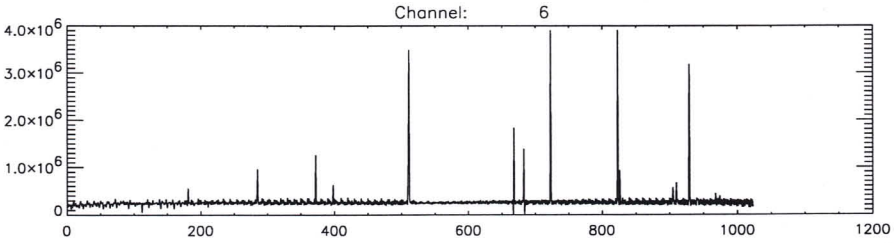
Channel: 6
4.0×10^6
3.0×10^6
2.0×10^6
1.0×10^6
0
0
200
400
600
800
1000
1200

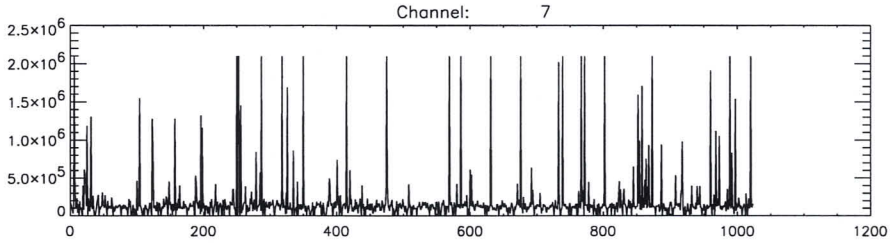
Channel: 7
2.5×10^6
2.0×10^6
1.5×10^6
1.0×10^6
5.0×10^5
0
0
200
400
600
800
1000
1200

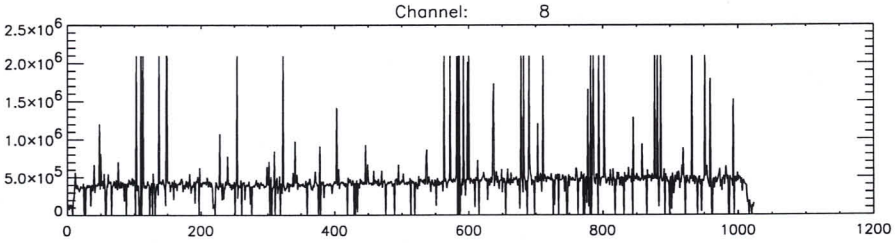
Channel: 8
2.5×10^6
2.0×10^6
1.5×10^6
1.0×10^6
5.0×10^5
0
0
200
400
600
800
1000
1200

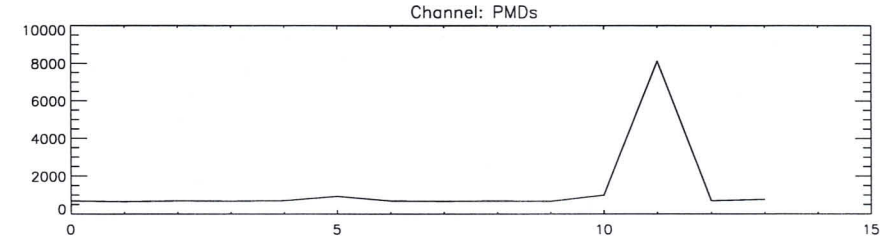
Channel: PMDs
10000
8000
6000
4000
2000
0
0
5
10
15

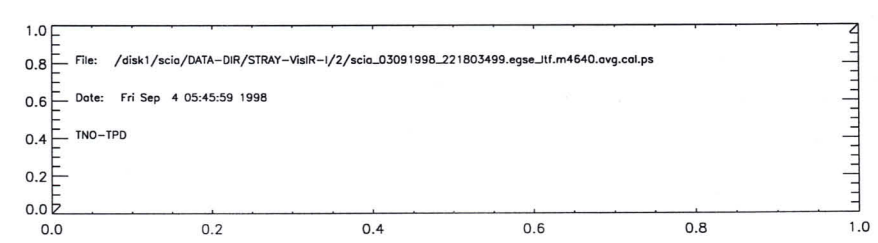
File: /disk1/scia/DATA-DIR/STRAY-VisIR-1/2/scia_03091998_221803499.egse_itf.m4640.avg.cal.ps
Date: Fri Sep 4 05:45:59 1998
TNO-TPD
1.0
0.8
0.6
0.4
0.2
0.0
0.0
0.2
0.4
0.6
0.8
1.0

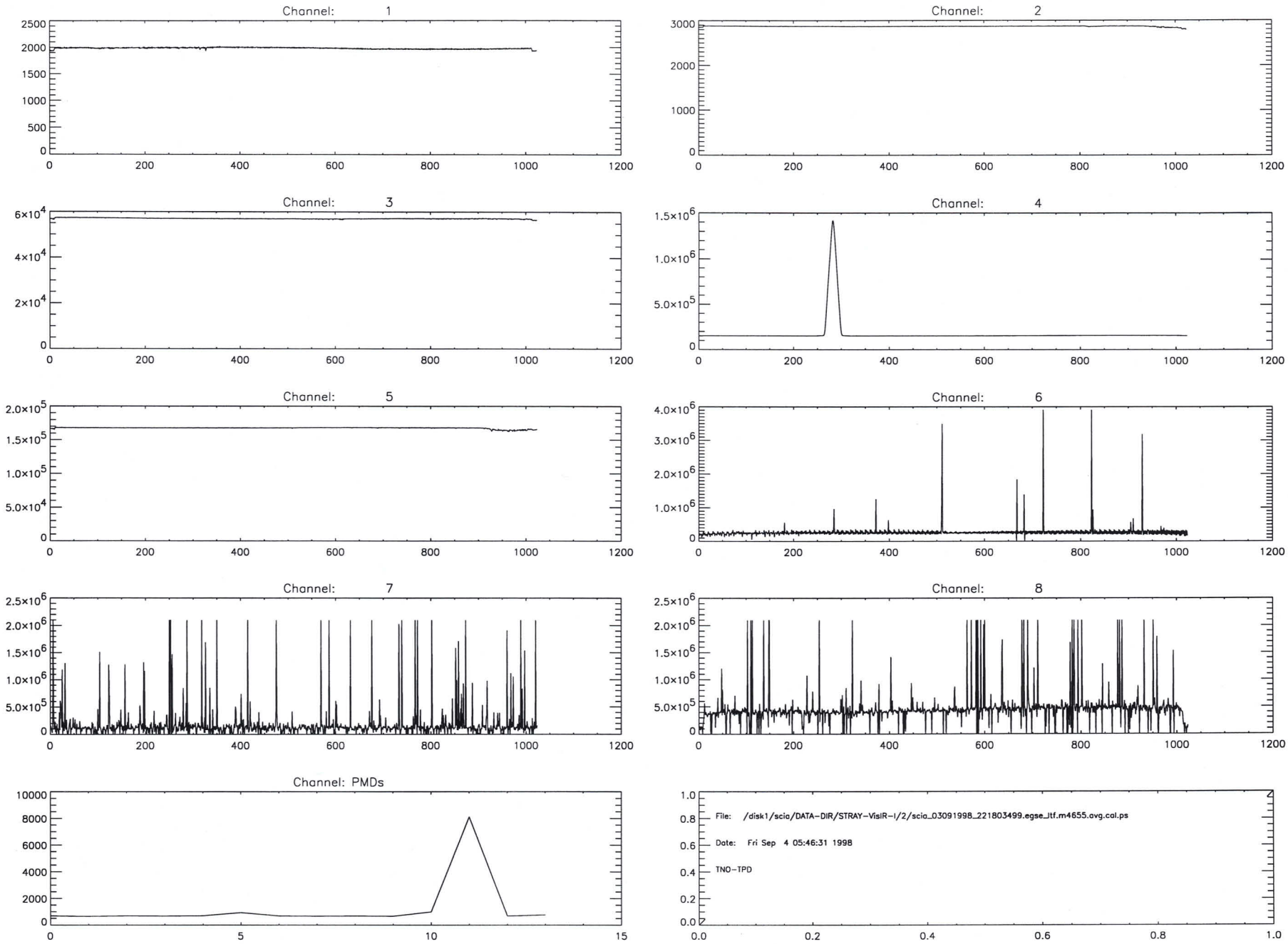
Channel: 1
Channel: 2
Channel: 3
Channel: 4
Channel: 5
Channel: 6
Channel: 7
Channel: 8
Channel: PMDs
File: /disk1/scia/DATA-DIR/STRAY-VisIR-1/2/scia_03091998_221803499.egse_jtf.m4655.avg.cal.ps
Date: Fri Sep 4 05:46:31 1998
TNO-TPD

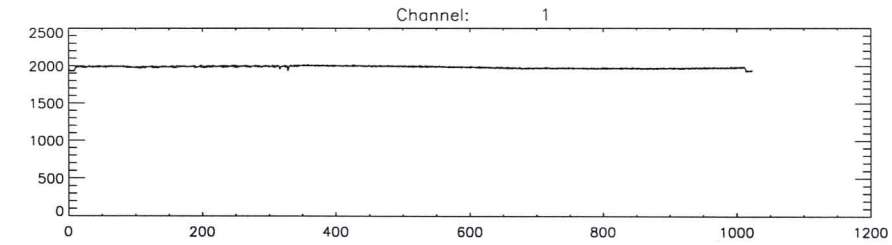
Channel: 1
2500
2000
1500
1000
500
0
0
200
400
600
800
1000
1200

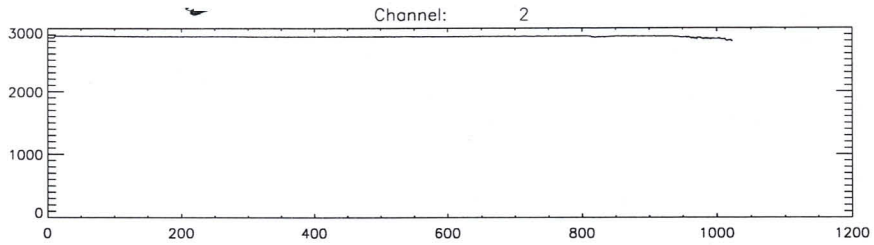
Channel: 2
3000
2000
1000
0
0
200
400
600
800
1000
1200

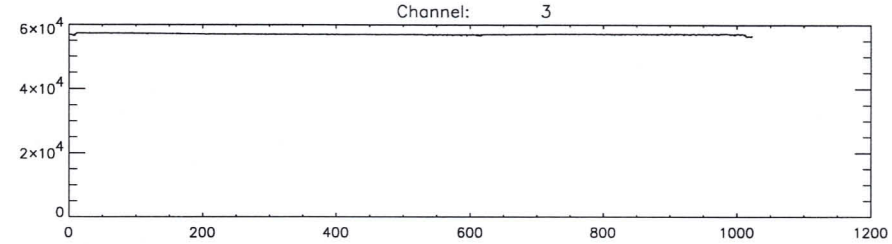
Channel: 3
6×10^4
4×10^4
2×10^4
0
0
200
400
600
800
1000
1200

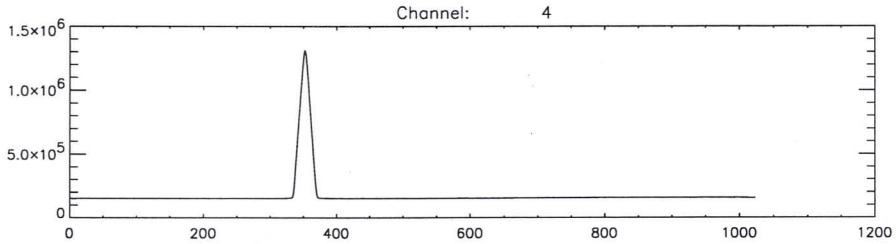
Channel: 4
1.5×10^6
1.0×10^6
5.0×10^5
0
0
200
400
600
800
1000
1200

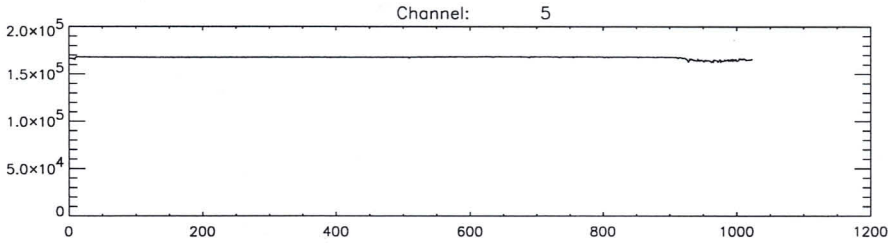
Channel: 5
2.0×10^5
1.5×10^5
1.0×10^5
5.0×10^4
0
0
200
400
600
800
1000
1200

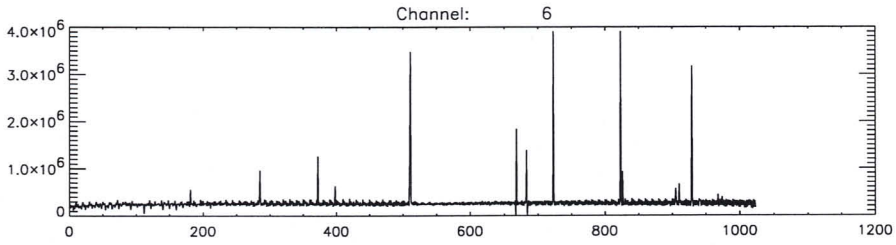
Channel: 6
4.0×10^6
3.0×10^6
2.0×10^6
1.0×10^6
0
0
200
400
600
800
1000
1200

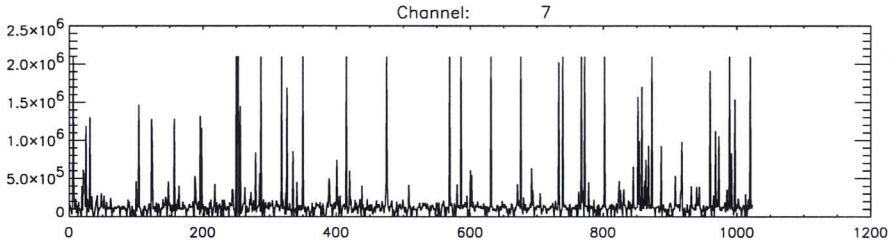
Channel: 7
2.5×10^6
2.0×10^6
1.5×10^6
1.0×10^6
5.0×10^5
0
0
200
400
600
800
1000
1200

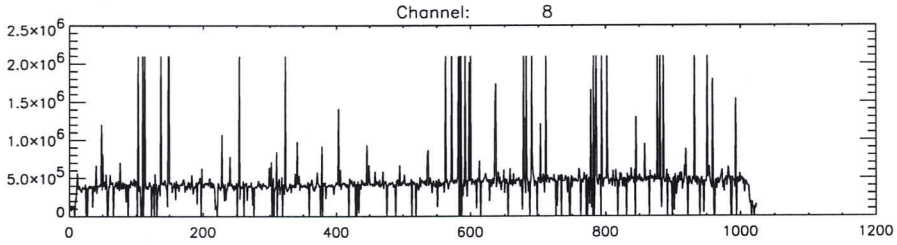
Channel: 8
2.5×10^6
2.0×10^6
1.5×10^6
1.0×10^6
5.0×10^5
0
0
200
400
600
800
1000
1200

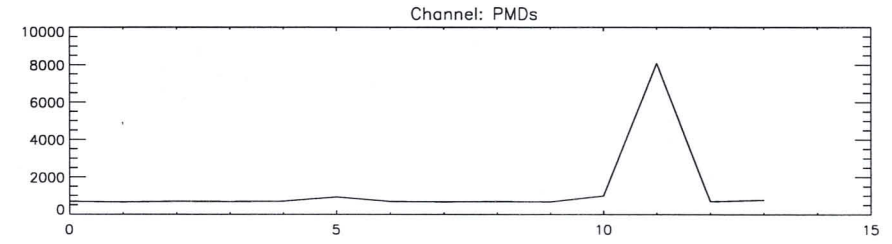
Channel: PMDs
10000
8000
6000
4000
2000
0
0
5
10
15

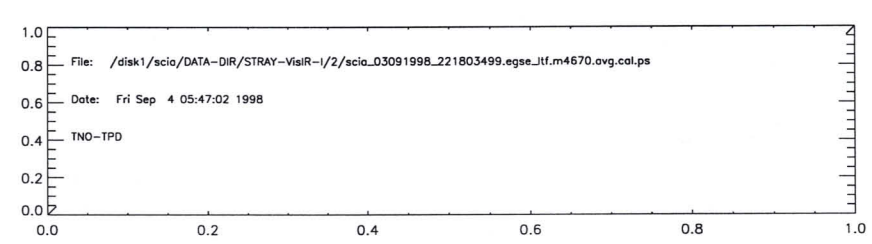
File: /disk1/scia/DATA-DIR/STRAY-VisIR-1/2/scia_03091998_221803499.egse_ltf.m4670.avg.cal.ps
Date: Fri Sep 4 05:47:02 1998
TNO-TPD
1.0
0.8
0.6
0.4
0.2
0.0
0.0
0.2
0.4
0.6
0.8
1.0

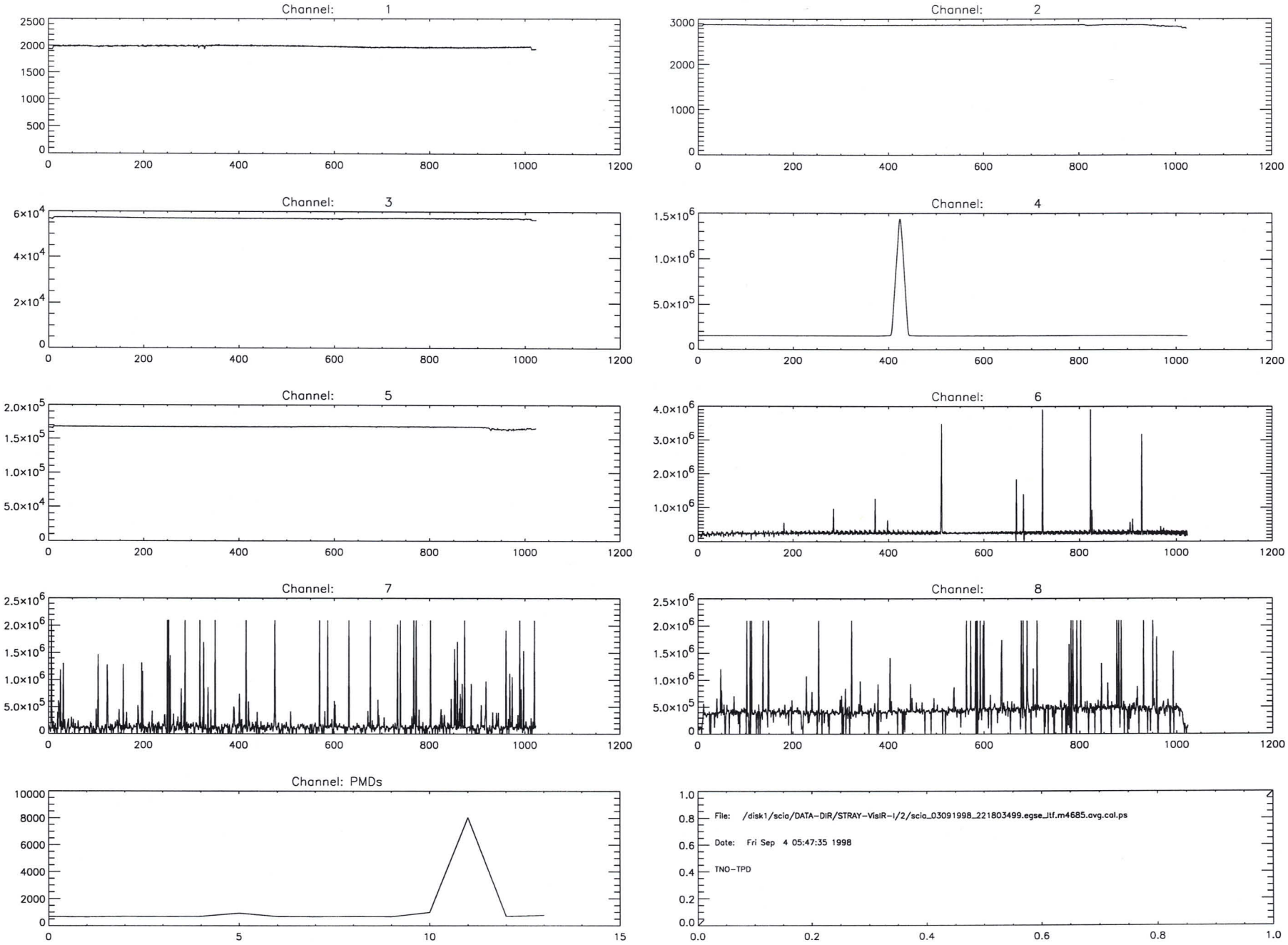
Channel: 1
Channel: 2
Channel: 3
Channel: 4
Channel: 5
Channel: 6
Channel: 7
Channel: 8
Channel: PMDs
File: /disk1/scia/DATA-DIR/STRAY-VisIR-1/2/scia_03091998_221803499.egse_ltf.m4685.avg.cal.ps
Date: Fri Sep 4 05:47:35 1998
TNO-TPD

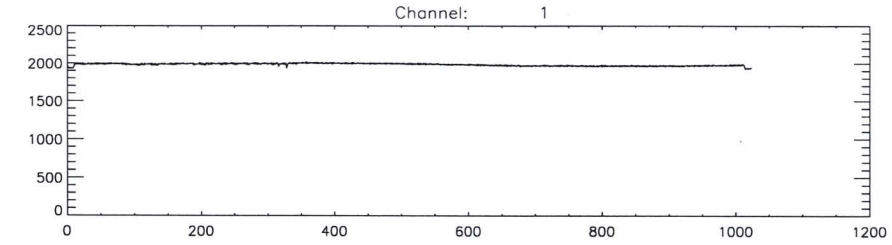
Channel: 1
2500
2000
1500
1000
500
0
0
200
400
600
800
1000
1200

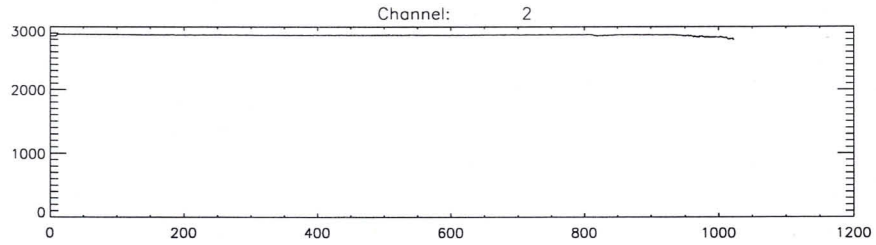
Channel: 2
3000
2000
1000
0
0
200
400
600
800
1000
1200

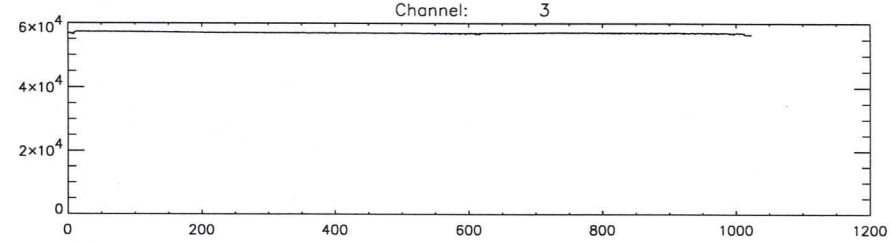
Channel: 3
6×10^4
4×10^4
2×10^4
0
0
200
400
600
800
1000
1200

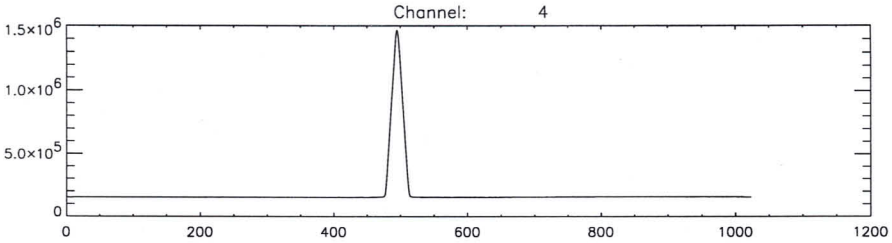
Channel: 4
1.5×10^6
1.0×10^6
5.0×10^5
0
0
200
400
600
800
1000
1200

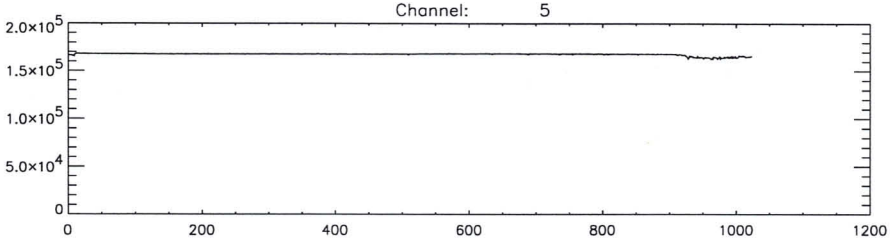
Channel: 5
2.0×10^5
1.5×10^5
1.0×10^5
5.0×10^4
0
0
200
400
600
800
1000
1200

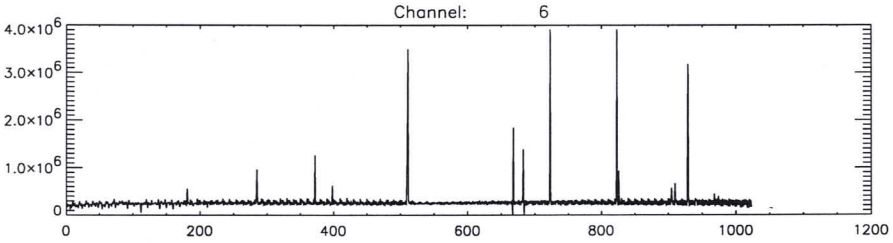
Channel: 6
4.0×10^6
3.0×10^6
2.0×10^6
1.0×10^6
0
0
200
400
600
800
1000
1200

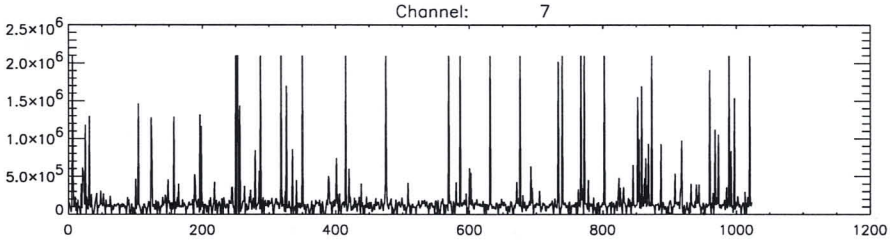
Channel: 7
2.5×10^6
2.0×10^6
1.5×10^6
1.0×10^6
5.0×10^5
0
0
200
400
600
800
1000
1200

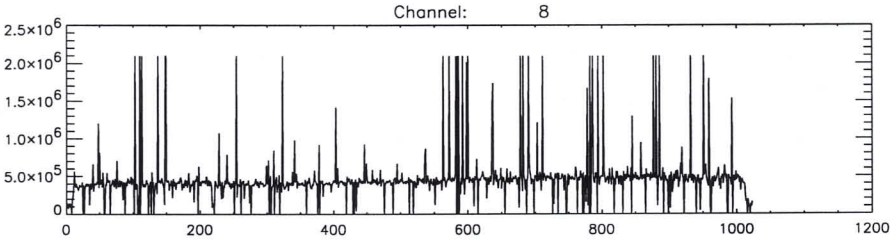
Channel: 8
2.5×10^6
2.0×10^6
1.5×10^6
1.0×10^6
5.0×10^5
0
0
200
400
600
800
1000
1200

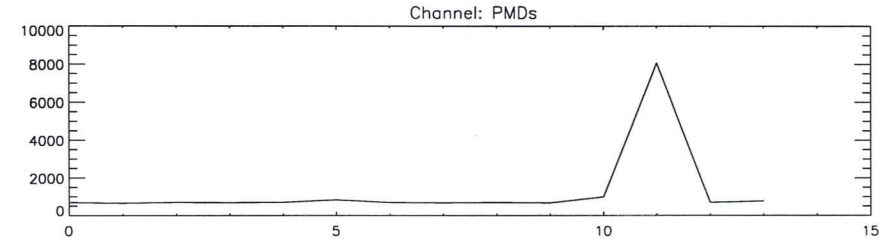
Channel: PMDs
10000
8000
6000
4000
2000
0
0
5
10
15

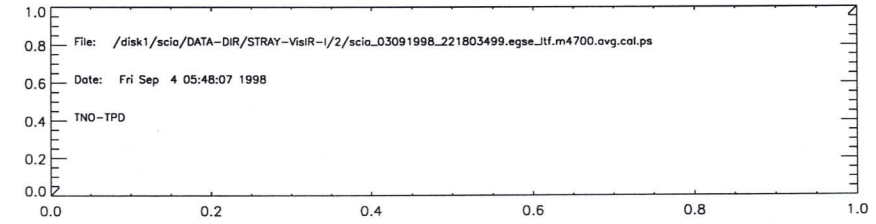
File: /disk1/scia/DATA-DIR/STRAY-VisIR-1/2/scia_03091998_221803499.egse_itf.m4700.avg.cal.ps
Date: Fri Sep 4 05:48:07 1998
TNO-TPD
1.0
0.8
0.6
0.4
0.2
0.0
0.0
0.2
0.4
0.6
0.8
1.0

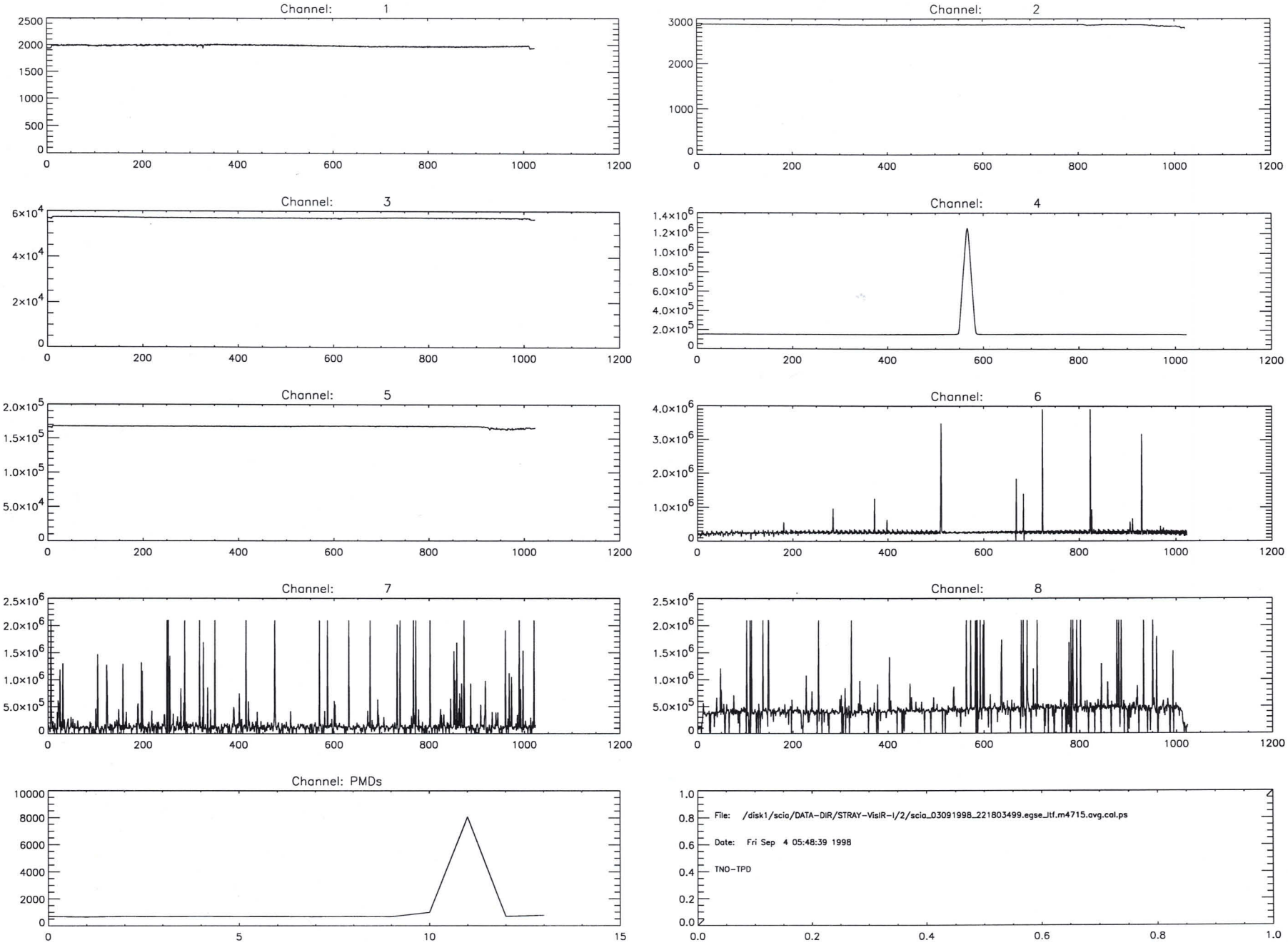
Channel: 1
Channel: 2
Channel: 3
Channel: 4
Channel: 5
Channel: 6
Channel: 7
Channel: 8
Channel: PMDs
File: /disk1/scia/DATA-DIR/STRAY-VisIR-1/2/scia_03091998_221803499.egse_ltf.m4715.avg.cal.ps
Date: Fri Sep 4 05:48:39 1998
TNO-TPD

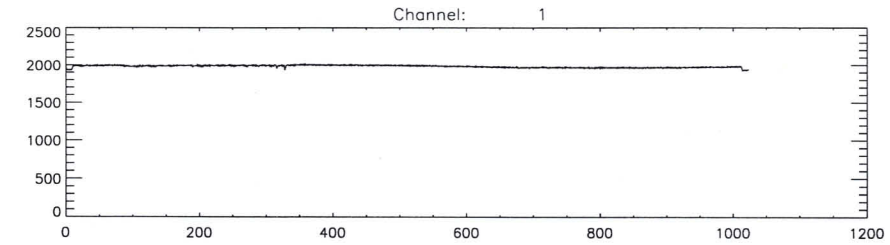
Channel: 1
2500
2000
1500
1000
500
0
0
200
400
600
800
1000
1200

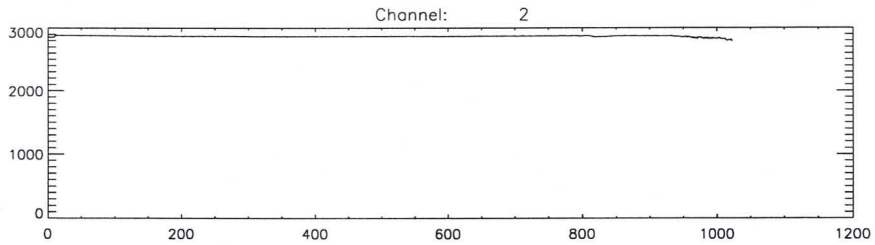
Channel: 2
3000
2000
1000
0
0
200
400
600
800
1000
1200

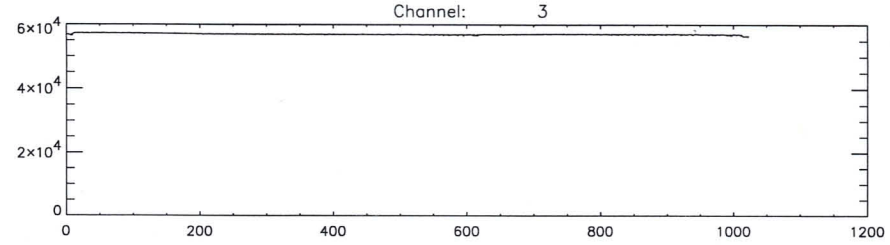
Channel: 3
6×10^4
4×10^4
2×10^4
0
0
200
400
600
800
1000
1200

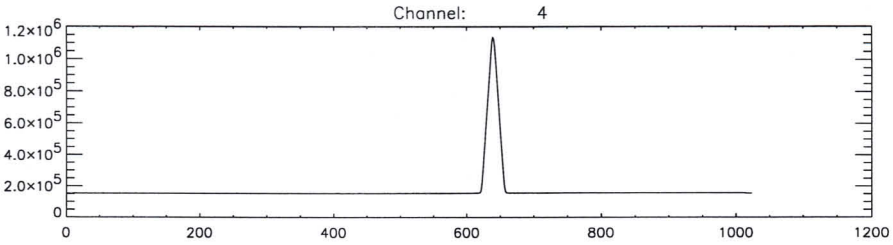
Channel: 4
1.2×10^6
1.0×10^6
8.0×10^5
6.0×10^5
4.0×10^5
2.0×10^5
0
0
200
400
600
800
1000
1200

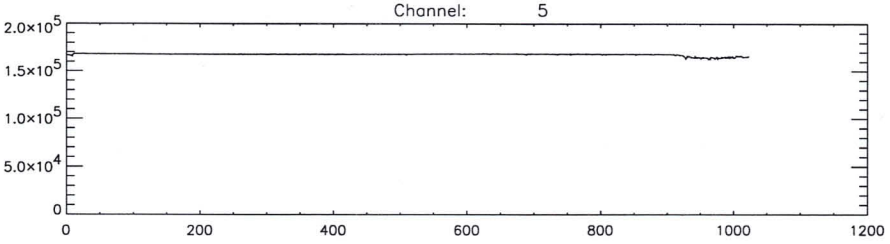
Channel: 5
2.0×10^5
1.5×10^5
1.0×10^5
5.0×10^4
0
0
200
400
600
800
1000
1200

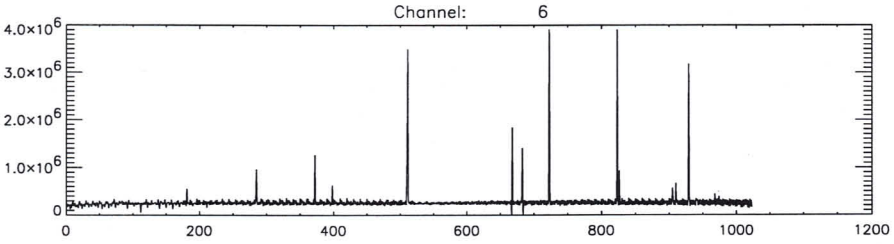
Channel: 6
4.0×10^6
3.0×10^6
2.0×10^6
1.0×10^6
0
0
200
400
600
800
1000
1200

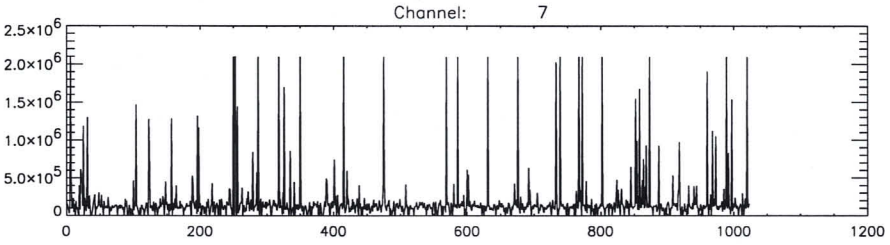
Channel: 7
2.5×10^6
2.0×10^6
1.5×10^6
1.0×10^6
5.0×10^5
0
0
200
400
600
800
1000
1200

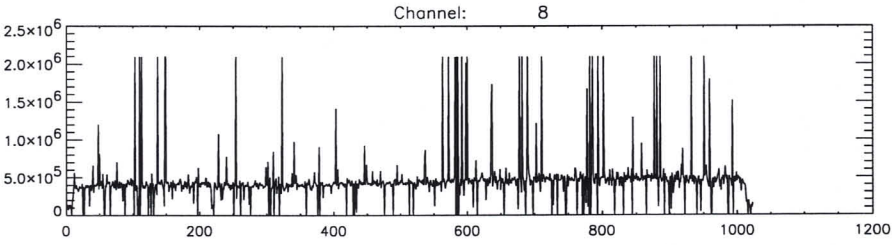
Channel: 8
2.5×10^6
2.0×10^6
1.5×10^6
1.0×10^6
5.0×10^5
0
0
200
400
600
800
1000
1200

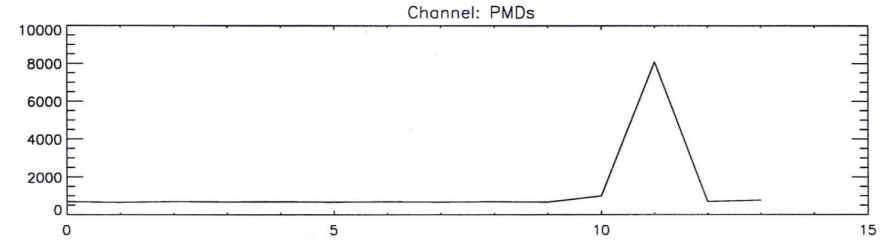
Channel: PMDs
10000
8000
6000
4000
2000
0
0
5
10
15

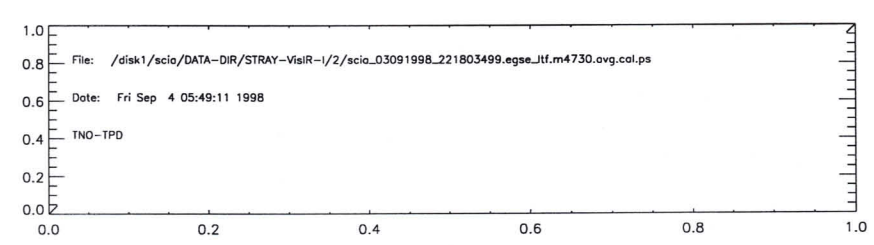
File: /disk1/scia/DATA-DIR/STRAY-VisIR-1/2/scia_03091998_221803499.egse_ltf.m4730.avg.cal.ps
Date: Fri Sep 4 05:49:11 1998
TNO-TPD
1.0
0.8
0.6
0.4
0.2
0.0
0.0
0.2
0.4
0.6
0.8
1.0

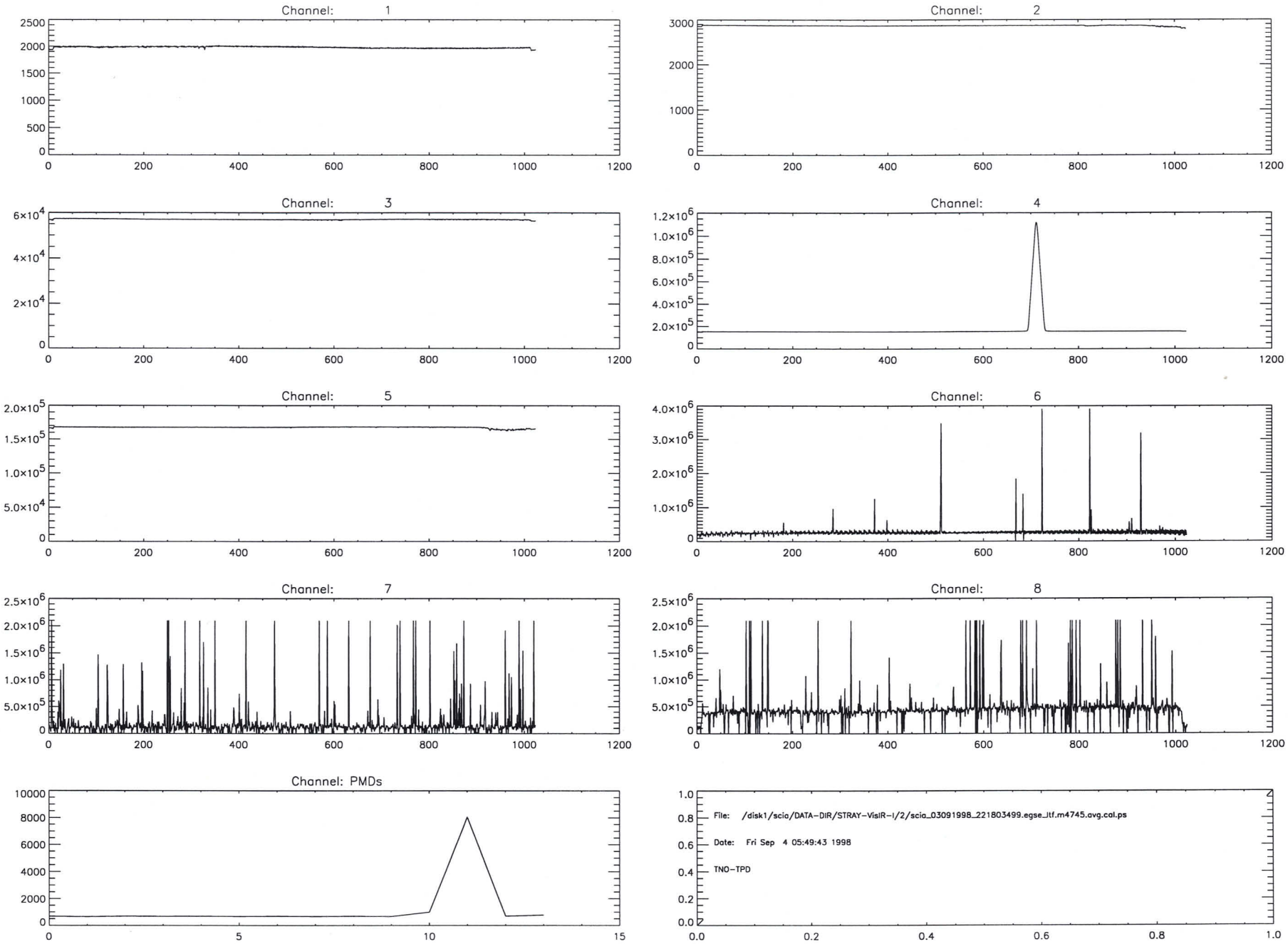
Channel: 1
Channel: 2
Channel: 3
Channel: 4
Channel: 5
Channel: 6
Channel: 7
Channel: 8
Channel: PMDs
File: /disk1/scia/DATA-DIR/STRAY-VisIR-1/2/scia_03091998_221803499.egse_1tf.m4745.avg.cal.ps
Date: Fri Sep 4 05:49:43 1998
TNO-TPD

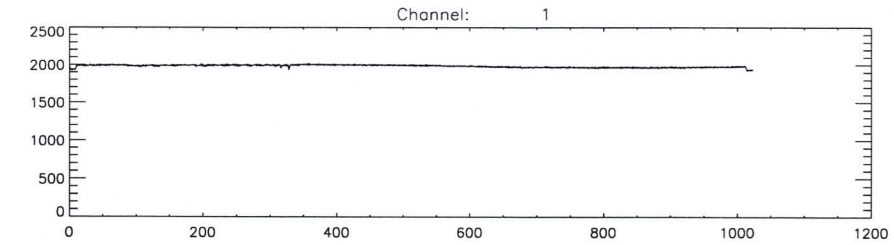
Channel: 1
2500
2000
1500
1000
500
0
0
200
400
600
800
1000
1200

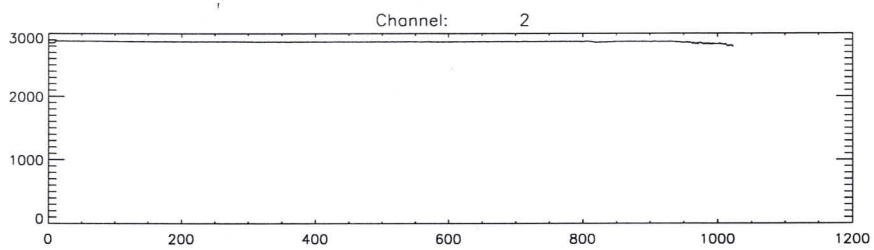
Channel: 2
3000
2000
1000
0
0
200
400
600
800
1000
1200

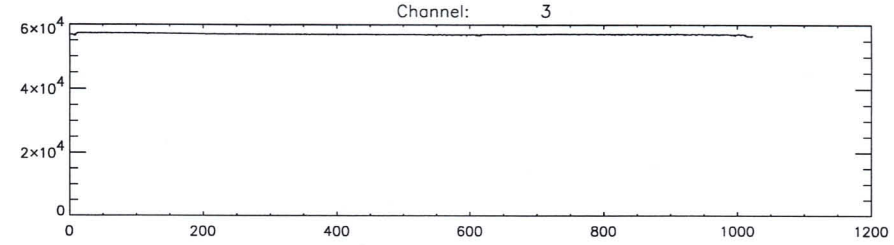
Channel: 3
6×10^4
4×10^4
2×10^4
0
0
200
400
600
800
1000
1200

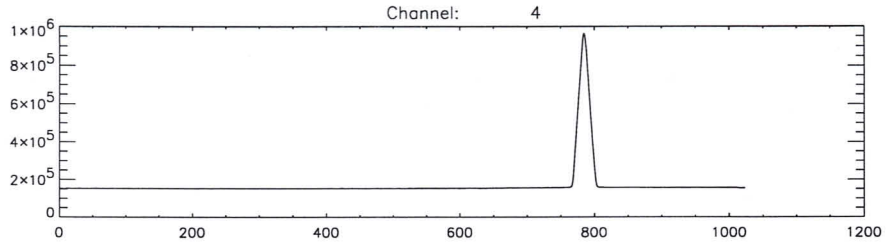
Channel: 4
1×10^6
8×10^5
6×10^5
4×10^5
2×10^5
0
0
200
400
600
800
1000
1200

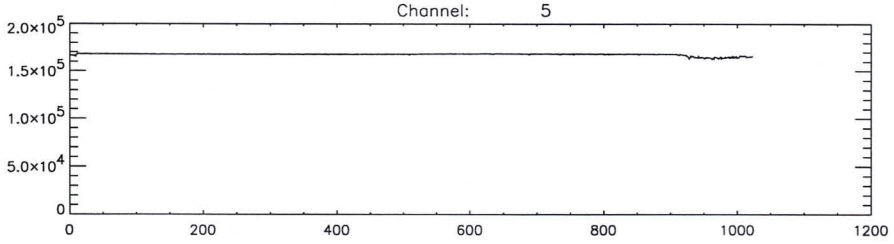
Channel: 5
2.0×10^5
1.5×10^5
1.0×10^5
5.0×10^4
0
0
200
400
600
800
1000
1200

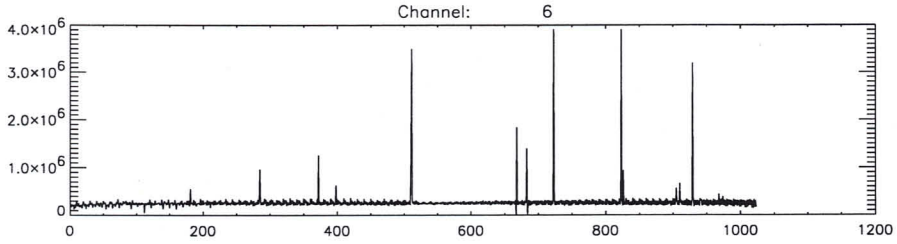
Channel: 6
4.0×10^6
3.0×10^6
2.0×10^6
1.0×10^6
0
0
200
400
600
800
1000
1200

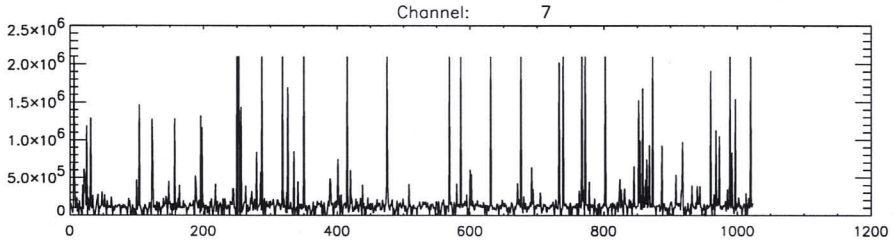
Channel: 7
2.5×10^6
2.0×10^6
1.5×10^6
1.0×10^6
5.0×10^5
0
0
200
400
600
800
1000
1200

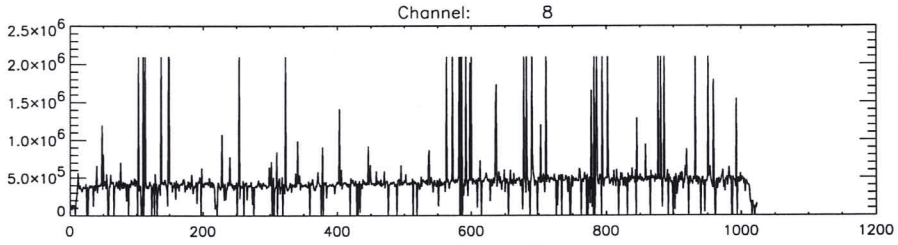
Channel: 8
2.5×10^6
2.0×10^6
1.5×10^6
1.0×10^6
5.0×10^5
0
0
200
400
600
800
1000
1200

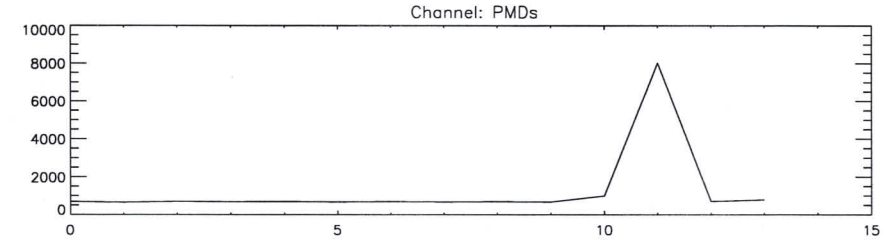
Channel: PMDs
10000
8000
6000
4000
2000
0
0
5
10
15

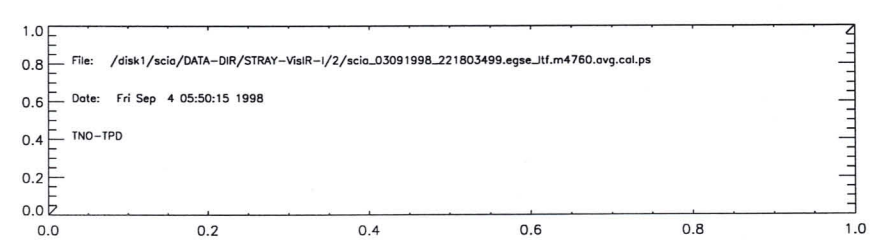
File: /disk1/scia/DATA-DIR/STRAY-VisIR-1/2/scia_03091998_221803499.egse_jtf.m4760.avg.cal.ps
Date: Fri Sep 4 05:50:15 1998
TNO-TPD
1.0
0.8
0.6
0.4
0.2
0.0
0.0
0.2
0.4
0.6
0.8
1.0

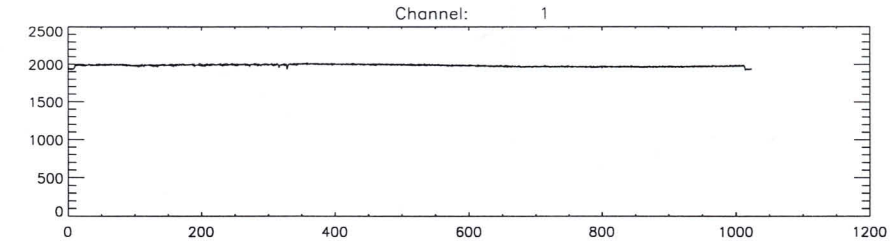
Channel: 1
2500
2000
1500
1000
500
0
0
200
400
600
800
1000
1200

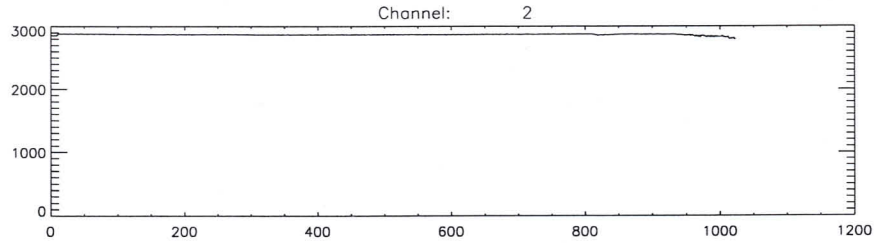
Channel: 2
3000
2000
1000
0
0
200
400
600
800
1000
1200

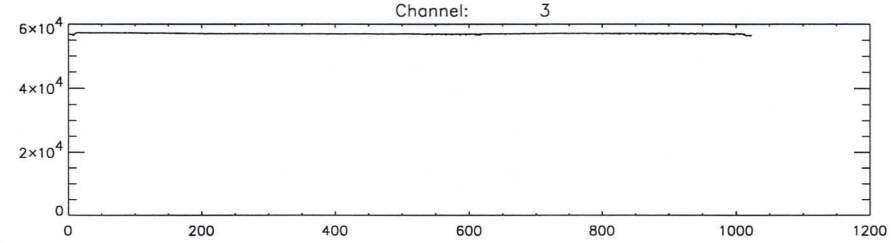
Channel: 3
6x10^4
4x10^4
2x10^4
0
0
200
400
600
800
1000
1200

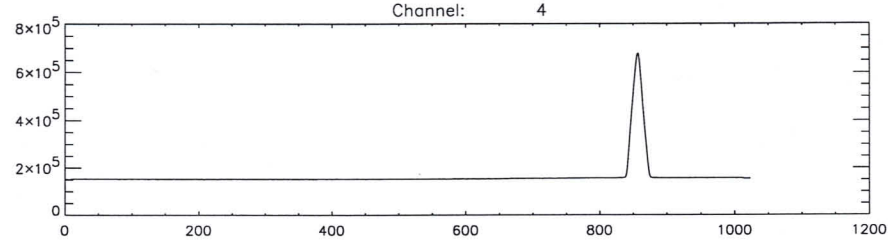
Channel: 4
8x10^5
6x10^5
4x10^5
2x10^5
0
0
200
400
600
800
1000
1200

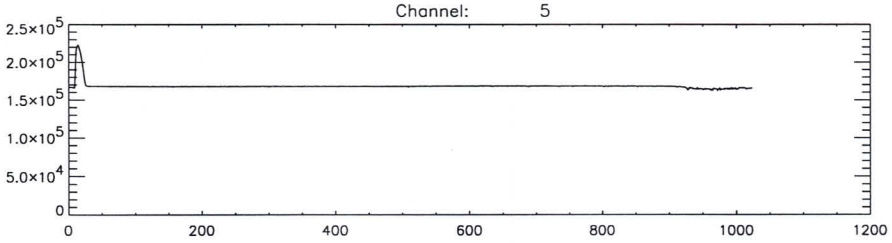
Channel: 5
2.5x10^5
2.0x10^5
1.5x10^5
1.0x10^5
5.0x10^4
0
0
200
400
600
800
1000
1200

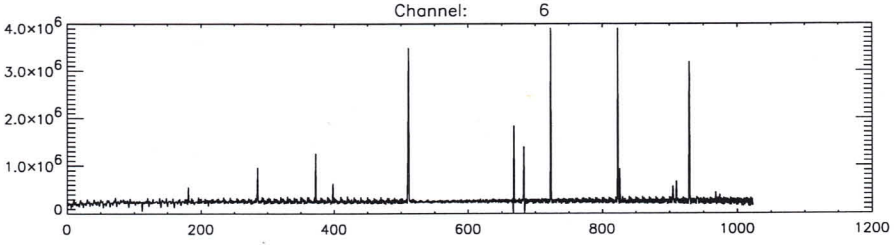
Channel: 6
4.0x10^6
3.0x10^6
2.0x10^6
1.0x10^6
0
0
200
400
600
800
1000
1200

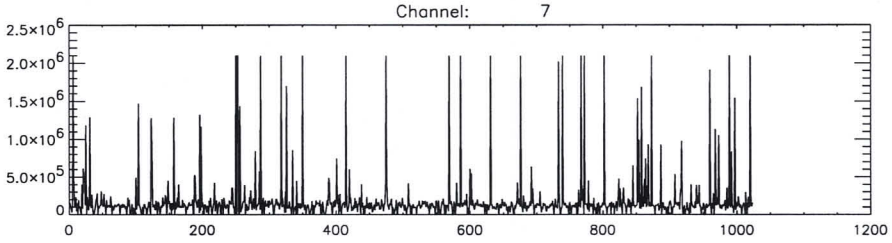
Channel: 7
2.5x10^6
2.0x10^6
1.5x10^6
1.0x10^6
5.0x10^5
0
0
200
400
600
800
1000
1200

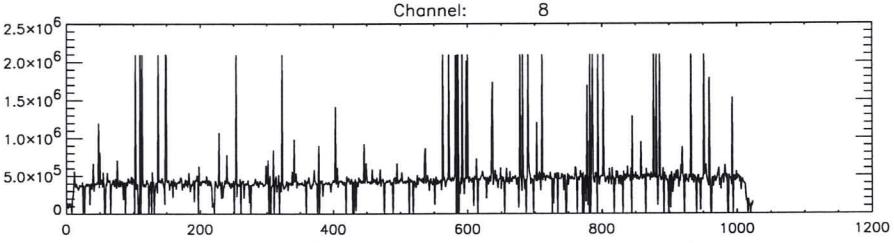
Channel: 8
2.5x10^6
2.0x10^6
1.5x10^6
1.0x10^6
5.0x10^5
0
0
200
400
600
800
1000
1200

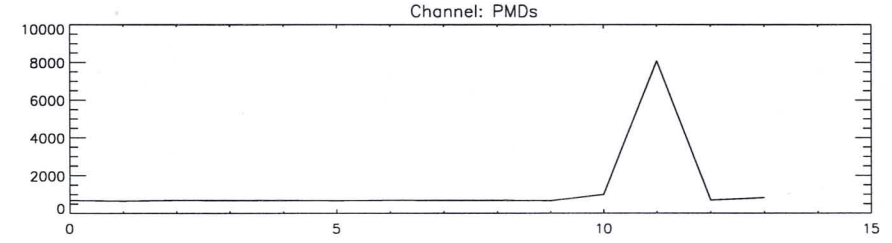
Channel: PMDs
10000
8000
6000
4000
2000
0
0
5
10
15

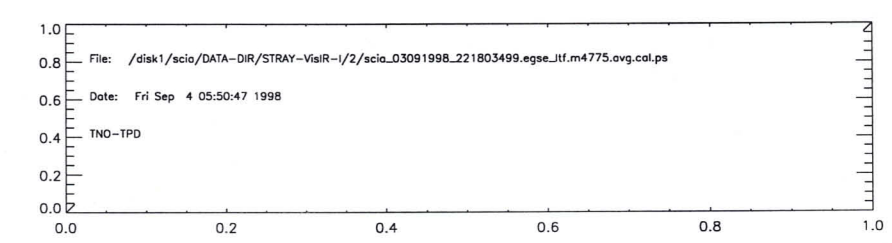
File: /disk1/scia/DATA-DIR/STRAY-VisIR-1/2/scia_03091998_221803499.egse_jtf.m4775.avg.cal.ps
Date: Fri Sep 4 05:50:47 1998
TNO-TPD
1.0
0.8
0.6
0.4
0.2
0.0
0.0
0.2
0.4
0.6
0.8
1.0

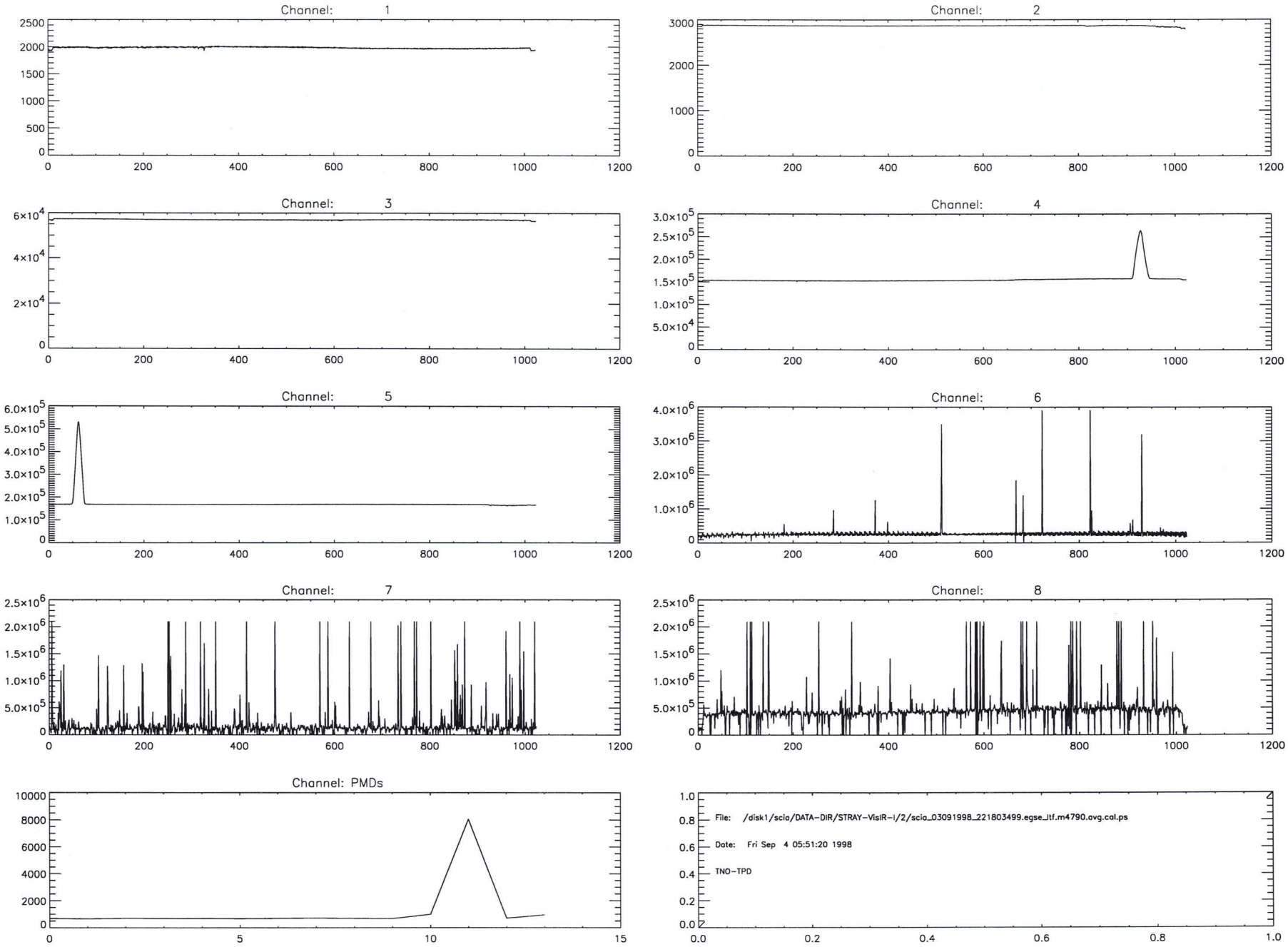
Channel: 1
Channel: 2
Channel: 3
Channel: 4
Channel: 5
Channel: 6
Channel: 7
Channel: 8
Channel: PMDs
File: /disk1/scia/DATA-DIR/STRAY-VisIR-I/2/scia_03091998_221803499.egse_itf.m4790.avg.cal.ps
Date: Fri Sep 4 05:51:20 1998
TNO-TPD

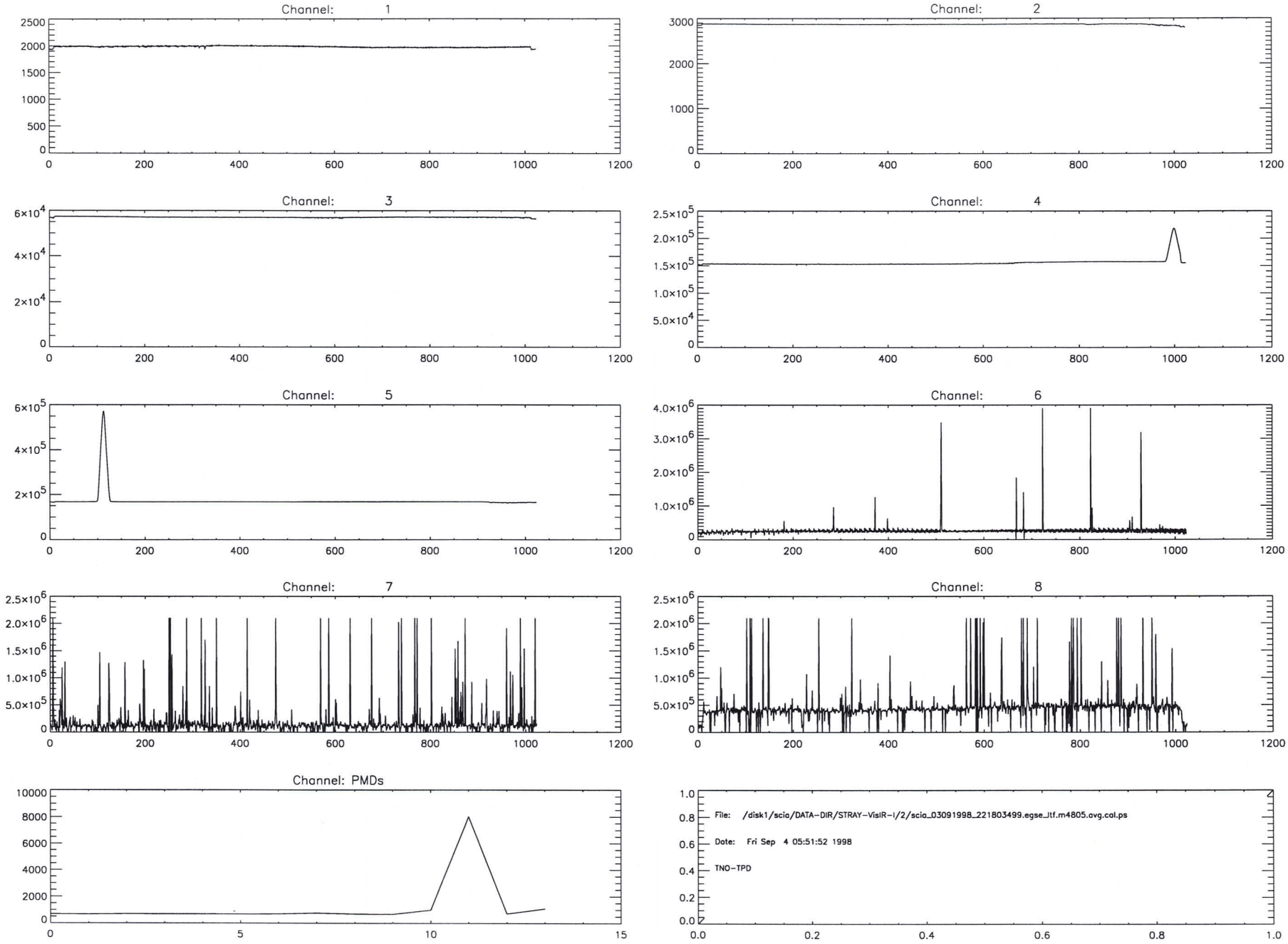
Channel: 1
Channel: 2
Channel: 3
Channel: 4
Channel: 5
Channel: 6
Channel: 7
Channel: 8
Channel: PMDs
File: /disk1/scia/DATA-DIR/STRAY-VisIR-1/2/scia_03091998_221803499.egse_itf.m4805.avg.cal.ps
Date: Fri Sep 4 05:51:52 1998
TNO-TPD

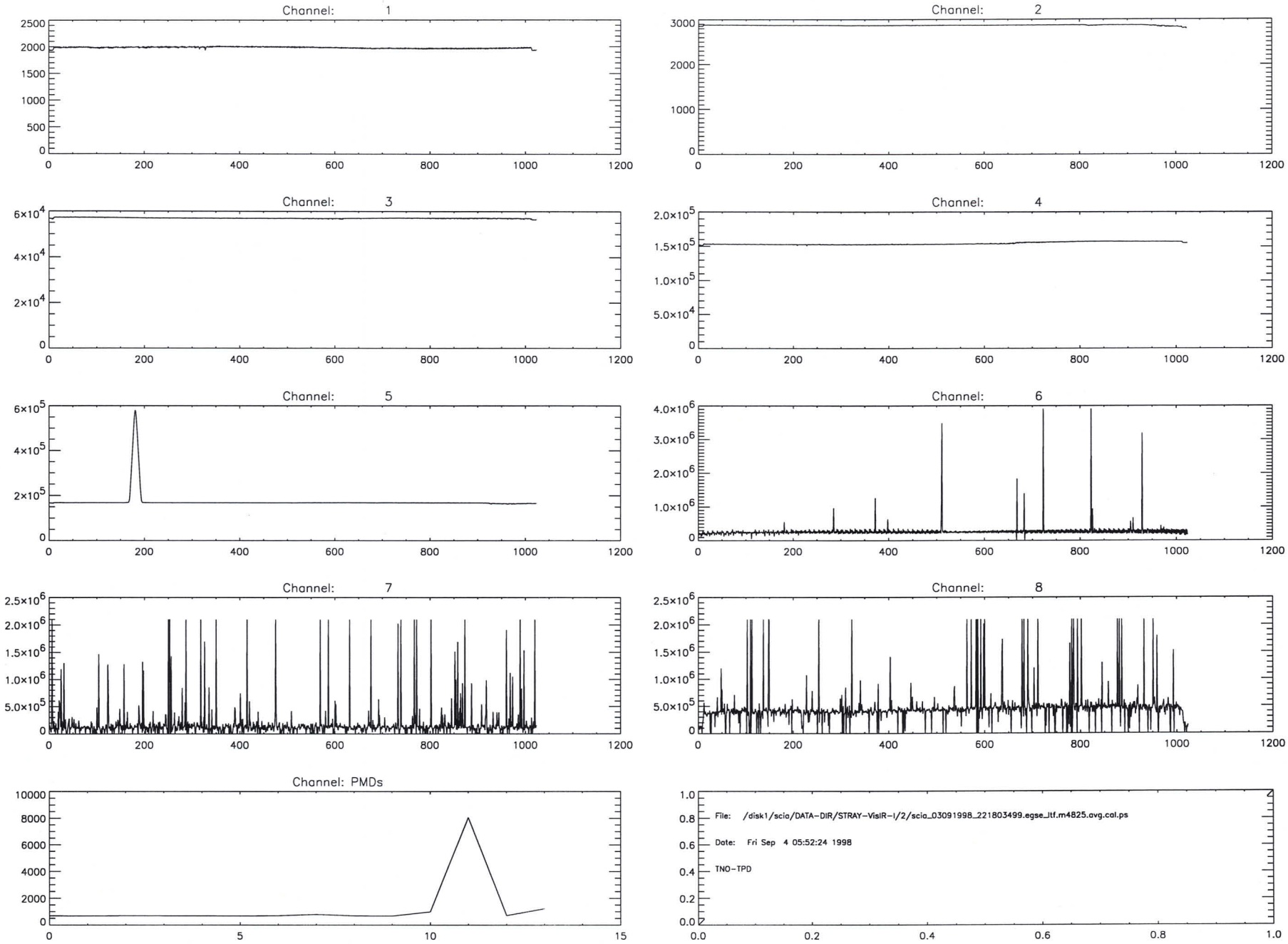
Channel: 1
Channel: 2
Channel: 3
Channel: 4
Channel: 5
Channel: 6
Channel: 7
Channel: 8
Channel: PMDs
File: /disk1/scia/DATA-DIR/STRAY-VisIR-1/2/scia_03091998_221803499.egse_ltf.m4825.avg.cal.ps
Date: Fri Sep 4 05:52:24 1998
TNO-TPD

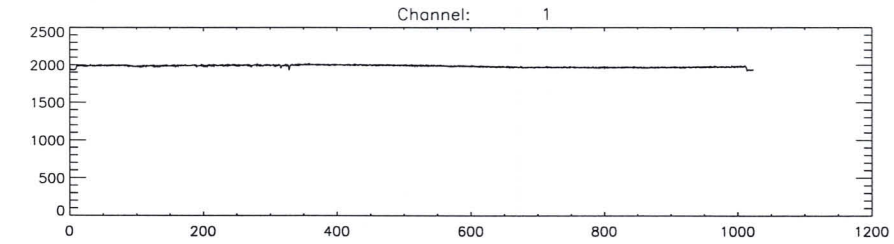
Channel: 1
2500
2000
1500
1000
500
0
0
200
400
600
800
1000
1200

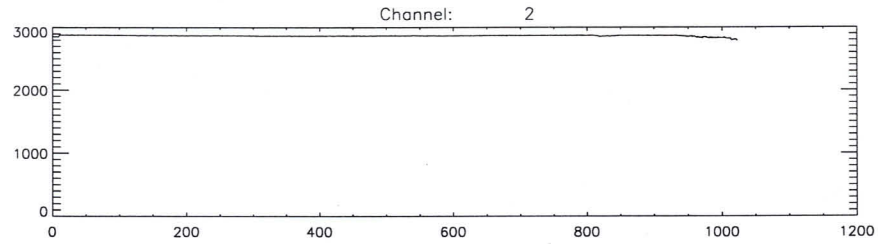
Channel: 2
3000
2000
1000
0
0
200
400
600
800
1000
1200

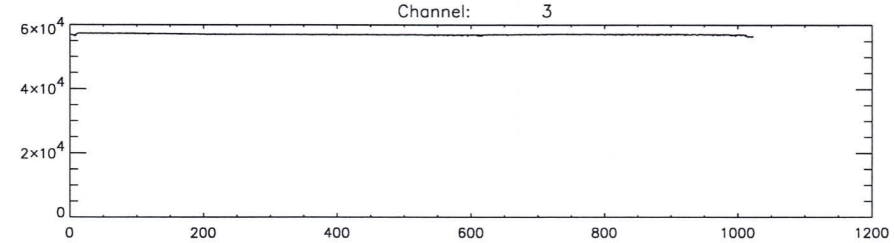
Channel: 3
6×10^4
4×10^4
2×10^4
0
0
200
400
600
800
1000
1200

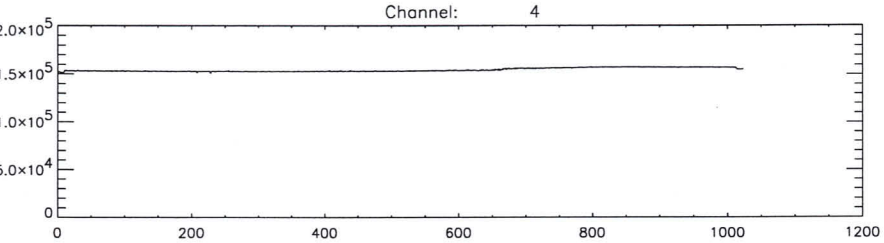
Channel: 4
2.0×10^5
1.5×10^5
1.0×10^5
5.0×10^4
0
0
200
400
600
800
1000
1200

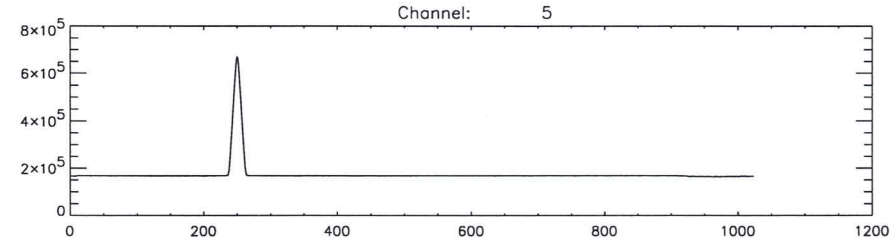
Channel: 5
8×10^5
6×10^5
4×10^5
2×10^5
0
0
200
400
600
800
1000
1200

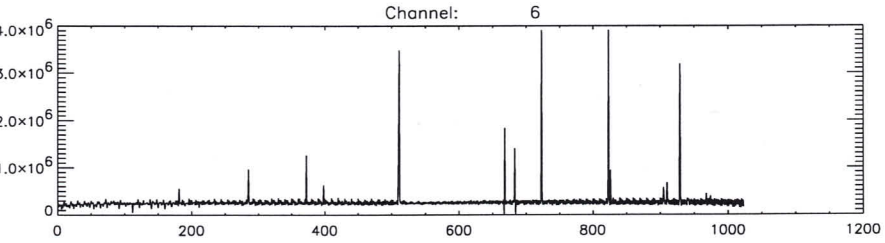
Channel: 6
4.0×10^6
3.0×10^6
2.0×10^6
1.0×10^6
0
0
200
400
600
800
1000
1200

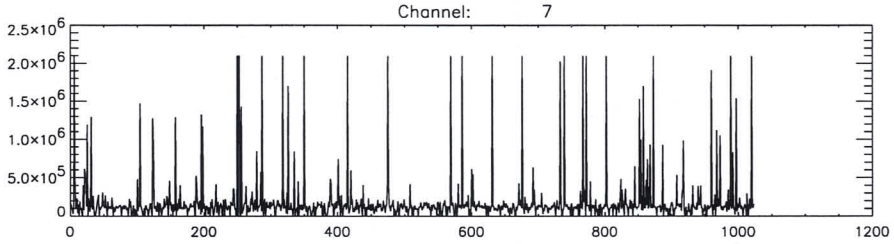
Channel: 7
2.5×10^6
2.0×10^6
1.5×10^6
1.0×10^6
5.0×10^5
0
0
200
400
600
800
1000
1200

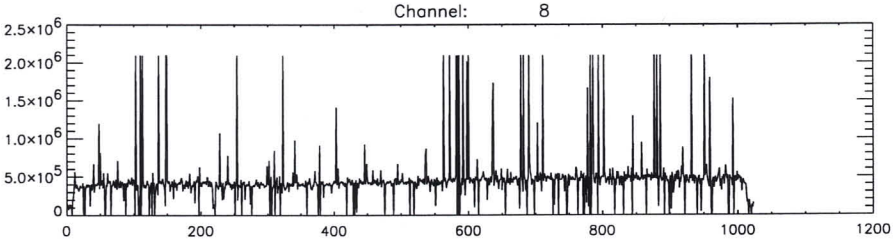
Channel: 8
2.5×10^6
2.0×10^6
1.5×10^6
1.0×10^6
5.0×10^5
0
0
200
400
600
800
1000
1200

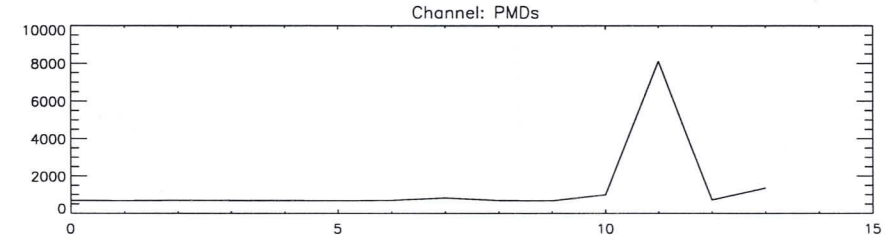
Channel: PMDs
10000
8000
6000
4000
2000
0
0
5
10
15

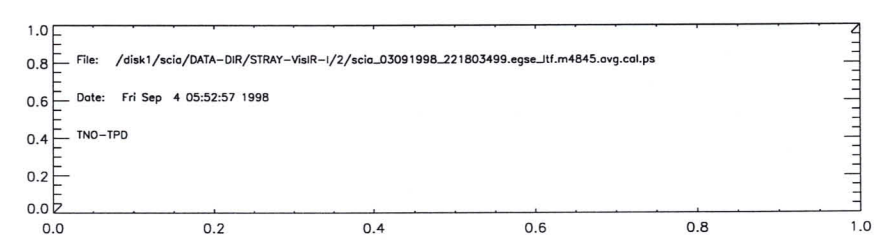
File: /disk1/scia/DATA-DIR/STRAY-VisIR-1/2/scia_03091998_221803499.egse_ltf.m4845.avg.cal.ps
Date: Fri Sep 4 05:52:57 1998
TNO-TPD
1.0
0.8
0.6
0.4
0.2
0.0
0.0
0.2
0.4
0.6
0.8
1.0

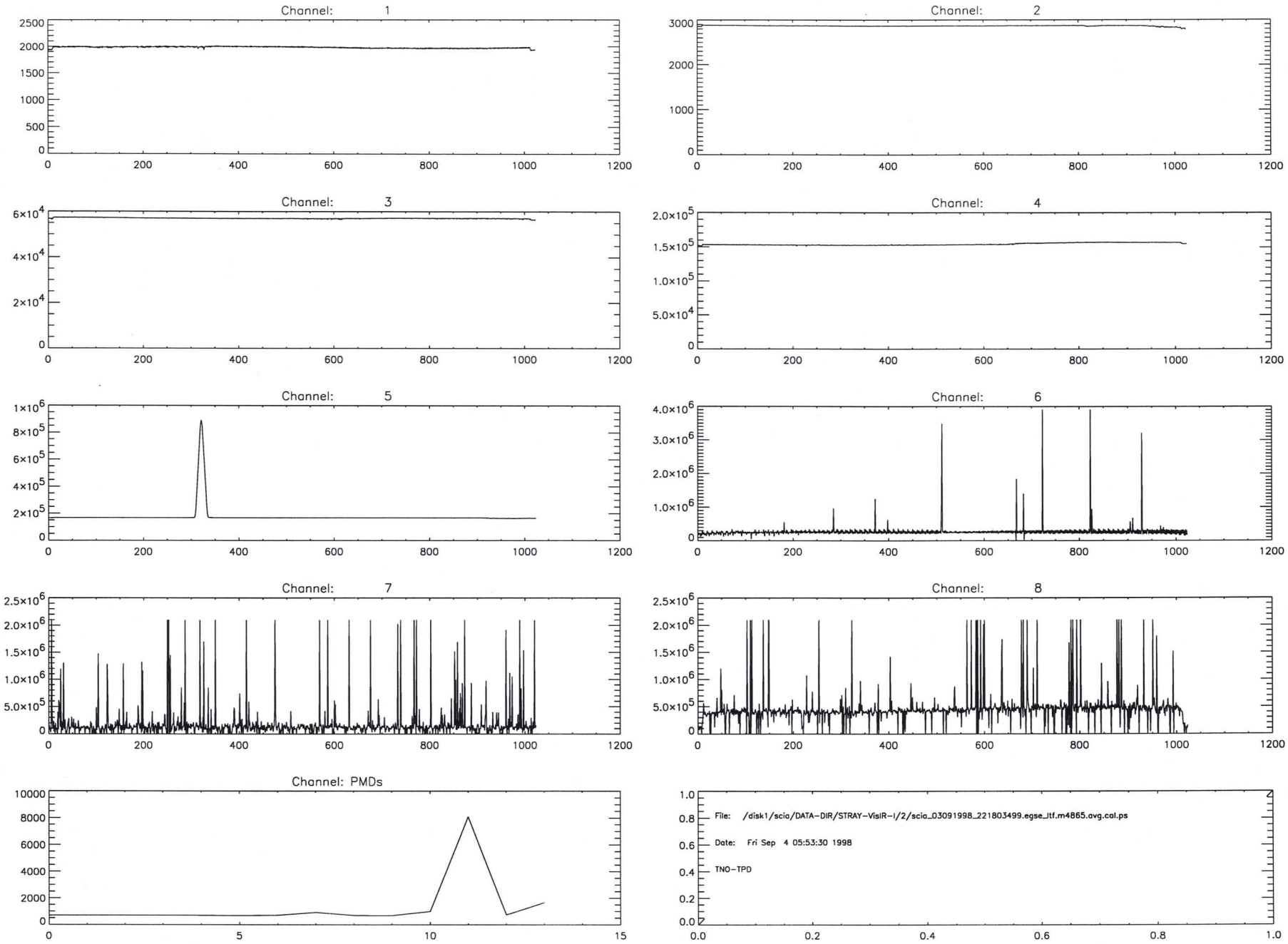
Channel: 1
Channel: 2
Channel: 3
Channel: 4
Channel: 5
Channel: 6
Channel: 7
Channel: 8
Channel: PMDs
File: /disk1/scia/DATA-DIR/STRAY-VisIR-1/2/scia_03091998_221803499.egse_itf.m4865.avg.cal.ps
Date: Fri Sep 4 05:53:30 1998
TNO-TPD

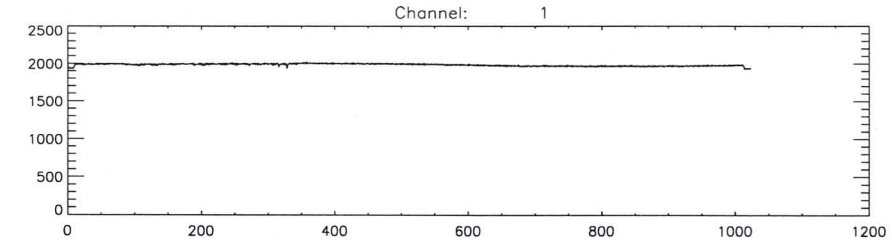
Channel: 1
2500
2000
1500
1000
500
0
0
200
400
600
800
1000
1200

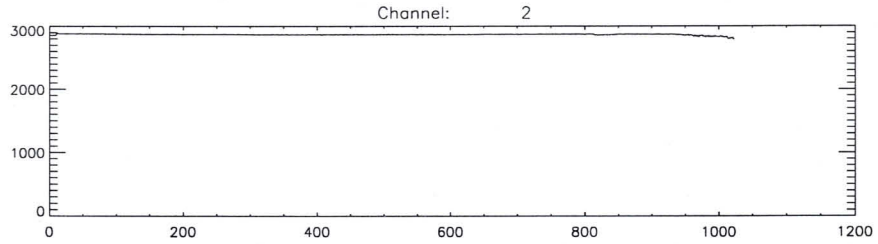
Channel: 2
3000
2000
1000
0
0
200
400
600
800
1000
1200

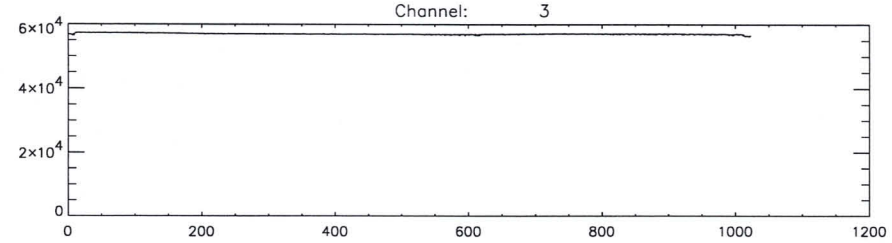
Channel: 3
6x10^4
4x10^4
2x10^4
0
0
200
400
600
800
1000
1200

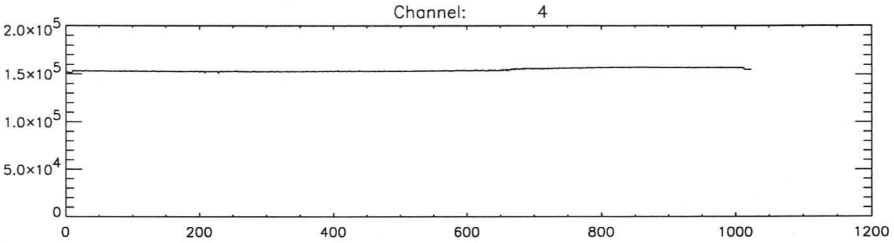
Channel: 4
2.0x10^5
1.5x10^5
1.0x10^5
5.0x10^4
0
0
200
400
600
800
1000
1200

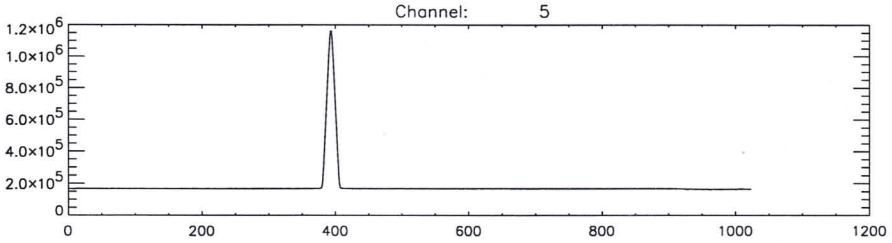
Channel: 5
1.2x10^6
1.0x10^6
8.0x10^5
6.0x10^5
4.0x10^5
2.0x10^5
0
0
200
400
600
800
1000
1200

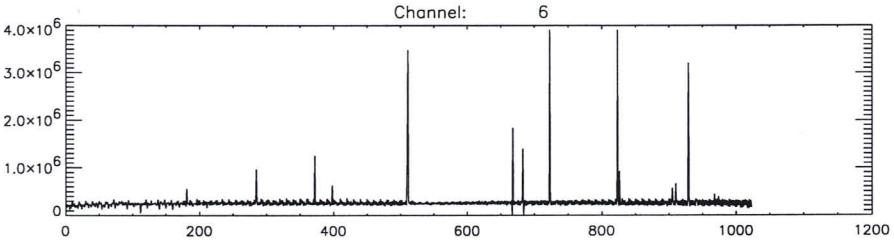
Channel: 6
4.0x10^6
3.0x10^6
2.0x10^6
1.0x10^6
0
0
200
400
600
800
1000
1200

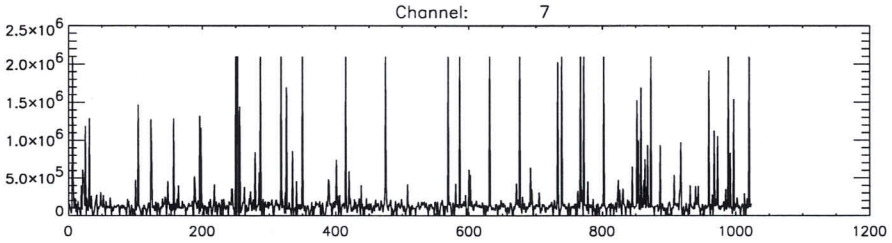
Channel: 7
2.5x10^6
2.0x10^6
1.5x10^6
1.0x10^6
5.0x10^5
0
0
200
400
600
800
1000
1200

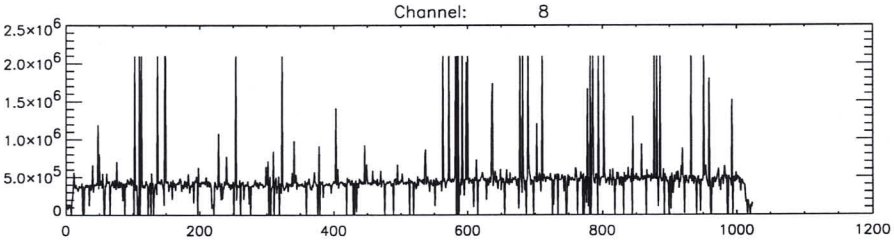
Channel: 8
2.5x10^6
2.0x10^6
1.5x10^6
1.0x10^6
5.0x10^5
0
0
200
400
600
800
1000
1200

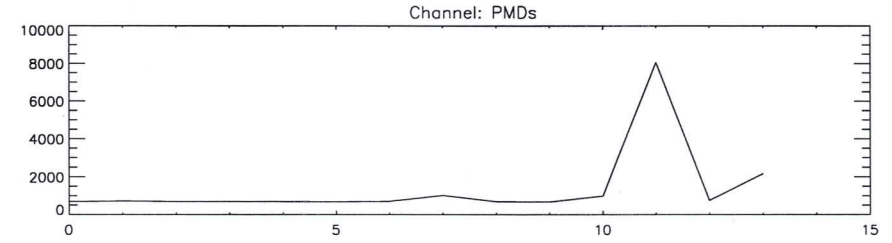
Channel: PMDs
10000
8000
6000
4000
2000
0
0
5
10
15

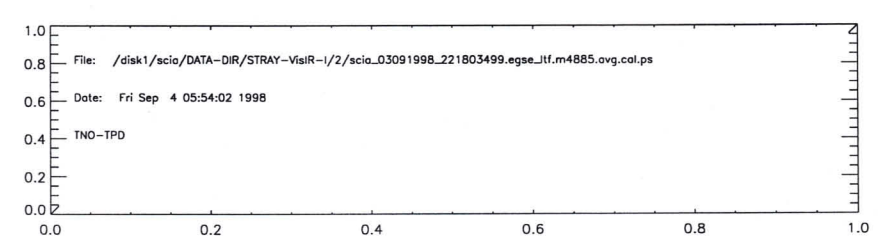
File: /disk1/scia/DATA-DIR/STRAY-VisIR-1/2/scia_03091998_221803499.egse_itf.m4885.avg.cal.ps
Date: Fri Sep 4 05:54:02 1998
TNO-TPD
1.0
0.8
0.6
0.4
0.2
0.0
0.0
0.2
0.4
0.6
0.8
1.0

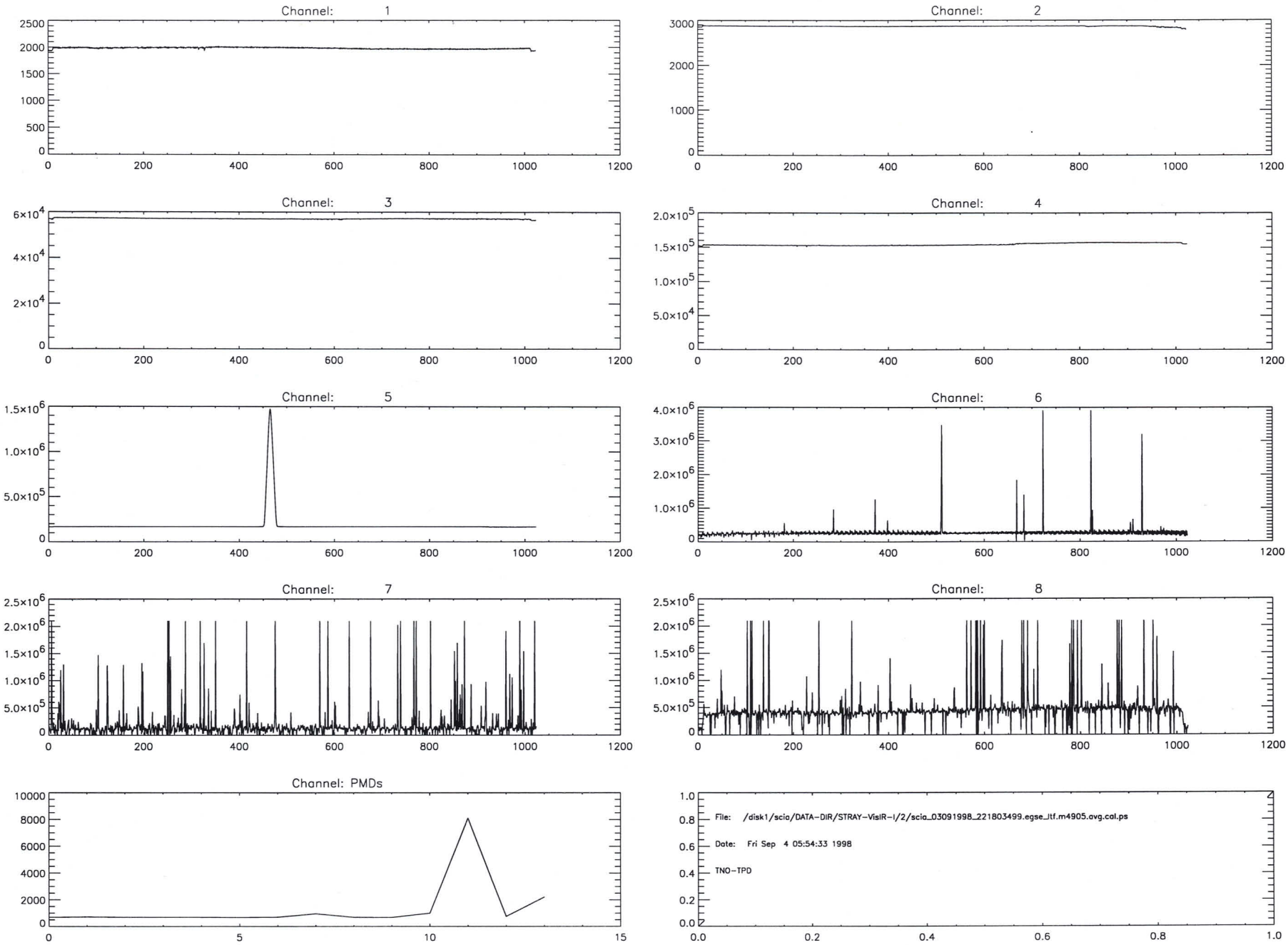
Channel: 1
Channel: 2
Channel: 3
Channel: 4
Channel: 5
Channel: 6
Channel: 7
Channel: 8
Channel: PMDs
File: /disk1/scia/DATA-DIR/STRAY-VisIR-I/2/scia_03091998_221803499.egse_itf.m4905.avg.cal.ps
Date: Fri Sep 4 05:54:33 1998
TNO-TPD

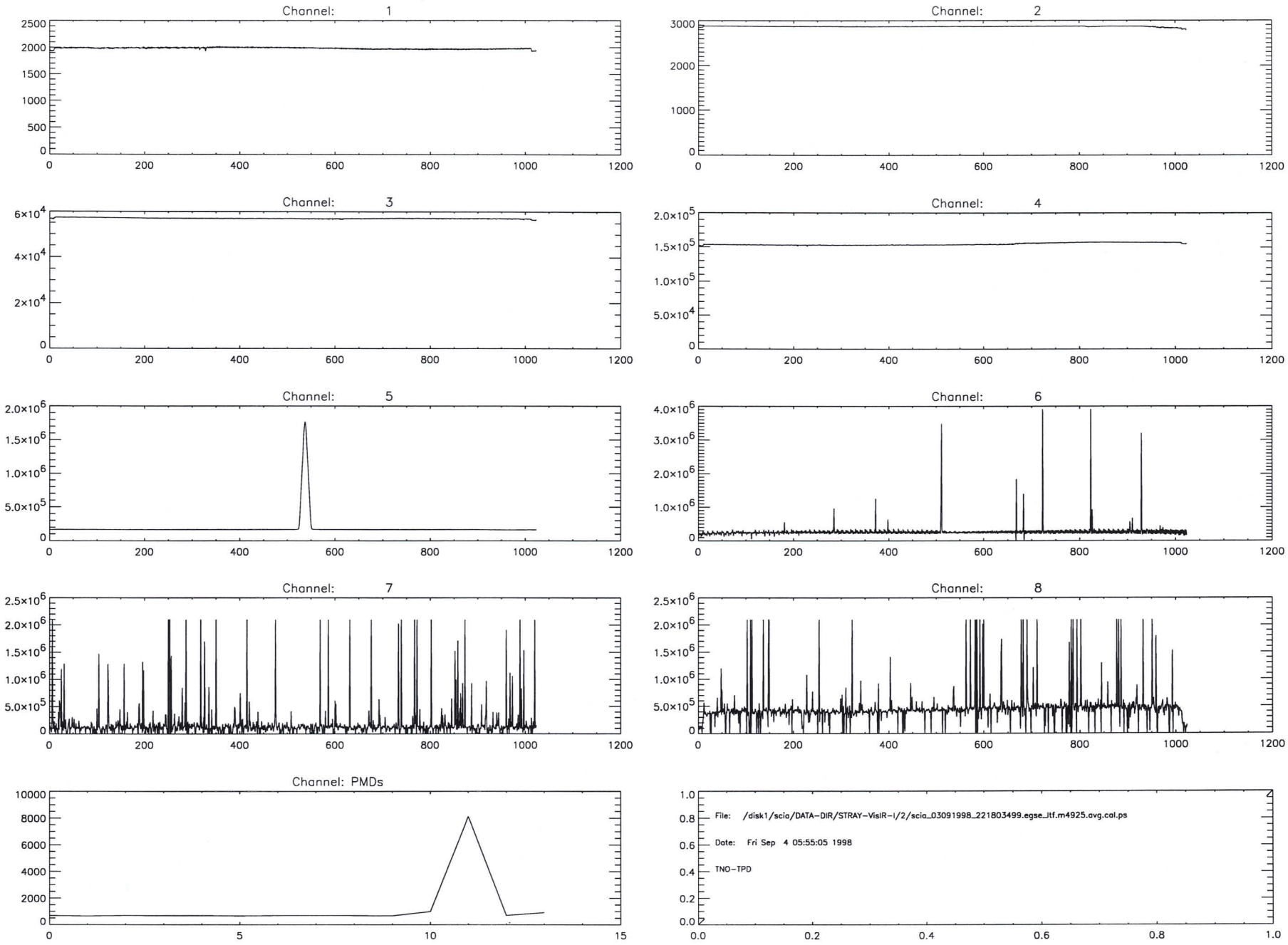
Channel: 1
Channel: 2
Channel: 3
Channel: 4
Channel: 5
Channel: 6
Channel: 7
Channel: 8
Channel: PMDs
File: /disk1/scia/DATA-DIR/STRAY-VisIR-1/2/scia_03091998_221803499.egse_ltf.m4925.avg.cal.ps
Date: Fri Sep 4 05:55:05 1998
TNO-TPD

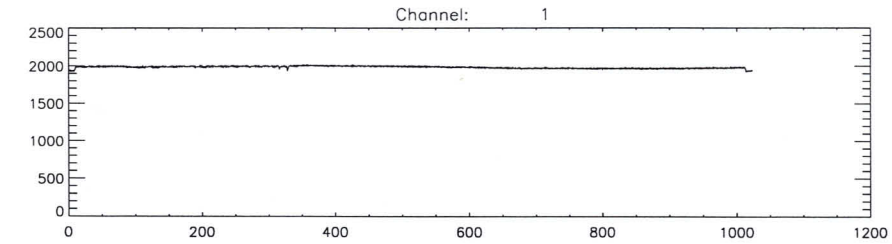
Channel: 1
2500
2000
1500
1000
500
0
0
200
400
600
800
1000
1200

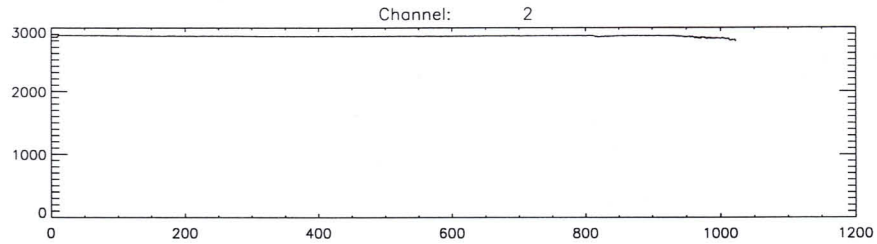
Channel: 2
3000
2000
1000
0
0
200
400
600
800
1000
1200

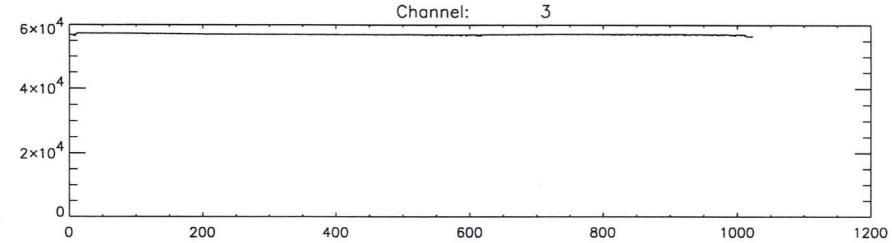
Channel: 3
6×10^4
4×10^4
2×10^4
0
0
200
400
600
800
1000
1200

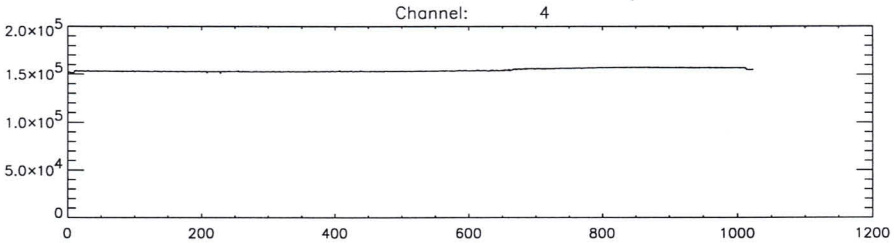
Channel: 4
2.0×10^5
1.5×10^5
1.0×10^5
5.0×10^4
0
0
200
400
600
800
1000
1200

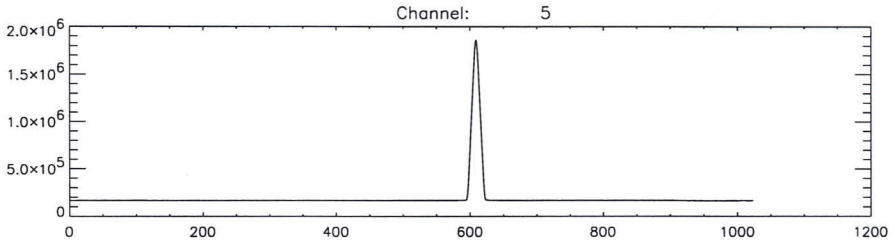
Channel: 5
2.0×10^6
1.5×10^6
1.0×10^6
5.0×10^5
0
0
200
400
600
800
1000
1200

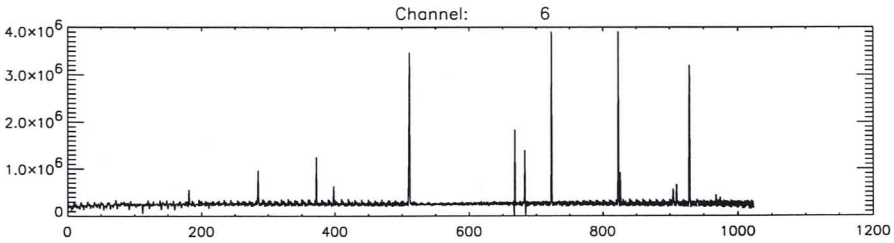
Channel: 6
4.0×10^6
3.0×10^6
2.0×10^6
1.0×10^6
0
0
200
400
600
800
1000
1200

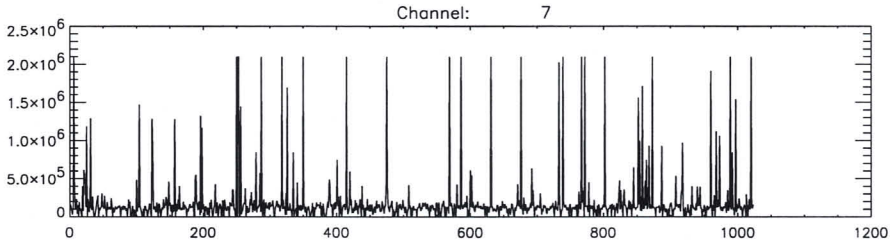
Channel: 7
2.5×10^6
2.0×10^6
1.5×10^6
1.0×10^6
5.0×10^5
0
0
200
400
600
800
1000
1200

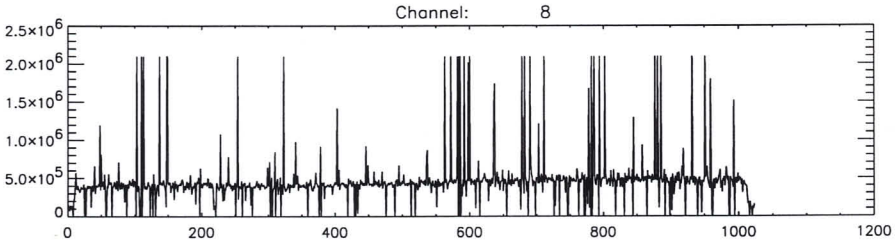
Channel: 8
2.5×10^6
2.0×10^6
1.5×10^6
1.0×10^6
5.0×10^5
0
0
200
400
600
800
1000
1200

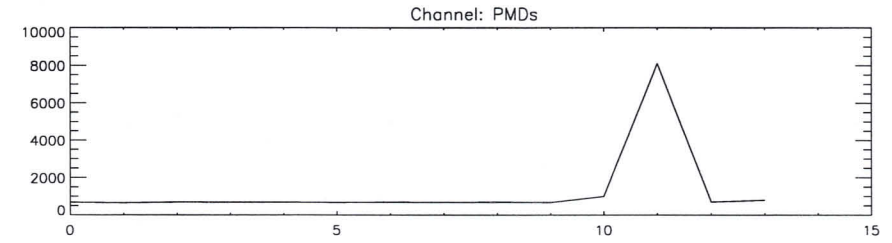
Channel: PMDs
10000
8000
6000
4000
2000
0
0
5
10
15

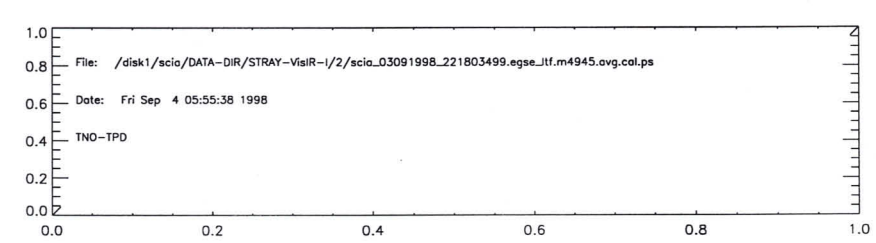
File: /disk1/scia/DATA-DIR/STRAY-VisIR-1/2/scia_03091998_221803499.egse_1tf.m4945.avg.cal.ps
Date: Fri Sep 4 05:55:38 1998
TNO-TPD
1.0
0.8
0.6
0.4
0.2
0.0
0.0
0.2
0.4
0.6
0.8
1.0

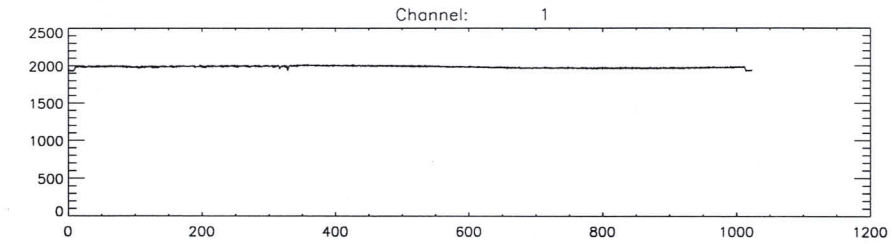
Channel: 1
2500
2000
1500
1000
500
0
0
200
400
600
800
1000
1200

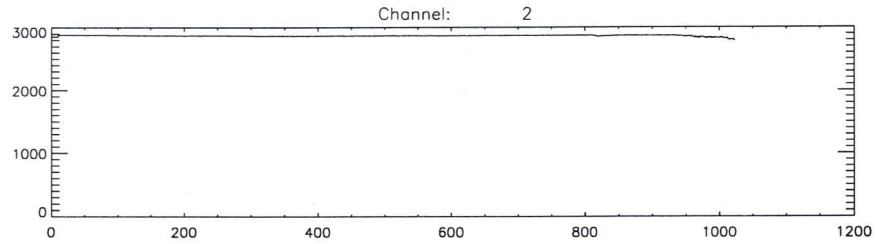
Channel: 2
3000
2000
1000
0
0
200
400
600
800
1000
1200

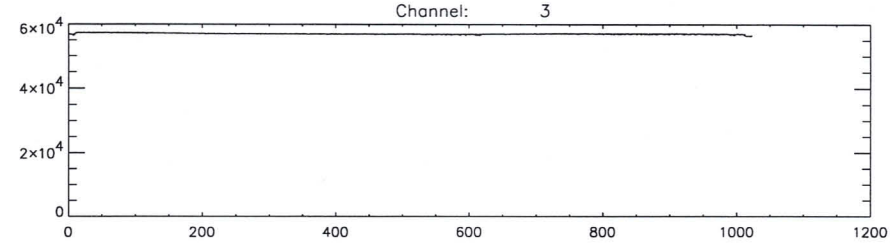
Channel: 3
6×10^4
4×10^4
2×10^4
0
0
200
400
600
800
1000
1200

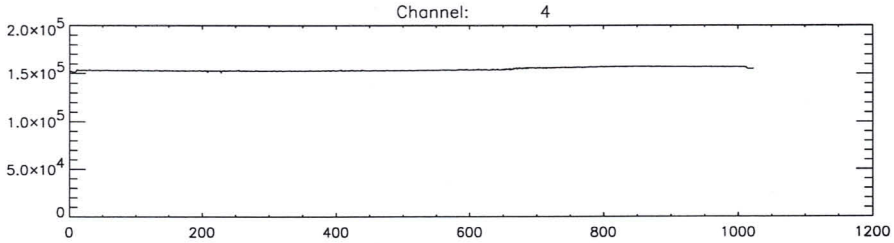
Channel: 4
2.0×10^5
1.5×10^5
1.0×10^5
5.0×10^4
0
0
200
400
600
800
1000
1200

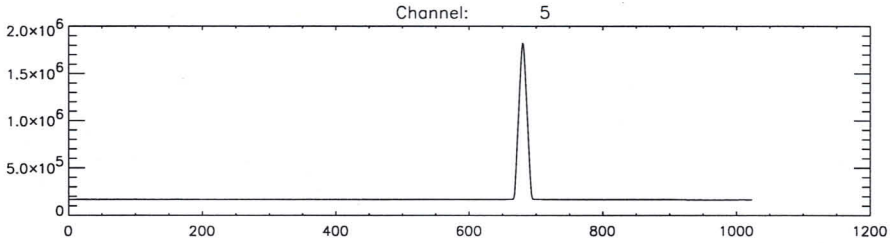
Channel: 5
2.0×10^6
1.5×10^6
1.0×10^6
5.0×10^5
0
0
200
400
600
800
1000
1200

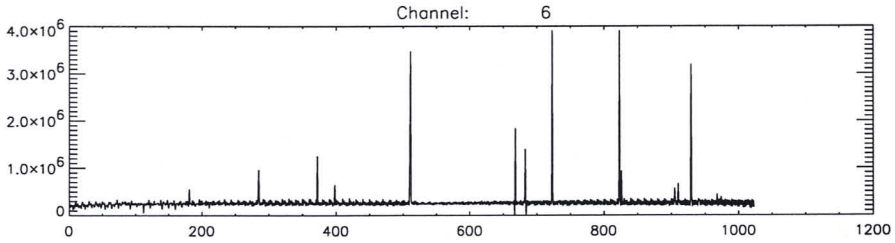
Channel: 6
4.0×10^6
3.0×10^6
2.0×10^6
1.0×10^6
0
0
200
400
600
800
1000
1200

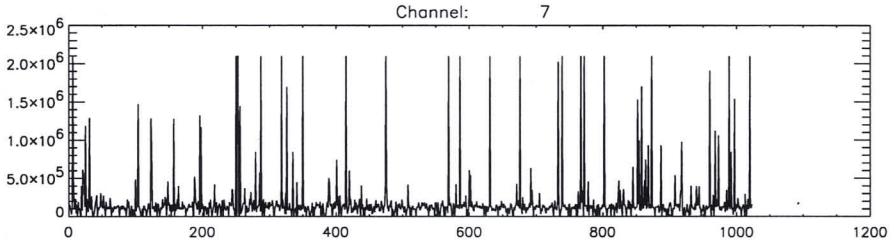
Channel: 7
2.5×10^6
2.0×10^6
1.5×10^6
1.0×10^6
5.0×10^5
0
0
200
400
600
800
1000
1200

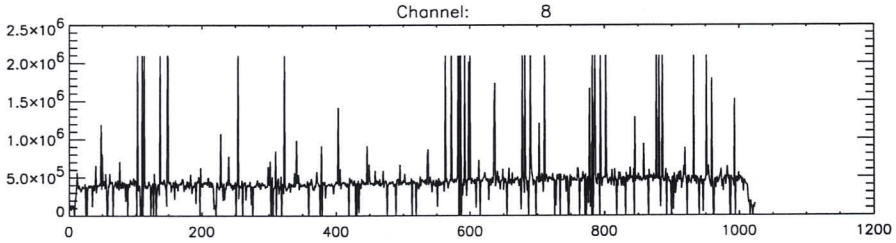
Channel: 8
2.5×10^6
2.0×10^6
1.5×10^6
1.0×10^6
5.0×10^5
0
0
200
400
600
800
1000
1200

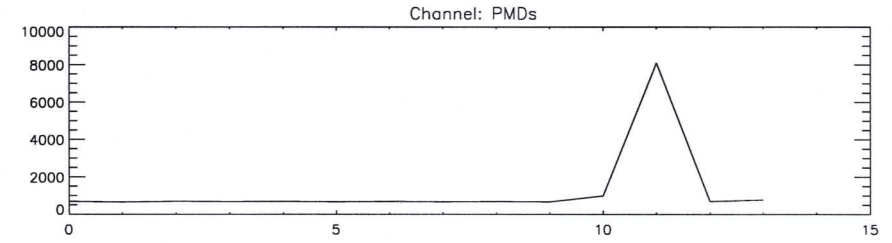
Channel: PMDs
10000
8000
6000
4000
2000
0
0
5
10
15

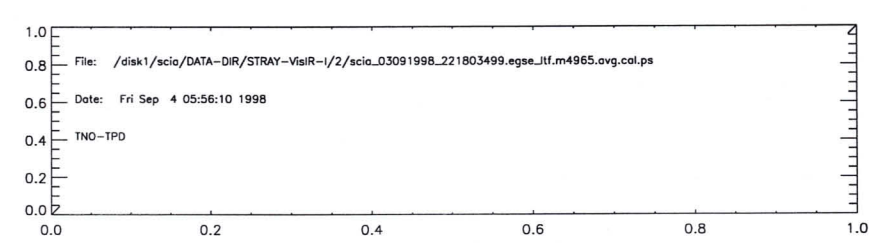
File: /disk1/scia/DATA-DIR/STRAY-VisIR-I/2/scia_03091998_221803499.egse_itf.m4965.avg.cal.ps
Date: Fri Sep 4 05:56:10 1998
TNO-TPD
1.0
0.8
0.6
0.4
0.2
0.0
0.0
0.2
0.4
0.6
0.8
1.0

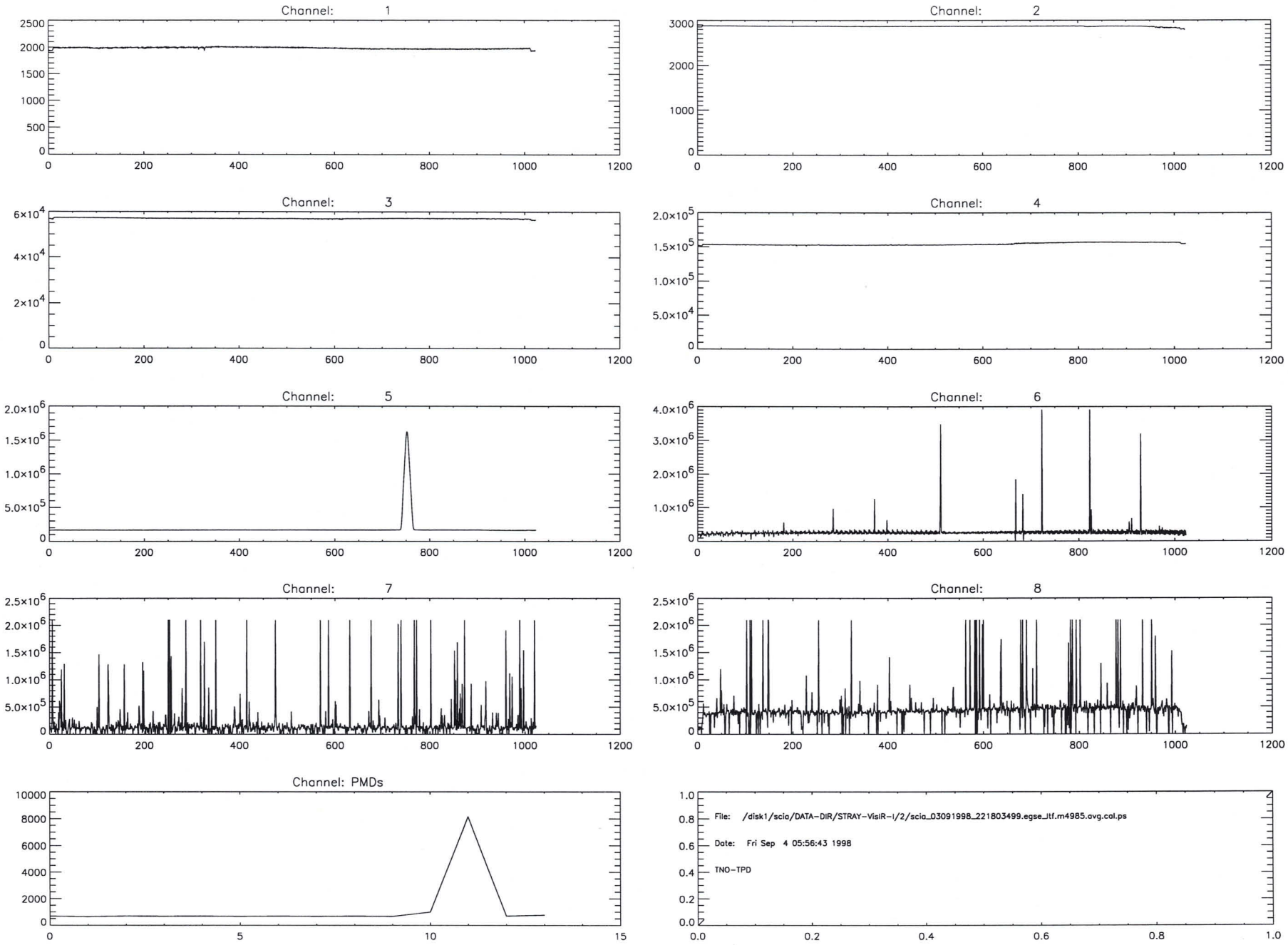
Channel: 1
Channel: 2
Channel: 3
Channel: 4
Channel: 5
Channel: 6
Channel: 7
Channel: 8
Channel: PMDs
File: /disk1/scia/DATA-DIR/STRAY-VisIR-1/2/scia_03091998_221803499.egse_itf.m4985.avg.cal.ps
Date: Fri Sep 4 05:56:43 1998
TNO-TPD

#####
#####
#####
#####
#####
User: scia6!scia
#####
Title: scia_03091998_221803499.egse_ltf.du1.rel_std.cal.ps
#####
scia6
#####
Printed: Fri 06:33 Sep 04, 1998
#####
Job number: hp6mp-30
#####
#####
#####
#####
#####

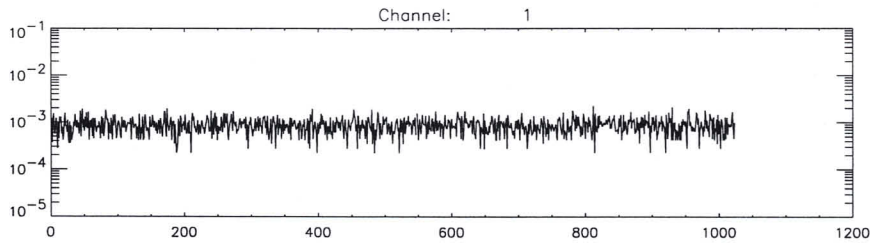
Channel: 1
10^{-1}
10^{-2}
10^{-3}
10^{-4}
10^{-5}
0
200
400
600
800
1000
1200

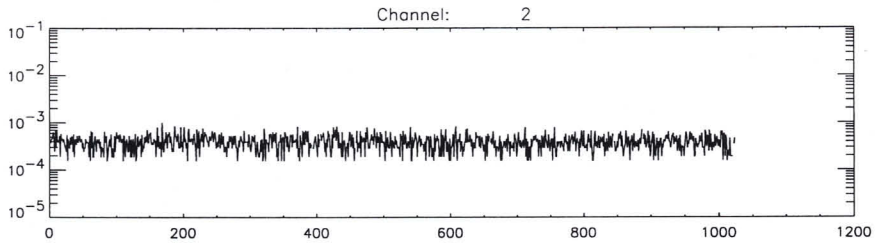
Channel: 2
10^{-1}
10^{-2}
10^{-3}
10^{-4}
10^{-5}
0
200
400
600
800
1000
1200

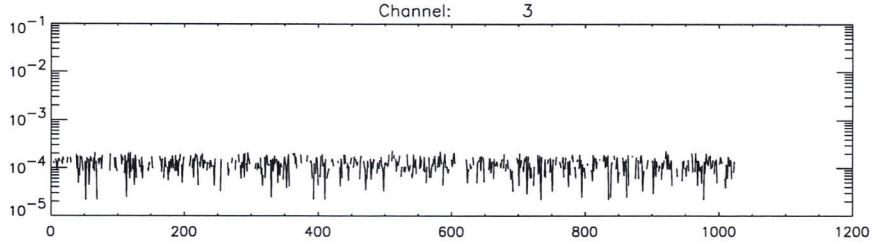
Channel: 3
10^{-1}
10^{-2}
10^{-3}
10^{-4}
10^{-5}
0
200
400
600
800
1000
1200

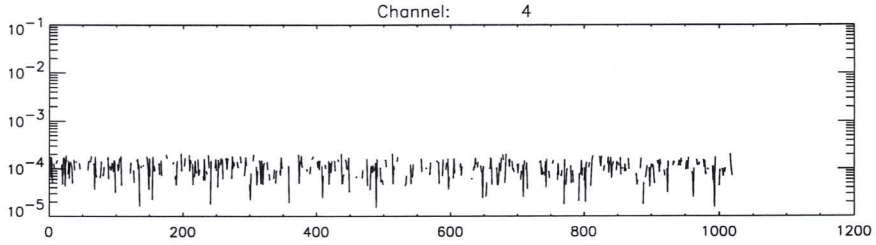
Channel: 4
10^{-1}
10^{-2}
10^{-3}
10^{-4}
10^{-5}
0
200
400
600
800
1000
1200

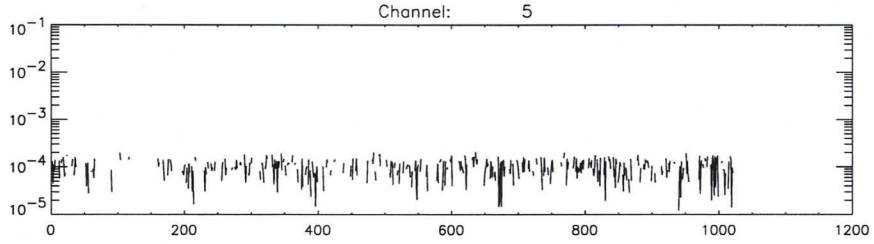
Channel: 5
10^{-1}
10^{-2}
10^{-3}
10^{-4}
10^{-5}
0
200
400
600
800
1000
1200

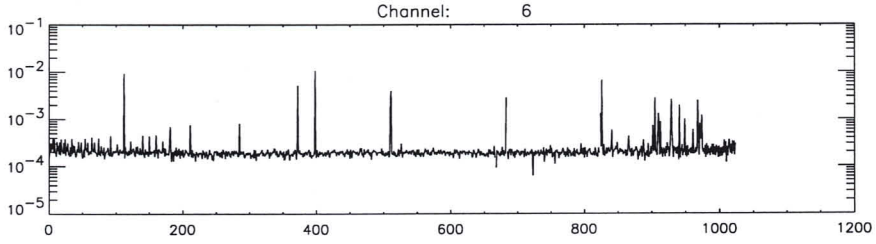
Channel: 6
10^{-1}
10^{-2}
10^{-3}
10^{-4}
10^{-5}
0
200
400
600
800
1000
1200

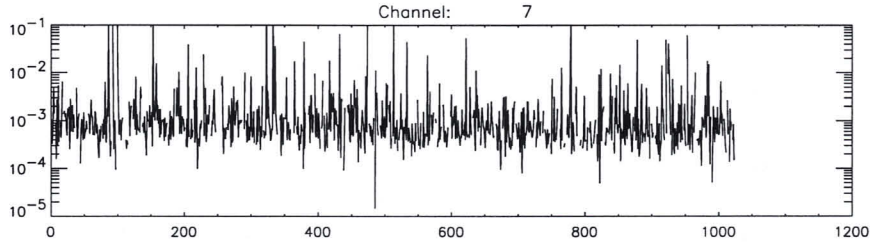
Channel: 7
10^{-1}
10^{-2}
10^{-3}
10^{-4}
10^{-5}
0
200
400
600
800
1000
1200

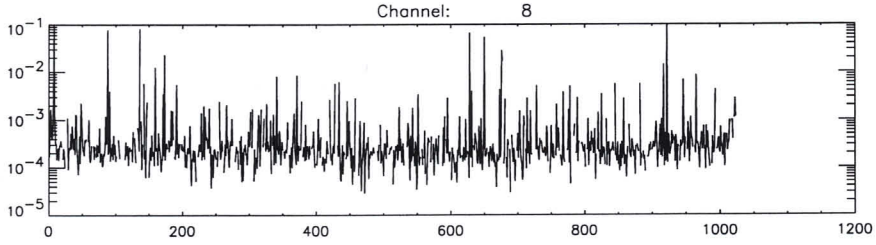
Channel: 8
10^{-1}
10^{-2}
10^{-3}
10^{-4}
10^{-5}
0
200
400
600
800
1000
1200

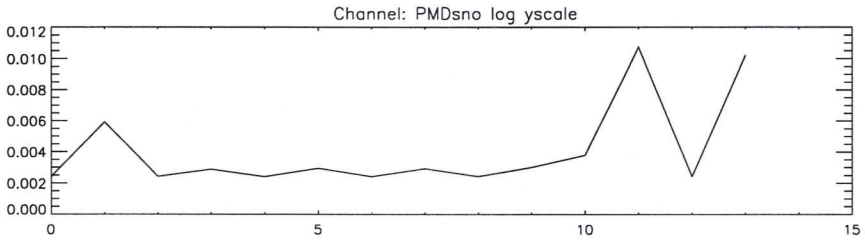
Channel: PMDsno log yscale
0.012
0.010
0.008
0.006
0.004
0.002
0.000
0
5
10
15

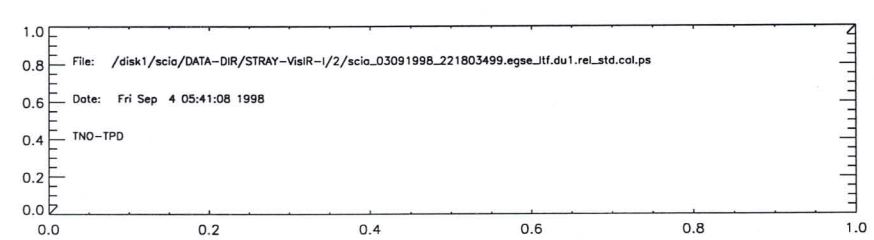
File: /disk1/scia/DATA-DIR/STRAY-VisIR-1/2/scia_03091998_221803499.egse_itf.du1.rel_std.col.ps
Date: Fri Sep 4 05:41:08 1998
TNO-TPD
1.0
0.8
0.6
0.4
0.2
0.0
0.0
0.2
0.4
0.6
0.8
1.0

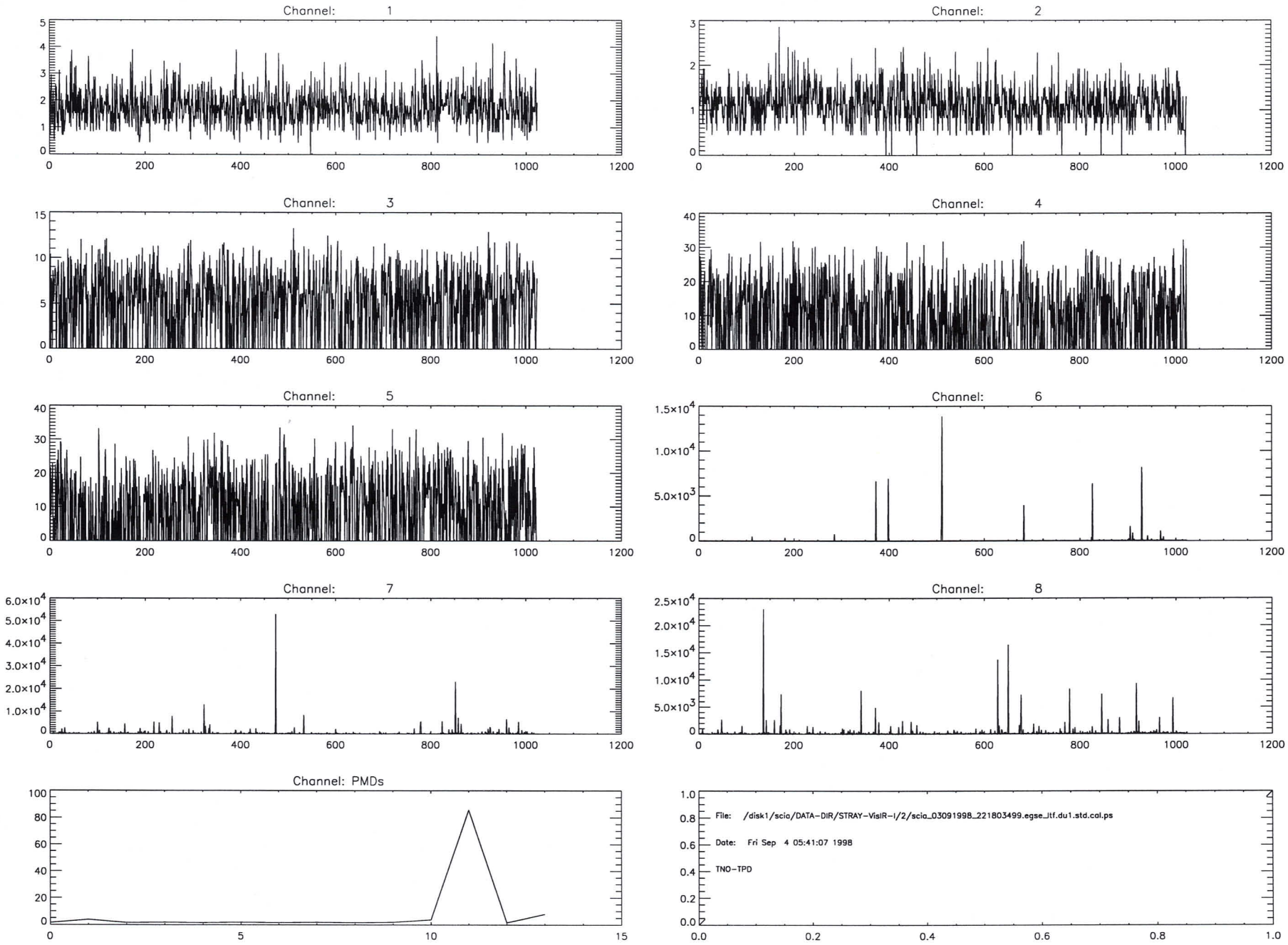
Channel: 1
Channel: 2
Channel: 3
Channel: 4
Channel: 5
Channel: 6
Channel: 7
Channel: 8
Channel: PMDs
File: /disk1/scia/DATA-DIR/STRAY-VisIR-1/2/scia_03091998_221803499.egse_ltf.du1.std.cal.ps
Date: Fri Sep 4 05:41:07 1998
TNO-TPD

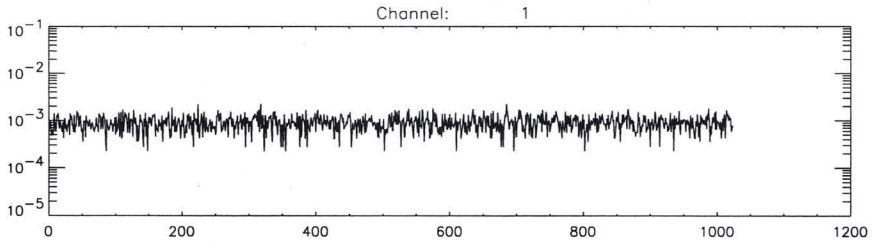
Channel: 1
10^{-1}
10^{-2}
10^{-3}
10^{-4}
10^{-5}
0
200
400
600
800
1000
1200

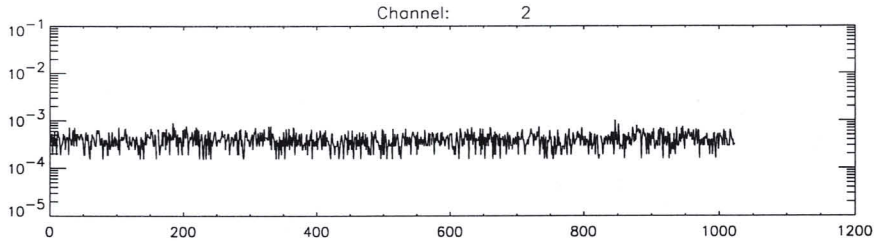
Channel: 2
10^{-1}
10^{-2}
10^{-3}
10^{-4}
10^{-5}
0
200
400
600
800
1000
1200

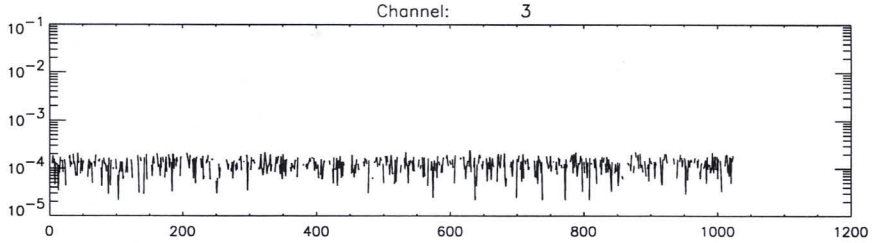
Channel: 3
10^{-1}
10^{-2}
10^{-3}
10^{-4}
10^{-5}
0
200
400
600
800
1000
1200

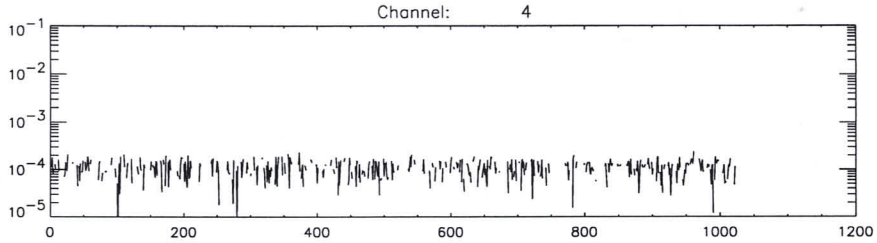
Channel: 4
10^{-1}
10^{-2}
10^{-3}
10^{-4}
10^{-5}
0
200
400
600
800
1000
1200

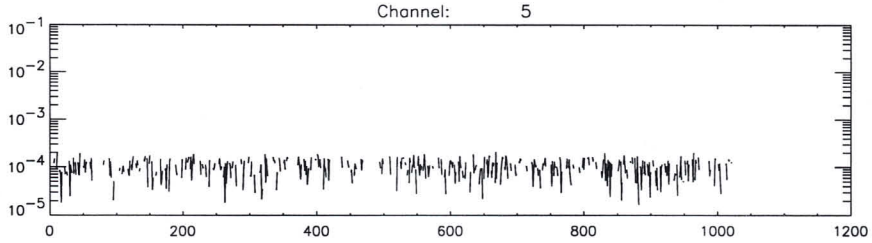
Channel: 5
10^{-1}
10^{-2}
10^{-3}
10^{-4}
10^{-5}
0
200
400
600
800
1000
1200

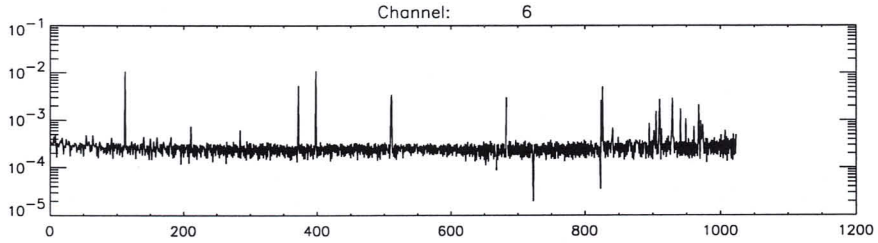
Channel: 6
10^{-1}
10^{-2}
10^{-3}
10^{-4}
10^{-5}
0
200
400
600
800
1000
1200

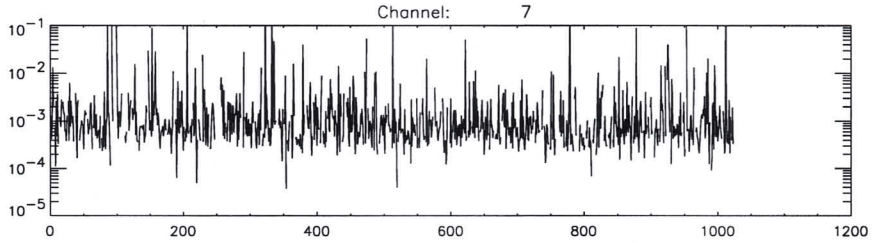
Channel: 7
10^{-1}
10^{-2}
10^{-3}
10^{-4}
10^{-5}
0
200
400
600
800
1000
1200

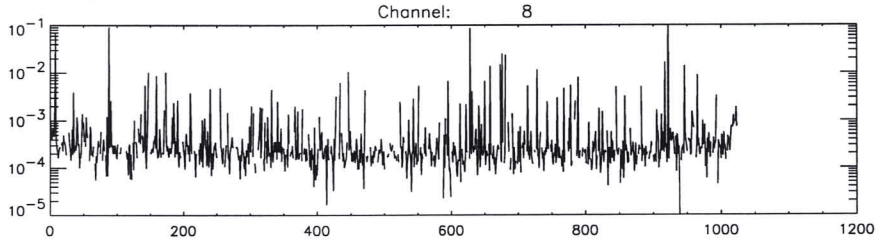
Channel: 8
10^{-1}
10^{-2}
10^{-3}
10^{-4}
10^{-5}
0
200
400
600
800
1000
1200

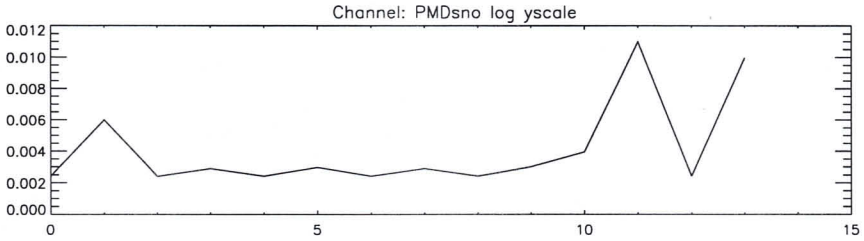
Channel: PMDsno log yscale
0.012
0.010
0.008
0.006
0.004
0.002
0.000
0
5
10
15

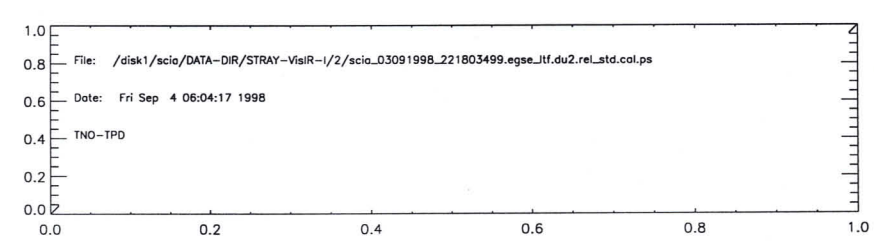
1.0
0.8
0.6
0.4
0.2
0.0
File: /disk1/scia/DATA-DIR/STRAY-VisIR-1/2/scia_03091998_221803499.egse_ltf.du2.rel_std.cal.ps
Date: Fri Sep 4 06:04:17 1998
TNO-TPD
0.0
0.2
0.4
0.6
0.8
1.0

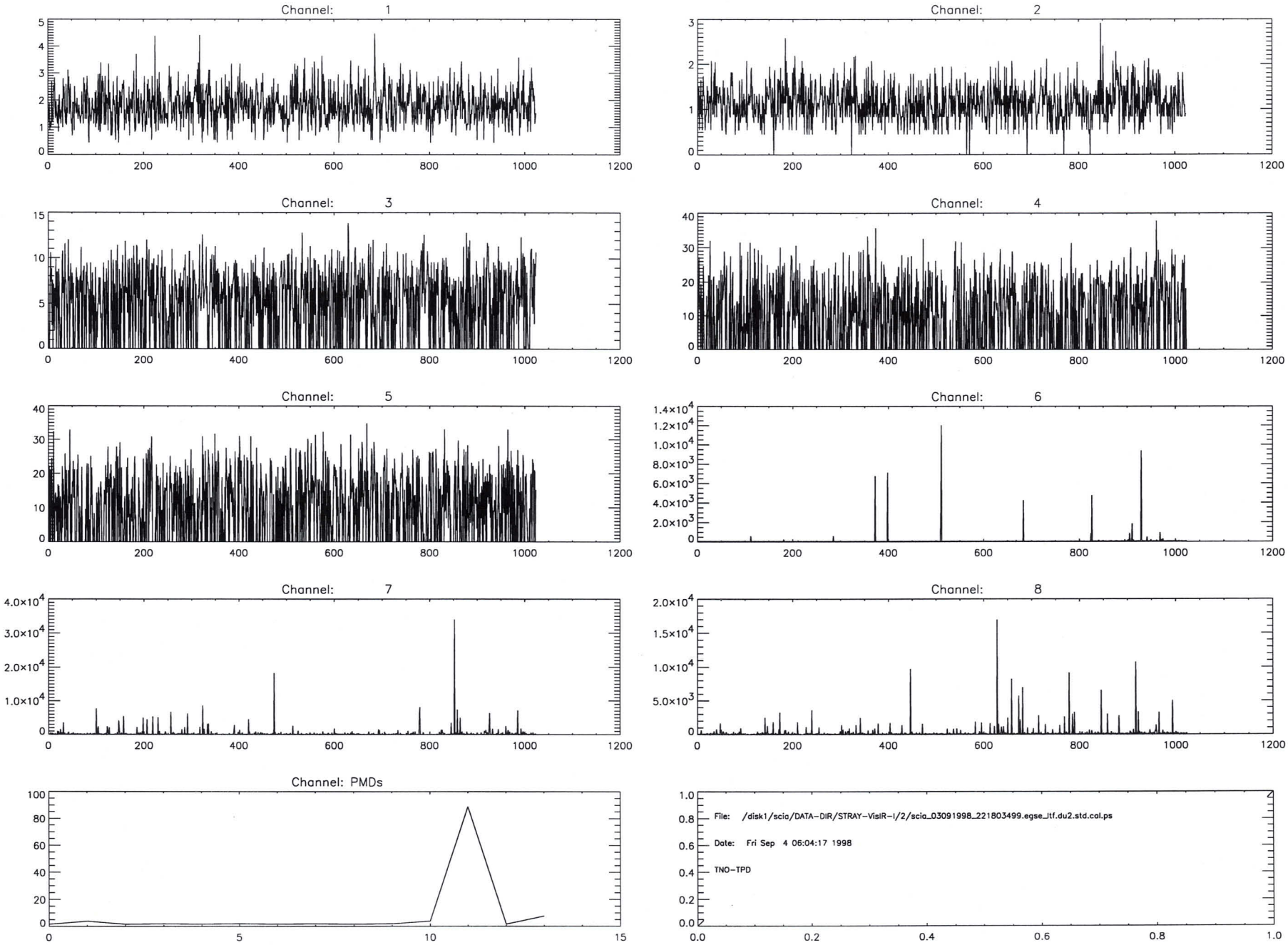
Channel: 1
Channel: 2
Channel: 3
Channel: 4
Channel: 5
Channel: 6
Channel: 7
Channel: 8
Channel: PMDs
File: /disk1/scia/DATA-DIR/STRAY-VisIR-1/2/scia_03091998_221803499.egse_itf.du2.std.cal.ps
Date: Fri Sep 4 06:04:17 1998
TNO-TPD

#####
#####
#####
#####
#####
User: scia6!scia
#####
Title: scia_03091998_221803499.egse_ltf.m4760.log
#####
scia6
#####
Printed: Fri 06:35 Sep 04, 1998
#####
Job number: hp6mp-31
#####
#####
#####
#####
#####

```
time       = Fri Sep  4 05:50:15 1998
batch      = m4760
Start TOD = Fri 04-Sep-98 00:07:24
End   TOD = Fri 04-Sep-98 00:13:48
Processing= computation of average, standard dev. and rel.standard dev.
```

Formal Run of Measurement

(Measurement ID) Stray-VisIR

Request for Actual Status	✗	(cross out entries that are not requested.)
Request for Modification	✗	(fill in only entries to be modified)
Request for Run	✗	(no entries = run based on actual default settings)

Scanner Positions

Azimuth	+45	deg
Elevation	-45	deg

Timeline for each Data Acquisition Period during Measurement

	1	2	3	4	5	6	7	8	9	10
State ID	49									
Repetitions	2									

State Parameters for States used in Timeline (State ID must be given)

Channel	PET [s] or H#	Co-Adding	PET [s] or H#	Co-Adding	PET [s] or H#	Co-Adding	PET [s] or H#	Co-Adding
1a	64	1						
1b	64	1						
2b	64	1						
2a	64	1						
3	16	4						
4	4	16						
5	4	16						
6	0.5	64						
7	2	32						
8	2	32						
State ID								

Ch 3,4,5 and ~~en~~ 6 probably saturated i.e. and-hanced ~~gosh~~ ghosts

Step 16-3 c

Stimuli Settings for Existing Blocks in Measurement

Block No	Stimuli Setup ID	PPC [deg]	Polarizer [deg]	Shutter open/close	Acquisition time [s]	Lambda [nm] Start	Stop	Step	Repetition Factor	Message	OS Setup time [s]
1	1	0	128,5	close	1	550	550	0	5	DU1	50
2	1	0	128,5	open	1	550	550	0	1	M4u	8
3	1	0	128,5	open	1	560	610	10	1	M4u	3
4	1	0	128,5	open	1	625	790	15	1	M4u	3
5	1	0	128,5	open	1	805	1025	20	1	M4u	3
6	1	0	128,5	open	1	1095	1655	70	1	M4u	3
7	1	0	128,5	open	1	1725	1750	25	1	M4u	3
8	1	0	128,5	close	1	1750	1750	0	5	DU2	8

Measurement Data Description

Test Purpose	UID27
Remark	
Data Directory	0247_05.07.12_STRAY_VIS_IR

Signatures

	Date	Signature
Issued	4-9-98	M. Stopp
< Performed	4.9.98	[illegible]

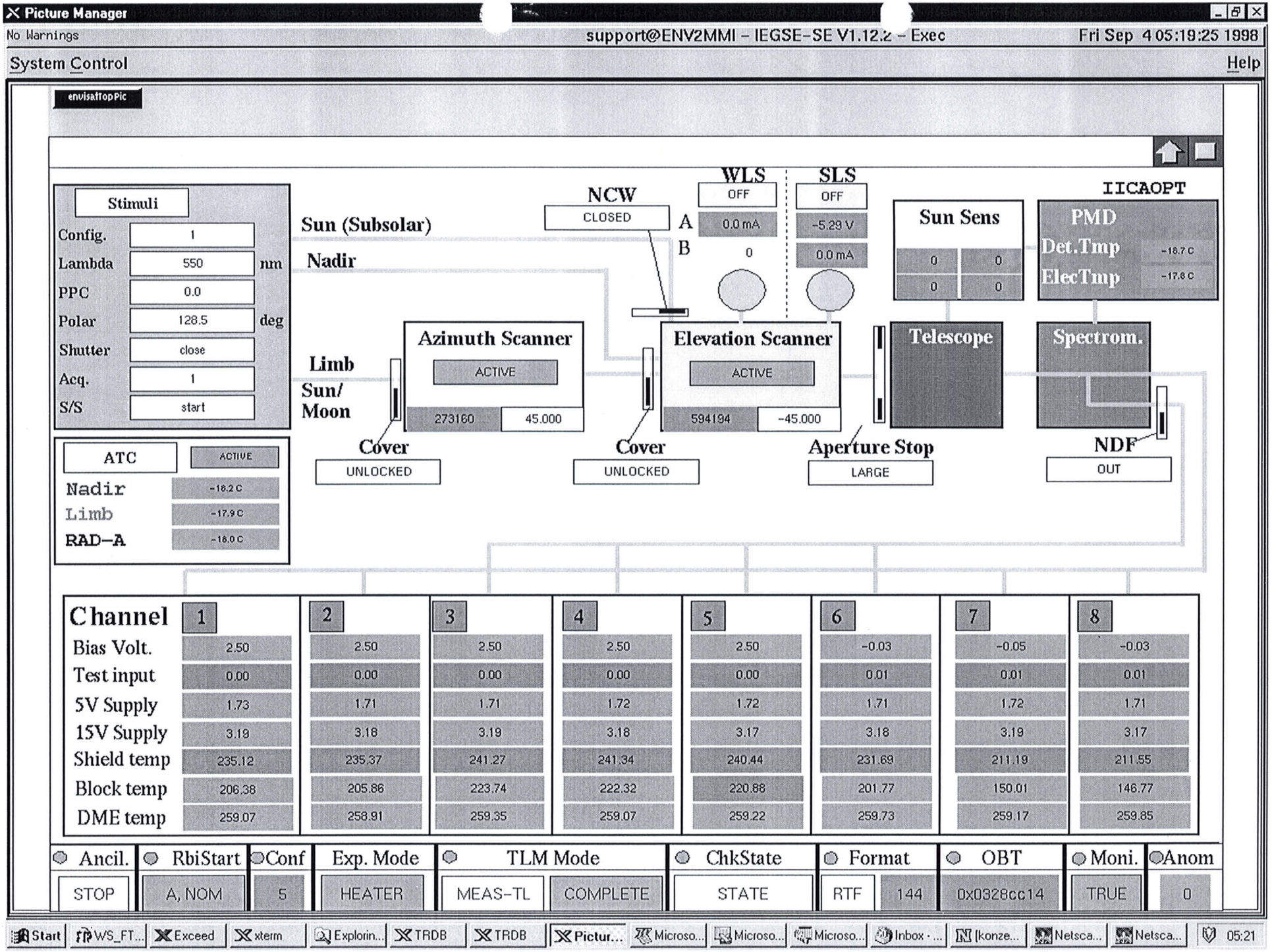
Picture Manager
No Warnings
support@ENV2MMI - IEGSE-SE V1.12.2 - Exec
Fri Sep 4 05:19:25 1998
System Control
Help
envisatTopPic
Stimuli
Config. 1
Lambda 550 nm
PPC 0.0
Polar 128.5 deg
Shutter close
Acq. 1
S/S start
Sun (Subsolar)
Nadir
Limb
Sun/
Moon
NCW
CLOSED
WLS
OFF
A 0.0 mA
B 0
SLS
OFF
-5.29 V
0.0 mA
Sun Sens
0 0
0 0
IICAOPT
PMD
Det.Tmp -18.7 C
ElecTmp -17.8 C
Azimuth Scanner
ACTIVE
273160 45.000
Elevation Scanner
ACTIVE
594194 -45.000
Telescope
Spectrom.
Cover
UNLOCKED
Cover
UNLOCKED
Aperture Stop
LARGE
NDF
OUT
ATC ACTIVE
Nadir -18.2 C
Limb -17.9 C
RAD-A -18.0 C
Channel 1 2 3 4 5 6 7 8
Bias Volt. 2.50 2.50 2.50 2.50 2.50 -0.03 -0.05 -0.03
Test input 0.00 0.00 0.00 0.00 0.00 0.01 0.01 0.01
5V Supply 1.73 1.71 1.71 1.72 1.72 1.71 1.72 1.71
15V Supply 3.19 3.18 3.19 3.18 3.17 3.18 3.19 3.17
Shield temp 235.12 235.37 241.27 241.34 240.44 231.69 211.19 211.55
Block temp 206.38 205.86 223.74 222.32 220.88 201.77 150.01 146.77
DME temp 259.07 258.91 259.35 259.07 259.22 259.73 259.17 259.85
Ancil. STOP
RbiStart A, NOM
Conf 5
Exp. Mode HEATER
TLM Mode MEAS-TL COMPLETE
ChkState STATE
Format RTF 144
OBT 0x0328cc14
Moni. TRUE
Anom 0
Start
WS_FT...
Exceed
xterm
Explorin...
TRDB
TRDB
Pictur...
Microso...
Microso...
Microso...
Inbox - ...
[konze...
Netsca...
Netsca...
05:21

STEP	ACTION	RESULT	MARKER
Intro	Your name: Date:	Wendell Lynch 04-09-98	
	What's the name of the (main) data input files generated by the EGSE? (*.dat)	scia-04091998-05213740.dat ~~scia-04091998-07073057.dat~~	(A) see course descr.
	Setup a three-window configuration on your SUN.		
Cnstr directory	cd ~/DATA-DIR/STRAY-VisIR-I/ ; ls -l highest number in directory? New directory: mkdir <B+1> ls -l What's now the highest number in directory? <C> should be <B> + 1	2 3 Y / N	Note: In window DATA-DIR (B) (C)
	directory name is:	~/DATA-DIR/STRAY-VisIR-I/<C>	(DIR-NAME)
Copy data	See Analysis sheet: Transfer Data File	Y / N	In DATA-DIR window
Cnstr EGSE_LTF	cal_raw2ltf . (Error messages are not necessarily fatal; check with SOLAN --in solan window-- whether output file is okay: there should be a signal present, and dremark1 labels should be filled) ls -l *.egse_ltf What's the name of the egse_ltf file <D> should be <A>.egse_ltf	scia-04091998-05213740.dat_IP Y / N	Note: In window DATA-DIR; ***don't forget the dot !!!;*** *May take more than 15 mins.* (D)
Cnstr CAL files	idl run_fastaverscia (and select file <D> when asked)		Note: In window IDL
Check CAL files	Dark files: ls -l *du*.cal		In DATA-DIR Window
	size:	145.998	should be approx 150Kb
	Monochromator ouput:		

`ls -l *mu<lambda>*.avg.cal` (where lambda is a wavelength indicator)

should be approx 150Kb

size: 145.998

lambda ranges from: 550

to: 750

Note: all files should be present, if not:

(a) Check file <D> using SOLAN and check whether `dremark1` labels are present.
(b) Check if enough disk space is available (Unix command `df k | more`).

Print postscript

Pick a `*.m*<lambda>.avg.cal` file.
`lpr -P<printer> *.avg.cal.ps`
Contents dark file `*du.avg.cal.ps` should be approx. constant within channels: Y / N
Contents of a file *mu<lambda>.avg.cal.ps should contain a peak signal in corresponding channel (cannot be seen in channels 7 and 8): Y / N
Contents of *mu<lambda>.rel_std.cal.ps files should be smaller than 0.01 (pixel 300 -- 800) for all channels. Y / N
If not, value is: _____

Add postscript images to logbook, done Y / N

Print logfiles

`lpr -P<printer> *.log`
Add logfiles to logbook, done Y / N

too many log files

Back up

Create 3 sets of backup CDs of directory <DIR-NAME> (One CD has a capacity of 600 Mbytes, the UNIX command `/usr/bin/du -k .` gives the number of kilo bytes in the current directory).

See analysis sheet BackUp

Name of backup CDs _____

Sign:
Name _____
Date and time _____
Signature _____

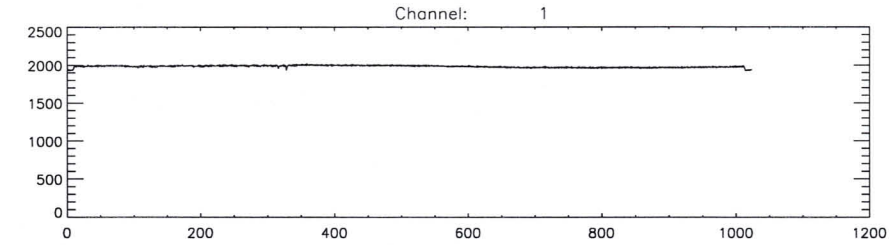
Channel: 1
2500
2000
1500
1000
500
0
0
200
400
600
800
1000
1200

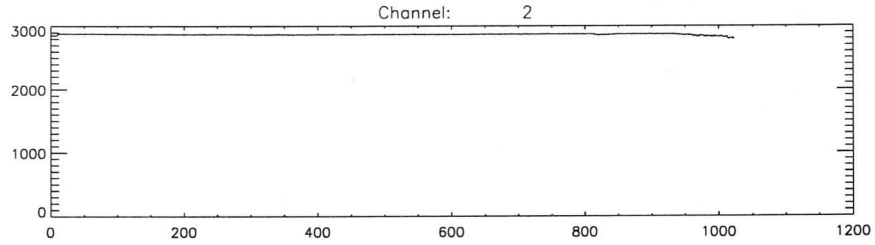
Channel: 2
3000
2000
1000
0
0
200
400
600
800
1000
1200

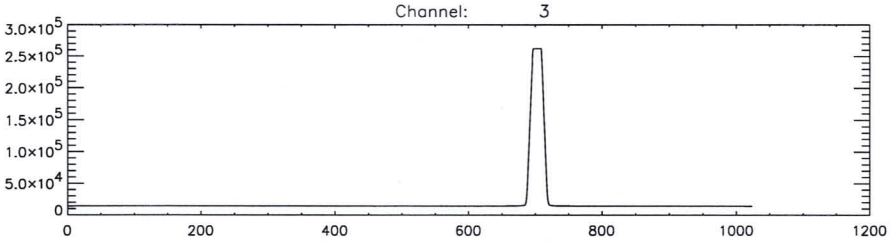
Channel: 3
3.0x10^5
2.5x10^5
2.0x10^5
1.5x10^5
1.0x10^5
5.0x10^4
0
0
200
400
600
800
1000
1200

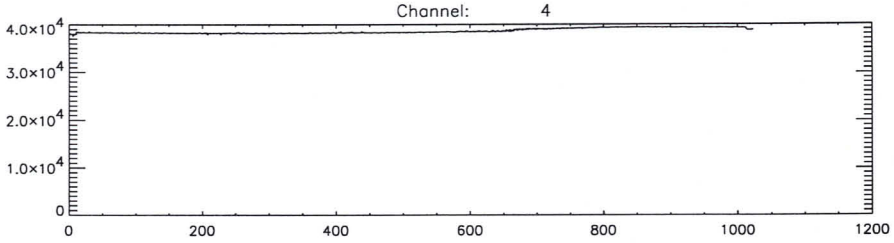
Channel: 4
4.0x10^4
3.0x10^4
2.0x10^4
1.0x10^4
0
0
200
400
600
800
1000
1200

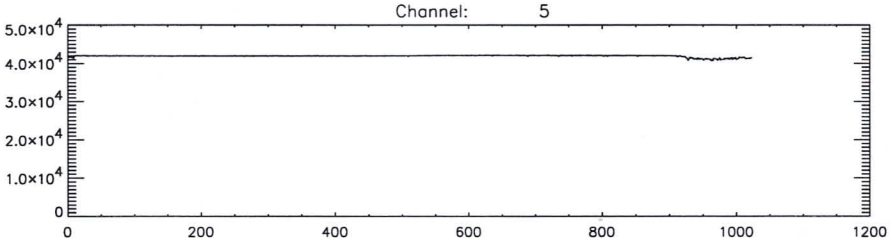
Channel: 5
5.0x10^4
4.0x10^4
3.0x10^4
2.0x10^4
1.0x10^4
0
0
200
400
600
800
1000
1200

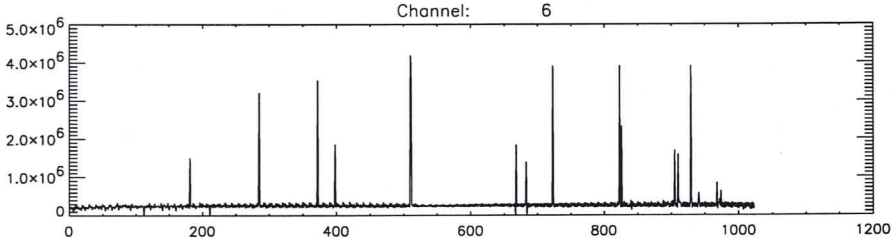
Channel: 6
5.0x10^6
4.0x10^6
3.0x10^6
2.0x10^6
1.0x10^6
0
0
200
400
600
800
1000
1200

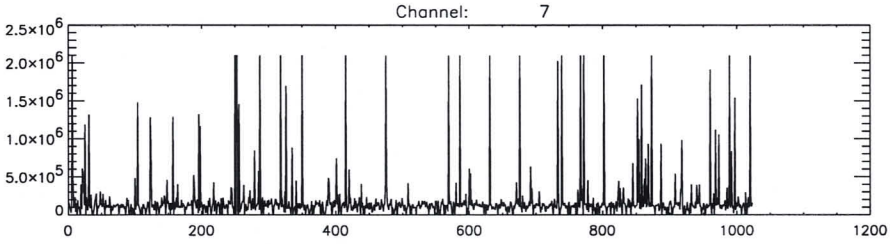
Channel: 7
2.5x10^6
2.0x10^6
1.5x10^6
1.0x10^6
5.0x10^5
0
0
200
400
600
800
1000
1200

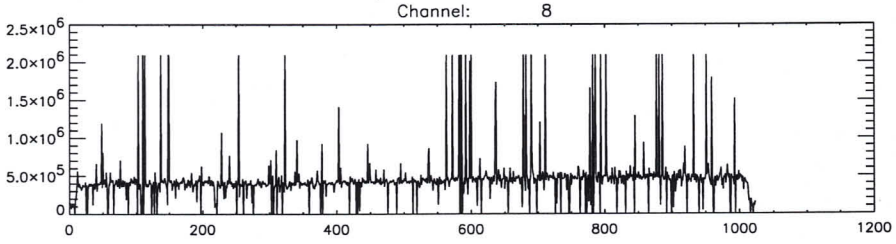
Channel: 8
2.5x10^6
2.0x10^6
1.5x10^6
1.0x10^6
5.0x10^5
0
0
200
400
600
800
1000
1200

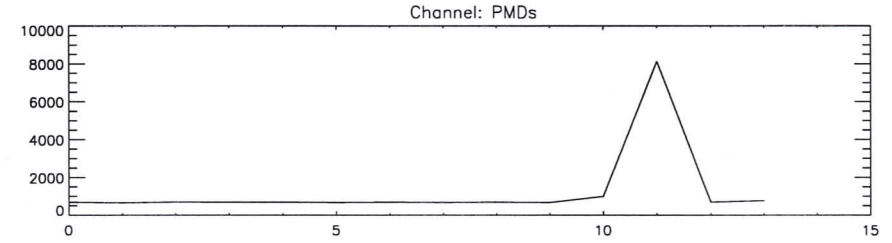
Channel: PMDs
10000
8000
6000
4000
2000
0
0
5
10
15

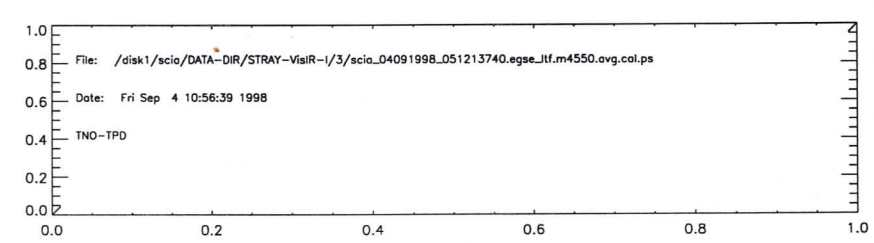
File: /disk1/scia/DATA-DIR/STRAY-VisIR-I/3/scia_04091998_051213740.egse_itf.m4550.avg.cal.ps
Date: Fri Sep 4 10:56:39 1998
TNO-TPD
1.0
0.8
0.6
0.4
0.2
0.0
0.0
0.2
0.4
0.6
0.8
1.0

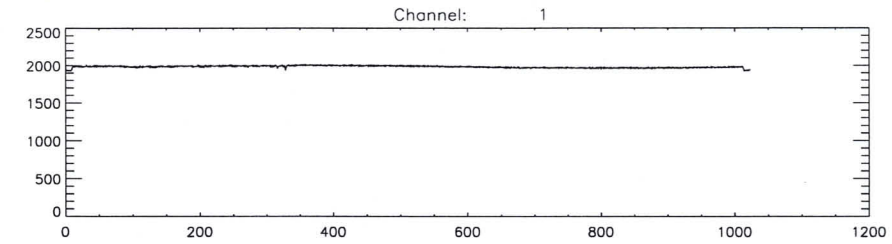
Channel: 1
2500
2000
1500
1000
500
0
0
200
400
600
800
1000
1200

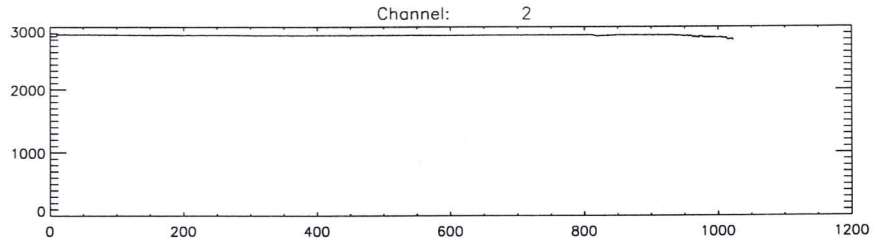
Channel: 2
3000
2000
1000
0
0
200
400
600
800
1000
1200

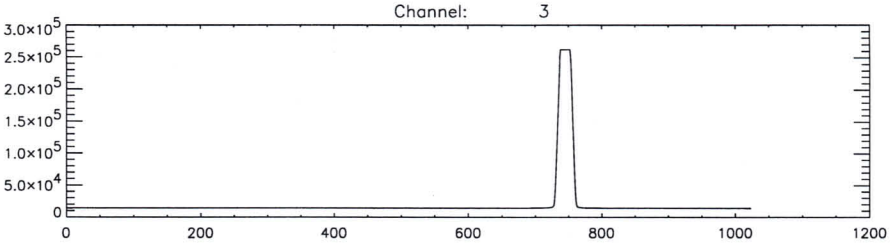
Channel: 3
3.0x10^5
2.5x10^5
2.0x10^5
1.5x10^5
1.0x10^5
5.0x10^4
0
0
200
400
600
800
1000
1200

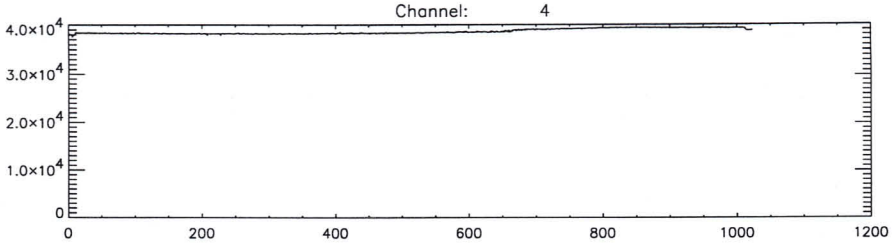
Channel: 4
4.0x10^4
3.0x10^4
2.0x10^4
1.0x10^4
0
0
200
400
600
800
1000
1200

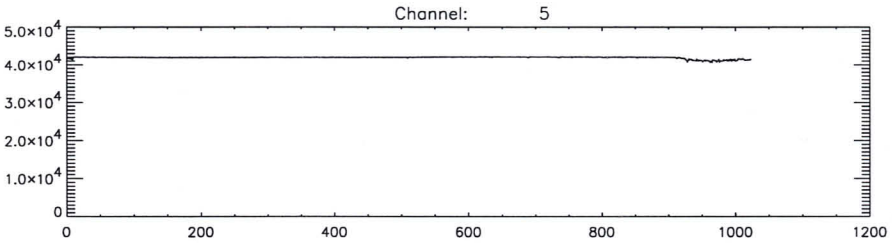
Channel: 5
5.0x10^4
4.0x10^4
3.0x10^4
2.0x10^4
1.0x10^4
0
0
200
400
600
800
1000
1200

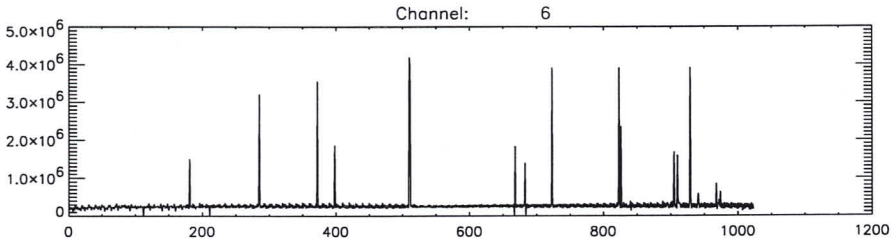
Channel: 6
5.0x10^6
4.0x10^6
3.0x10^6
2.0x10^6
1.0x10^6
0
0
200
400
600
800
1000
1200

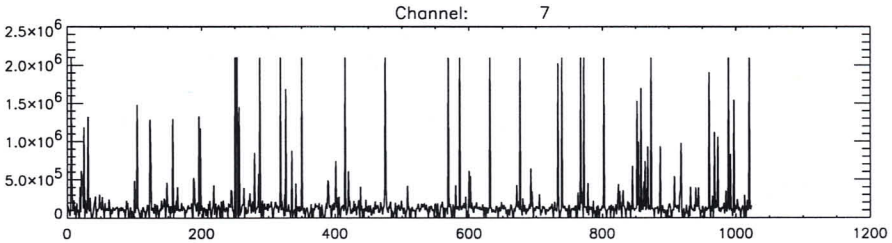
Channel: 7
2.5x10^6
2.0x10^6
1.5x10^6
1.0x10^6
5.0x10^5
0
0
200
400
600
800
1000
1200

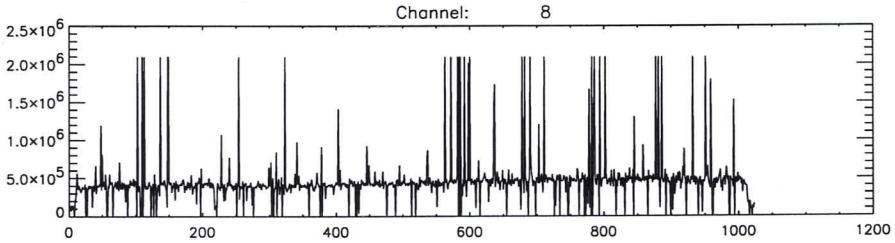
Channel: 8
2.5x10^6
2.0x10^6
1.5x10^6
1.0x10^6
5.0x10^5
0
0
200
400
600
800
1000
1200

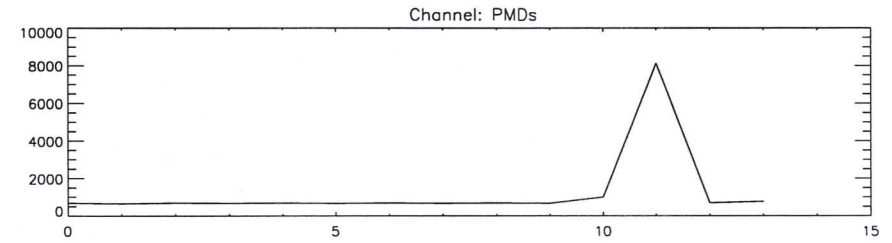
Channel: PMDs
10000
8000
6000
4000
2000
0
0
5
10
15

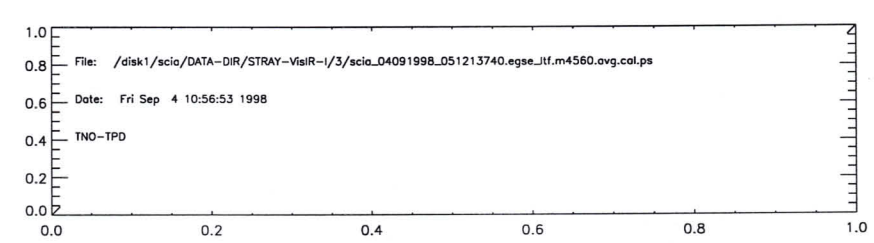
File: /disk1/scia/DATA-DIR/STRAY-VisIR-I/3/scia_04091998_051213740.egse_itf.m4560.avg.cal.ps
Date: Fri Sep 4 10:56:53 1998
TNO-TPD
1.0
0.8
0.6
0.4
0.2
0.0
0.0
0.2
0.4
0.6
0.8
1.0

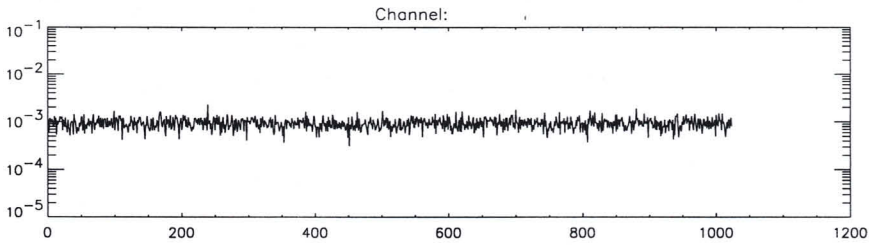
Channel:

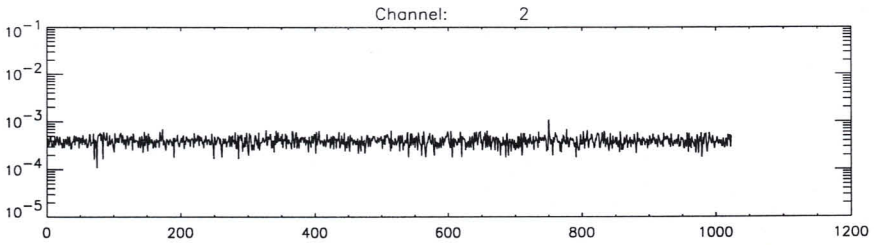
Channel: 2

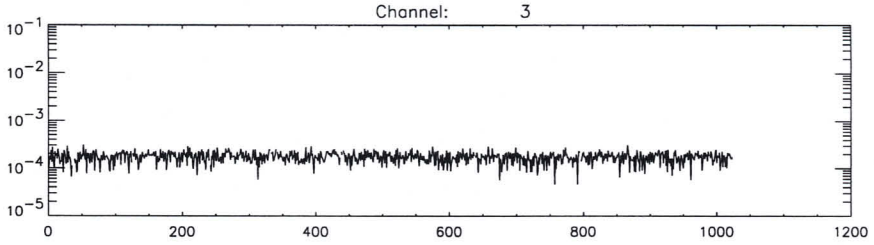
Channel: 3

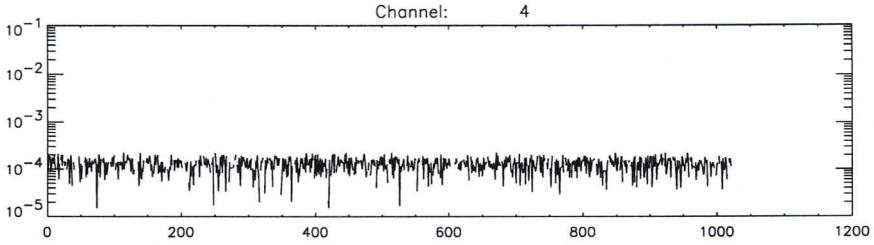
Channel: 4

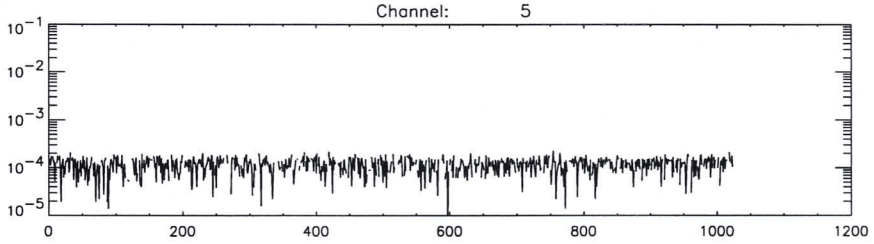
Channel: 5

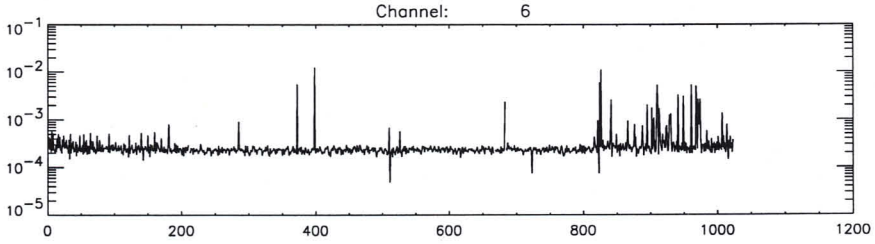
Channel: 6

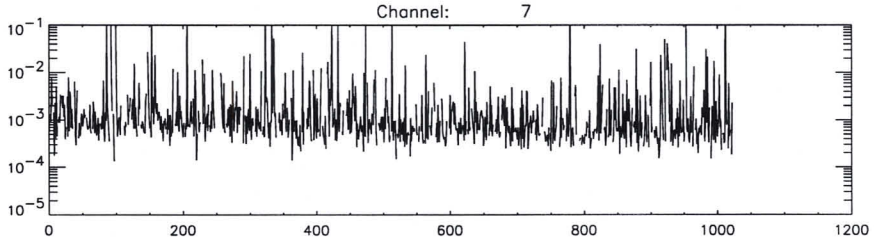
Channel: 7

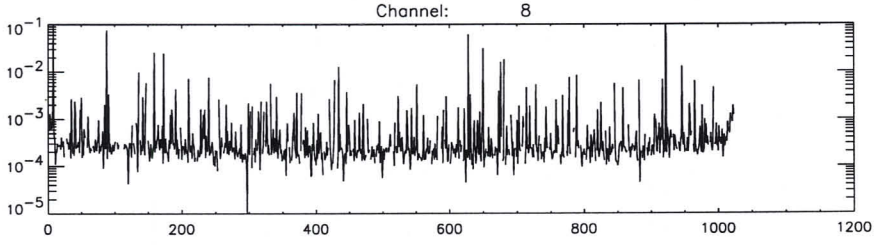
Channel: 8

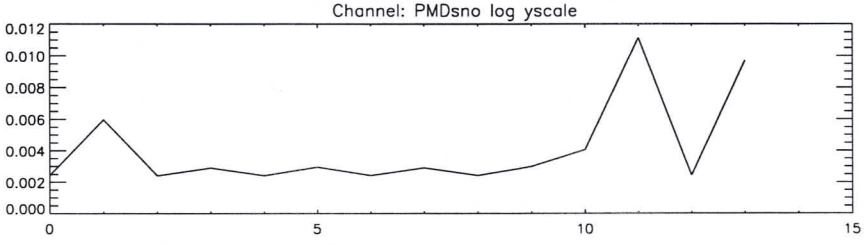
Channel: PMDsno log yscale

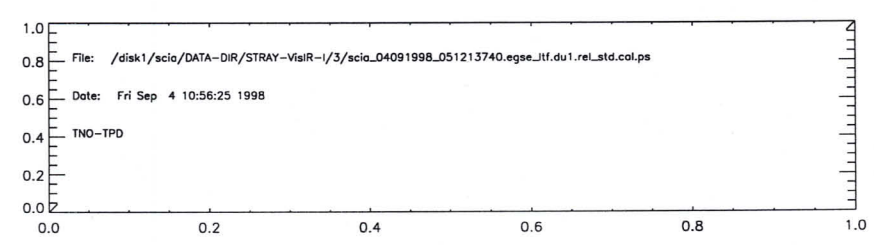
File: /disk1/scia/DATA-DIR/STRAY-VisIR-I/3/scia_04091998_051213740.egse_ltf.du1.rel_std.col.ps
Date: Fri Sep 4 10:56:25 1998
TNO-TPD

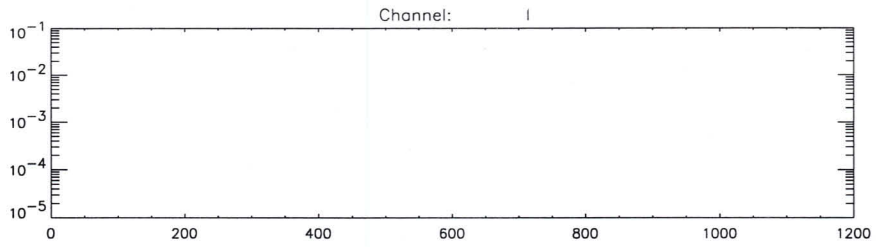
Channel: 1
10^{-1}
10^{-2}
10^{-3}
10^{-4}
10^{-5}
0
200
400
600
800
1000
1200

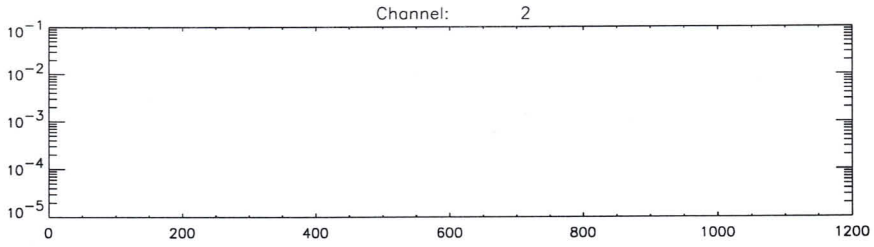
Channel: 2
10^{-1}
10^{-2}
10^{-3}
10^{-4}
10^{-5}
0
200
400
600
800
1000
1200

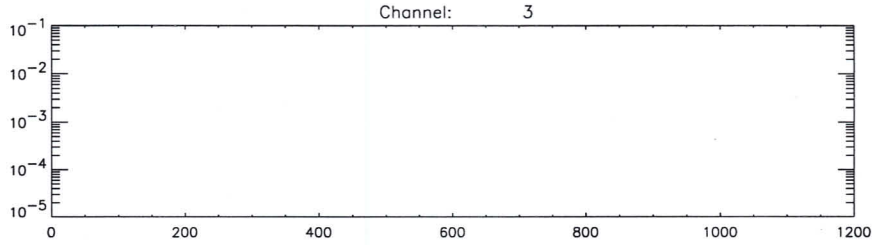
Channel: 3
10^{-1}
10^{-2}
10^{-3}
10^{-4}
10^{-5}
0
200
400
600
800
1000
1200

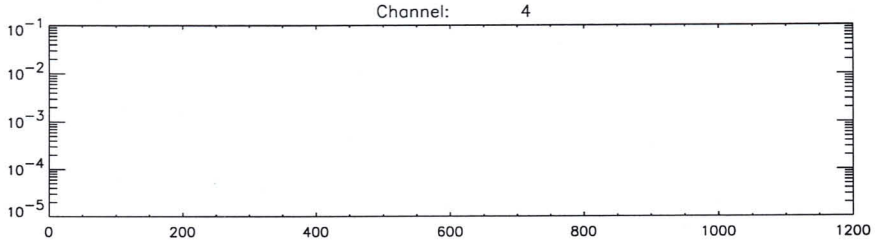
Channel: 4
10^{-1}
10^{-2}
10^{-3}
10^{-4}
10^{-5}
0
200
400
600
800
1000
1200

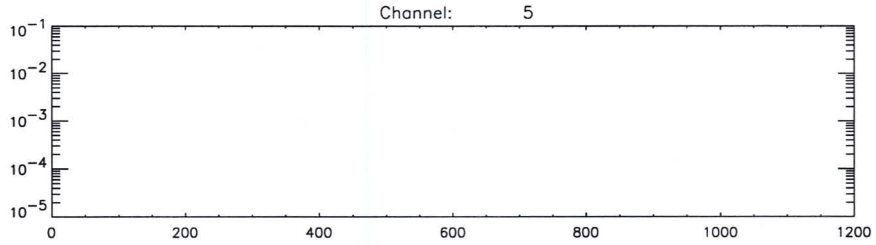
Channel: 5
10^{-1}
10^{-2}
10^{-3}
10^{-4}
10^{-5}
0
200
400
600
800
1000
1200

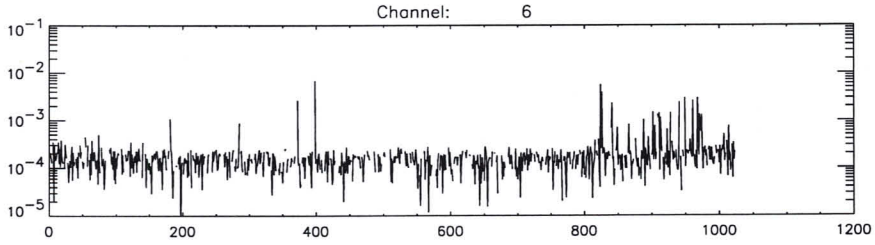
Channel: 6
10^{-1}
10^{-2}
10^{-3}
10^{-4}
10^{-5}
0
200
400
600
800
1000
1200

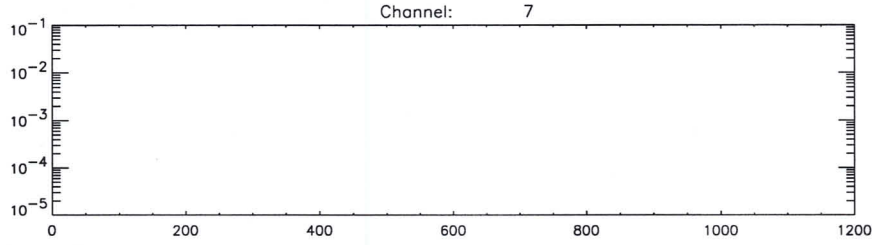
Channel: 7
10^{-1}
10^{-2}
10^{-3}
10^{-4}
10^{-5}
0
200
400
600
800
1000
1200

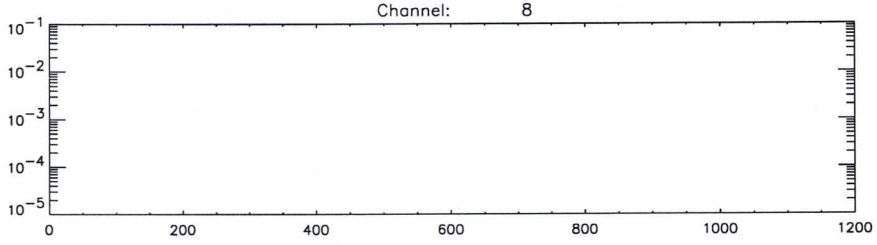
Channel: 8
10^{-1}
10^{-2}
10^{-3}
10^{-4}
10^{-5}
0
200
400
600
800
1000
1200

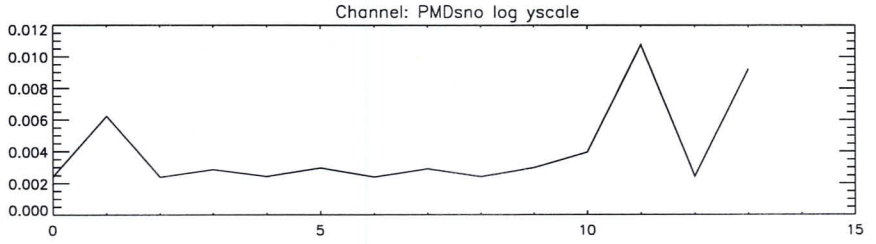
Channel: PMDsno log yscale
0.012
0.010
0.008
0.006
0.004
0.002
0.000
0
5
10
15

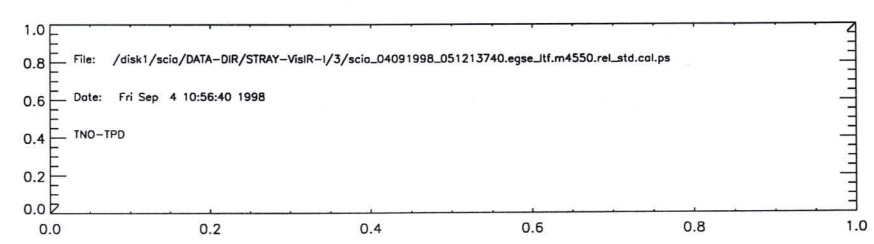
File: /disk1/scia/DATA-DIR/STRAY-VisIR-1/3/scia_04091998_051213740.egse_ltf.m4550.rel_std.cal.ps
Date: Fri Sep 4 10:56:40 1998
TNO-TPD
1.0
0.8
0.6
0.4
0.2
0.0
0.0
0.2
0.4
0.6
0.8
1.0

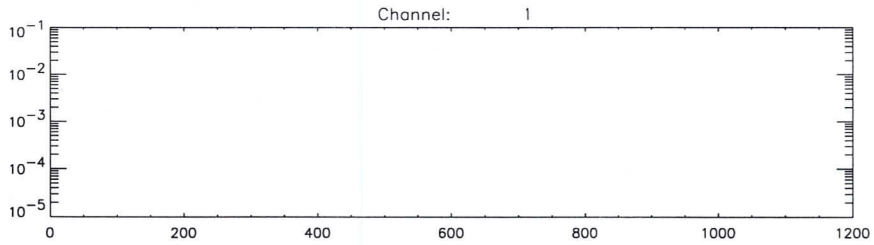
Channel: 1
10^{-1}
10^{-2}
10^{-3}
10^{-4}
10^{-5}
0
200
400
600
800
1000
1200

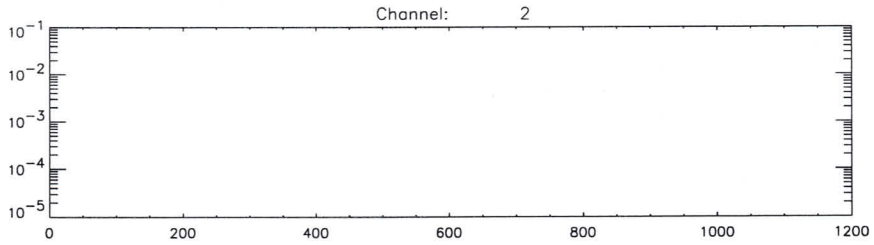
Channel: 2
10^{-1}
10^{-2}
10^{-3}
10^{-4}
10^{-5}
0
200
400
600
800
1000
1200

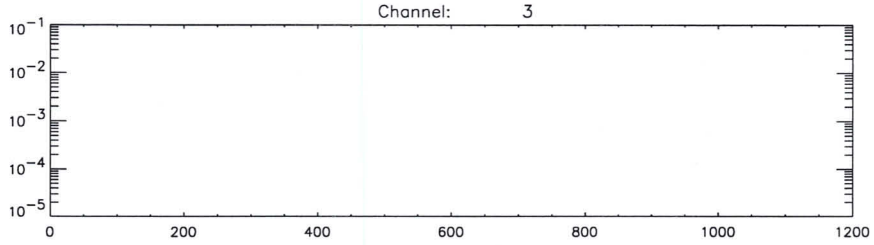
Channel: 3
10^{-1}
10^{-2}
10^{-3}
10^{-4}
10^{-5}
0
200
400
600
800
1000
1200

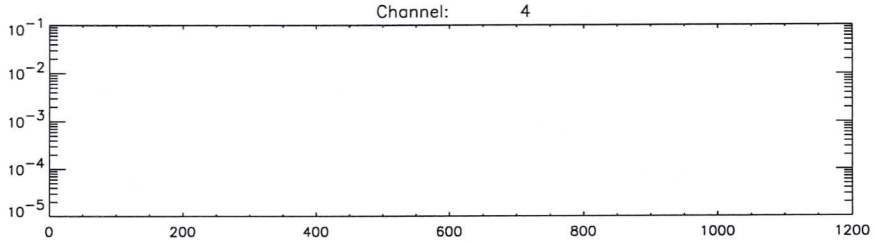
Channel: 4
10^{-1}
10^{-2}
10^{-3}
10^{-4}
10^{-5}
0
200
400
600
800
1000
1200

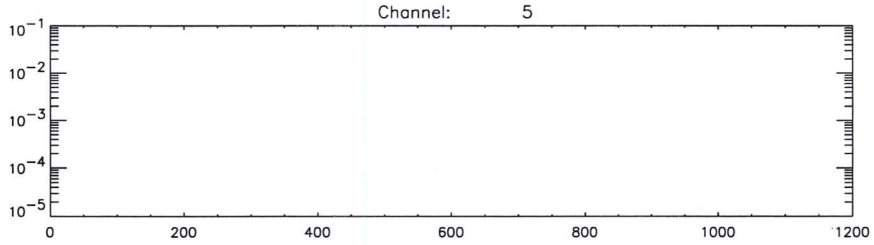
Channel: 5
10^{-1}
10^{-2}
10^{-3}
10^{-4}
10^{-5}
0
200
400
600
800
1000
1200

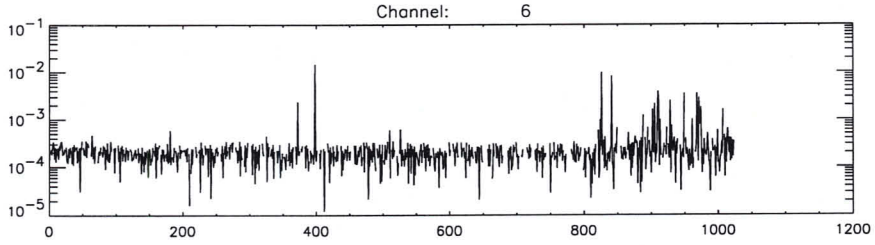
Channel: 6
10^{-1}
10^{-2}
10^{-3}
10^{-4}
10^{-5}
0
200
400
600
800
1000
1200

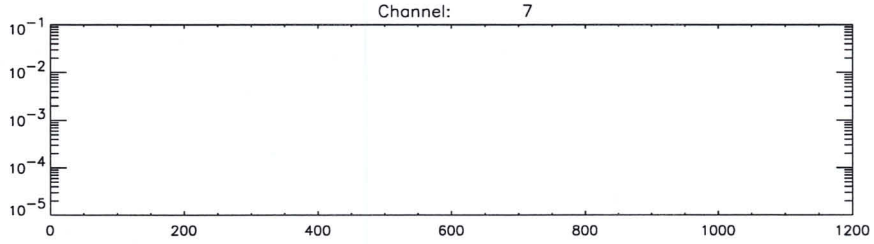
Channel: 7
10^{-1}
10^{-2}
10^{-3}
10^{-4}
10^{-5}
0
200
400
600
800
1000
1200

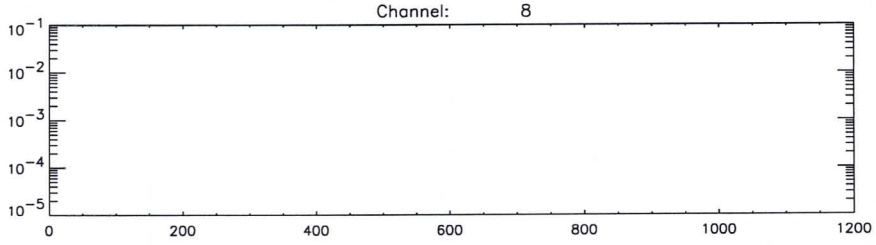
Channel: 8
10^{-1}
10^{-2}
10^{-3}
10^{-4}
10^{-5}
0
200
400
600
800
1000
1200

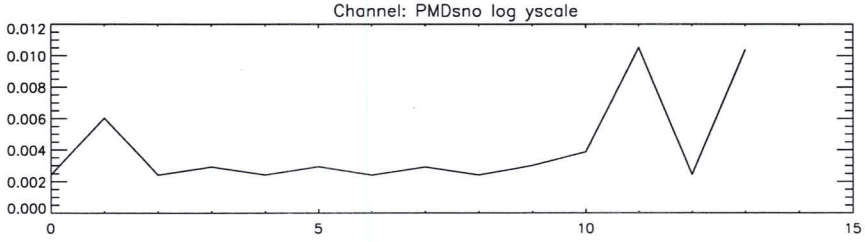
Channel: PMDsno log yscale
0.012
0.010
0.008
0.006
0.004
0.002
0.000
0
5
10
15

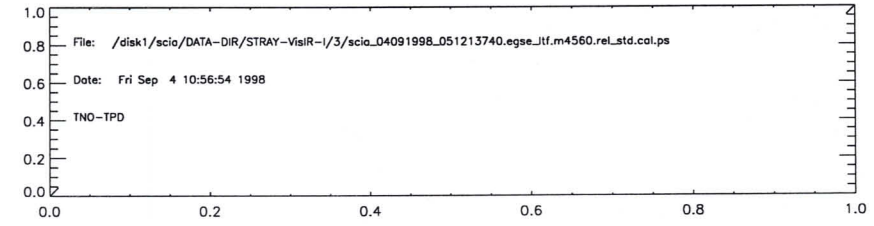
File: /disk1/scia/DATA-DIR/STRAY-VisIR-1/3/scia_04091998_051213740.egse_itf.m4560.rel_std.cal.ps
Date: Fri Sep 4 10:56:54 1998
TNO-TPD
1.0
0.8
0.6
0.4
0.2
0.0
0.0
0.2
0.4
0.6
0.8
1.0

Formal Run of Measurement

(Measurement ID) Stray-UV-VIS

Request for Actual Status		(cross out entries that are **not** requested.)
Request for Modification	X	(fill in only entries to be modified)
Request for Run	X	(no entries = run based on actual default settings)

Scanner Positions

Azimuth	+45	deg
Elevation	-45	deg

Timeline for each Data Acquisition Period during Measurement

	1	2	3	4	5	6	7	8	9	10
State ID	47									
Repetitions	1									

State Parameters for States used in Timeline (State ID must be given)

Channel	PET [s] or H#	Co-Adding	PET [s] or H#	Co-Adding	PET [s] or H#	Co-Adding	PET [s] or H#	Co-Adding
1a	64	1						
1b	64	1						
2b	64	1						
2a	64	1						
3	4	16						
4	2	32						
5	64	1						
6	16	4						
7	2	32						
8	2	32						
State ID								

Test run with small slits 0.4/0.4/0.74 .

(*) checking PET's

(*) PET increased from 4 to 16 .

Stimuli Settings for Existing Blocks in Measurement

Block No	Stimuli Setup ID	PPC [deg]	Polarizer [deg]	Shutter open/close	Acquisition Time [s]	Lambda [nm] Start	Stop	Step	Repetition Factor	Message	OS Setup Time [s]
1	1	0	128.5	close	1	400	400	0	1	DU1	50
2	1	0	128.5	open	1	400	400	0	1	M4A	8
3	1	0	128.5	open	1	400	610	21	1	M4A	3
4	1	0	128.5	close	1	400	400	0	1	DU2	50
5	1	0	128.5	open	1	400	610	21	1	M4A	8
6	1	0	128.5	close	1	400	400	0	1	DU3	50
7	1	0	128.5	open	1	400	610	21	1	M4A	8
8	1	0	128.5	close	1	610	610	0	1	DU4	8

Measurement Data Description

Test Purpose	check PET
Remark	
Data Directory	0247_10.42.46_STRAY_UV_VIS

Signatures

	Date	Signature
Issued	4-9	
Performed	9.9.	

LOG SHEET SCHIAMACHY CALIBRATION

Date/Time	Description of action	Measurement directory
4-9	**VERVOLG STRAYLIGHT**	
Meting 1) ✓	channel 3 small slits: 0.4 / 0.4 / 0.74 UV-1 STRAY ~~UV-II~~ /8	
	adapt STRAY-UV-VIS	
	optimize for ~~24~~ hours channel 3	
Meting 2)	dark current time series	
	adapt STRAY-UV-VIS	
✓	optimize for e.g. 100 msm ⇒ mono scan 300 → 400 step 1 shutter closed, DUN	⇒ each 5min a new remark label
	optimize for ~~6-8~~ 9 hours ; PET's as with straylight non-used channels	
Meting 3a) ✓	channel 1/2 no diffuser ; slit 2/2/4	
	check if there is increased light intensity ? otherwise + UV diffuser,	
	optimeze PET's for channel 1/2	
Meting 3b) ✓	adapt STRAY-UV-VIS	
	channel 4 , 5 hours, wl = 250, 270, 290	
	with STRAY-UV-VIS ⇒ closed/open/closed/open/closed ..... all with block REP= ..... ↑ such that total time = 5 hours	
Meting 3c	adapt STRAY-UV-VIS	
	channel 2 , 5 hours wl = 320, 350, 380	

Formal Run of Measurement

(Measurement ID) Stray-UV-Vis

Request for Actual Status		(cross out entries that are **not** requested.)
Request for Modification	X	(fill in only entries to be modified)
Request for Run	X	(no entries = run based on actual default settings)

Scanner Positions

Azimuth	+45	deg
Elevation	-45	deg

Timeline for each Data Acquisition Period during Measurement

	1	2	3	4	5	6	7	8	9	10
State ID	47									
Repetitions	4									

State Parameters for States used in Timeline (State ID must be given)

Channel	PET [s] or H#	Co-Adding	PET [s] or H#	Co-Adding	PET [s] or H#	Co-Adding	PET [s] or H#	Co-Adding
1a	64	1						
1b	64	1						
2b	64	1						
2a	64	1						
3	16	4						
4	2	32						
5	64	1						
6	16	4						
7	2	32						
8	2	32						
State ID								

Step 16-7

Channel 3 only

SMall Mono slits

0,4/0,4/0,74

Stimuli Settings for Existing Blocks in Measurement

Block No	Stimuli Setup ID	PPC [deg]	Polarizer [deg]	Shutter open/close	Acquisition time [s]	Lambda [nm] Start	Stop	Step	Repetition Factor	Message	OS Setup time [s]
1	1	0	128.5	close	1	400	400	0	5	DU1	50
2	1	0	128.5	open	1	400	400	0	1	HUV	8
3	1	0	128.5	open	1	400	610	21	1	HUV	3
4	1	0	128.5	close	1	400	400	0	5	DU2	50
5	1	0	128.5	open	1	400	610	21	1	HUV	8
6	1	0	128.5	close	1	400	400	0	5	DU3	50
7	1	0	128.5	open	1	400	610	21	1	HUV	8
8	1	0	128.5	close	1	610	610	0	5	DU4	8

Measurement Data Description

Test Purpose	UID 26
Remark	
Data Directory	0247-1229.80-

Signatures

	Date	Signature
Issued	4-9	M Stapp
< Performed	4/9/98	L. Fuhles

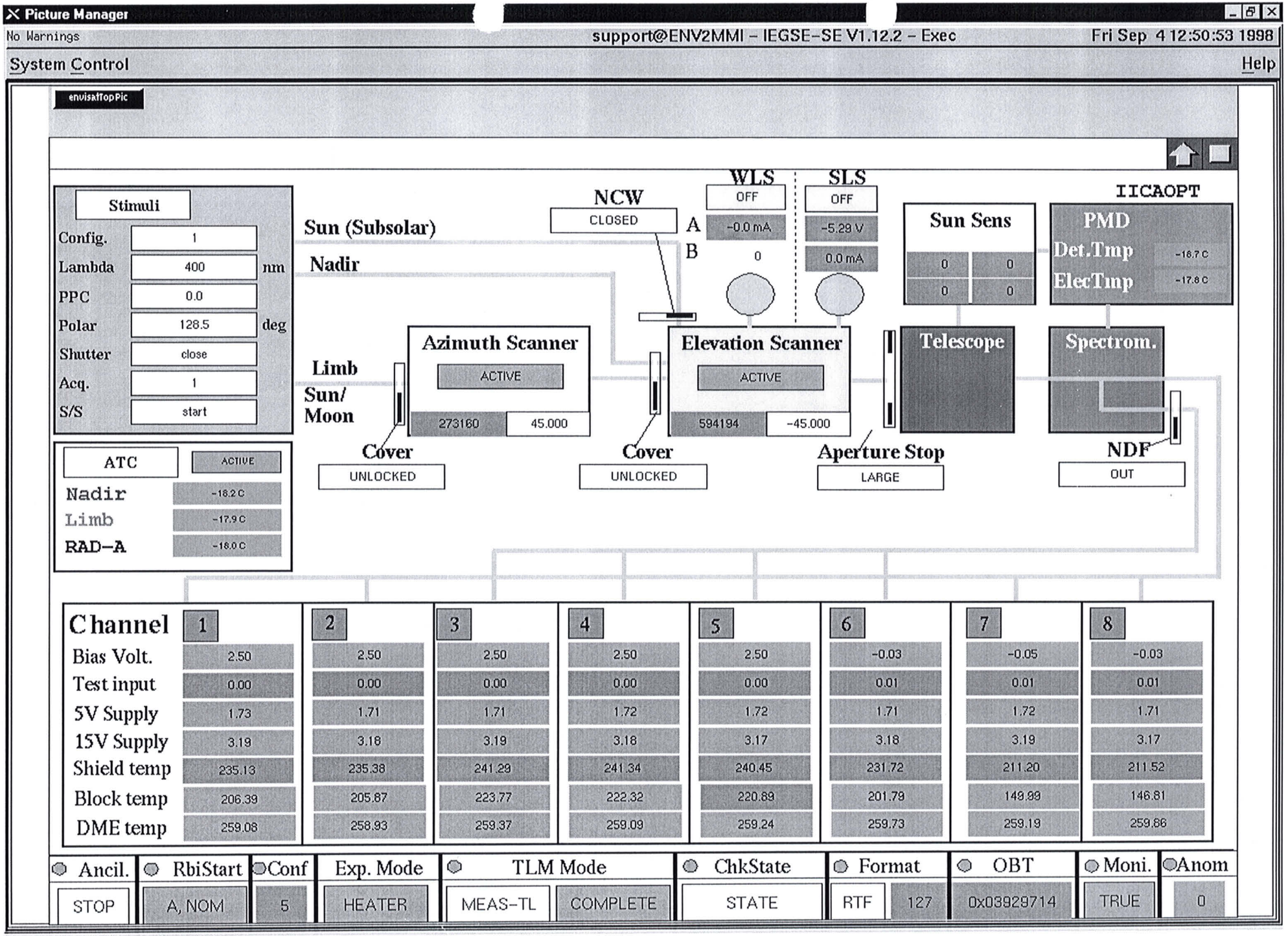
Picture Manager
No Warnings
support@ENV2MMI - IEGSE-SE V1.12.2 - Exec
Fri Sep 4 12:50:53 1998
System Control
Help
envisatTopPic
Stimuli
Config. 1
Lambda 400 nm
PPC 0.0
Polar 128.5 deg
Shutter close
Acq. 1
S/S start
ATC ACTIVE
Nadir -18.2 C
Limb -17.9 C
RAD-A -18.0 C
Sun (Subsolar)
Nadir
Limb
Sun/
Moon
NCW
CLOSED
WLS
OFF
A -0.0 mA
B 0
SLS
OFF
-5.29 V
0.0 mA
Sun Sens
0 0
0 0
IICAOPT
PMD
Det.Tmp -16.7 C
ElecTmp -17.8 C
Azimuth Scanner
ACTIVE
273160 45.000
Elevation Scanner
ACTIVE
594194 -45.000
Telescope
Spectrom.
Cover
UNLOCKED
Cover
UNLOCKED
Aperture Stop
LARGE
NDF
OUT
Channel 1 2 3 4 5 6 7 8
Bias Volt. 2.50 2.50 2.50 2.50 2.50 -0.03 -0.05 -0.03
Test input 0.00 0.00 0.00 0.00 0.00 0.01 0.01 0.01
5V Supply 1.73 1.71 1.71 1.72 1.72 1.71 1.72 1.71
15V Supply 3.19 3.18 3.19 3.18 3.17 3.18 3.19 3.17
Shield temp 235.13 235.38 241.29 241.34 240.45 231.72 211.20 211.52
Block temp 206.39 205.87 223.77 222.32 220.89 201.79 149.99 146.81
DME temp 259.08 258.93 259.37 259.09 259.24 259.73 259.19 259.86
Ancil. STOP
RbiStart A, NOM
Conf 5
Exp. Mode HEATER
TLM Mode MEAS-TL COMPLETE
ChkState STATE
Format RTF 127
OBT 0x03929714
Moni. TRUE
Anom 0

STEP	ACTION	RESULT	MARKER
Intro	Your name: Date:	DF. Oude Lansink 5-9-'98	
	What's the name of the (main) data input files generated by the EGSE? (*.dat)	scia-040g1998-1234330816.DAT	(A)
	Setup a three-window configuration on your SUN.		see course descr.
Cnstr directory	`cd ~/DATA-DIR/STRAY-UV-I/ ;` `ls -l`		Note: In window DATA-DIR
	highest number in directory?	4	(B)
	New directory: `mkdir <B+1>` `ls -l`		
	What's now the highest number in directory?	5	(C)
	<C> should be <B> + 1	(Y) / N	
	directory name is:	~/DATA-DIR/STRAY-UV-I/<C>	(DIR-NAME)
Copy data	See Analysis sheet: Transfer Data File	(Y) / N	In DATA-DIR window
Cnstr EGSE_LTF	`cal_raw2ltf .` (Error messages are not necessarily fatal; check with SOLAN --in solan window-- whether output file is okay: there should be a signal present, and `dremark1` labels should be filled) `ls -l *.egse_ltf`		Note: In window DATA-DIR; ***don't forget the dot !!!;*** *May take more than 15 mins.*

What's the name of the egse_ltf file <A>.egse_ltf (D)

<D> should be <A>.egse_ltf Y / N ff

Cnstr CAL files

idl run_fastaverscia (and select file <D> when asked)

Note: In window IDL

Check CAL files

Dark files:

In DATA-DIR Window

ls -l *du*.cal

size: 146 Kb

should be approx 150Kb

Monochromator ouput:

ls -l *mu<lambda>*.avg.cal
(where lambda is a wavelength indicator)

size: 146 kb

should be approx 150Kb

lambda ranges from: 400
to: 610

Note: all files should be present, if not:

(a) Check file <D> using SOLAN and check whether dremark1 labels are present.

(b) Check if enough disk space is available (Unix command df -k | more).

Print postscript

Pick a `*.m*<lambda>.avg.cal` file.

```
lpr -P<printer> *.avg.cal.ps
```

Contents dark file `*du.avg.cal.ps` should be approx. constant within channels: (Y) / N

Contents of a file *mu<lambda>.avg.cal.ps should contain a peak signal in corresponding channel (cannot be seen in channels 7 and 8): (Y) / N

Contents of *mu<lambda>.rel_std.cal.ps files should be smaller than 0.01 (pixel 300 - - 800) for all channels. (Y) / N
If not, value is: _____

Add postscript images to logbook, done (Y) / N

Print logfiles

```
lpr -P<printer> *.log
```

Add logfiles to logbook, done (Y) / N

Back up	Create 3 sets of backup CDs of directory <DIR-NAME> (One CD has a capacity of 600 Mbytes, the UNIX command `/usr/bin/du -k .` gives the number of kilo bytes in the current directory). Name of backup CDs	_____	See analysis sheet BackUp

Sign:	Name	_____
	Date and time	_____
	Signature	_____

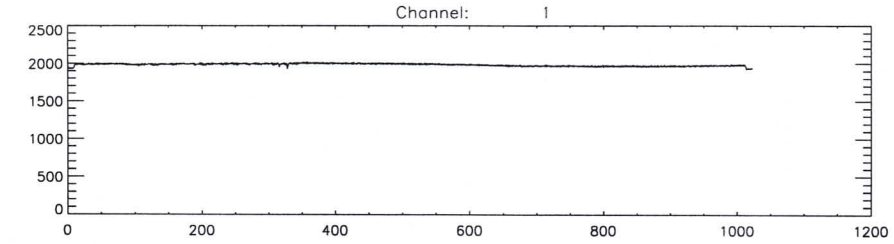
Channel: 1
2500
2000
1500
1000
500
0
0
200
400
600
800
1000
1200

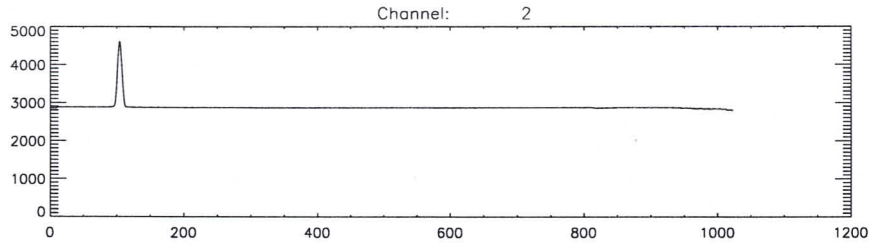
Channel: 2
5000
4000
3000
2000
1000
0
0
200
400
600
800
1000
1200

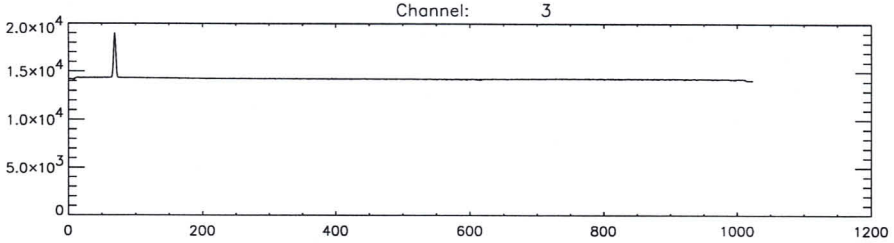
Channel: 3
2.0x10^4
1.5x10^4
1.0x10^4
5.0x10^3
0
0
200
400
600
800
1000
1200

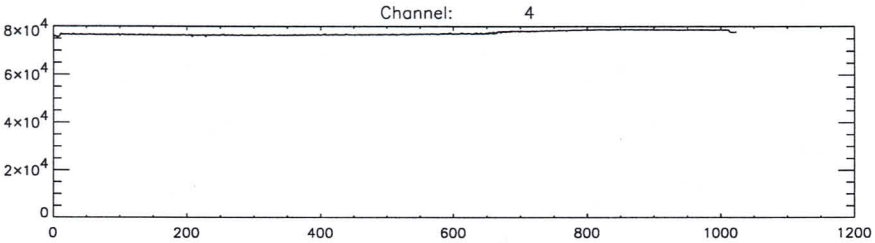
Channel: 4
8x10^4
6x10^4
4x10^4
2x10^4
0
0
200
400
600
800
1000
1200

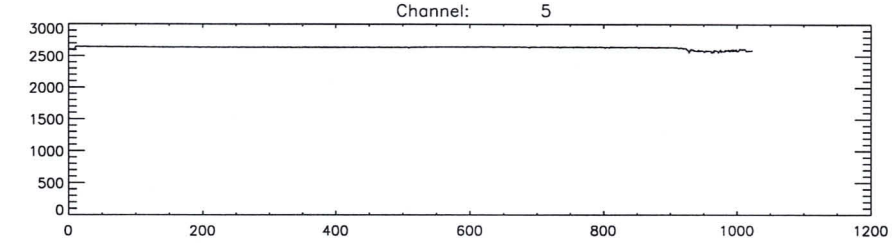
Channel: 5
3000
2500
2000
1500
1000
500
0
0
200
400
600
800
1000
1200

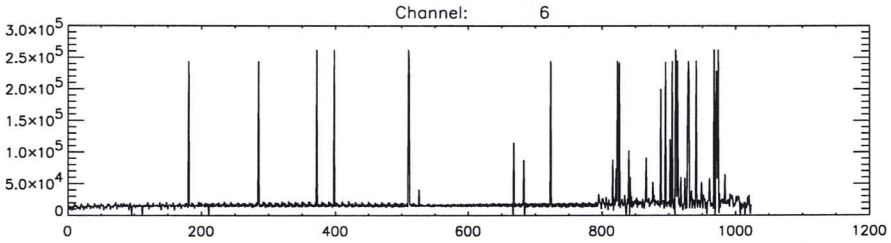
Channel: 6
3.0x10^5
2.5x10^5
2.0x10^5
1.5x10^5
1.0x10^5
5.0x10^4
0
0
200
400
600
800
1000
1200

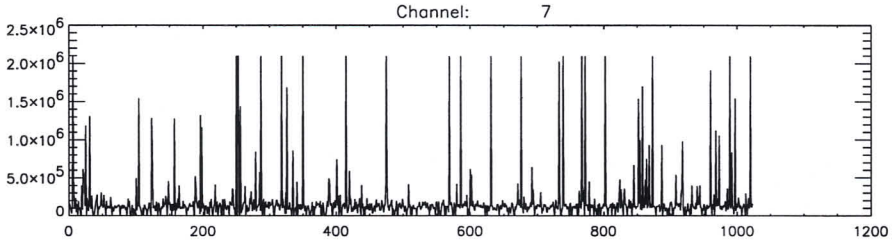
Channel: 7
2.5x10^6
2.0x10^6
1.5x10^6
1.0x10^6
5.0x10^5
0
0
200
400
600
800
1000
1200

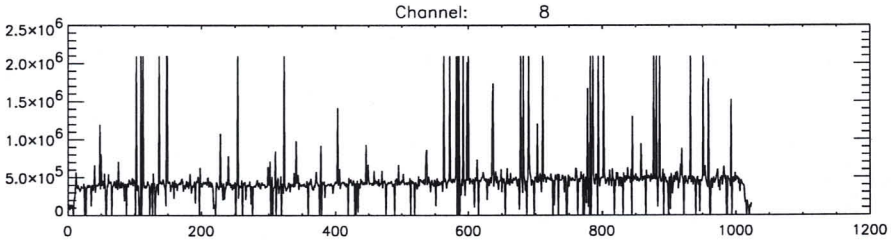
Channel: 8
2.5x10^6
2.0x10^6
1.5x10^6
1.0x10^6
5.0x10^5
0
0
200
400
600
800
1000
1200

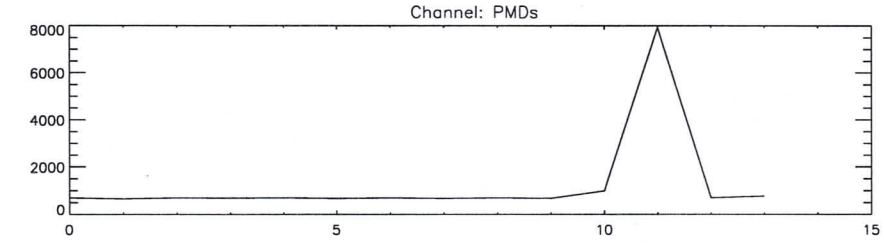
Channel: PMDs
8000
6000
4000
2000
0
0
5
10
15

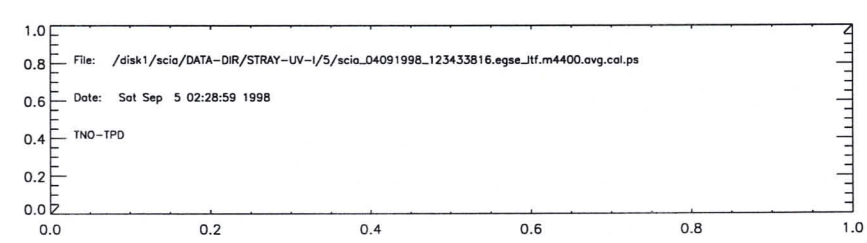
1.0
0.8
0.6
0.4
0.2
0.0
0.0
0.2
0.4
0.6
0.8
1.0
File: /disk1/scia/DATA-DIR/STRAY-UV-1/5/scia_04091998_123433816.egse_ltf.m4400.avg.cal.ps
Date: Sat Sep 5 02:28:59 1998
TNO-TPD

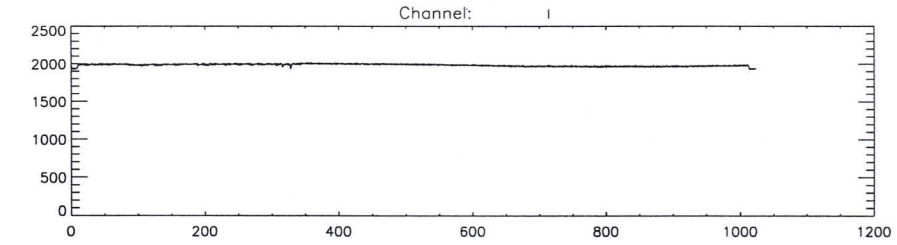
Channel: 1
2500
2000
1500
1000
500
0
0
200
400
600
800
1000
1200

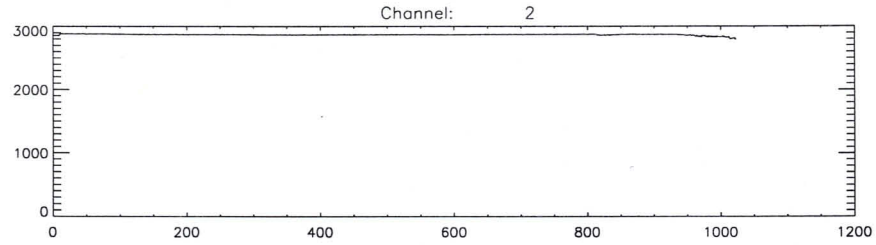
Channel: 2
3000
2000
1000
0
0
200
400
600
800
1000
1200

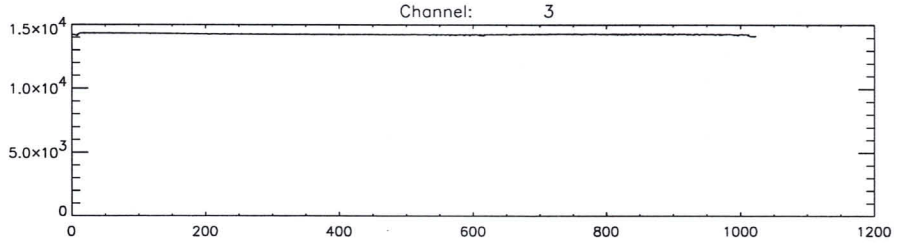
Channel: 3
1.5x10^4
1.0x10^4
5.0x10^3
0
0
200
400
600
800
1000
1200

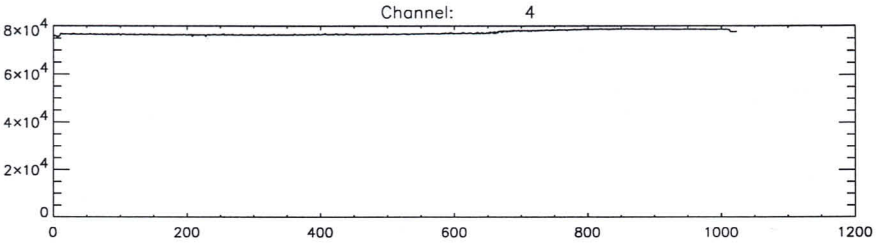
Channel: 4
8x10^4
6x10^4
4x10^4
2x10^4
0
0
200
400
600
800
1000
1200

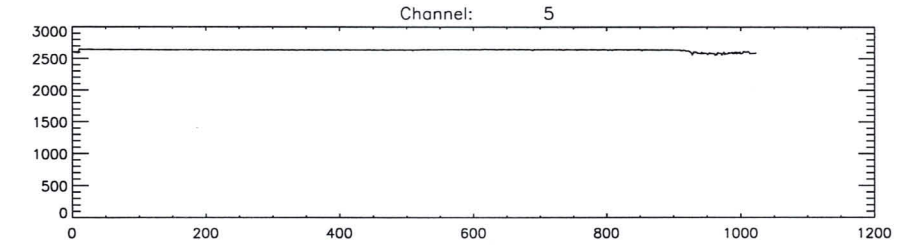
Channel: 5
3000
2500
2000
1500
1000
500
0
0
200
400
600
800
1000
1200

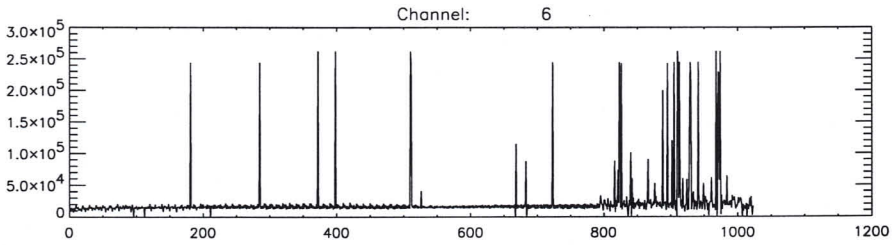
Channel: 6
3.0x10^5
2.5x10^5
2.0x10^5
1.5x10^5
1.0x10^5
5.0x10^4
0
0
200
400
600
800
1000
1200

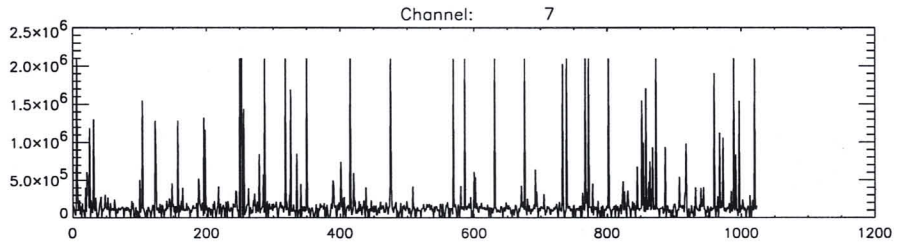
Channel: 7
2.5x10^6
2.0x10^6
1.5x10^6
1.0x10^6
5.0x10^5
0
0
200
400
600
800
1000
1200

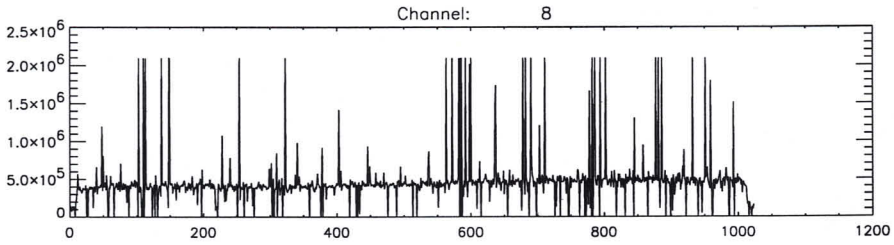
Channel: 8
2.5x10^6
2.0x10^6
1.5x10^6
1.0x10^6
5.0x10^5
0
0
200
400
600
800
1000
1200

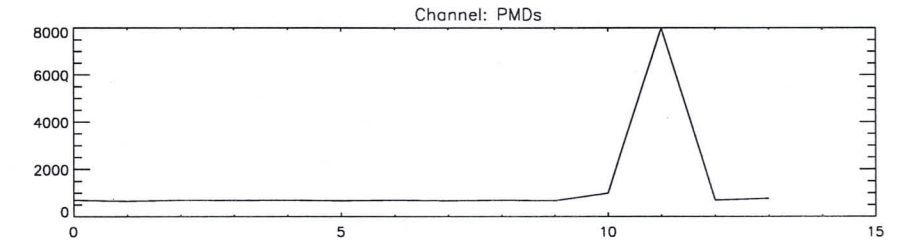
Channel: PMDs
8000
6000
4000
2000
0
0
5
10
15

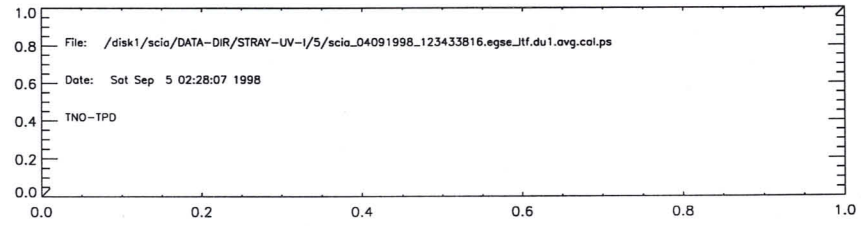
File: /disk1/scia/DATA-DIR/STRAY-UV-1/5/scia_04091998_123433816.egse_ltf.du1.avg.cal.ps
Date: Sat Sep 5 02:28:07 1998
TNO-TPD
1.0
0.8
0.6
0.4
0.2
0.0
0.0
0.2
0.4
0.6
0.8
1.0

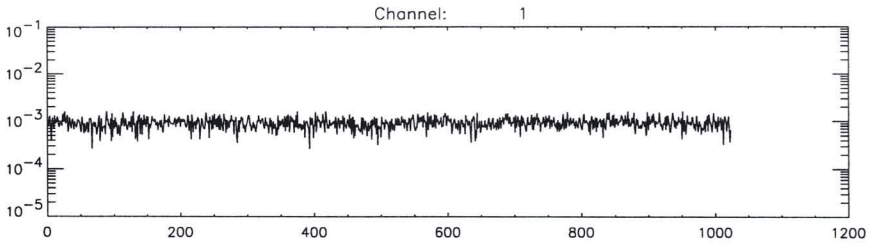
Channel: 1

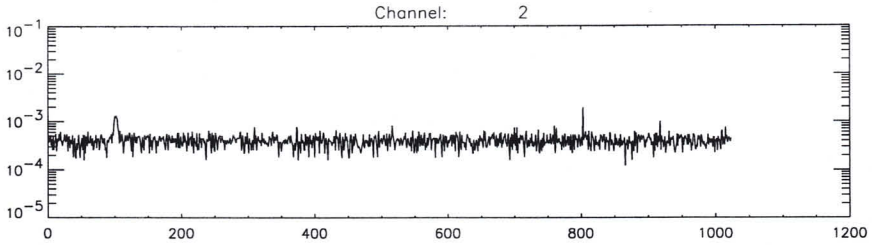
Channel: 2

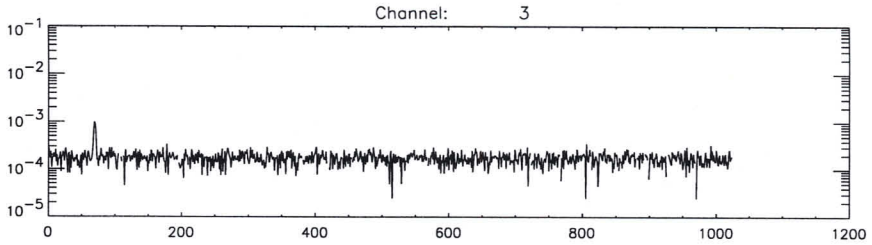
Channel: 3

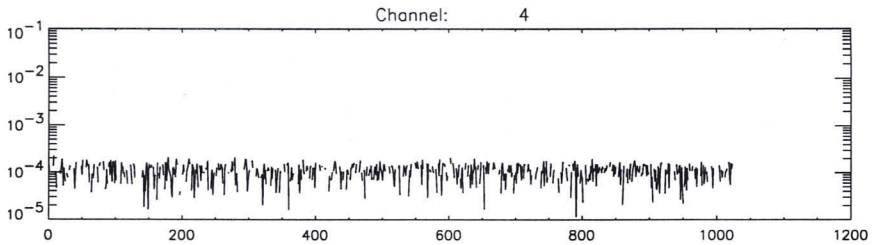
Channel: 4

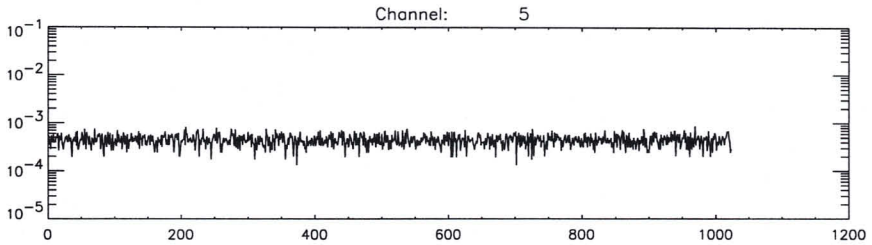
Channel: 5

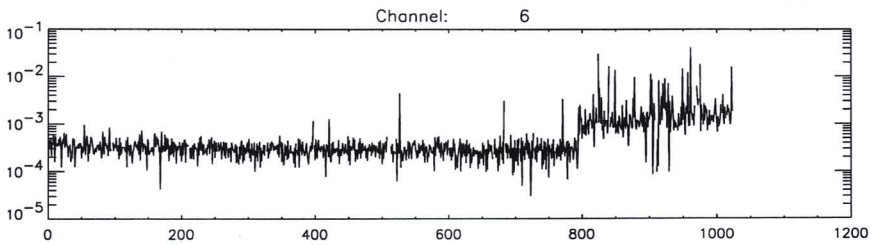
Channel: 6

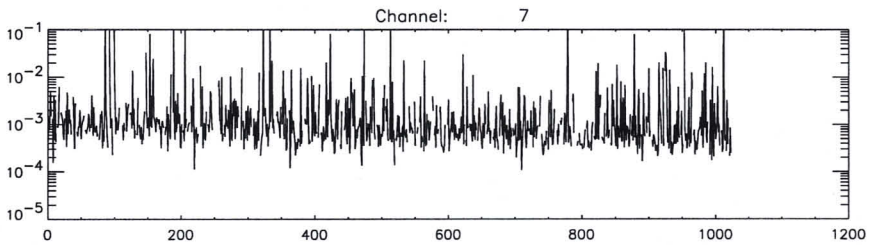
Channel: 7

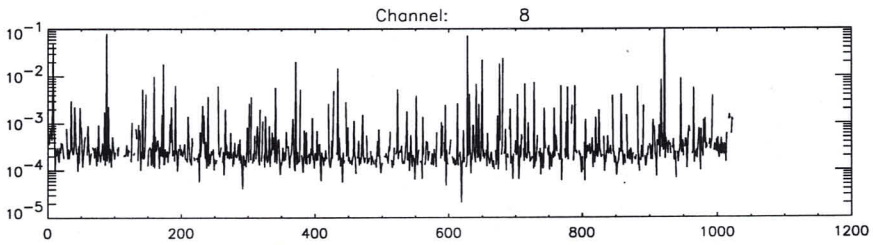
Channel: 8

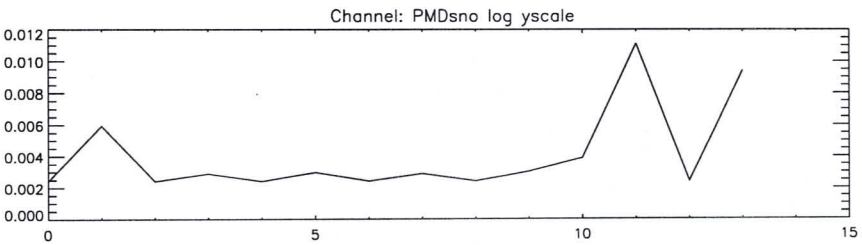
Channel: PMDsno log yscale

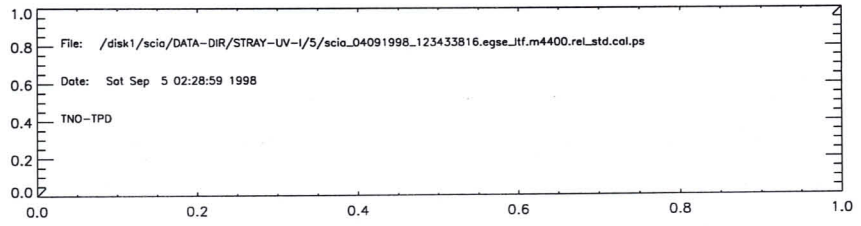
File: /disk1/scia/DATA-DIR/STRAY-UV-1/5/scia_04091998_123433816.egse_itf.m4400.rel_std.cal.ps
Date: Sat Sep 5 02:28:59 1998
TNO-TPD

```
time       = Sat Sep  5 02:28:08 1998
batch      = du1
Start TOD = Fri 04-Sep-98 12:35:32
End   TOD = Fri 04-Sep-98 13:05:31
Processing= computation of average, standard dev. and rel.standard dev.
```

```
time       = Sat Sep  5 02:28:59 1998
batch      = m4400
Start TOD = Fri 04-Sep-98 13:05:31
End   TOD = Fri 04-Sep-98 13:16:05
Processing= computation of average, standard dev. and rel.standard dev.
time       = Sat Sep  5 02:35:38 1998
batch      = m4400
Start TOD = Fri 04-Sep-98 14:40:12
End   TOD = Fri 04-Sep-98 14:45:30
Processing= computation of average, standard dev. and rel.standard dev.
time       = Sat Sep  5 02:42:16 1998
batch      = m4400
Start TOD = Fri 04-Sep-98 16:09:31
End   TOD = Fri 04-Sep-98 16:14:50
Processing= computation of average, standard dev. and rel.standard dev.
```

STEP	ACTION	RESULT	MARKER
Intro	Your name: Date:	DF. Oude Lansink 5-9-'99	
	What's the name of the (main) data input file that you want to store in the SOC directory?	[illegible]	(A)
	Setup a three-window configuration on your SUN.		See course descr.

Let <D1> be a directory containing *.cal files in the UV-I area. I.e. <D1> is something like ~/DATA-DIR/STRAY-UV-I/<number> Full path name of <D1>?	STRAY-UV-I/3	In DATA-DIR window (D1)

Did not result in file in corr-directory due to "strange" input data

See open actions

Let <D2> be a directory containing *.cal files in the VisIR-I area. I.e. <D2> is something like ~/DATA-DIR/STRAY-VisIR-I/<number> Full path name of <D2>?	STRAY-Vis IR-I/1	In DATA-DIR window (D2)

Let <D1> be a directory containing *.cal files in the IR-I area. I.e. <D1> is something like ~/DATA-DIR/STRAY-IR-I/<number>
Full path name of <D1>?

STRAY-IR-I/2

In DATA-DIR window (D1)

Cnstr directory	`cd ~/DATA-DIR/STRAY; ls -l`		Note: In window DATA-DIR
	highest number in directory?	_____	(B)
	New directory: `mkdir <B+1>`		
	`ls -l`		
	What's now the highest number in directory?	1	(C)
	<C> should be <B> + 1	(Y)/ N	
	directory name is:	~/DATA-DIR/STRAY/<C>	(D-total)
	`$CALHOME/bin/cp_stray_files <D1><D2><D3> <D-total>`		
	Construct a control file in the directory <D-total> (same as in xs. measurements)		
Combine	`idl do_straylight`		In IDL window
*)	`ls -l stray.data` size of `stray.data`	Note not copied to $corr directory Input seems not to be reasonable.	In DATA Window

Sign: Name _____
Date and time _____
Signature _____

*) You will be asked (end of progr.) whether correction file (stray.data) should be stored in 'latest' correction ~~data~~ directory and in ~~what~~ which correction directory the file should also be stored.

See Open actions

→ channel = row

8 * 1024 pixels
divided by 64.

```
**********************************
Channel row    1
        0.00000
        0.00000
        0.00000
        0.00000
        0.00000
        0.00000
        0.00000
        0.00000
        0.00000
        0.00000
        0.00000
        0.00000
        0.00000
        0.00000
        0.00000
        0.00000
        0.00000
        0.00000
        0.00000
        0.00000
        0.00000
        0.00000
        0.00000
        0.00000
        0.00000
        0.00000
        0.00000
        0.00000
        0.00000
        0.00000
        0.00000
        0.00000
        0.00000
        0.00000
        0.00000
        0.00000
        0.00000
        0.00000
        0.00000
        0.00000
        0.00000
        0.00000
        0.00000
        0.00000
        0.00000
        0.00000
        0.00000
        0.00000
        0.00000
        0.00000
        0.00000
        0.00000
        0.00000
        0.00000
        0.00000
        0.00000
        0.00000
        0.00000
        0.00000
        0.00000
        0.00000
        0.00000
```

Contents of 'stray data' file

~~each~~ row i $(1 \le i \le 64)$
contains at column i
the parent peak (normalized,
thus $S(i,i) = 1.0$).
At each other column j $(i \neq j)$
row i contains the short values
at pos. j.

0.00000
0.00000
****
Channel row 2
0.000991594
1.00000
0.00795466
0.000792983
0.000576848
0.000795904
0.000909813
0.000319822
0.00000
0.00000
0.00000
0.00000
0.00000
0.00000
0.00000
0.00000
0.00000
0.00000
0.00000
0.00000
0.00000
0.00000
0.00000
0.00000
0.00000
0.00000
0.00000
0.00000
0.00000
0.00000
0.00000
0.00000
0.00000
0.00000
0.00000
0.00000
0.00000
0.00000
0.00000
0.00117122
0.000448335
0.00150273
0.00197151
0.00231469
0.000106666
0.00000
0.00380270
0.00000
0.00000
0.0271335
0.00929978
0.00959743
0.0190663
0.0186584
0.00000
0.00000
0.00000
0.00000
0.0529526

0.00000
0.00000
0.111914
0.00256728
****
Channel 3
0.000530248
0.00114631
1.00000
0.380745
0.00208375
0.00118355
0.000992496
0.000675156
0.00000
0.00000
0.00000
0.00000
0.00000
0.00000
0.00000
0.00000
0.00000
0.00000
0.00000
0.00000
0.00000
0.00000
0.00000
0.00000
0.00000
8.33826e-05
2.50957e-05
0.000472771
2.75243e-05
0.000136812
0.000155432
0.00000
0.00000
0.00000
0.00000
0.00000
0.00000
0.00000
0.00000
0.00000
0.00000
0.00000
0.00000
0.00000
0.00000
0.00873440
0.0361888
0.0368909
0.00000
0.00000
0.0369771
0.0139942
0.0334209
0.0250475
0.00000
0.00000
0.00000

```
      0.00000
      0.00000
      0.00000
      0.00000
      0.00000
      0.00000
********************************
Channel        4
  0.000250429
  0.000457877
   0.00108461
      1.00000
    0.0735077
   0.00139381
  0.000854792
  0.000548663
  2.41219e-05
  1.31574e-05
      0.00000
      0.00000
  [illegible].13138e-05
  5.70153e-06
      0.00000
  6.57869e-06
      0.00000
      0.00000
      0.00000
      0.00000
      0.00000
      0.00000
      0.00000
      0.00000
      0.00000
      0.00000
      0.00000
      0.00000
      0.00000
      0.00000
      0.00000
      0.00000
      0.00000
      0.00000
      0.00000
      0.00000
      0.00000
      0.00000
      0.00000
      0.00000
      0.00000
      0.00000
      0.00000
      0.00000
      0.00000
      0.00000
   0.00599924
    0.0220824
    0.0101327
   0.00645281
     0.340200
    0.0161726
   0.00103379
    0.0186110
   0.00805585
   0.00376589
```

```
      0.00000
      0.00000
      0.00000
      0.00000
      0.00000
      0.00000
      0.00000
      0.00000
********************************
Channel           5
  0.000322970
  0.000298756
  0.000374405
   0.00105207
      1.00000
    0.0188981
  0.000990620
  0.000542403
  1.15227e-05
      0.00000
  1.00790e-06
      0.00000
  5.00988e-07
  6.34584e-06
      0.00000
  7.51482e-06
      0.00000
      0.00000
      0.00000
      0.00000
      0.00000
      0.00000
      0.00000
      0.00000
      0.00000
      0.00000
      0.00000
      0.00000
      0.00000
      0.00000
      0.00000
      0.00000
      0.00000
      0.00000
      0.00000
      0.00000
      0.00000
      0.00000
      0.00000
  0.000114977
  3.72401e-05
  0.000137605
  6.44604e-05
  0.000103203
  1.49528e-05
      0.00000
    0.0112456
   0.00354518
      0.00000
   0.00301434
   0.00242840
   0.00235115
   0.00620360
```

0.00000
0.00000
0.00000
0.00000
0.00000
0.00000
0.00000
0.00000
0.00000
0.00000
****
Channel 6
0.000515094
0.000613807
0.000327960
0.000449286
0.00133107
1.00000
0.00914468
^.000899654
..73323e-05
1.76031e-06
0.00000
0.00000
2.43735e-06
0.00000
3.11440e-06
0.00381663
0.00000
0.00000
0.00000
0.00000
0.00000
0.00000
0.00000
0.00000
0.00000
0.00000
0.00000
0.00000
0.00000
0.00000
0.00000
0.00000
0.00000
0.00000
0.00000
0.00000
0.00000
0.00000
0.00000
0.00000
1.10358e-05
4.31953e-05
5.55852e-05
0.00000
0.000101963
0.00000
0.00000
0.00219729
0.00501579
0.00133431
0.00205934
0.0137882

```
   0.00180546
   0.00691611
  0.000680948
   0.00216369
      0.00000
      0.00000
      0.00000
      0.00000
      0.00000
      0.00000
      0.00000
      0.00000
*********************************
Channel        7
      0.00000
      0.00000
      0.00000
      0.00000
      0.00000
      0.00000
      0.00000
      0.00000
      0.00000
      0.00000
      0.00000
      0.00000
      0.00000
      0.00000
      0.00000
      0.00000
      0.00000
      0.00000
      0.00000
      0.00000
      0.00000
      0.00000
      0.00000
      0.00000
      0.00000
      0.00000
      0.00000
      0.00000
      0.00000
      0.00000
      0.00000
      0.00000
      0.00000
      0.00000
      0.00000
      0.00000
      0.00000
      0.00000
      0.00000
      0.00000
      0.00000
      0.00000
      0.00000
      0.00000
      0.00000
      0.00000
      0.00000
      0.00000
      0.00000
      0.00000
```

```
      0.00000
      0.00000
      0.00000
      0.00000
      0.00000
      0.00000
      0.00000
      0.00000
      0.00000
      0.00000
      0.00000
      0.00000
      0.00000
      0.00000
*********************************
Channel            8
      0.00000
      0.00000
      0.00000
      0.00000
      0.00000
      0.00000
      0.00000
      0.00000
      0.00000
      0.00000
      0.00000
      0.00000
      0.00000
      0.00000
      0.00000
      0.00000
      0.00000
      0.00000
      0.00000
      0.00000
      0.00000
      0.00000
      0.00000
      0.00000
      0.00000
      0.00000
      0.00000
      0.00000
      0.00000
      0.00000
      0.00000
      0.00000
      0.00000
      0.00000
      0.00000
      0.00000
      0.00000
      0.00000
      0.00000
      0.00000
      0.00000
      0.00000
      0.00000
      0.00000
      0.00000
      0.00000
      0.00000
      0.00000
```

```
      0.00000
      0.00000
      0.00000
      0.00000
      0.00000
      0.00000
      0.00000
      0.00000
      0.00000
      0.00000
      0.00000
      0.00000
      0.00000
      0.00000
      0.00000
      0.00000
*********************************
Channel          9
      0.00000
      0.00000
      0.00000
      0.00000
      0.00000
      0.00000
      0.00000
      0.00000
      0.00000
      0.00000
      0.00000
      0.00000
      0.00000
      0.00000
      0.00000
      0.00000
      0.00000
      0.00000
      0.00000
      0.00000
      0.00000
      0.00000
      0.00000
      0.00000
      0.00000
      0.00000
      0.00000
      0.00000
      0.00000
      0.00000
      0.00000
      0.00000
      0.00000
      0.00000
      0.00000
      0.00000
      0.00000
      0.00000
      0.00000
      0.00000
      0.00000
      0.00000
      0.00000
      0.00000
      0.00000
      0.00000
```

0.00000
0.00000
0.00000
0.00000
0.00000
0.00000
0.00000
0.00000
0.00000
0.00000
0.00000
0.00000
0.00000
0.00000
0.00000
0.00000
0.00000
****
Channel 10
.11793e-05
0.00000
1.49760e-05
0.00000
0.00000
0.00000
1.85619e-05
0.00000
0.00147356
1.00000
0.000837076
0.000297622
0.000170537
0.000151975
0.000145858
0.000116012
0.0872543
9.32311e-05
0.00000
0.00000
0.00000
0.00000
0.00000
0.00000
0.00000
0.00000
0.00000
0.00000
0.00000
0.00000
0.00000
0.00000
0.00000
0.00000
0.00000
0.00000
0.00000
0.00000
0.00000
0.00000
0.00000
3.74928e-05
0.00000
0.00000

```
      0.00000
      0.00000
      0.00000
   0.00815331
      0.00000
      0.00000
      0.00000
      0.00000
      0.00000
      0.00000
      0.00000
      0.00000
      0.00000
      0.00000
      0.00000
      0.00000
      0.00000
      0.00000
      0.00000
*   ******************************
Channel       11
  1.28262e-05
      0.00000
  4.99425e-06
      0.00000
  1.23721e-05
  1.89555e-05
  1.86149e-05
      0.00000
  0.000371050
  0.000937785
      1.00000
   0.00154481
  0.000395000
  0.000289553
  0.000199657
  0.000107376
      0.00000
      0.00000
      0.00000
      0.00000
      0.00000
      0.00000
      0.00000
      0.00000
      0.00000
      0.00000
      0.00000
      0.00000
      0.00000
      0.00000
      0.00000
      0.00000
      0.00000
      0.00000
      0.00000
      0.00000
      0.00000
      0.00000
      0.00000
      0.00000
      0.00000
  0.000260950
  0.000296534
```

0.000210326
0.000215661
8.62644e-05
0.000167884
1.68238e-05
0.00884464
0.00237245
0.00521658
0.00000
0.00505276
0.00000
0.00812796
0.00000
0.00000
0.00000
0.00000
0.00000
0.00000
0.00000
0.00000
0.00000
0.00000
****
Channel 12
6.18487e-07
0.00000
4.70050e-06
0.00000
0.00000
3.10480e-05
2.49869e-05
5.19529e-06
0.000308748
0.000582120
0.00228865
1.00000
0.000826669
0.000479327
0.000295142
.000128027
0.00000
0.00000
0.00000
0.00000
0.00000
0.00000
0.00000
0.00000
0.00000
0.00000
0.00000
0.00000
0.00000
0.00000
0.00000
0.00000
0.00000
0.00000
0.00000
0.00000
0.00000
0.00000
0.00000
0.00000
0.00000

0.000244426
0.000302625
0.000358660
0.000343074
0.000501345
0.000257662
0.000844740
0.00583501
0.00680835
0.00259514
0.00000
0.00912899
0.00705117
0.00962805
0.00000
0.00277505
0.00000
0.00000
0.00000
0.00000
0.00000
0.00000
0.00000
0.00000
****
Channel 13
0.00000
2.48995e-06
1.19162e-05
0.00000
1.24497e-06
2.82787e-05
2.04531e-05
7.46984e-06
0.000425247
0.000454771
0.000718527
0.00160655
1.00000
0.00189396
0.000554368
0.000234055
0.00000
0.00000
0.00000
0.00000
0.00000
0.00000
0.00000
0.00000
0.00000
0.00000
0.00000
0.00000
0.00000
0.00000
0.00000
0.00000
0.00000
0.00000
0.00000
0.00000
0.00000

0.00000
0.00000
0.000317824
0.000353661
0.000376871
0.000489096
0.000729020
0.000503783
0.00267282
0.00773750
0.00395761
0.00344423
0.00000
0.00632014
0.00000
0.00916906
0.00000
0.00655402
0.00000
0.00000
0.00000
0.00000
0.00000
0.00000
0.00000
****
Channel 14
7.13553e-06
2.96399e-06
2.74444e-06
0.00000
0.00000
1.17462e-05
2.46999e-05
8.01375e-06
0.000172460
0.000424400
0.000473251
.000886123
0.00340552
1.00000
0.000719811
0.000280262
0.00000
0.00000
0.00000
0.00000
0.00000
0.00000
0.00000
0.00000
0.00000
0.00000
0.00000
0.00000
0.00000
0.00000
0.00000
0.00000
0.00000
0.00000
0.00000

0.00000
0.00000
0.00000
0.00000
0.000217359
0.000115651
0.000236515
0.000258306
0.000325161
0.000242887
0.00155606
0.00486908
0.00273999
0.00471751
0.00148667
0.00906422
3.86314e-05
0.00696033
0.00000
0.00168825
0.00000
0.00000
0.00000
0.00000
0.00000
0.00000
0.00000
0.00000
****
Channel 15
1.95877e-05
1.65044e-05
6.16649e-06
4.89692e-06
2.84747e-05
6.71059e-05
0.00535197
0.00442699
0.000206033
.000317030
0.000456864
0.000607580
0.000586542
0.00135191
1.00000
0.000891058
0.00000
0.00000
0.00000
0.00000
0.00000
0.00000
0.00000
0.00000
0.00000
0.00000
0.00000
0.00000
0.00000
0.00000
0.00000
0.00000
0.00000

0.00000
0.00000
0.00000
0.00000
0.00000
0.00000
0.000178193
0.000265250
0.000182365
0.000111994
0.000369808
0.000209124
0.00000
0.000909029
0.00646454
0.00717592
0.00313106
0.00729039
0.00235572
0.0102276
0.00000
0.000967827
0.00000
0.00000
0.00000
0.00000
0.00000
0.00000
0.00000
0.00000
****
Channel 16
0.000463493
0.000356234
0.000160160
0.000201898
0.000453301
0.00275184
0.727886
0.00105948
0.000387295
0.000520276
0.000474170
0.00101289
0.000696452
0.00125361
0.501317
1.00000
0.00000
0.00000
0.00000
0.00000
0.00000
0.00000
0.00000
0.00000
0.00000
0.00000
0.00000
0.00000
0.00000
0.00000
0.00000
0.00000
0.00000

0.00000
0.00000
0.00000
0.00000
0.00000
0.00000
0.00000
0.00000
0.00000
0.00000
0.00000
0.00000
0.00000
0.00000
0.00000
0.00000
0.0181462
0.00864119
0.00000
0.00000
0.00000
0.0304129
0.00000
4.09329e-05
0.00000
0.00000
0.00000
0.00000
0.00000
0.00000
0.00000
0.00000
0.00000
****
Channel 17
3.36788e-06
3.36788e-06
0.00000
0.00000
0.00000
.77375e-05
4.04146e-05
0.00000
0.571703
0.00723422
0.000272125
0.000157168
0.000108446
9.92403e-05
8.89122e-05
7.72368e-05
1.00000
0.00179284
0.00121670
0.000404820
0.000162557
0.000634060
0.000436927
0.000497324
0.00000
0.00000
0.00000
0.00000
0.00000
0.00000

0.00000
0.00000
0.00000
0.00000
0.00000
0.00000
0.00000
0.00000
0.00000
0.00000
0.000247090
0.000489354
0.000289189
0.000273135
0.00000
7.46503e-05
0.00116075
0.0147287
0.00000
0.00000
0.00000
0.00000
0.00000
0.00000
0.00000
0.00000
0.00000
0.00000
0.00000
0.00000
0.00000
0.00000
0.00000
0.00000
****
Channel 18
0.00000
0.00000
0.00000
0.00000
0.00000
0.00000
0.00000
0.00000
2.83337e-05
1.73900e-05
3.59793e-06
0.00000
1.06439e-05
5.54682e-06
0.00000
1.87392e-05
0.00129496
1.00000
0.512576
0.00167469
0.000688105
0.000764261
0.000442996
0.000473578
0.00000
0.00000
0.00000
0.00000

```
      0.00000
      0.00000
      0.00000
      0.00000
      0.00000
      0.00000
      0.00000
      0.00000
      0.00000
      0.00000
      0.00000
      0.00000
  0.000403044
  0.000317443
  0.000222547
  0.000249007
  0.000462634
  0.000197602
  0.000919593
   0.00884821
      0.00000
      0.00000
      0.00000
      0.00000
      0.00000
      0.00000
      0.00000
      0.00000
      0.00000
      0.00000
      0.00000
      0.00000
      0.00000
      0.00000
      0.00000
      0.00000
      0.00000
**********************************
Channel       19
  5.95080e-06
   .18483e-06
  3.90970e-06
  3.96720e-06
  2.52981e-06
  4.54215e-06
  3.21975e-06
      0.00000
  3.10476e-06
  3.76596e-06
  1.81111e-06
  1.83986e-06
  3.96720e-06
  5.63457e-06
  3.67972e-06
  1.63863e-06
  0.000794561
  0.000861773
      1.00000
   0.00167695
   0.00111866
  0.000427796
  0.000380793
  0.000118642
      0.00000
      0.00000
```

```
      0.00000
      0.00000
      0.00000
      0.00000
      0.00000
      0.00000
      0.00000
  1.12116e-06
  2.44356e-06
  3.30600e-06
  8.68184e-06
      0.00000
  2.18483e-06
  1.11541e-05
      0.00000
  2.89778e-05
  6.28140e-06
  2.17046e-06
  3.99595e-06
      0.00000
   .000917070
   0.00199499
      0.00000
   0.00142002
  0.000211811
  0.000313434
   0.00162212
  0.000180434
  0.000552619
  0.000305259
   0.00409115
   0.00454061
   0.00310442
   0.00616693
   0.00421831
   0.00557976
   0.00268313
   0.00501701
**********************************
C  nnel       20
  4.93401e-06
  2.61882e-06
  7.97032e-07
  1.84076e-06
  1.53713e-06
  6.07262e-07
  2.04951e-06
  1.04373e-06
  2.10644e-06
  1.74588e-06
  7.78055e-07
      0.00000
  1.66997e-06
  1.74588e-06
  1.63202e-06
  1.74588e-06
  0.000248864
  0.000860889
   0.00190547
      1.00000
   0.00100982
  0.000798189
  0.000245068
  0.000231500
```

0.00000
0.00000
0.00000
0.00000
0.00000
0.00000
0.00000
0.00000
1.32839e-06
1.13862e-06
1.68895e-06
2.06849e-06
3.18813e-06
1.52954e-05
1.85974e-06
8.06520e-06
1.91288e-05
1.28569e-05
2.40153e-05
3.74130e-05
.05520e-05
1.87686e-05
0.000368627
0.00162796
0.00000
0.000698032
0.00000
0.00114558
0.00000
0.000266226
0.00000
0.00000
0.00221043
0.00240105
0.00216142
0.00345820
0.00239988
0.00316327
0.000615141
0.00268918
****
Channel 21
2.86690e-06
0.00000
8.15098e-07
5.62137e-07
8.71312e-07
4.77816e-07
7.12040e-07
1.12427e-07
2.99806e-07
1.14301e-06
0.00000
0.00000
1.22733e-06
9.27526e-07
3.27913e-07
2.34224e-07
0.000367553
0.000350680
0.000928388
0.000825142
1.00000
0.00174554

0.000874066
0.000266799
0.00000
0.00000
0.00000
0.00000
0.00000
0.00000
0.00000
0.00000
1.43345e-06
1.29291e-06
2.43593e-07
2.17360e-06
2.12675e-06
1.22733e-06
2.81068e-08
4.04832e-05
1.05869e-05
1.49200e-05
.69063e-05
1.70796e-05
0.00000
3.30218e-06
8.82246e-05
0.000391591
0.00000
0.000323624
5.81579e-05
0.000944234
1.50477e-05
5.14885e-05
0.00000
0.00000
0.000898973
0.00124428
0.000944950
0.00141763
0.000910430
0.00132612
0.000691565
0.00130077
****
Channel 22
1.92613e-06
5.33978e-07
3.05130e-07
7.24684e-07
9.78959e-07
8.77249e-07
6.29331e-07
0.00000
3.05130e-07
3.55985e-07
0.00000
0.00000
9.02676e-07
7.75539e-07
0.00000
2.41561e-07
0.000328994
0.000273473
0.000425936
0.000777904

```
   0.00129549
      1.00000
  0.000819261
  0.000649196
  3.72068e-05
      0.00000
      0.00000
  6.20431e-06
  3.12758e-06
  4.26546e-06
  6.82093e-06
  6.12167e-06
  7.37398e-07
  9.78959e-07
  1.67822e-06
  1.58286e-06
  1.91342e-06
  9.59888e-07
  1.98335e-06
  3.76963e-06
      0.00000
      0.00000
  5.37156e-07
      0.00000
      0.00000
      0.00000
  9.62926e-05
  0.000233370
      0.00000
  0.000320048
      0.00000
  0.000160285
      0.00000
  5.64094e-05
      0.00000
  5.15803e-05
  0.000558010
  0.000693353
  0.000391526
   .000860181
  0.000507983
  0.000756219
  0.000198727
  0.000629634
**********************************
Channel        23
  3.48905e-06
  5.46555e-07
  2.98699e-07
  4.83002e-07
  1.38545e-06
  7.49924e-07
  9.78715e-07
  2.60567e-07
  5.78331e-07
  1.27106e-08
      0.00000
      0.00000
  6.35529e-07
  5.59265e-07
  4.25804e-07
  2.73277e-07
  0.000142346
  0.000331028
```

0.000219829
0.000282982
0.000777265
0.000769753
1.00000
0.00166410
0.0179825
0.00298443
0.00238866
0.000851977
0.000709180
0.000736362
0.000698739
0.000575827
2.42772e-06
3.62251e-06
5.41471e-06
8.24281e-06
5.96762e-06
[illegible].62887e-06
[illegible].63301e-06
3.50176e-06
0.00000
5.43695e-06
1.31554e-06
1.01049e-06
0.00000
0.00000
9.69126e-05
7.43760e-05
0.00000
0.00000
0.00000
0.00000
0.00000
0.00000
0.00000
0.00000
[illegible].000429397
[illegible].000263672
0.000242639
0.000238405
0.000263284
0.000564070
0.00000
0.000495373
****
Channel 24
0.00000
0.00000
0.00000
0.00000
0.00000
0.00000
0.00000
0.00000
0.00000
0.00000
0.00000
0.00000
0.00000
0.00000
0.00000
0.00000

```
     0.00000
     0.00000
     0.00000
     0.00000
     0.00000
     0.00000
     0.00000
     0.00000
     0.00000
     0.00000
     0.00000
     0.00000
     0.00000
     0.00000
     0.00000
     0.00000
     0.00000
     0.00000
     0.00000
     0.00000
     0.00000
     0.00000
     0.00000
     0.00000
     0.00000
     0.00000
     0.00000
     0.00000
     0.00000
     0.00000
     0.00000
     0.00000
     0.00000
     0.00000
     0.00000
     0.00000
     0.00000
     0.00000
     0.00000
     0.00000
     0.00000
     0.00000
     0.00000
     0.00000
     0.00000
     0.00000
     0.00000
     0.00000
*******************************
Channel        25
  1.95159e-06
  2.24321e-07
  2.82644e-07
  7.89610e-07
  8.16528e-07
  5.60802e-07
  6.95395e-07
  7.13341e-07
  4.48642e-09
  1.61511e-07
  7.17827e-08
     0.00000
  4.48642e-07
  8.52420e-08
```

0.00000
0.00000
1.09199e-05
1.08571e-05
1.81835e-05
1.68286e-05
2.01979e-05
4.00413e-05
4.64030e-05
0.0244742
1.00000
0.733340
0.00143123
0.00159230
0.000614953
0.000705368
0.000847830
0.000652411
0.00000
3.90318e-07
.48052e-07
2.10862e-07
5.56316e-07
0.00000
1.03188e-07
1.35041e-06
0.00000
0.00000
0.00000
0.00000
0.00000
0.00000
7.46841e-05
0.000124120
0.00000
0.000252219
0.000118623
3.20228e-05
0.00000
0.00000
0.00000
9.70020e-05
0.000228342
9.24445e-05
3.60509e-05
0.000190296
0.000227435
0.000239673
0.00000
0.000299049
****
Channel 26
9.05553e-07
1.54897e-07
3.57455e-07
7.74486e-08
2.97879e-09
2.74049e-07
7.14911e-08
1.75749e-07
1.87664e-07
8.34062e-08
0.00000
0.00000

```
  9.83002e-08
  1.13194e-07
  1.78728e-08
      0.00000
  3.65409e-05
  3.47685e-05
  4.57662e-05
  6.30819e-05
  8.03232e-05
  0.000201462
  0.000570603
  0.000348626
  0.000737806
      1.00000
   0.00230621
  0.000575032
  0.000836052
  0.000319806
  0.000340011
  ^.000260478
   .06395e-08
      0.00000
      0.00000
  2.59155e-07
  4.11074e-07
      0.00000
      0.00000
  1.27790e-06
      0.00000
      0.00000
      0.00000
      0.00000
      0.00000
      0.00000
      0.00000
  0.000112958
      0.00000
      0.00000
      0.00000
      0.00000
      0.00000
      0.00000
      0.00000
      0.00000
      0.00000
      0.00000
      0.00000
      0.00000
      0.00000
      0.00000
      0.00000
      0.00000
      0.00000
**********************************
Channel       27
  4.76216e-07
      0.00000
  3.68393e-07
      0.00000
      0.00000
  6.28964e-07
      0.00000
  2.96512e-07
      0.00000
      0.00000
```

0.00000
0.00000
0.00000
0.00000
0.00000
0.00000
1.31364e-05
1.91205e-05
1.23906e-05
1.94620e-05
2.70904e-05
4.76036e-05
0.000125092
0.000432314
0.000351241
0.000794427
1.00000
0.00209648
0.000611434
0.000817645
.000277319
0.000216858
3.73784e-06
5.80444e-06
6.38848e-06
5.35518e-06
7.48468e-06
1.16808e-07
4.79810e-06
0.00000
0.00000
0.00000
0.00000
0.00000
0.00000
0.00000
0.00000
0.00000
0.00000
0.00000
0.00000
0.00000
0.00000
0.00000
0.00000
0.00000
0.00000
0.00000
0.00000
0.00000
0.00000
0.00000
0.00000
0.00000
****
Channel 28
1.04430e-06
0.00000
0.00000
1.02848e-07
1.10759e-07
1.58227e-07
3.16454e-07
0.00000

0.00000
0.00000
0.00000
0.00000
0.00000
0.00000
0.00000
0.00000
3.03796e-06
1.18354e-05
8.97147e-06
1.16376e-05
1.81803e-05
1.49920e-05
1.20332e-05
1.23180e-05
0.000540337
0.000286098
0.000635281
1.00000
0.00267662
0.000531833
0.000715684
0.000163765
3.26739e-06
3.66295e-06
2.53163e-07
3.58384e-06
4.93668e-06
5.01580e-06
4.46200e-06
0.00000
0.00000
0.00000
0.00000
0.00000
0.00000
0.00000
0.00000
0.00000
0.00000
0.00000
0.00000
0.00000
0.00000
0.00000
0.00000
0.00000
0.00000
0.00000
0.00000
0.00000
0.00000
0.00000
0.00000
0.00000
****
Channel 29
1.49296e-06
8.33280e-07
6.82827e-07
3.70347e-07
9.25867e-07
0.00000

```
  3.47200e-07
  3.00907e-07
      0.00000
      0.00000
      0.00000
      0.00000
      0.00000
      0.00000
      0.00000
      0.00000
  1.18048e-05
  2.13991e-05
  2.98360e-05
  6.05748e-05
  2.90491e-05
  3.80531e-05
  2.51141e-05
  1.34019e-05
  0.000170568
  ^.000729803
   .000377198
  0.000765831
      1.00000
    0.0999094
  0.000669934
  0.000290467
  4.24741e-06
  1.21636e-05
  1.31705e-05
  1.27770e-05
  5.41632e-06
  5.23115e-06
  5.96027e-06
  1.62027e-07
      0.00000
      0.00000
      0.00000
      0.00000
      0.00000
      0.00000
      0.00000
      0.00000
      0.00000
      0.00000
      0.00000
      0.00000
      0.00000
      0.00000
      0.00000
      0.00000
      0.00000
  0.000923378
  0.000148503
  0.000151420
  9.30322e-05
  3.90426e-05
      0.00000
  0.000229013
**********************************
Channel       30
  1.03501e-06
      0.00000
  9.81099e-07
      0.00000
```

0.00000
0.00000
0.00000
1.40157e-07
0.00000
0.00000
0.00000
0.00000
0.00000
0.00000
0.00000
0.00000
4.14002e-06
1.74981e-05
2.79667e-05
3.56969e-05
1.37570e-05
1.38001e-05
1.98915e-05
1.18163e-05
.000174334
0.000214710
0.000709971
0.000398132
0.00114485
1.00000
0.00104816
0.000303149
1.27543e-05
4.59284e-06
5.92972e-06
1.32287e-05
6.80301e-06
5.80035e-06
4.16159e-06
0.00000
0.00000
0.00000
0.00000
0.00000
0.00000
0.00000
0.00000
0.00000
0.00000
0.000314054
9.46060e-05
0.00000
0.000538552
3.15785e-05
0.00000
0.000285133
0.00000
0.00000
0.00000
0.00000
0.00000
0.00000
0.00000
0.00000
0.00000
0.00000
****
Channel 31
1.82227e-06
1.64005e-06

1.39708e-06
1.11361e-06
0.00000
0.00000
4.04950e-08
1.07312e-06
0.00000
0.00000
0.00000
0.00000
0.00000
0.00000
0.00000
0.00000
1.52261e-05
3.69112e-05
2.33656e-05
1.07312e-05
3.78628e-06
1.03870e-05
2.33656e-05
2.20698e-06
0.000229384
0.000284781
0.000302194
0.000708966
0.000394259
0.00106237
1.00000
0.00107680
0.0572255
0.000200936
0.000123651
0.000173622
7.77301e-05
0.000105672
0.000110572
4.14466e-05
0.00000
0.00000
0.00000
0.00000
0.00000
0.00000
0.00000
0.00000
0.000500832
0.000635265
0.000176801
0.000953451
0.000222493
0.000114257
0.000479886
0.00000
0.00000
0.00000
0.00000
0.00000
0.00000
0.00000
0.00000
0.00000
****
Channel 32

0.00000
0.00000
0.00000
0.00000
0.00000
0.00000
0.00000
0.00000
0.00000
0.00000
0.00000
0.00000
0.00000
0.00000
0.00000
0.00000
0.00000
0.00000
0.00000
0.00000
0.00000
0.00000
0.00000
0.00000
0.00000
0.00000
0.00000
0.00000
0.00000
0.00000
0.00000
0.00000
0.00000
0.00000
0.00000
0.00000
0.00000
0.00000
0.00000
0.00000
0.00000
0.00000
0.00000
0.00000
0.00000
0.00000
0.00000
0.00000
0.00000
0.00000
0.00000
0.00000
0.00000
0.00000
0.00000
0.00000
0.00000
0.00000
0.00000
0.00000
0.00000
0.00000
0.00000
0.00000

```
**********
Channel        33
      0.00000
      0.00000
      0.00000
      0.00000
      0.00000
      0.00000
      0.00000
      0.00000
      0.00000
      0.00000
      0.00000
      0.00000
      0.00000
      0.00000
      0.00000
      0.00000
      0.00000
      0.00000
      0.00000
      0.00000
      0.00000
      0.00000
  7.61465e-05
  9.12962e-05
  7.43748e-05
  8.29440e-05
  0.000177205
  0.000134251
  0.000241637
     0.201455
      1.00000
   0.00259954
  0.000447008
  0.000370608
  0.000893763
  0.000396786
  0.000564807
  0.000440536
  0.000871129
  0.000961232
  0.000645509
  0.000844571
  0.000623526
  0.000942882
  0.000380515
   0.00132334
      0.00000
  0.000627829
   0.00140982
   0.00168746
      0.00000
      0.00000
  0.000353904
      0.00000
      0.00000
      0.00000
      0.00000
      0.00000
      0.00000
      0.00000
```

```
      0.00000
      0.00000
**********************************
Channel       34
      0.00000
      0.00000
      0.00000
      0.00000
      0.00000
      0.00000
      0.00000
      0.00000
      0.00000
      0.00000
      0.00000
      0.00000
      0.00000
      0.00000
      0.00000
      0.00000
      0.00000
      0.00000
      0.00000
      0.00000
      0.00000
      0.00000
  3.70257e-05
  3.09442e-05
  5.39288e-05
  3.40446e-05
  5.68205e-05
  0.000101120
  0.000166884
  0.000568473
  0.000307892
     1.00000
   0.0406752
   .000434262
  0.000288306
  0.000718663
  0.000296504
  0.000213986
      0.00000
      0.00000
      0.00000
      0.00000
      0.00000
      0.00000
      0.00000
      0.00000
      0.00000
    0.0498900
   0.00115166
      0.00000
   0.00122056
  0.000928053
      0.00000
      0.00000
      0.00000
      0.00000
      0.00000
      0.00000
      0.00000
```

0.00000
0.00000
0.00000
0.00000
****
Channel 35
0.00000
0.00000
0.00000
0.00000
0.00000
0.00000
0.00000
0.00000
0.00000
0.00000
0.00000
0.00000
0.00000
0.00000
0.00000
0.00000
0.00000
0.00000
0.00000
0.00000
0.00000
3.93018e-05
2.83880e-05
2.57678e-05
2.05473e-05
3.64059e-05
4.29661e-05
4.25327e-05
2.68119e-05
^.000220504
.000703867
1.00000
0.000706822
0.000321428
0.000275014
0.000556727
0.000130612
0.00000
0.00000
0.00000
0.00000
0.00000
0.00000
0.00000
0.00000
0.0327784
0.000108883
0.00000
0.000155677
0.00000
0.00000
0.00000
0.00000
0.00000
0.00000

0.00000
0.00000
0.00000
0.00000
0.00000
0.00000
****
Channel 36
0.00000
0.00000
0.00000
0.00000
0.00000
0.00000
0.00000
0.00000
0.00000
0.00000
0.00000
0.00000
0.00000
0.00000
0.00000
0.00000
0.00000
0.00000
0.00000
0.00000
0.00000
0.00000
1.20536e-05
1.25392e-05
2.81107e-05
4.67793e-05
2.15821e-05
1.83988e-05
.45821e-05
.28630e-05
0.000139852
0.000207448
0.000599617
1.00000
0.000871023
0.000341332
0.000222253
0.000507029
0.00000
0.00000
0.00000
0.00000
0.00000
0.00000
0.00000
0.00000
0.0182167
0.000147875
0.000288354
0.000130166
0.00000
0.00000
0.00000
0.00000

0.00000
0.00000
0.00000
0.00000
0.00000
0.00000
0.00000
0.00000
****
Channel 37
1.00856e-06
2.83398e-07
1.66705e-07
0.00000
0.00000
3.00069e-07
0.00000
3.33410e-07
0.00000
0.00000
0.00000
0.00000
0.00000
0.00000
0.00000
0.00000
0.00000
0.00000
0.00000
0.00000
0.00000
0.00000
2.68145e-05
4.28181e-05
4.09927e-05
2.26718e-05
2.01963e-05
1.90210e-05
2.09298e-05
1.14776e-05
0.000445902
0.000187001
0.000261293
0.000609964
1.00000
0.000974906
0.000357798
0.000191669
0.00000
0.00000
0.00000
0.00000
0.00000
0.00000
0.00000
0.00000
0.0139282
3.38744e-05
0.00000
0.00000
0.00000
0.00000

```
  8.88953e-05
      0.00000
      0.00000
      0.00000
      0.00000
      0.00000
      0.00000
      0.00000
      0.00000
      0.00000
**********************************
Channel        38
  7.68890e-07
  7.20226e-07
  4.37975e-07
      0.00000
      0.00000
      0.00000
      0.00000
  1.94656e-08
      0.00000
      0.00000
      0.00000
      0.00000
      0.00000
      0.00000
      0.00000
      0.00000
      0.00000
      0.00000
      0.00000
      0.00000
      0.00000
      0.00000
      0.00000
      0.00000
  1.41515e-05
  1.66041e-05
  1.00248e-05
  2.63298e-06
  1.68864e-05
  1.69448e-05
  1.12608e-05
  8.93469e-06
  0.000128268
  0.000484663
  0.000211659
  0.000241529
  0.000499506
      1.00000
   0.00140440
  0.000253880
      0.00000
      0.00000
      0.00000
      0.00000
      0.00000
      0.00000
      0.00000
      0.00000
      0.00000
    0.0162615
      0.00000
      0.00000
      0.00000
```

```
      0.00000
  1.00248e-06
      0.00000
      0.00000
      0.00000
      0.00000
      0.00000
      0.00000
      0.00000
      0.00000
      0.00000
      0.00000
**********************************
Channel        39
      0.00000
      0.00000
      0.00000
      0.00000
      0.00000
      0.00000
      0.00000
      0.00000
      0.00000
      0.00000
      0.00000
      0.00000
      0.00000
      0.00000
      0.00000
      0.00000
      0.00000
      0.00000
      0.00000
      0.00000
      0.00000
      0.00000
      0.00000
      0.00000
      0.00000
  7.26944e-06
  1.24233e-05
  2.65571e-06
      0.00000
  1.09379e-05
  1.66094e-05
  9.24996e-06
      0.00000
  0.000163731
  0.000245315
  0.000536183
  0.000277499
  0.000299510
  0.000400022
      1.00000
   0.00636825
     0.187902
      0.00000
      0.00000
      0.00000
      0.00000
      0.00000
      0.00000
      0.00000
  0.000904246
  6.92735e-05
```

```
      0.00000
      0.00000
      0.00000
  0.000420390
  0.000219107
  9.45139e-05
      0.00000
      0.00000
      0.00000
      0.00000
      0.00000
      0.00000
      0.00000
      0.00000
********************************
Channel        40
      0.00000
      0.00000
      0.00000
      0.00000
      0.00000
      0.00000
      0.00000
      0.00000
      0.00000
      0.00000
      0.00000
      0.00000
      0.00000
      0.00000
      0.00000
      0.00000
      0.00000
      0.00000
      0.00000
      0.00000
      0.00000
      0.00000
      0.00000
      0.00000
      0.00000
      0.00000
      0.00000
      0.00000
      0.00000
      0.00000
      0.00000
      0.00000
      0.00000
      0.00000
      0.00000
      0.00000
      0.00000
      0.00000
      0.00000
      0.00000
      0.00000
      0.00000
      0.00000
      0.00000
      0.00000
      0.00000
      0.00000
      0.00000
```

0.00000
0.00000
0.00000
0.00000
0.00000
0.00000
0.00000
0.00000
0.00000
0.00000
0.00000
0.00000
0.00000
0.00000
0.00000
0.00000
****
Channel 41
0.00000
0.00000
0.00000
0.00000
0.00000
0.00000
0.00000
0.00000
0.00000
0.00000
0.00000
0.00000
0.00000
0.00000
0.00000
0.00000
0.00000
0.00000
0.00000
0.00000
0.00000
0.00000
0.00000
0.00000
0.00000
0.00000
0.00000
0.00000
0.00000
0.00000
0.00000
0.00000
0.00000
0.00000
0.00000
0.00000
0.00000
0.00000
0.00000
0.00000
0.00000
0.00000
0.00000
0.00000
0.00000
0.00000

0.00000
0.00000
0.00000
0.00000
0.00000
0.00000
0.00000
0.00000
0.00000
0.00000
0.00000
0.00000
0.00000
0.00000
0.00000
0.00000
0.00000
****
Channel 42
0.00000
0.00000
0.00000
0.00000
0.00000
0.00000
0.00000
0.00000
2.02782e-07
0.00000
6.40364e-08
1.60091e-07
2.05450e-07
0.00000
0.00000
0.00000
3.70878e-07
6.67046e-07
.67046e-07
.71105e-07
7.25746e-07
4.48255e-07
7.68437e-07
0.00000
0.00000
0.00000
0.00000
0.00000
0.00000
0.00000
0.00000
0.00000
0.00000
1.04326e-06
5.04287e-07
2.46540e-06
8.32474e-07
2.07051e-06
1.57690e-06
6.21687e-07
0.000400348
1.00000
0.00421092
0.000814039

0.000291614
0.000200666
0.000114907
0.000100312
0.00000
0.00000
0.00000
0.00000
0.00000
0.00000
0.00000
0.00000
0.00000
0.00000
0.00000
0.00000
0.00000
0.00000
0.00000
* ******************************
Channel 43
0.00000
0.00000
0.00000
0.00000
0.00000
0.00000
0.00000
0.00000
2.36729e-07
0.00000
7.43219e-08
0.00000
3.82620e-07
0.00000
4.95479e-08
3.57846e-08
0.00000
.00747e-06
1.67912e-07
2.69761e-07
7.73498e-07
3.38577e-07
1.08180e-06
2.78019e-07
0.00000
0.00000
0.00000
0.00000
0.00000
0.00000
0.00000
0.00000
2.31224e-06
3.30870e-06
1.45891e-06
2.31224e-06
5.91822e-07
3.57296e-06
3.20410e-06
2.51869e-06
0.000487867
0.00111852

```
     1.00000
   0.00155219
  0.000467928
  0.000322474
  0.000136096
  0.000117883
      0.00000
      0.00000
      0.00000
      0.00000
      0.00000
      0.00000
      0.00000
      0.00000
      0.00000
      0.00000
      0.00000
      0.00000
      0.00000
      0.00000
**********
Channel       44
      0.00000
      0.00000
      0.00000
      0.00000
      0.00000
      0.00000
      0.00000
      0.00000
  5.13321e-09
  3.59325e-08
  3.59325e-08
      0.00000
  2.18162e-07
  4.87655e-08
      0.00000
    .18650e-08
      0.00000
  1.01638e-06
  9.75310e-08
      0.00000
  6.00586e-07
  5.62087e-07
      0.00000
  7.95648e-07
      0.00000
  3.82424e-07
  1.50146e-06
  1.23710e-06
  2.38694e-07
  2.72060e-07
  5.77486e-07
      0.00000
  9.44511e-07
  1.44500e-06
  1.16011e-06
  2.36898e-06
  1.58103e-06
  2.89257e-06
  3.22879e-06
  3.51625e-07
```

0.000593030
0.000600741
0.00153751
1.00000
0.00107263
0.000395392
0.000174095
0.000150512
0.00000
0.00000
0.00000
0.00000
0.00000
0.00000
0.00000
0.00000
0.00000
0.00000
0.00000
0.00000
0.00000
0.00000
****
Channel 45
0.00000
0.00000
0.00000
0.00000
0.00000
0.00000
0.00000
0.00000
1.72725e-07
2.00843e-08
0.00000
2.16910e-07
2.24944e-07
1.82023e-08
0.00000
0.00000
0.00000
7.59187e-07
1.35770e-06
4.01686e-08
6.82866e-08
1.48624e-07
0.00000
1.08857e-06
1.40188e-06
2.12090e-06
3.21349e-06
0.00000
1.15284e-06
0.00000
2.39003e-06
0.00000
1.94416e-06
1.32958e-06
8.35507e-07
4.57922e-06
1.22916e-06
3.23759e-06

2.73146e-06
2.81180e-06
0.00000
0.00000
0.00000
0.000132026
1.00000
0.00141990
0.00000
0.00000
0.00000
0.00000
0.00000
0.00000
0.00000
0.00000
0.00000
0.00000
0.00000
0.00000
0.00000
0.00000
0.00000
0.00000
****
Channel 46
0.00000
0.00000
0.00000
0.00000
0.00000
0.00000
0.00000
0.00000
0.00000
0.00000
0.00000
?.35706e-08
..95215e-08
1.56663e-07
8.57914e-08
0.00000
0.00000
0.00000
1.76432e-06
9.43706e-07
3.31976e-07
0.00000
0.00000
0.00000
0.00000
0.00000
1.34655e-06
1.99931e-06
9.58626e-07
8.80295e-07
1.43607e-06
1.16378e-06
0.00000
1.96201e-06
2.20447e-06
1.46964e-06
3.98744e-06

```
     0.00000
  3.33095e-06
  3.63681e-06
  1.80162e-06
     0.00000
     0.00000
     0.00000
     0.00000
  0.000782243
     1.00000
  0.000129060
     0.00000
  0.000258020
  9.33579e-05
     0.00000
  1.91744e-05
     0.00000
     0.00000
     0.00000
  ?.71231e-05
   .69238e-05
  7.55468e-05
  0.000123622
     0.00000
     0.00000
  0.000154272
  3.72167e-05
     0.00000
**********************************
Channel       47
     0.00000
     0.00000
     0.00000
     0.00000
     0.00000
     0.00000
     0.00000
     0.00000
     0.00000
     0.00000
     0.00000
     0.00000
     0.00000
     0.00000
     0.00000
     0.00000
   0.0414027
   0.0412938
   0.0412136
   0.0411954
   0.0411663
   0.0413067
   0.0413591
   0.0364925
   0.0554398
    0.189707
   0.0555027
   0.0554702
   0.0557346
   0.0564705
   0.0569257
   0.0498118
    0.119474
    0.119419
```

0.119458
0.119494
0.119799
0.119807
0.119655
0.103080
0.648071
0.697194
0.724235
0.715773
0.699948
0.845802
1.00000
0.585222
0.00000
0.00000
0.00000
0.00000
0.00000
0.00000
0.00000
0.00000
0.00000
0.00000
0.00000
0.00000
0.00000
0.00000
0.00000
****
Channel 48
3.68320e-06
1.33747e-06
1.09056e-06
2.73668e-06
0.00000
0.00000
0.00000
0.00000
1.79016e-06
0.00000
0.00000
6.99602e-07
3.60089e-06
5.34989e-07
6.17295e-07
0.00000
0.00000
0.00000
0.00000
0.00000
0.00000
0.00000
0.00000
0.00000
0.00000
9.25943e-07
1.42801e-05
2.88071e-07
0.00000
0.00000
0.00000
0.00000

5.34989e-06
1.85189e-07
5.28817e-06
1.61114e-05
5.20586e-06
2.36630e-06
3.78608e-06
3.76550e-06
0.00000
0.00000
0.00000
0.00000
0.00000
0.00000
0.000544331
1.00000
0.00000
0.000146114
0.000144643
0.00000
0.0154091
0.00738639
0.00000
6.82729e-05
8.95284e-05
0.00000
0.000414257
0.000124457
0.00000
0.000281446
0.000247093
0.00000
****
Channel 49
0.00000
0.00000
0.00000
0.00000
0.00000
0.00000
0.00000
0.00000
0.00000
0.00000
0.00000
0.00000
0.00000
0.00000
0.00000
0.00000
0.00000
0.00000
0.00000
0.00000
0.00000
0.00000
0.00000
0.00000
0.00000
0.00000
0.00000
0.00000
0.00000
0.00000

0.00000
0.00000
0.00000
0.00000
0.00000
0.00000
0.00000
0.00000
0.00000
0.00000
2.10467e-06
5.23914e-06
4.34157e-06
6.64622e-06
4.75631e-07
5.63046e-07
0.000195051
0.00000
1.00000
0.00426552
.000182375
7.72576e-06
0.000187251
0.00000
0.00000
0.00000
0.00298889
0.000500594
0.00000
6.20751e-05
0.000139524
0.000212170
0.000255664
0.000196145
****
Channel 50
0.00000
0.00000
0.00000
0.00000
0.00000
0.00000
0.00000
0.00000
0.00000
0.00000
0.00000
0.00000
0.00000
0.00000
0.00000
0.00000
0.00000
0.00000
0.00000
0.00000
0.00000
0.00000
0.00000
0.00000
0.00000
0.00000
0.00000
0.00000

```
      0.00000
      0.00000
      0.00000
      0.00000
      0.00000
      0.00000
      0.00000
      0.00000
      0.00000
      0.00000
      0.00000
      0.00000
      0.00000
      0.00000
      0.00000
      0.00000
      0.00000
      0.00000
      0.00000
      0.00000
   .000800906
      1.00000
  0.000366698
  0.000193948
  4.54276e-05
      0.00000
  8.80260e-06
      0.00000
  0.000192218
   0.00371430
      0.00000
      0.00000
  0.000174531
  0.000180420
  1.50891e-05
  0.000163174
*******************************
Channel        51
      0.00000
      0.00000
      0.00000
      0.00000
      0.00000
      0.00000
      0.00000
      0.00000
      0.00000
      0.00000
      0.00000
      0.00000
      0.00000
      0.00000
      0.00000
      0.00000
      0.00000
      0.00000
      0.00000
      0.00000
      0.00000
      0.00000
      0.00000
      0.00000
      0.00000
      0.00000
```

0.00000
0.00000
0.00000
0.00000
0.00000
0.00000
0.00000
0.00000
0.00000
0.00000
0.00000
0.00000
0.00000
0.00000
0.00000
0.00000
1.41464e-07
1.63595e-06
0.00000
0.00000
.000177682
0.00000
0.00000
0.000185789
1.00000
0.0136936
0.000257931
8.10916e-05
0.000121071
2.01300e-05
2.03689e-05
0.000570766
0.00456057
0.000115668
0.000280074
0.000291821
0.000244173
0.000178991
****
C nnel 52
4.46875e-07
1.43890e-07
0.00000
3.04070e-07
0.00000
1.23800e-07
0.00000
0.00000
0.00000
0.00000
0.00000
0.00000
0.00000
0.00000
0.00000
0.00000
0.00000
0.00000
0.00000
0.00000
0.00000
0.00000
0.00000
0.00000
0.00000

0.00000
0.00000
0.00000
0.00000
0.00000
0.00000
0.00000
0.00000
0.00000
0.00000
0.00000
0.00000
0.00000
0.00000
0.00000
0.00000
0.00000
0.00000
0.00000
0.00000
0.00000
3.08295e-06
0.00000
0.000627537
1.00000
0.000606694
6.30427e-05
9.53921e-05
0.00000
8.26503e-05
0.000479121
0.000286209
0.00541123
0.000355462
0.000353111
^.000192530
.000232078
****
Channel 53
0.00000
0.00000
0.00000
0.00000
0.00000
0.00000
0.00000
0.00000
0.00000
0.00000
6.04953e-07
0.00000
7.69201e-07
3.91919e-07
1.19364e-06
4.22817e-07
3.64273e-07
6.96021e-07
1.01964e-06
8.53764e-07
5.02501e-07
7.64322e-08
1.23105e-06

1.93195e-06
3.21829e-06
1.96772e-06
1.78233e-06
1.06355e-06
1.36114e-06
2.06530e-06
1.16437e-06
1.98724e-06
3.30122e-07
1.13835e-06
1.04728e-06
1.35952e-06
1.39530e-06
2.14498e-06
1.43595e-06
1.92869e-06
2.85564e-06
0.00000
1.68265e-05
.30626e-05
1.41326e-05
2.54747e-05
1.77731e-05
0.000142103
0.000205728
0.00000
0.000344522
0.000321928
0.00000
1.00000
0.399913
0.000563693
0.00000
0.00316741
0.00460651
0.00365034
0.00440994
0.0151470
0.00508283
0.00410597
0.00345352
****
Channel 54
3.67060e-07
3.01846e-07
0.00000
0.00000
1.36949e-07
2.87872e-07
1.85393e-07
2.69239e-07
1.01547e-07
9.96837e-08
0.00000
0.00000
2.47812e-07
3.63333e-08
1.11795e-07
3.06504e-07
3.05572e-07
3.97803e-07
4.75128e-07
5.85991e-07

```
  4.25752e-07
  6.63316e-07
  6.03692e-07
  2.59923e-07
  9.92179e-07
  1.10490e-06
  7.72316e-07
  6.49341e-07
  9.96837e-07
  9.79136e-07
  7.05239e-07
     0.00000
  1.14124e-06
  7.30393e-07
  7.78837e-07
  7.85358e-07
  8.04922e-07
  9.39076e-07
  9.93110e-07
  ?.94393e-07
     0.00000
     0.00000
     0.00000
     0.00000
     0.00000
     0.00000
     0.00000
     0.00000
     0.00000
     0.00000
  3.76622e-05
     0.00000
  0.000350919
     1.00000
   0.00211277
     0.00000
   0.00164670
   0.00255101
   0.00185877
   0.00231658
   0.00259666
    0.0122945
   0.00232055
   0.00185203
**********************************
Channel        55
     0.00000
     0.00000
     0.00000
     0.00000
     0.00000
     0.00000
     0.00000
     0.00000
  5.29040e-08
  1.93215e-07
  7.66725e-09
     0.00000
     0.00000
  3.82596e-07
  1.30343e-07
     0.00000
  4.43167e-07
  2.20050e-07
```

2.26184e-07
5.81945e-07
5.07572e-07
6.22581e-07
1.04121e-06
0.00000
4.10198e-07
8.40331e-07
4.74603e-07
6.22581e-07
8.08895e-07
6.33315e-07
5.34408e-07
0.00000
4.71536e-07
6.50950e-07
4.45467e-07
8.07362e-07
7.73626e-07
9.18863e-07
.09336e-07
0.00000
0.00000
0.00000
0.00000
0.00000
0.00000
0.00000
0.00000
0.00000
0.00000
5.98846e-05
0.000381710
0.00000
0.00000
0.00111210
1.00000
0.000658101
0.00123762
0.00195569
0.00141661
0.00141824
0.00192702
0.00236975
0.0131880
0.00148195
****
Channel 56
2.91262e-06
0.00000
1.32870e-06
0.00000
8.38542e-07
0.00000
0.00000
4.21297e-07
0.00000
4.73959e-07
9.11459e-07
0.00000
7.73727e-07
1.51505e-06
1.39757e-06
4.01042e-07

2.50347e-06
7.37269e-07
3.03820e-06
3.47975e-06
2.64121e-06
2.80324e-06
2.98959e-06
5.12037e-06
2.89641e-06
4.23727e-06
3.88484e-06
2.68171e-06
4.07118e-06
1.30035e-06
2.29688e-06
1.44132e-05
1.92419e-06
2.56829e-06
1.03704e-06
?.62848e-07
.86459e-06
2.28067e-06
3.60938e-06
0.00000
0.00000
0.00000
0.00000
0.00000
0.00000
0.00000
0.00000
0.00000
0.00000
0.00117811
0.000438826
0.00000
0.000703795
0.00329258
0.00744492
1.00000
0.00473838
0.00798869
0.00629256
0.00604558
0.00790881
0.00733140
0.00638008
0.0671878
****
Channel 57
2.61232e-06
2.61716e-07
1.66238e-06
0.00000
1.29404e-06
0.00000
0.00000
1.06140e-06
1.95803e-06
1.58484e-06
0.00000
0.00000
9.01467e-07
1.15834e-06

```
     0.00000
  1.89017e-07
  5.47666e-07
  2.57839e-06
  4.60427e-06
  3.46047e-06
  2.55416e-06
  2.06950e-06
  4.37648e-06
  8.01627e-06
  2.83526e-06
  2.76741e-06
  4.23593e-06
  3.42654e-06
  4.96776e-06
  4.12445e-06
  1.97257e-06
     0.00000
  4.43464e-06
  ?.00649e-06
   .79164e-06
  2.80133e-06
  3.43624e-06
  2.65594e-06
  3.61556e-06
  6.57199e-06
     0.00000
     0.00000
     0.00000
     0.00000
     0.00000
     0.00000
     0.00000
     0.00000
     0.00000
     0.00000
     0.00000
     0.00000
     0.00000
     0.00000
     0.00000
     0.00000
     1.00000
    0.124223
   0.00468677
   0.00511331
   0.00667618
   0.00530801
   0.00404647
   0.00460840
**********************************
Channel       58
  8.22824e-07
     0.00000
     0.00000
  3.87698e-06
  4.02429e-07
  8.04859e-07
     0.00000
     0.00000
  1.82890e-06
  1.58816e-06
  1.41928e-06
  3.88057e-07
```

```
  2.01215e-07
  1.30790e-06
      0.00000
  6.79100e-07
  7.07126e-06
  2.09120e-06
  6.46761e-07
  2.17024e-06
  1.06716e-06
  2.12713e-06
  2.11275e-06
  8.61989e-06
  2.65891e-06
  3.18350e-06
  2.43973e-06
  1.33664e-06
  3.17991e-06
  2.32115e-06
  1.51630e-06
      0.00000
   .29352e-06
  1.46959e-06
  2.35709e-06
  2.54393e-06
  2.08042e-06
  2.31038e-06
  3.18350e-06
  5.37531e-06
      0.00000
      0.00000
      0.00000
      0.00000
      0.00000
      0.00000
      0.00000
      0.00000
      0.00000
      0.00000
      0.00000
      0.00000
      0.00000
      0.00000
      0.00000
      0.00000
    0.00216871
       1.00000
    0.00274734
    0.00271622
    0.00282411
    0.00260081
    0.00232096
    0.00248762
**********************************
Channel        59
      0.00000
      0.00000
      0.00000
      0.00000
      0.00000
      0.00000
      0.00000
      0.00000
  7.30519e-07
  4.20602e-07
```

```
     0.00000
     0.00000
  6.11533e-07
  1.03490e-06
     0.00000
     0.00000
  3.12684e-07
     0.00000
     0.00000
  5.64492e-07
     0.00000
  5.72793e-07
  5.61725e-07
  4.61832e-06
  5.25752e-07
  1.95358e-06
  1.33928e-06
  4.06766e-07
  1.99232e-06
  7.19450e-08
     0.00000
     0.00000
  2.35205e-07
  3.43122e-07
  1.81523e-06
  9.90628e-07
  2.25243e-06
  2.11131e-06
  1.92591e-06
  1.51085e-06
     0.00000
     0.00000
     0.00000
     0.00000
     0.00000
     0.00000
     0.00000
     0.00000
     0.00000
     0.00000
     0.00000
     0.00000
     0.00000
     0.00000
     0.00000
     0.00000
     0.00000
     0.00000
  0.000178505
     1.00000
     0.00000
  3.98896e-05
     0.00000
     0.00000
     0.00000
**********
Channel       60
     0.00000
     0.00000
     0.00000
     0.00000
     0.00000
     0.00000
     0.00000
     0.00000
```

```
     0.00000
     0.00000
     0.00000
     0.00000
     0.00000
     0.00000
     0.00000
     0.00000
  6.71055e-07
  5.22521e-07
  8.75289e-07
  1.12461e-06
  1.27845e-06
     0.00000
  1.38720e-06
  5.92544e-06
  6.36574e-07
     0.00000
     0.00000
  9.46904e-07
   .49836e-07
  7.71846e-07
     0.00000
     0.00000
  4.90692e-07
  5.94135e-07
  2.14844e-07
     0.00000
  5.01302e-07
  1.67896e-06
  6.39226e-07
  1.87259e-06
     0.00000
     0.00000
     0.00000
     0.00000
     0.00000
     0.00000
     0.00000
     0.00000
     0.00000
     0.00000
     0.00000
     0.00000
     0.00000
     0.00000
     0.00000
     0.00000
     0.00000
     0.00000
     0.00000
     1.00000
    0.263955
     0.00000
     0.00000
     0.00000
**********************************
Channel       61
  1.03143e-06
  3.72024e-07
  7.04680e-07
  3.22814e-07
     0.00000
     0.00000
```

```
     0.00000
     0.00000
     0.00000
     0.00000
     0.00000
     0.00000
     0.00000
     0.00000
     0.00000
     0.00000
  3.30688e-07
     0.00000
     0.00000
  1.06096e-06
  1.13575e-06
     0.00000
  3.50371e-07
  2.00578e-06
  4.92095e-08
  9.56632e-07
   .88545e-07
  7.42079e-07
  2.65731e-07
  3.95644e-07
  3.34624e-08
  1.58061e-06
     0.00000
  1.09048e-06
  7.49953e-07
  5.86577e-07
  4.60601e-07
  2.02743e-07
  4.54696e-07
  9.76316e-07
     0.00000
     0.00000
     0.00000
     0.00000
     0.00000
     0.00000
     0.00000
     0.00000
     0.00000
     0.00000
     0.00000
     0.00000
     0.00000
     0.00000
     0.00000
     0.00000
     0.00000
     0.00000
     0.00000
     0.00000
     0.00000
     1.00000
     0.00000
     0.00000
     0.00000
**********************************
Channel        62
     0.00000
     0.00000
     0.00000
     0.00000
```

```
     0.00000
     0.00000
     0.00000
     0.00000
  2.01873e-07
  9.52659e-08
  4.64988e-07
     0.00000
  4.10551e-07
  4.28697e-07
     0.00000
  4.96744e-07
  4.94475e-07
  2.99407e-07
  7.93883e-08
  1.71025e-06
  2.76725e-07
  1.97337e-07
     0.00000
     0.00000
   .62918e-07
  1.02297e-06
  2.58579e-07
  8.89149e-07
  7.25835e-07
  1.06834e-06
  9.79878e-07
  1.00483e-06
  6.80471e-07
  1.06380e-06
  7.16763e-07
  3.69722e-07
  8.82344e-07
  8.34711e-07
  1.83727e-07
  1.78283e-06
     0.00000
     0.00000
     0.00000
     0.00000
     0.00000
     0.00000
     0.00000
     0.00000
     0.00000
     0.00000
     0.00000
     0.00000
     0.00000
     0.00000
     0.00000
     0.00000
     0.00000
     0.00000
     0.00000
     0.00000
     0.00000
     0.00000
     0.00000
     0.00000
     1.00000
    0.0697356
     0.00000
**********************************
Channel       63
     0.00000
     0.00000
```

```
      0.00000
      0.00000
      0.00000
      0.00000
      0.00000
      0.00000
      0.00000
      0.00000
      0.00000
      0.00000
      0.00000
      0.00000
      0.00000
      0.00000
      0.00000
      0.00000
      0.00000
      0.00000
      0.00000
      0.00000
      0.00000
      0.00000
      0.00000
      0.00000
      0.00000
  2.94958e-08
  3.19091e-07
  1.26564e-06
  1.31390e-06
      0.00000
  8.23201e-07
  1.97890e-06
  1.07258e-07
  3.72720e-07
  2.84232e-07
  1.68931e-07
  1.17715e-06
      0.00000
  2.03789e-07
  2.37575e-06
      0.00000
      0.00000
      0.00000
      0.00000
      0.00000
      0.00000
      0.00000
      0.00000
      0.00000
      0.00000
      0.00000
      0.00000
      0.00000
      0.00000
      0.00000
      0.00000
      0.00000
      0.00000
      0.00000
      0.00000
      0.00000
      0.00000
      0.00000
      0.00000
      1.00000
      0.00000
*********************************
Channel        64
```

0.00000
0.00000
0.00000
0.00000
0.00000
0.00000
0.00000
0.00000
0.00000
0.00000
0.00000
0.00000
0.00000
0.00000
0.00000
0.00000
0.00000
0.00000
0.00000
0.00000
0.00000
0.00000
0.00000
0.00000
1.55016e-06
1.31059e-06
0.00000
2.44502e-06
2.81847e-07
5.00278e-07
1.49379e-06
5.83423e-06
0.00000
2.88188e-06
0.00000
1.11330e-06
2.77619e-06
5.14371e-07
2.86075e-06
0.00000
0.00000
0.00000
0.00000
0.00000
0.00000
0.00000
0.00000
0.00000
0.00000
0.00000
0.00000
0.00000
0.00000
0.00000
0.00000
0.00000
0.00000
0.00000
0.00000
0.00000
0.00000
0.00000
0.00000
1.00000

Construct CORR directory

STEP	ACTION	RESULT	MARKER
Intro	Your name: Date:	DION OUDE LANSINK 5-9-'98	
	Setup a three-window configuration on your SUN.		See course descr.
Cnstr correction directory	`cd ~/DATA-DIR/CORR ; ls` If there isn't a subdirectory corresponding to the current date, then `mk_corr_dir <date>`, where `<date>` is formated as follows DDMMYY (where DD, MM and YY correspond to the current date, DD = day, MM = month, YY = year 98). What is the name of the new directory?	~/DATA-DIR/STRAY/1	Note: In window DATA-DIR (A)
Check	`ls -l <A>`		
	`etalon.cal` present?	Y / N	
	`dead_bad.pix` present?	Y / N	
	`stray.data` present?	Y / N	
	`wl.data` present?	Y / N	
	`ppg.cal` present?	Y / N	
Sign:	Name Date and time Signature	_____ _____ _____	

LOG SHEET SCHIAMACHY CALIBRATION		
Date/Time	**Description of action**	**Measurement directory**
5/9/98	M te Plate, PJ Nijsser, L v/d Spek.	
	Proceedings straylight measurements.	
	Measurement 2 : Dark current time series	
	100 measurements ; shutter closed; DU ~	
	measurement finished at 6.15 AM 5/9/98.	
	(took about 9- hours)	
→	→ has to be analysed using trend facility in SOLAN	
	Measurement 3a :	
	Channel 182 , slits 2/2/4.	
	2 short formal test runs will be performed.	
	1 with 1 UV Super. 311 diffuser	
	1 without diffusers	
→	The configuration with the highest light intensity will be used in the formal run.	
	Channels 1-5 stable ± 1 Bu/sec	
	6 ± 5	
	7 changes few hundreds	
	8 n + n thousends	

Formal Run of Measurement

(Measurement ID) STRAY-UV-Vis

Request for Actual Status		(cross out entries that are not requested.)
Request for Modification	X	(fill in only entries to be modified)
Request for Run	X	(no entries = run based on actual default settings)

Scanner Positions

Azimuth	+45	deg ✓
Elevation	-45	deg

Timeline for each Data Acquisition Period during Measurement

	1	2	3	4	5	6	7	8	9	10
State ID	47	✓								
Repetitions	4									

State Parameters for States used in Timeline (State ID must be given)

Channel	PET [s] or H#	Co-Adding	PET [s] or H#	Co-Adding	PET [s] or H#	Co-Adding	PET [s] or H#	Co-Adding
1a	64	1						
1b	64	1						
2b	64	1						
2a	64	1						
3	16	4	✓					
4	2	32						
5	64	1						
6	16	4						
7	2	32						
8	2	32						
State ID								

§16-7
~~[illegible]~~
Slots don't matter :
2/2/4

Stimuli Settings for Existing Blocks in Measurement

1	1	0.0	128.5	close	1 start	300	300	0	1	DU1	50
2	1	0.0	128.5	close	1 start	300	300	0	1	DU1	8
3	1	0.0	128.5	close	1 start	300	300	0	1	DU1	3
4	1	0.0	128.5	close	1 start	300	300	0	1	DU1	3
5	1	0.0	128.5	close	1 start	300	300	0	1	DU1	3
6	1	0.0	128.5	close	1 start	300	300	0	1	DU1	3
7	1	0.0	128.5	close	1 start	300	400	1	1	DU~	3
8	1	0.0	128.5	close	1 start	400	400	0	1	DU1	3

Measu

			Date	Signature
Test Purpose				
Remark	UID 26	Issued	4-9	[signature]
Data Directory	0247_18.11.37_STRAY_UV_VIS	< Performed	4.9.	[signature]

STEP	ACTION	RESULT	MARKER
Intro	Your name: Date:	PJ Nyssen 04 09 98	
	What's the name of the (main) data input files that you want to store on the SUN named `scia6`?	scia-04091998-18161160.dat (A)	
	Setup a three-window configuration on your SUN.		See course descr.
Do Transfer	Be sure that you are in the directory you want your files in ftp <internet-address>, where you can find the address of the PC in the file `/etc/hosts` (entry: cdwpc). The address will also be next to you on paper (most probably). When asked for user, fill in: `anonymous`, when asked for an email address, fill in your email address on TPD. Set in binary: `binary` `mget *` (and return `y` to every file). `bye`		In DATA-DIR window In DATA window Approx. 140 kB

Sign: Name / Date and time / Signature

PJ Nyssen
04 09 98 16 04

STEP	ACTION	RESULT	MARKER
Intro	Your name: Date:	PD 040998	
	What's the name of the (main) data input files generated by the EGSE? `(*.dat)`	scia-040919980616160 dat _____ (A)	
	Setup a three-window configuration on your SUN.		see course descr.
Cnstr directory	`cd ~/DATA-DIR/STRAY-UV-I/ ;` `ls -l`		Note: In window DATA-DIR
	highest number in directory?	: 5 (B)	
	New directory: `mkdir <B+1>` `ls -l`		
	What's now the highest number in directory?	6 (C)	
	<C> should be <B> + 1	(Y) / N	
	directory name is:	~/DATA-DIR/STRAY-UV-I/<C>	(DIR-NAME)
Copy data	See Analysis sheet: Transfer Data File	(Y) / N	In DATA-DIR window
Cnstr EGSE_LTF	`cal_raw2ltf .` (Error messages are not necessarily fatal; check with SOLAN --in solan window-- whether output file is okay: there should be a signal present, and `dremark1` labels should be filled)		Note: In window DATA-DIR; ***don't forget the dot !!!;*** *May take more than 15 mins.*
	`ls -l *.egse_ltf`		

What's the name of the egse_ltf file _____ (D)

<D> should be <A>.egse_ltf Y / N

Cnstr CAL files: idl run_fastaverscia (and select file <D> when asked) — Note: In window IDL

Check CAL files — In DATA-DIR Window

Dark files:

ls -l *du*.cal

size: _____ — should be approx 150Kb

Monochromator ouput:

ls -l *mu<lambda>*.avg.cal (where lambda is a wavelength indicator)

size: _____ — should be approx 150Kb

lambda ranges from: _____

to: _____

Note: all files should be present, if not:

(a) Check file <D> using SOLAN and check whether dremark1 labels are present.

(b) Check if enough disk space is available (Unix command df -k | more).

Print postscript

Pick a `*.m*<lambda>.avg.cal` file.

```
lpr -P<printer> *.avg.cal.ps
```

Contents dark file `*du.avg.cal.ps` should be approx. constant within channels: Y / N

Contents of a file *mu<lambda>.avg.cal.ps should contain a peak signal in corresponding channel (cannot be seen in channels 7 and 8): Y / N

Contents of *mu<lambda>.rel_std.cal.ps files should be smaller than 0.01 (pixel 300 - - 800) for all channels. Y / N
If not, value is: _____

Add postscript images to logbook, done Y / N

Print logfiles

```
lpr -P<printer> *.log
```

Add logfiles to logbook, done Y / N

Back up	Create 3 sets of backup CDs of directory <DIR-NAME> (One CD has a capacity of 600 Mbytes, the UNIX command `/usr/bin/du -k .` gives the number of kilo bytes in the current directory). Name of backup CDs	_____	See analysis sheet BackUp

Sign:	Name	_____
	Date and time	_____
	Signature	_____

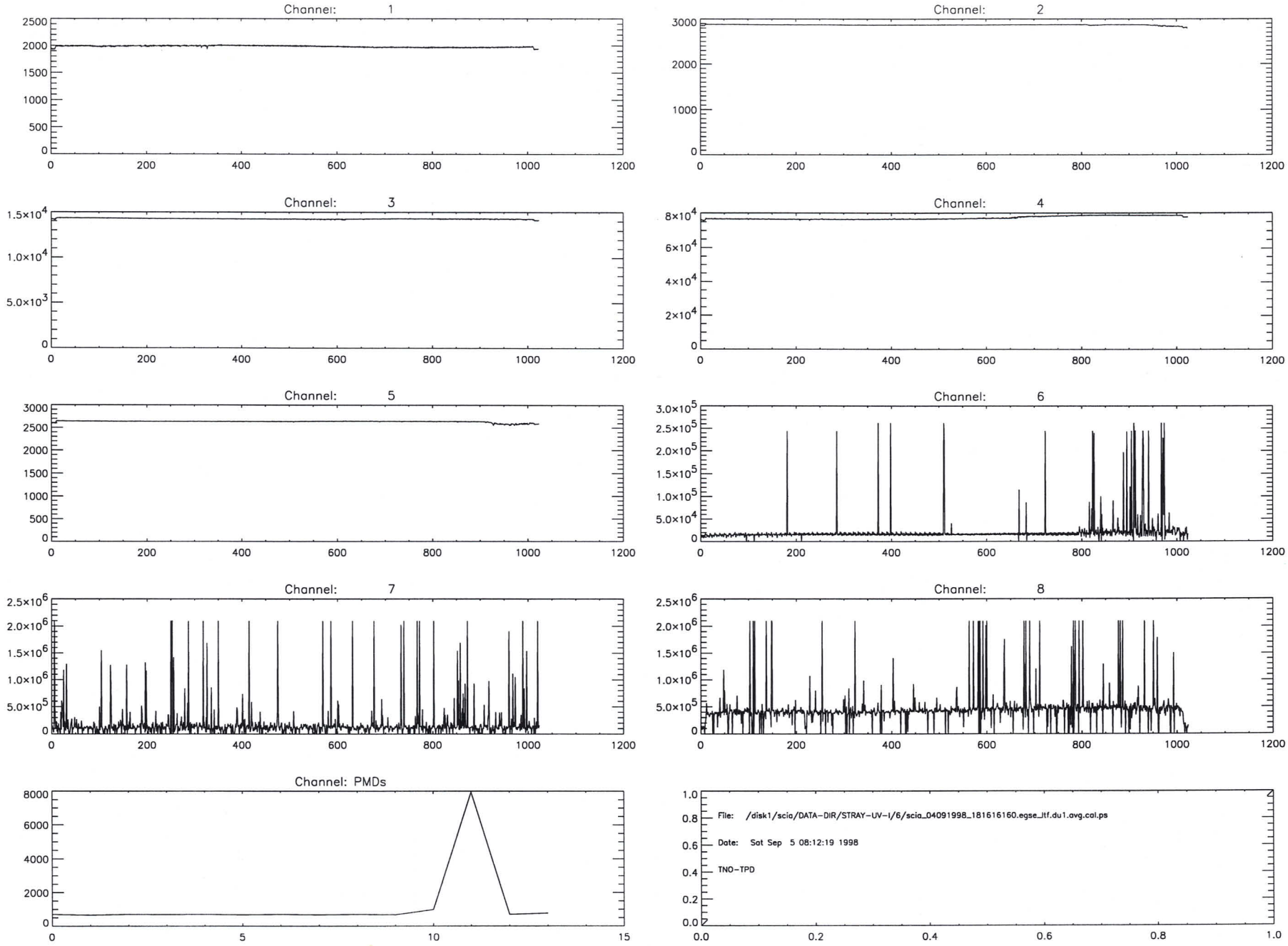
Channel: 1
Channel: 2
Channel: 3
Channel: 4
Channel: 5
Channel: 6
Channel: 7
Channel: 8
Channel: PMDs
File: /disk1/scia/DATA-DIR/STRAY-UV-1/6/scia_04091998_181616160.egse_ltf.du1.avg.cal.ps
Date: Sat Sep 5 08:12:19 1998
TNO-TPD

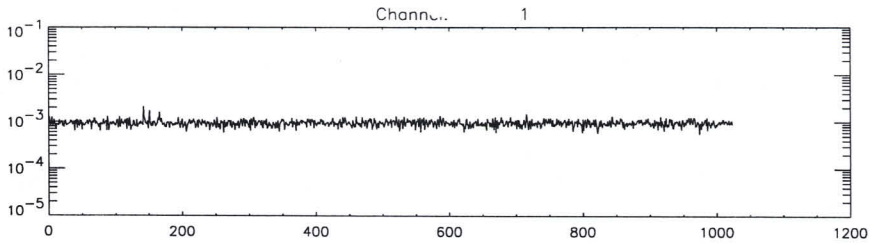
Channel: 1

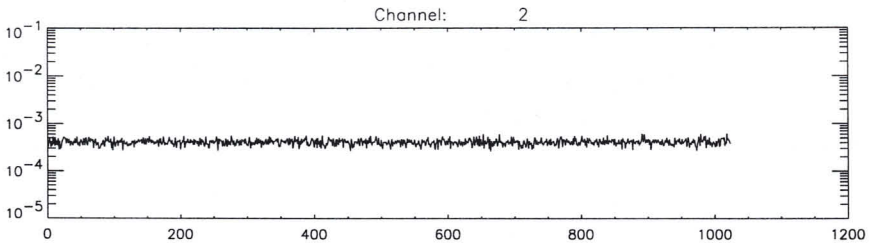
Channel: 2

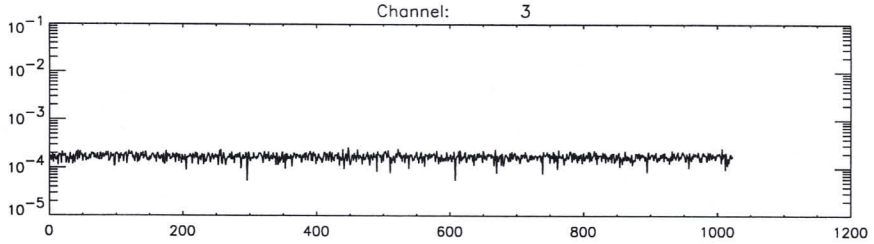
Channel: 3

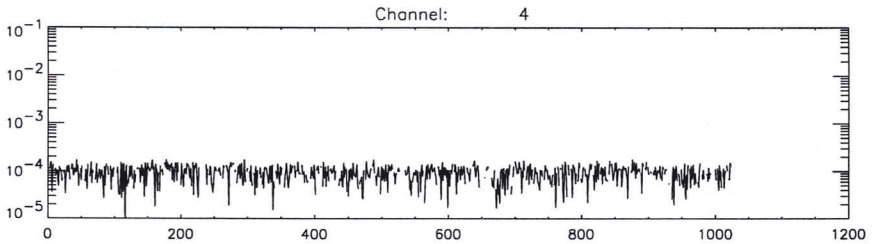
Channel: 4

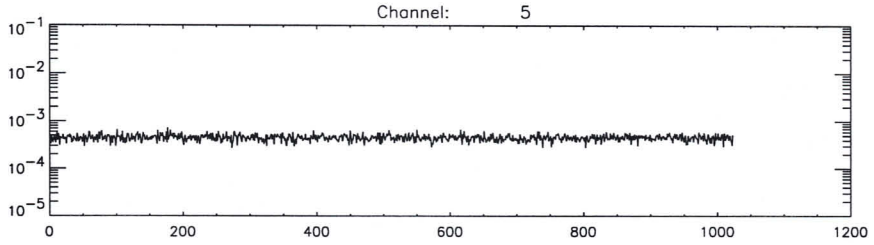
Channel: 5

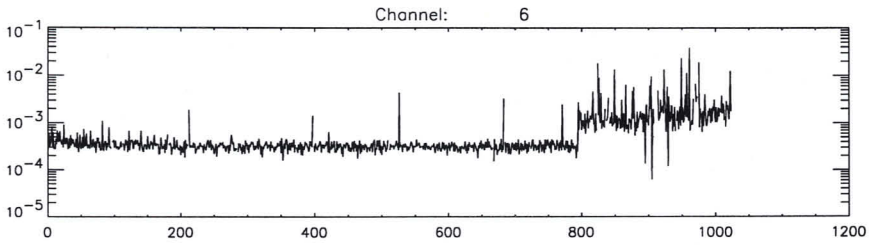
Channel: 6

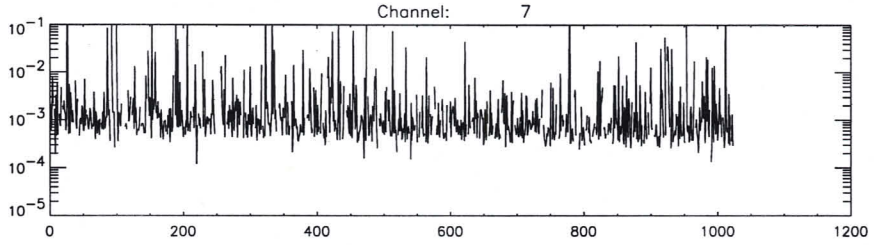
Channel: 7

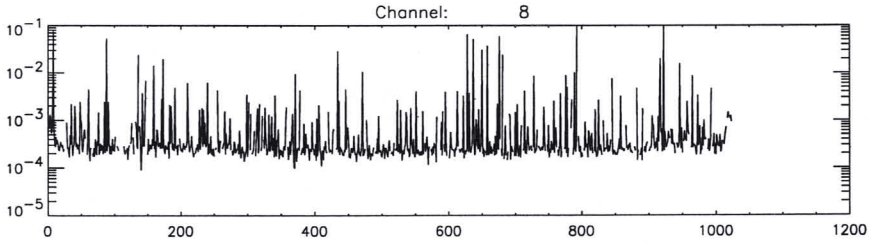
Channel: 8

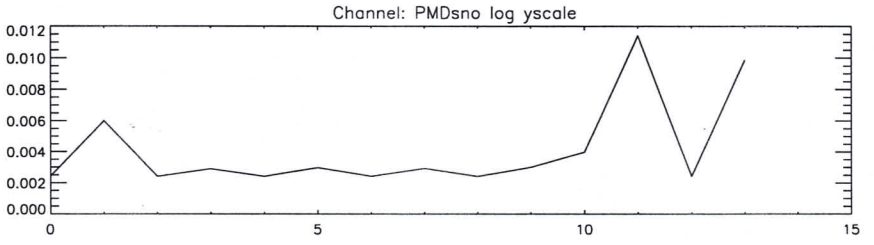
Channel: PMDsno log yscale

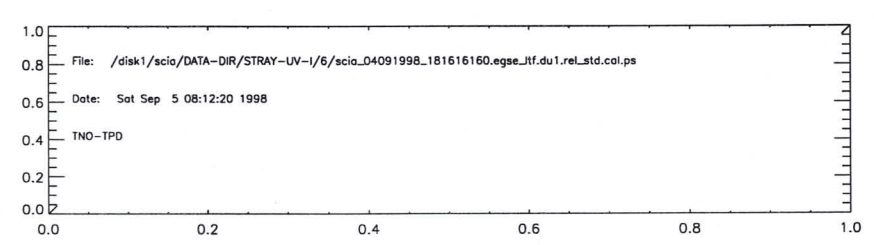
File: /disk1/scia/DATA-DIR/STRAY-UV-I/6/scia_04091998_181616160.egse_itf.du1.rel_std.col.ps
Date: Sat Sep 5 08:12:20 1998
TNO-TPD

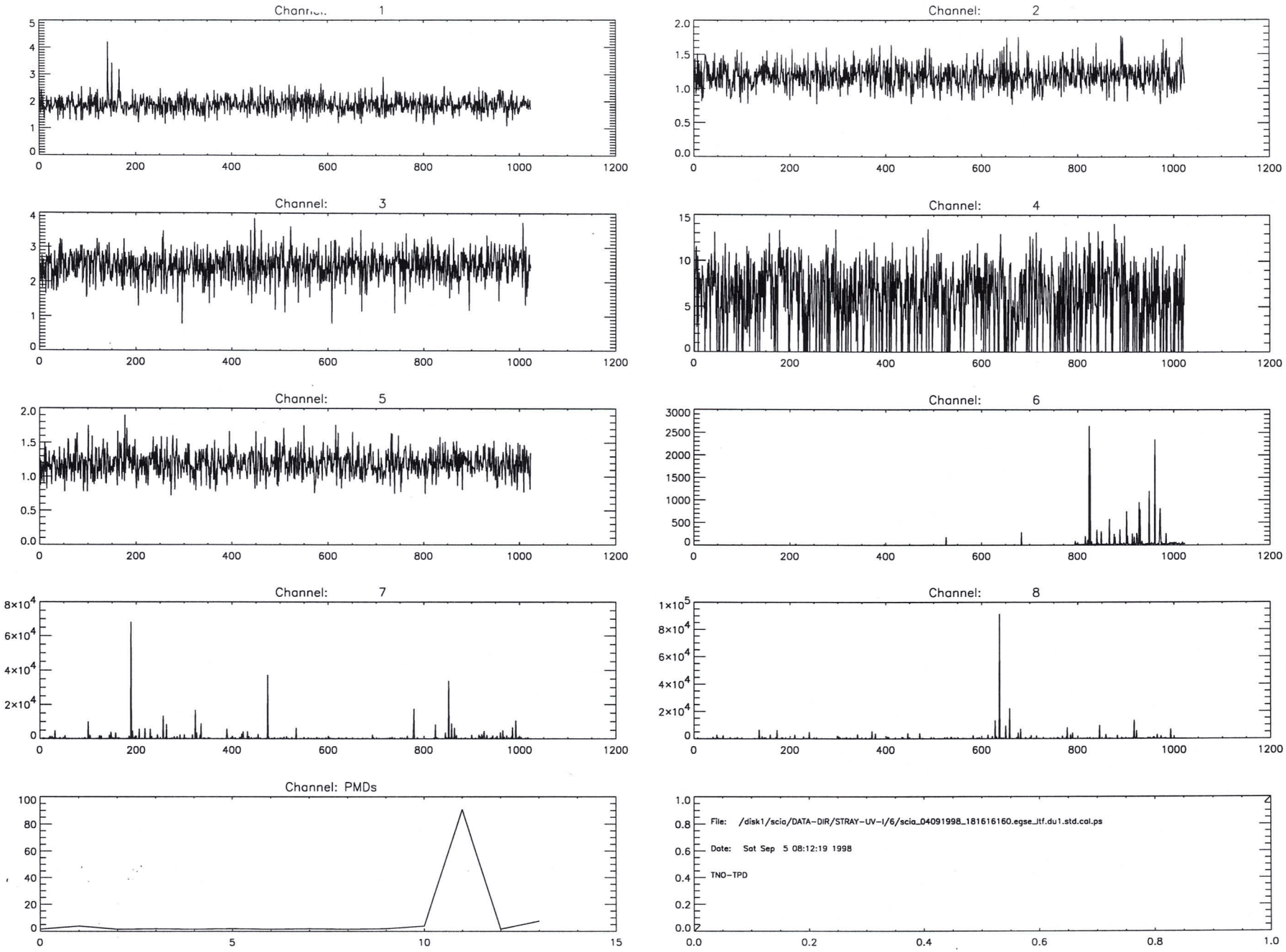
Channel: 1
Channel: 2
Channel: 3
Channel: 4
Channel: 5
Channel: 6
Channel: 7
Channel: 8
Channel: PMDs
File: /disk1/scia/DATA-DIR/STRAY-UV-1/6/scia_04091998_181616160.egse_itf.du1.std.cal.ps
Date: Sat Sep 5 08:12:19 1998
TNO-TPD

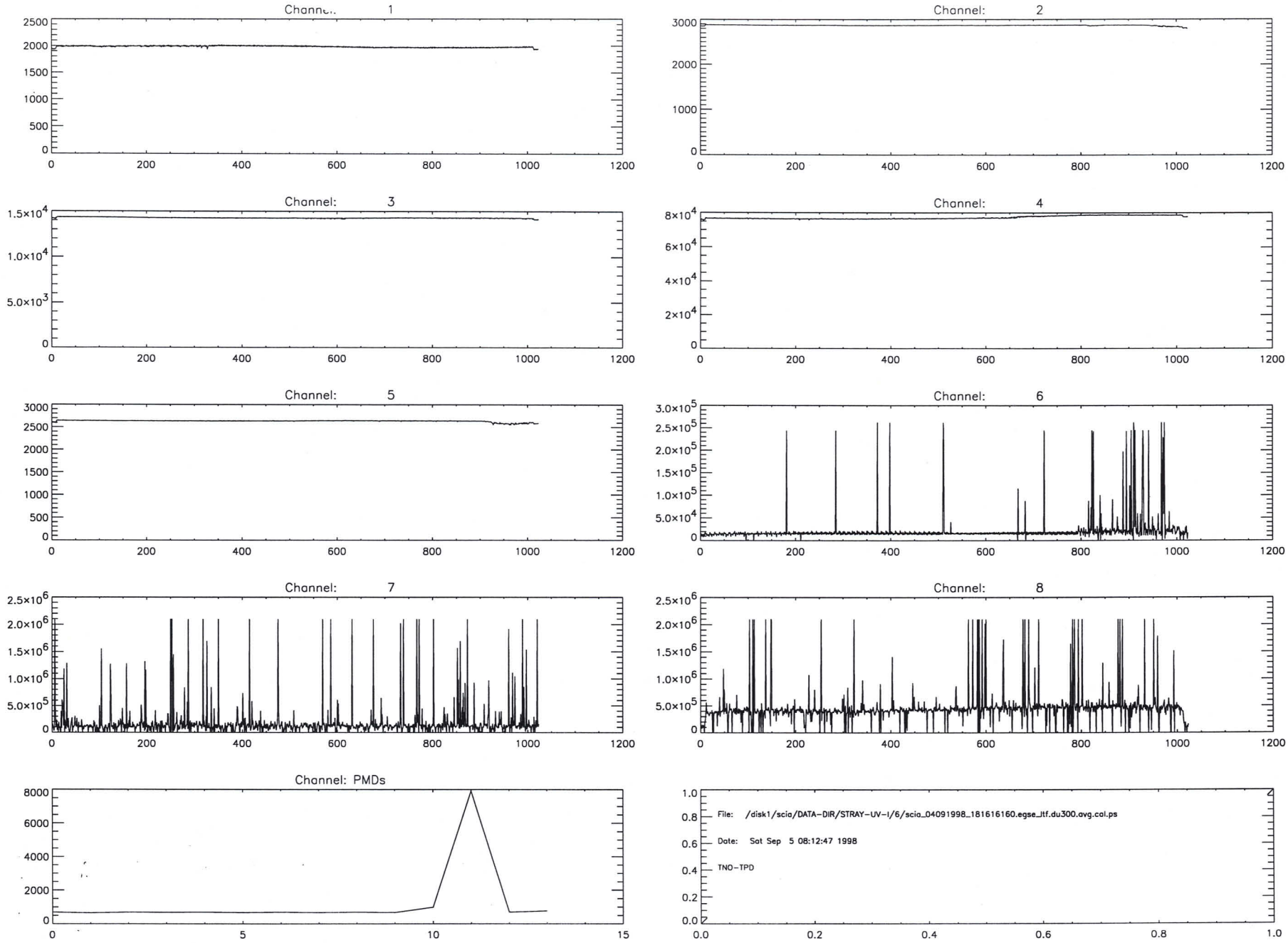
Channel: 1
Channel: 2
Channel: 3
Channel: 4
Channel: 5
Channel: 6
Channel: 7
Channel: 8
Channel: PMDs
File: /disk1/scia/DATA-DIR/STRAY-UV-1/6/scia_04091998_181616160.egse_ltf.du300.avg.cal.ps
Date: Sat Sep 5 08:12:47 1998
TNO-TPD

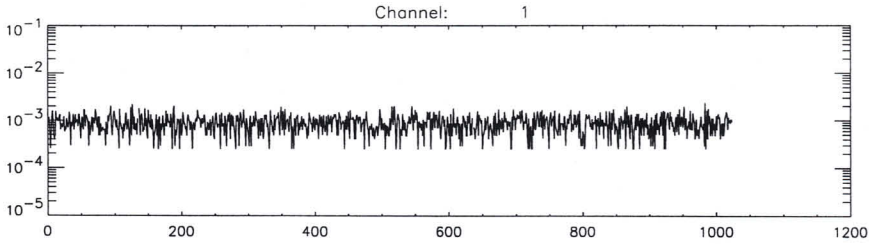
Channel: 1
10^{-1}
10^{-2}
10^{-3}
10^{-4}
10^{-5}
0
200
400
600
800
1000
1200

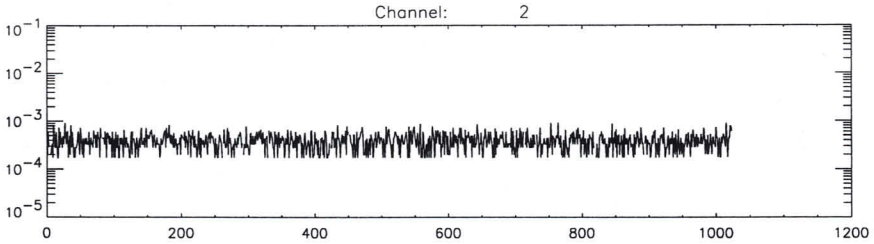
Channel: 2
10^{-1}
10^{-2}
10^{-3}
10^{-4}
10^{-5}
0
200
400
600
800
1000
1200

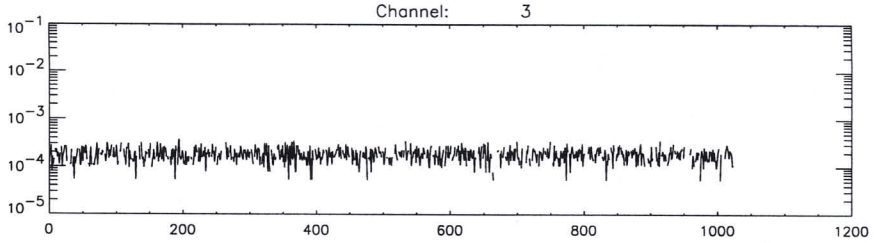
Channel: 3
10^{-1}
10^{-2}
10^{-3}
10^{-4}
10^{-5}
0
200
400
600
800
1000
1200

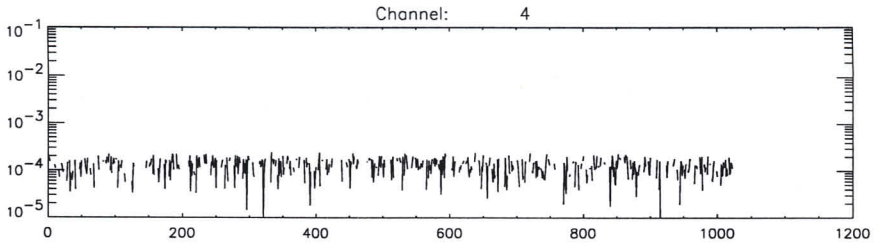
Channel: 4
10^{-1}
10^{-2}
10^{-3}
10^{-4}
10^{-5}
0
200
400
600
800
1000
1200

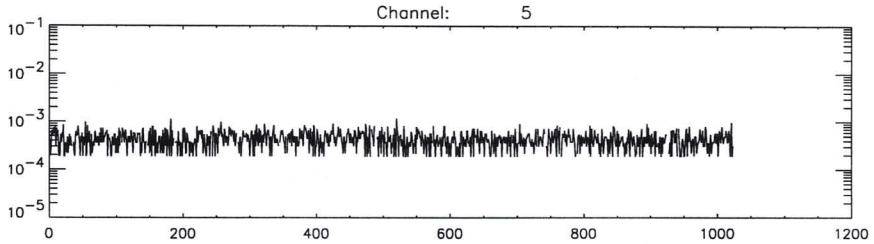
Channel: 5
10^{-1}
10^{-2}
10^{-3}
10^{-4}
10^{-5}
0
200
400
600
800
1000
1200

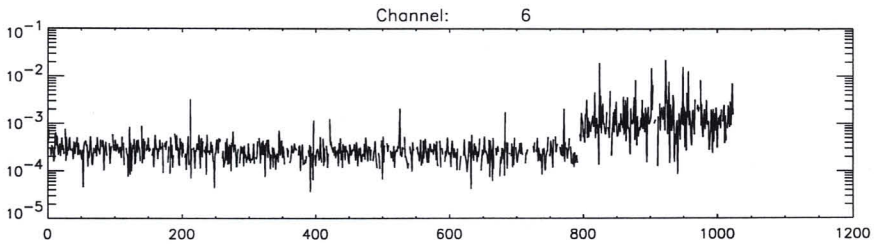
Channel: 6
10^{-1}
10^{-2}
10^{-3}
10^{-4}
10^{-5}
0
200
400
600
800
1000
1200

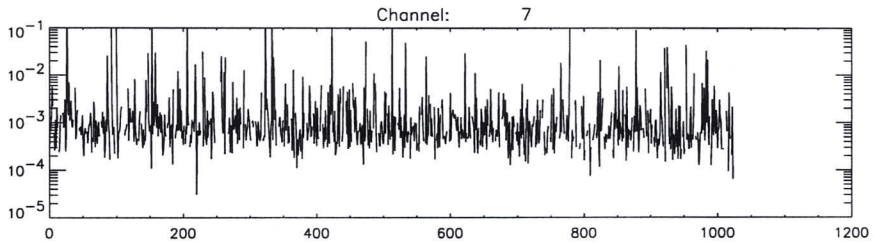
Channel: 7
10^{-1}
10^{-2}
10^{-3}
10^{-4}
10^{-5}
0
200
400
600
800
1000
1200

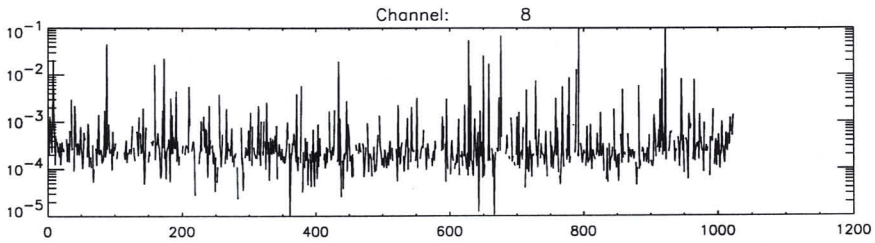
Channel: 8
10^{-1}
10^{-2}
10^{-3}
10^{-4}
10^{-5}
0
200
400
600
800
1000
1200

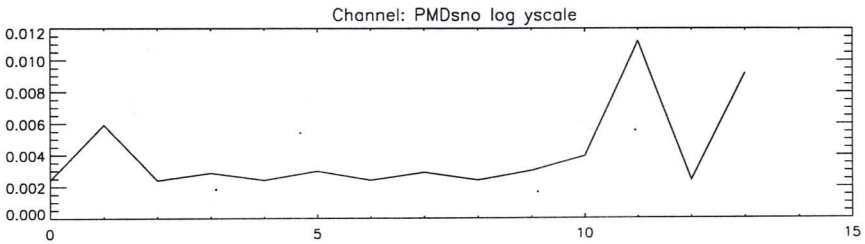
Channel: PMDsno log yscale
0.012
0.010
0.008
0.006
0.004
0.002
0.000
0
5
10
15

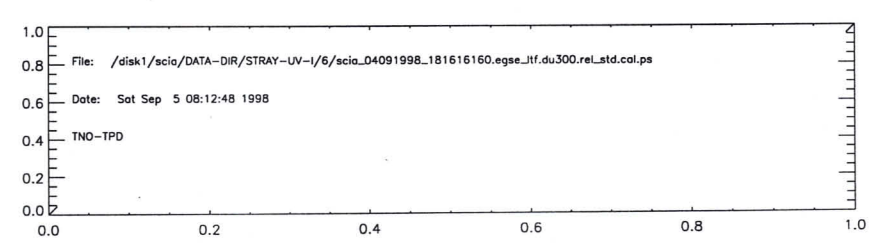
File: /disk1/scia/DATA-DIR/STRAY-UV-1/6/scia_04091998_181616160.egse_itf.du300.rel_std.cal.ps
Date: Sat Sep 5 08:12:48 1998
TNO-TPD
1.0
0.8
0.6
0.4
0.2
0.0
0.0
0.2
0.4
0.6
0.8
1.0

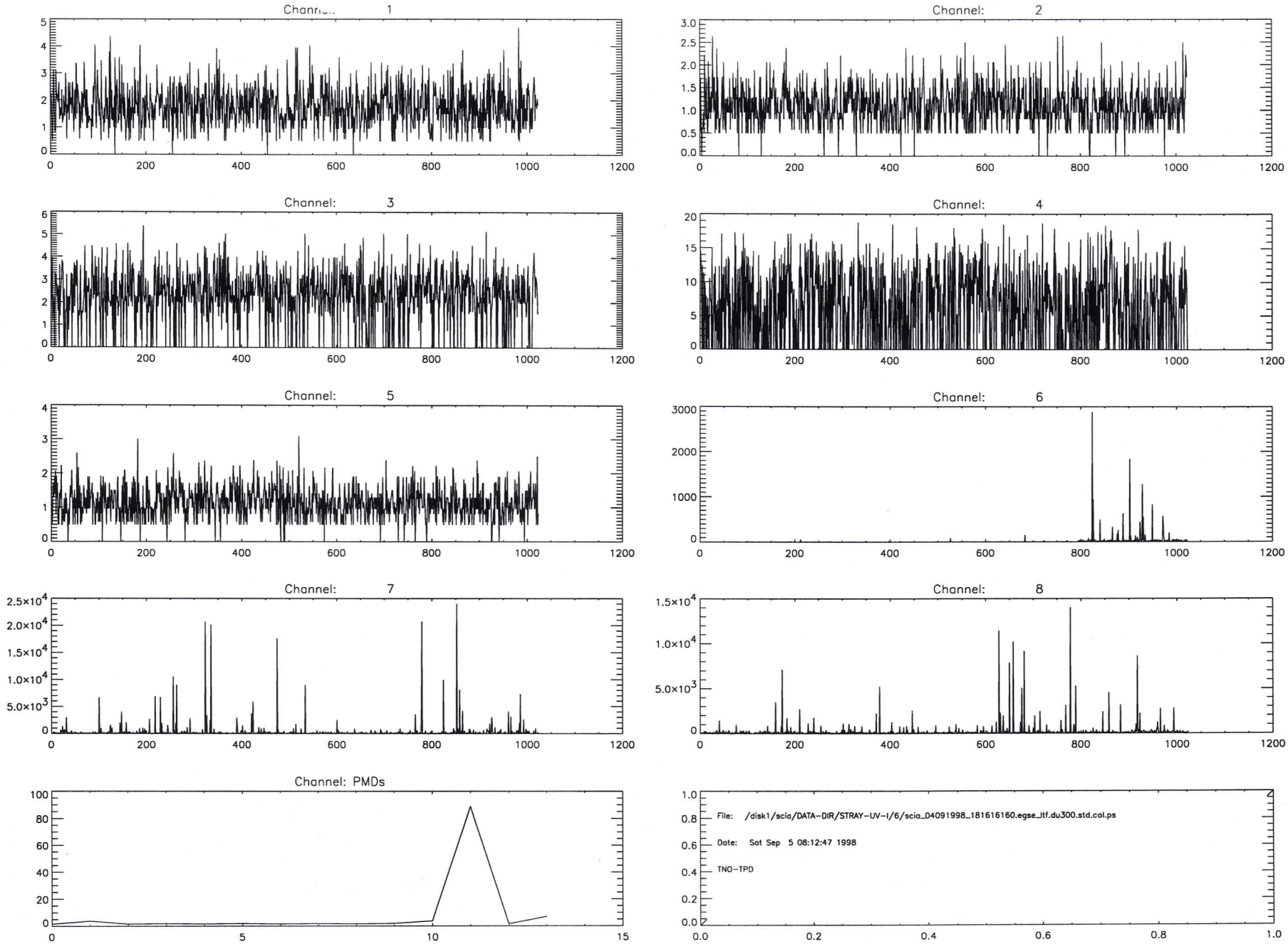
Channel: 1
Channel: 2
Channel: 3
Channel: 4
Channel: 5
Channel: 6
Channel: 7
Channel: 8
Channel: PMDs
File: /disk1/scia/DATA-DIR/STRAY-UV-I/6/scia_04091998_181616160.egse_itf.du300.std.cal.ps
Date: Sat Sep 5 08:12:47 1998
TNO-TPD

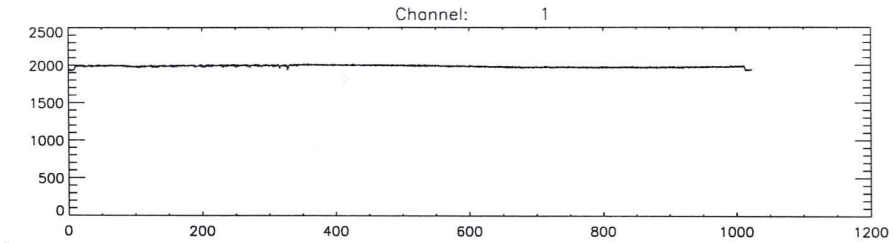
Channel: 1
2500
2000
1500
1000
500
0
0
200
400
600
800
1000
1200

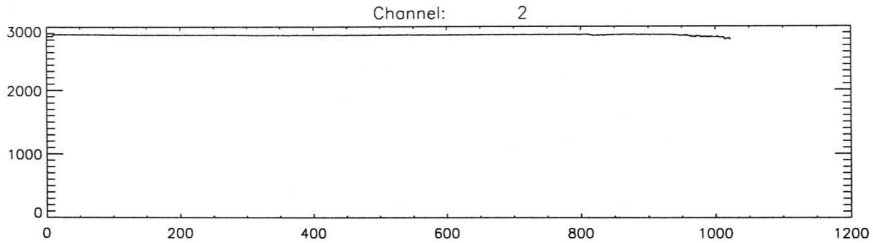
Channel: 2
3000
2000
1000
0
0
200
400
600
800
1000
1200

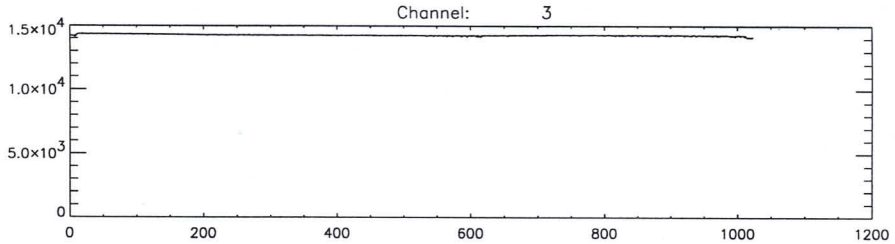
Channel: 3
1.5×10^4
1.0×10^4
5.0×10^3
0
0
200
400
600
800
1000
1200

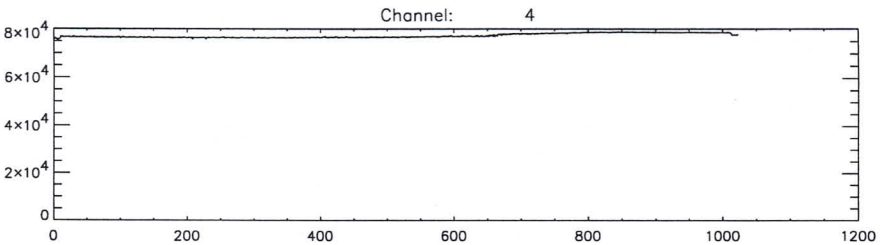
Channel: 4
8×10^4
6×10^4
4×10^4
2×10^4
0
0
200
400
600
800
1000
1200

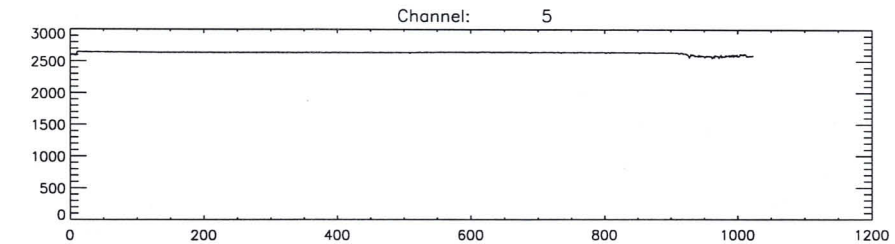
Channel: 5
3000
2500
2000
1500
1000
500
0
0
200
400
600
800
1000
1200

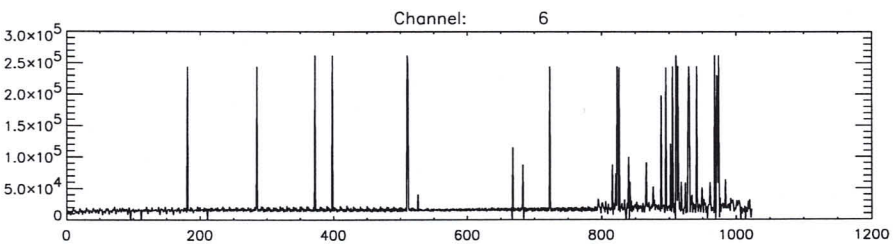
Channel: 6
3.0×10^5
2.5×10^5
2.0×10^5
1.5×10^5
1.0×10^5
5.0×10^4
0
0
200
400
600
800
1000
1200

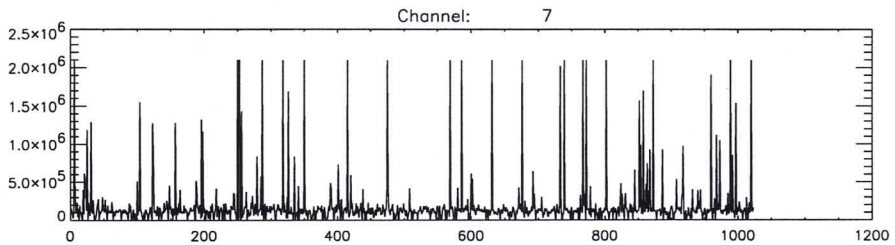
Channel: 7
2.5×10^6
2.0×10^6
1.5×10^6
1.0×10^6
5.0×10^5
0
0
200
400
600
800
1000
1200

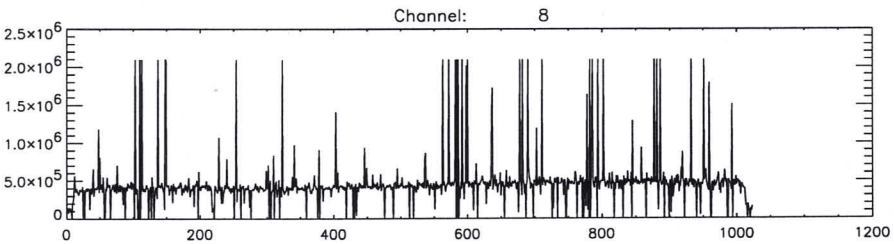
Channel: 8
2.5×10^6
2.0×10^6
1.5×10^6
1.0×10^6
5.0×10^5
0
0
200
400
600
800
1000
1200

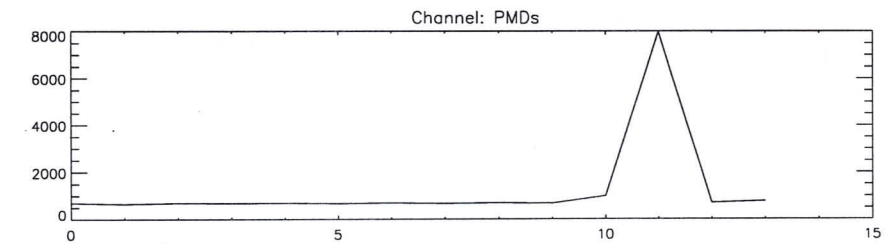
Channel: PMDs
8000
6000
4000
2000
0
0
5
10
15

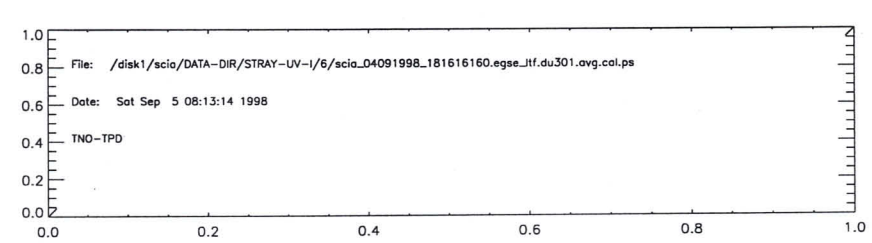
File: /disk1/scia/DATA-DIR/STRAY-UV-I/6/scia_04091998_181616160.egse_itf.du301.avg.cal.ps
Date: Sat Sep 5 08:13:14 1998
TNO-TPD
1.0
0.8
0.6
0.4
0.2
0.0
0.0
0.2
0.4
0.6
0.8
1.0

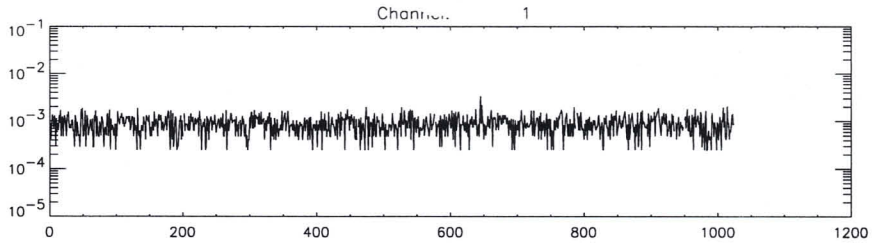
Channel: 1

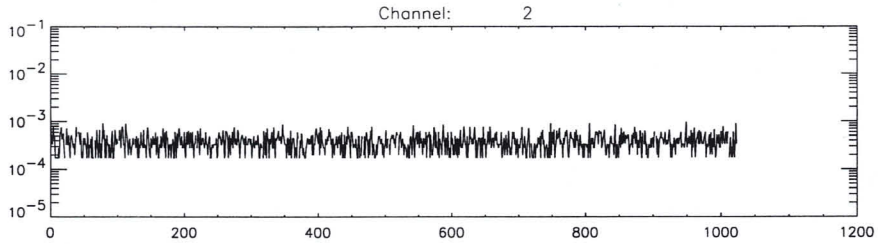
Channel: 2

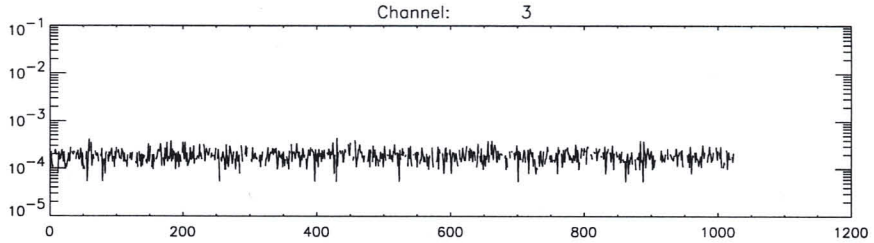
Channel: 3

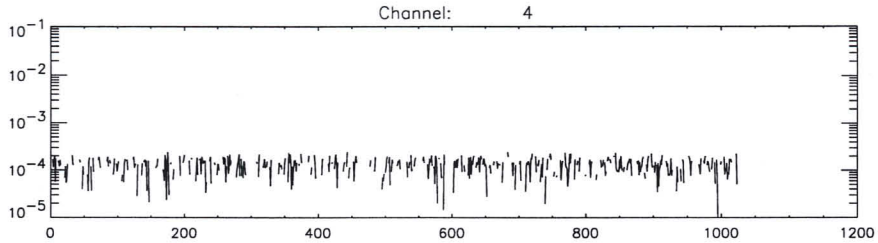
Channel: 4

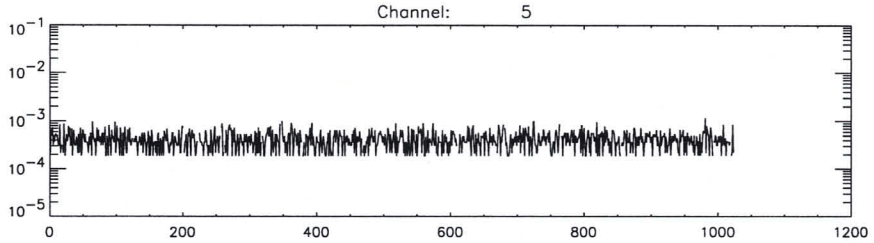
Channel: 5

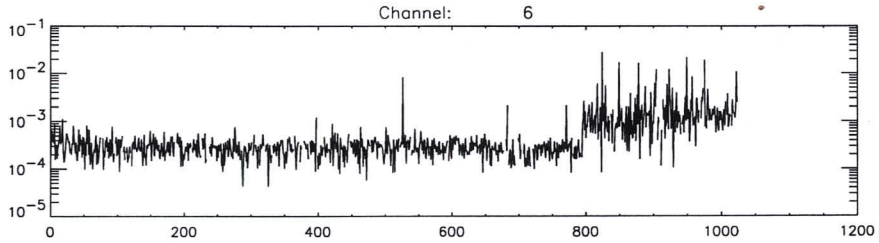
Channel: 6

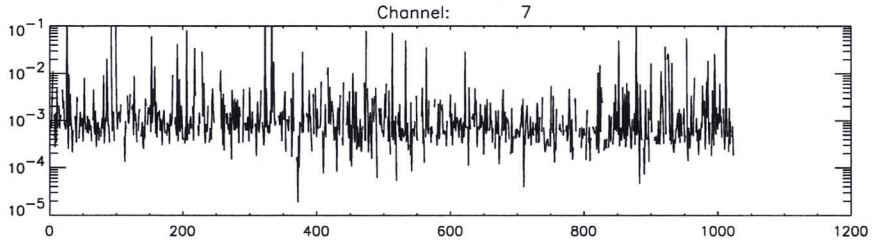
Channel: 7

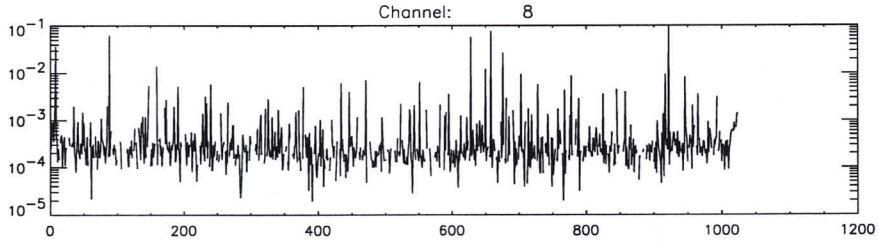
Channel: 8

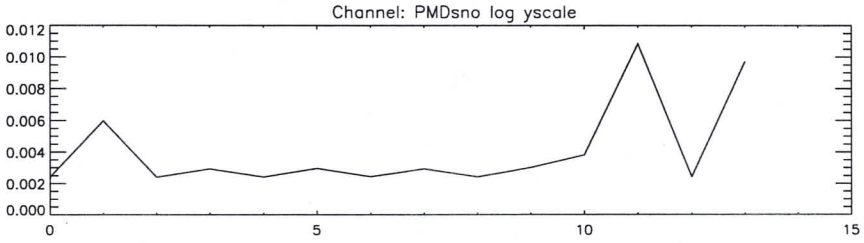
Channel: PMDsno log yscale

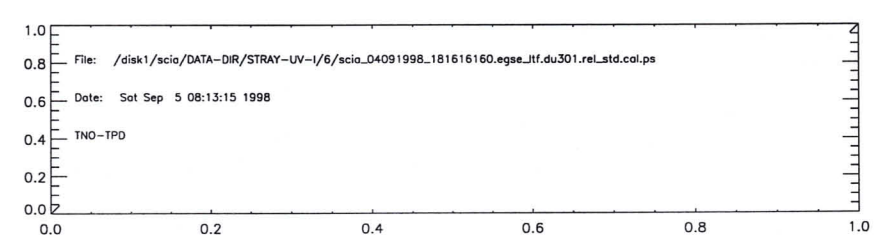
File: /disk1/scia/DATA-DIR/STRAY-UV-1/6/scia_04091998_181616160.egse_ltf.du301.rel_std.cal.ps
Date: Sat Sep 5 08:13:15 1998
TNO-TPD

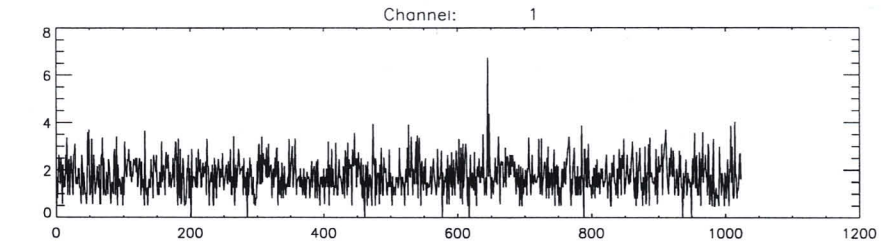
Channel: 1
0 2 4 6 8
0 200 400 600 800 1000 1200

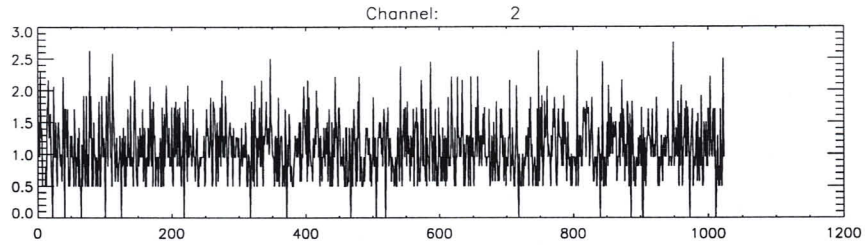
Channel: 2
0.0 0.5 1.0 1.5 2.0 2.5 3.0
0 200 400 600 800 1000 1200

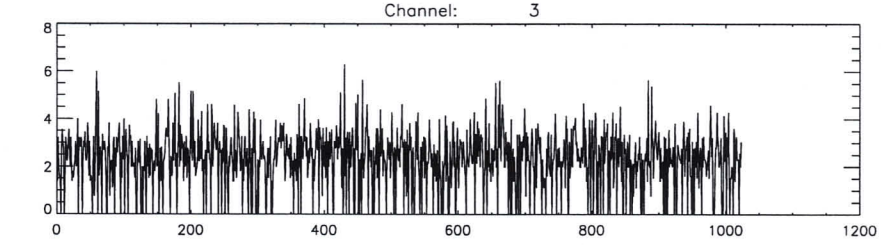
Channel: 3
0 2 4 6 8
0 200 400 600 800 1000 1200

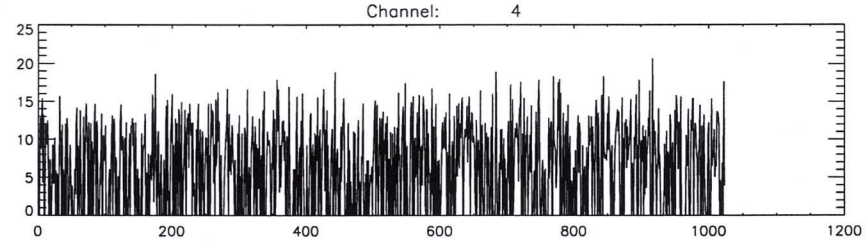
Channel: 4
0 5 10 15 20 25
0 200 400 600 800 1000 1200

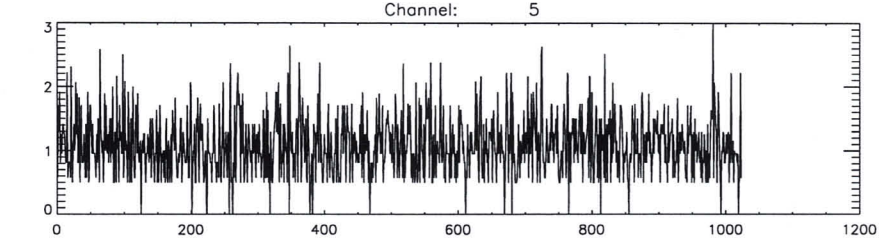
Channel: 5
0 1 2 3
0 200 400 600 800 1000 1200

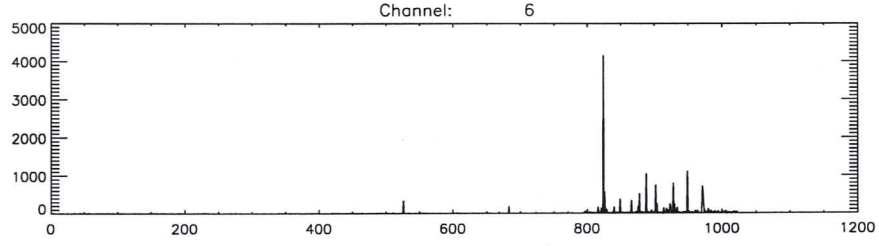
Channel: 6
0 1000 2000 3000 4000 5000
0 200 400 600 800 1000 1200

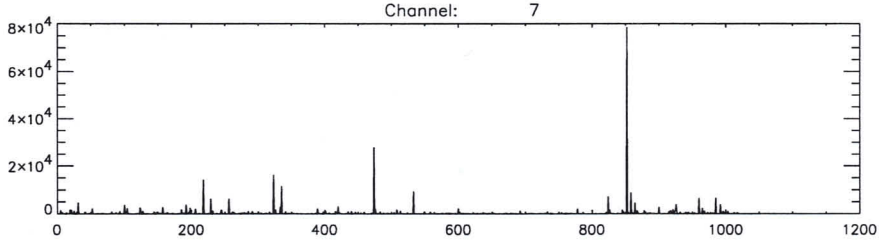
Channel: 7
0 2×10^4 4×10^4 6×10^4 8×10^4
0 200 400 600 800 1000 1200

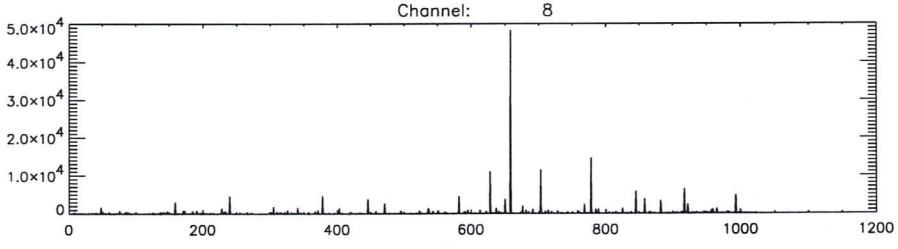
Channel: 8
0 1.0×10^4 2.0×10^4 3.0×10^4 4.0×10^4 5.0×10^4
0 200 400 600 800 1000 1200

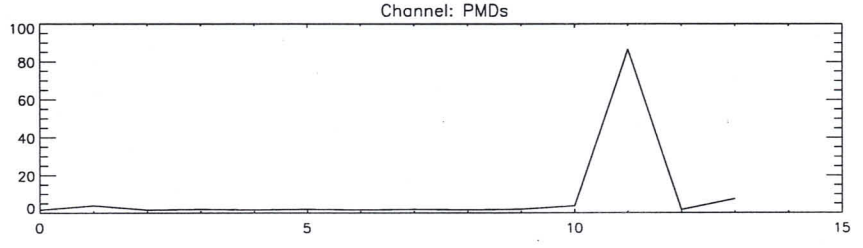
Channel: PMDs
0 20 40 60 80 100
0 5 10 15

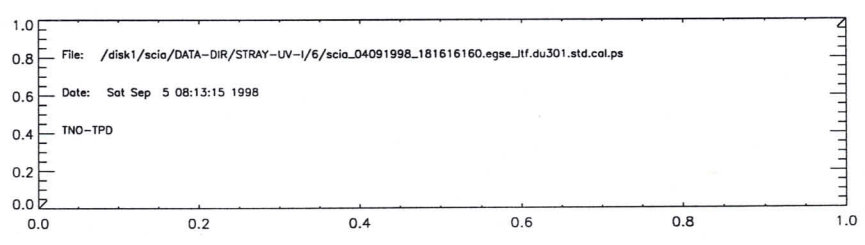
File: /disk1/scia/DATA-DIR/STRAY-UV-1/6/scia_04091998_181616160.egse_itf.du301.std.cal.ps
Date: Sat Sep 5 08:13:15 1998
TNO-TPD
0.0 0.2 0.4 0.6 0.8 1.0
0.0 0.2 0.4 0.6 0.8 1.0

```
; IDL Version 5.1 (sunos sparc)
; Journal File for scia@scia6
; Working directory: /disk1/scia/cal/idl
; Date: Sept 12, 1998
; Jos16.pro
; by Jos Groote Schaarsberg
; Reading a set of files with serial number.
; Filling arrays for further analysis e.g. std.dev.
; Updated version from Marion13.pro


graphcounter=-1
plotfilename='/disk1/scia/temp/dark.not.constant'

print
print, '*****************************************'
print, 'Use Jos15 to read data from STRAY-UV-I/6'
print, 'Use du1 as dark measurement'
print, 'Use du300 as light measurement'
print, 'Syntax: jos15, aap'
print, '*****************************************'
print


arraysize=size(aap)
xrange=[0,arraysize(3)-1]
beginpix=256
endpix = 756
numberpix = endpix - beginpix + 1


noot = total(aap(beginpix:endpix,*,*),1) / numberpix

for i=0,7 do begin & $
   graphcounter = graphcounter + 1 & $
   f= plotfilename + '.'+ strtrim(string(graphcounter),2) + '.ps' & $
   set_plot, 'PS' & $
   device,/landscape,filename= f & $
   plot, noot(i,*), $
      xrange=xrange, xstyle=1, $
      title='DARK SIGNAL DURING 8 HOURS', $
      subtitle = 'Channel ' + strtrim((i+1),2), $
      xtitle='Measurement number --->', $
      ytitle='Deviation from first 5 min (BU/sec)' & $
   device,/close & $
   set_plot,'x' & $
endfor


UnixCommand= 'lpr -Php6mp ' + plotfilename + '.*.ps'
spawn, UnixCommand
```

```
; IDL Version 5.1 (sunos sparc)
; Journal File for scia@scia6
; Working directory: /disk1/scia/cal/idl
; Date: Sept 12, 1998
; Jos15.pro
; by Jos Groote Schaarsberg
; Reading a set of files with serial number.
; Filling arrays for further analysis e.g. std.dev.
; Updated version from Marion13.pro
@cal_file_func
@cal_func
@correction

PRO Jos15, dataarray

        NumberOfParameters = N_Params()
        if (NumberOfParameters EQ 0) then begin
                print
                print, '************************************************'
                print, 'syntax is: '
                print, 'jos15, aap'
                print, 'where "aap" is the result array with all data'
                print, '************************************************'
                print
                return
        endif
        print
        print, '*************************************************************
        print, "Select directory (dated or latest) with CORR files"
        print, '*************************************************************
        print
        read_all_correction_data, DIR=get_directory()

print
print, '*********************************************************************'
print, 'Select dark file (*.avg.cal) for subsequent selection of "D/W" files'
print, '*********************************************************************'
print
darkrecord = read_single_cal()

print
p  nt, '*********************************************************************'
print, 'Select a series of light files by selecting one'
print, '*********************************************************************'
print
cpath = getenv ('CALDATADIR')
filename=pickfile(title='Select a XX file',filter='*.[Aa][Vv][Gg].[Cc][Aa][Ll]
                        ,path=cpath,/read)

print
print, 'Extracting subdirectory and filetype'
print
substringposition = rstrpos(filename,'/')
filesubdirectory = strmid(filename,0,substringposition)
filename = strmid(filename, substringposition+1)                    ;geeft filenam
filenamelowcase=strlowcase(filename)                               ;converteert d
substringposition = strpos(filenamelowcase,'.egse_ltf.')           ;strpos geeft
filenamebegin=strmid(filename,0, substringposition+12)             ;select begin


filter = filesubdirectory + '/' + filenamebegin + '*.[Aa][Vv][Gg].[Cc][Aa][Ll]
print
print, 'Searching ' + filter
print
```

```
DataFiles = findfile(filter, COUNT = NumberOfFiles)
print
print, 'Sorting arrays with filenames'
print
wsort = DataFiles
zsort = wsort
wsort = strlowcase(wsort)
asort = SORT(wsort)
for i=0,NumberOfFiles-1 do DataFiles(i)=zsort(asort(i))
print
print, 'Number of found files is: ', NumberOfFiles
print, DataFiles
print



print
print, 'Reading data files'
print
dataarray=fltarr(1024,8,NumberOfFiles)

for j=0,NumberOfFiles-1 do begin
        print, 'File ', NumberOfFiles - j
        filename=Datafiles(j)
        openr,lun,filename,/get_lun
        datarecord= read_cal_file(lun)
        free_lun,lun
        datarecord=subtract_cal_file_rec(datarecord,darkrecord)
        datarecord=normalize_cal_file_rec(datarecord)
        datarecord=all_corrections(datarecord)
        for i=0,7 do begin
                dataarray(*,i,j)=datarecord.dm(i).data
        endfor
endfor

aap = dataarray

END
```

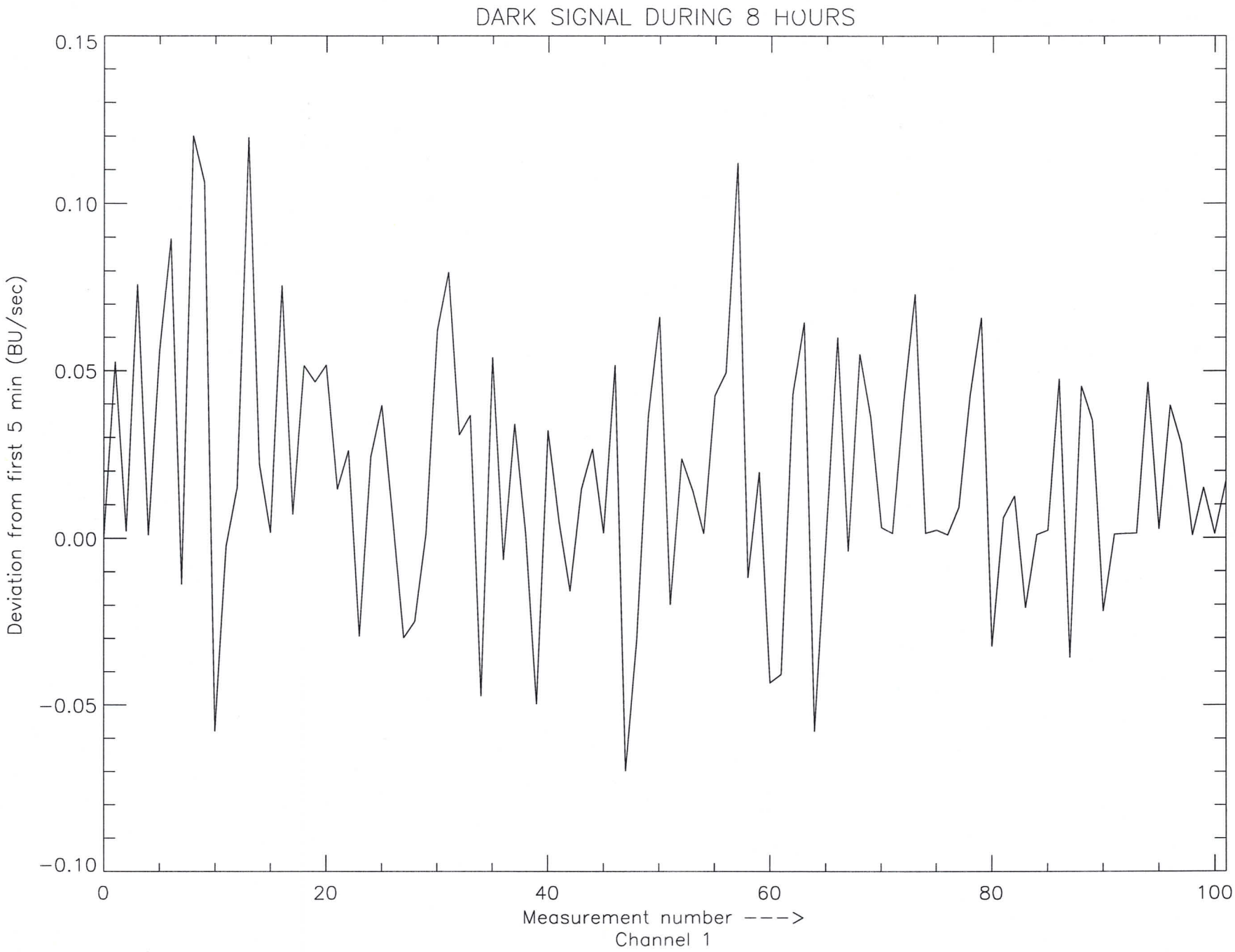
DARK SIGNAL DURING 8 HOURS
0.15
0.10
0.05
0.00
−0.05
−0.10
Deviation from first 5 min (BU/sec)
0
20
40
60
80
100
Measurement number −−−>
Channel 1

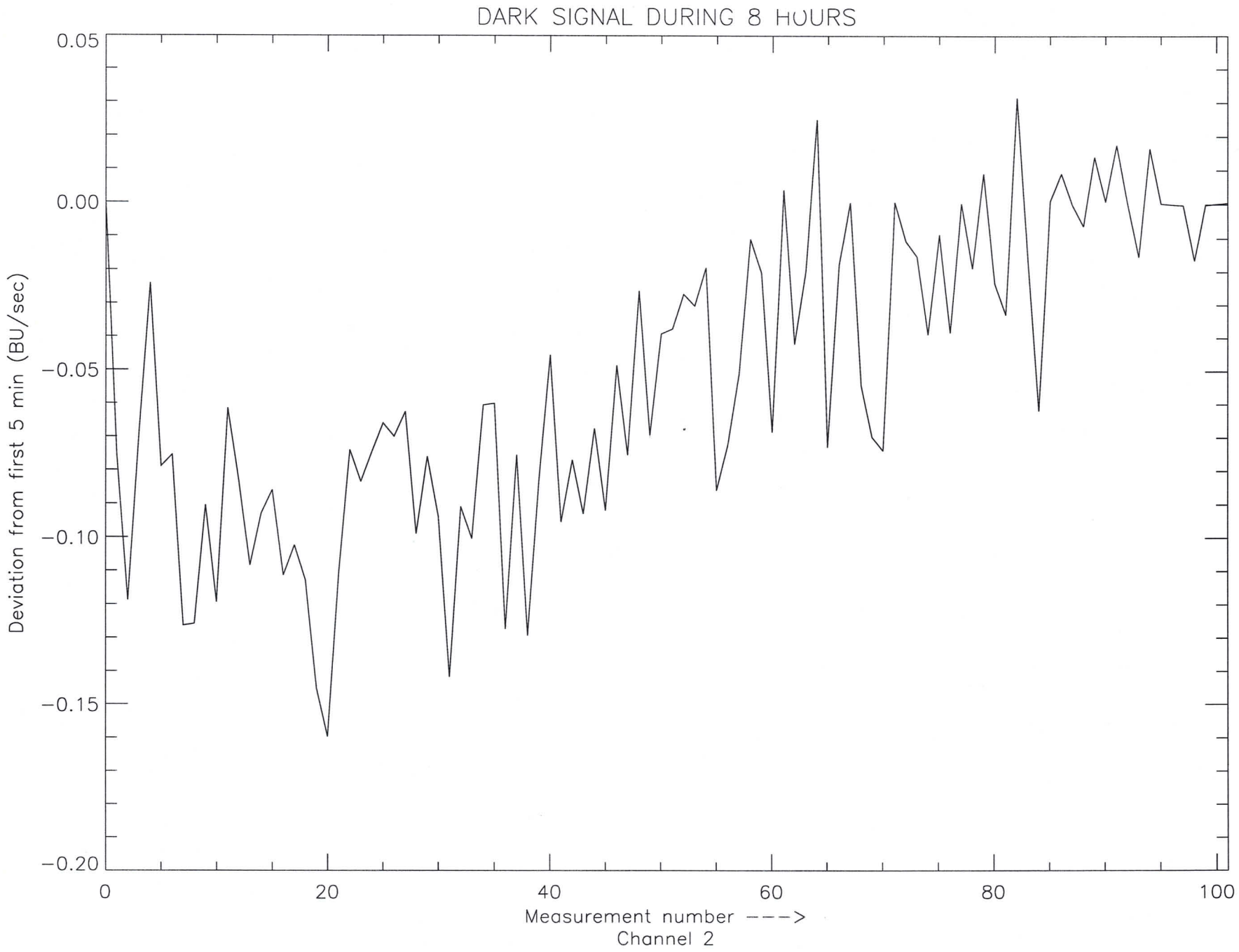
DARK SIGNAL DURING 8 HOURS
0.05
0.00
−0.05
−0.10
−0.15
−0.20
Deviation from first 5 min (BU/sec)
0
20
40
60
80
100
Measurement number −−−>
Channel 2

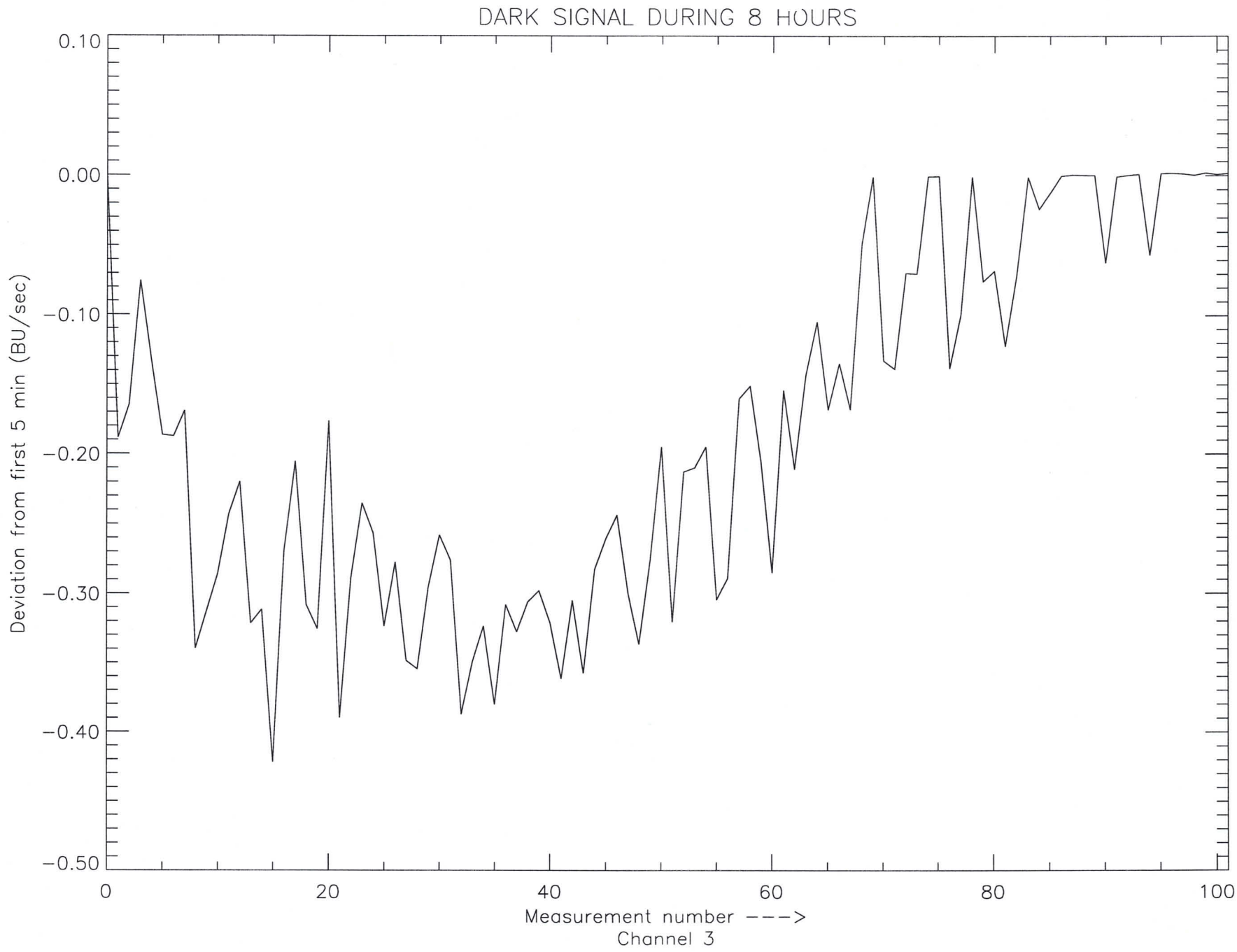
DARK SIGNAL DURING 8 HOURS
0.10
0.00
−0.10
−0.20
−0.30
−0.40
−0.50
Deviation from first 5 min (BU/sec)
0
20
40
60
80
100
Measurement number −−−>
Channel 3

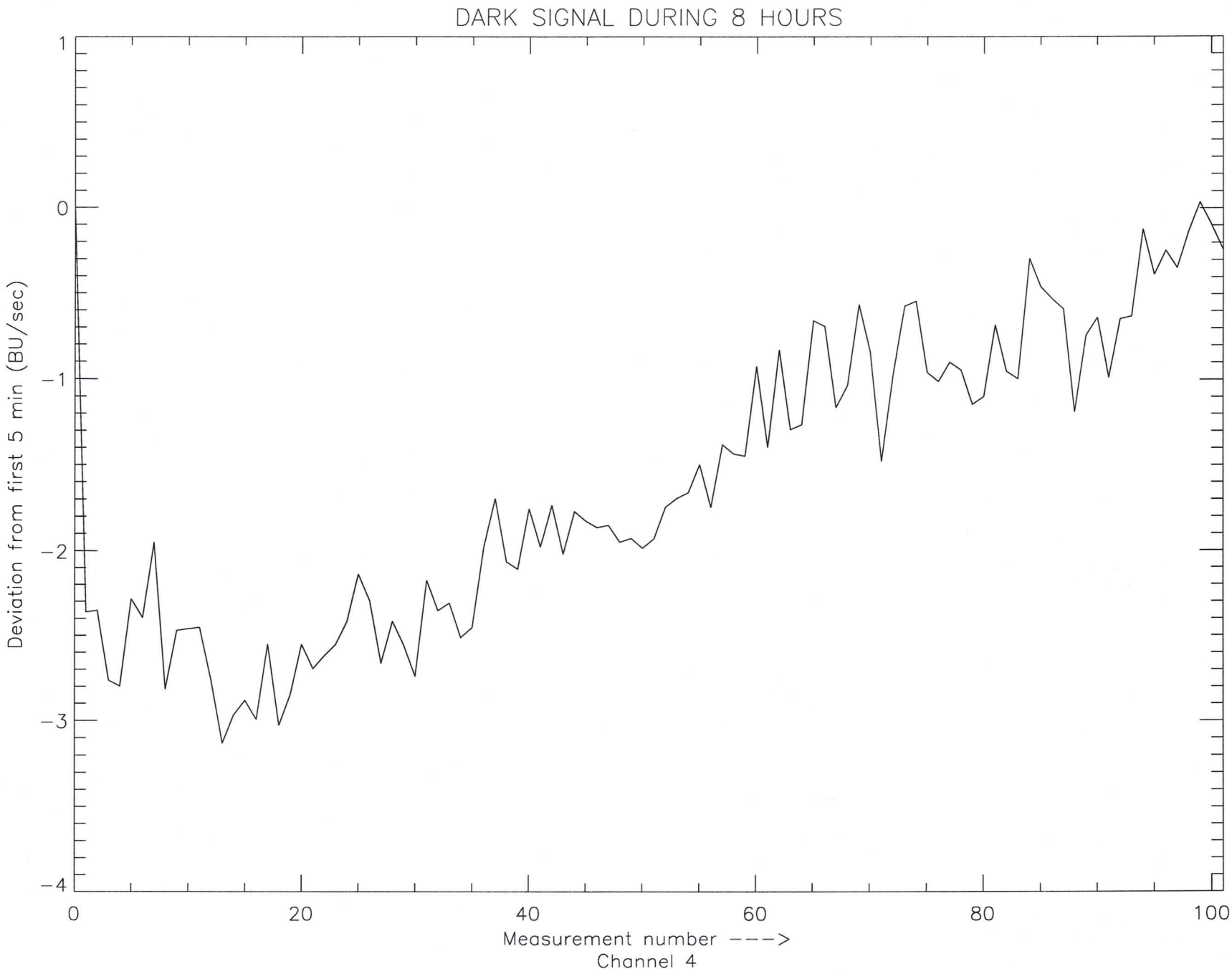
DARK SIGNAL DURING 8 HOURS
Deviation from first 5 min (BU/sec)
1
0
−1
−2
−3
−4
0
20
40
60
80
100
Measurement number −−−>
Channel 4

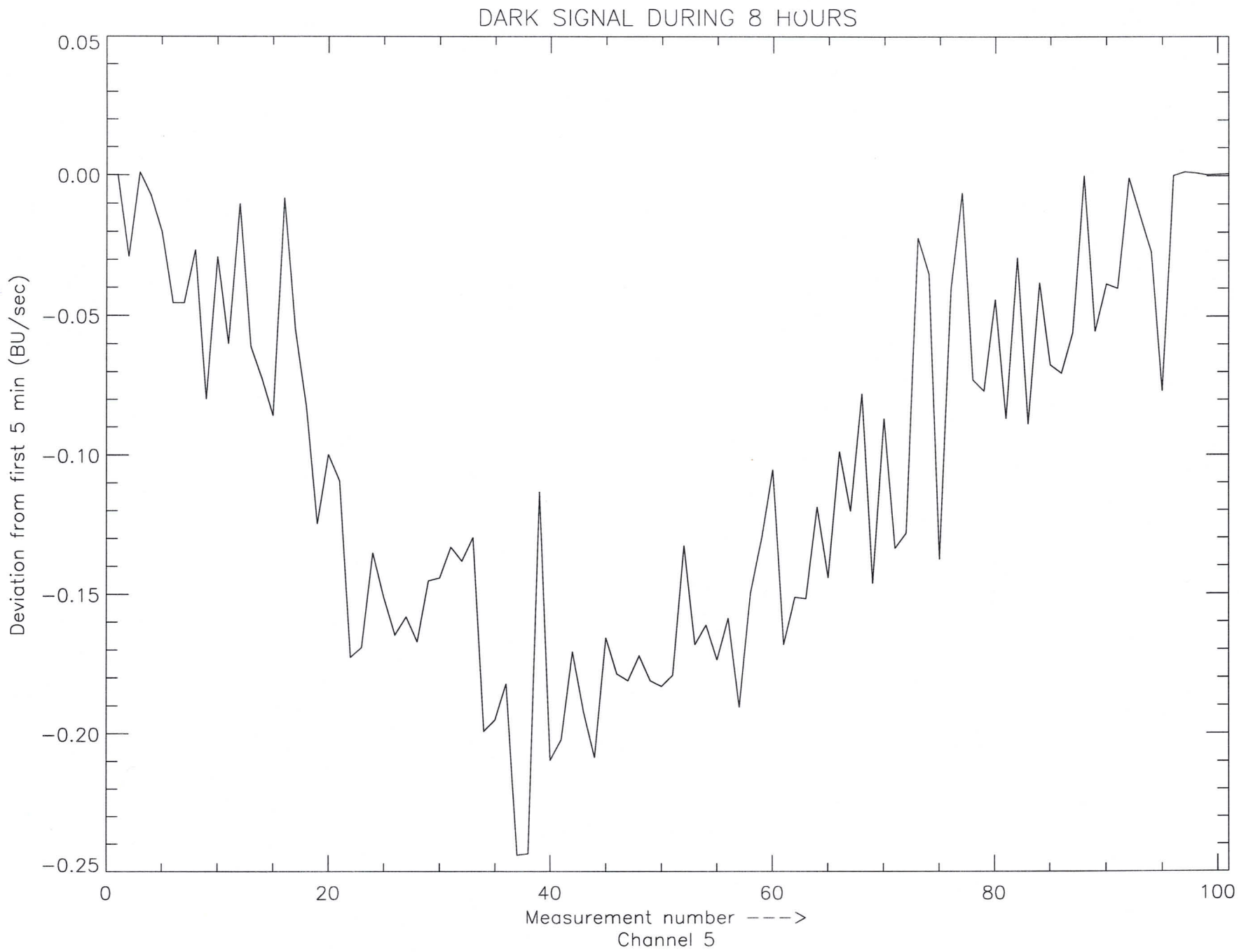
DARK SIGNAL DURING 8 HOURS
0.05
0.00
−0.05
−0.10
−0.15
−0.20
−0.25
Deviation from first 5 min (BU/sec)
0
20
40
60
80
100
Measurement number ---->
Channel 5

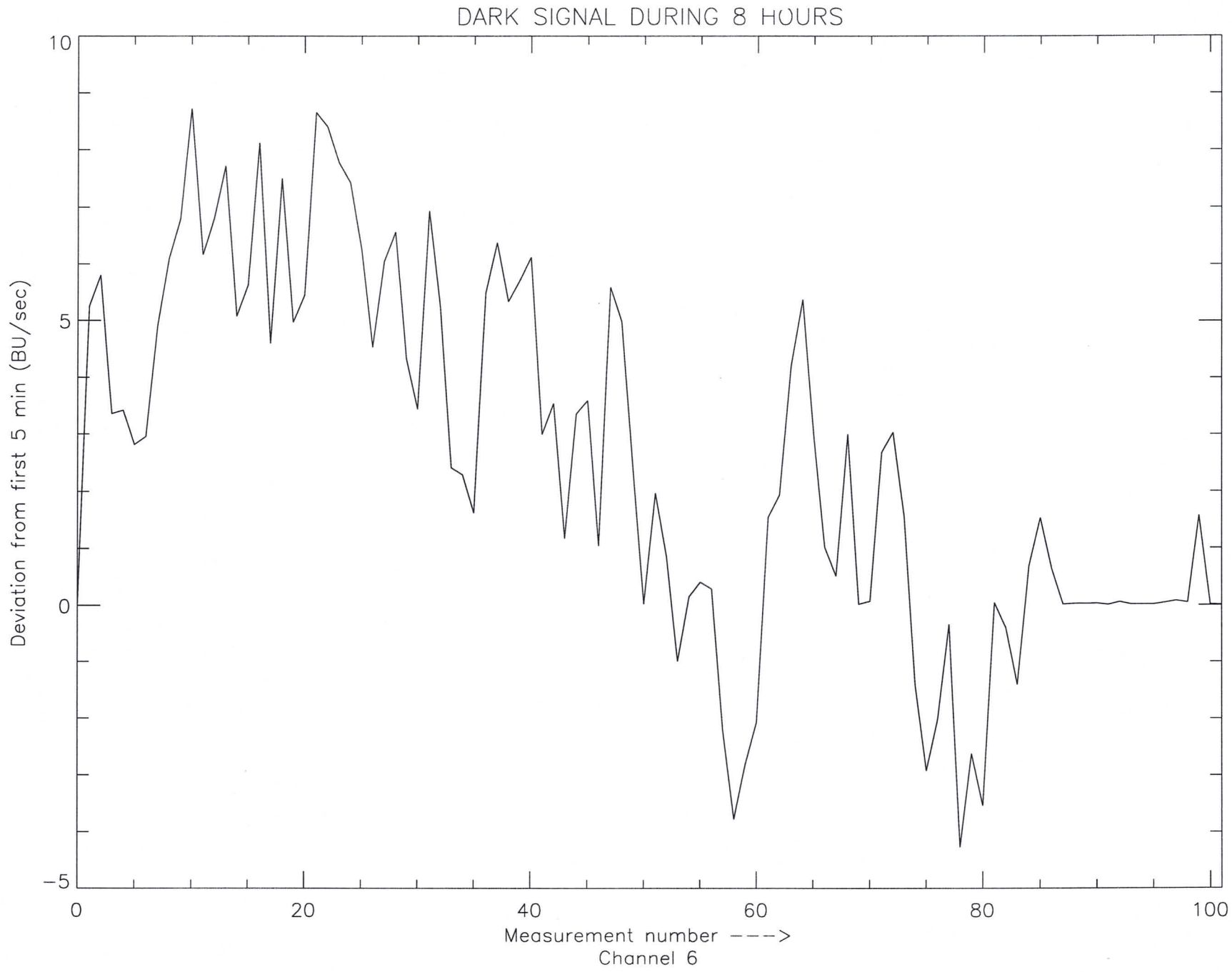
DARK SIGNAL DURING 8 HOURS
10
5
0
−5
Deviation from first 5 min (BU/sec)
0
20
40
60
80
100
Measurement number ---->
Channel 6

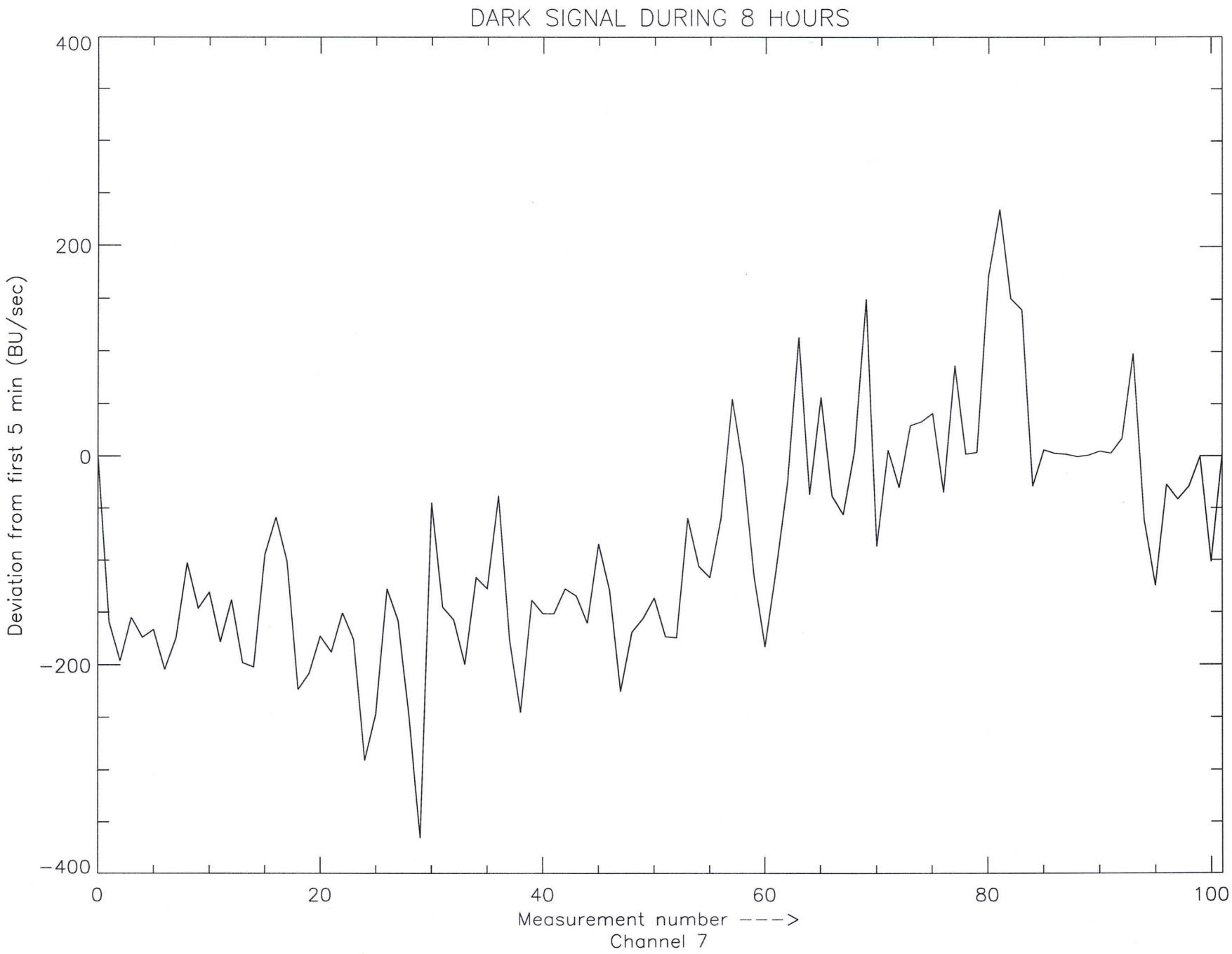
DARK SIGNAL DURING 8 HOURS
400
200
0
−200
−400
Deviation from first 5 min (BU/sec)
0
20
40
60
80
100
Measurement number ---->
Channel 7

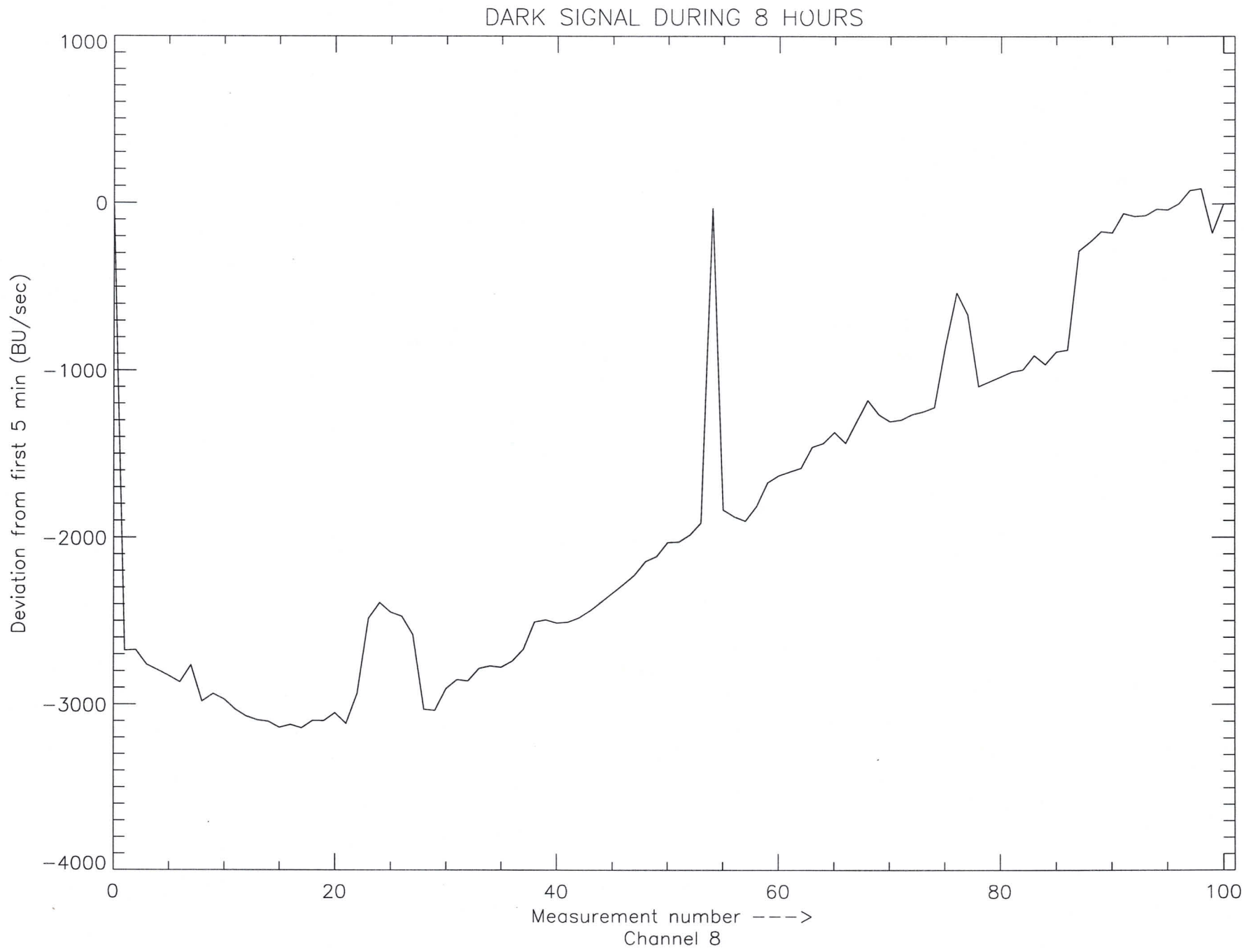
DARK SIGNAL DURING 8 HOURS
1000
0
−1000
−2000
−3000
−4000
Deviation from first 5 min (BU/sec)
0
20
40
60
80
100
Measurement number −−−>
Channel 8

LOG SHEET SCHIAMACHY CALIBRATION

Date/Time	Description of action	Measurement directory
	Overdracht Mariko → Bart	
→	Analyseren dark current time series (meting 2 JS) File is al gedeeltelijk geanalyseerd door PJ. DATA-DIR/ stray-UV-I/ 6	
	Gebruik 'trend' facility solam om deze file op stabiliteit v/d dark current te analyseren. Trend monitored de stabiliteit v/e bepaalde pixel door alle records. Dark current moet zeer stabiel zijn (hooguit 2 b.u. spreiding). Doe deze analyse voor verschillende pixels (bijv ieder kanaal van SCIA 3 pixels verspreid ~~de~~ in het kanaal onderzoeken, totaal 24 analyses)	
A →	Back-upen Stray-UV-I/5/* ON CD (colwpc and MDP are done)	
→	Verder gaan met de NO diffuser meting voor Ch 1 & 2	

	LOG SHEET SCHIAMACHY CALIBRATION	
Date/Time	**Description of action**	**Measurement directory**
	Results of measurement STRAY-UV-VIS Ch 1&2 without diffusers. All peaks are in saturation. With solan signal in Ch 1 with diffusers was analysed. -DATA-DIR/ STRAY-UV-I/3. This measurement shows nice peaks that are just below saturation. It is unclear why a measurement without diffusers is desired since the signal with diffusers is a nice $3*10^4$ b.u. (see fig 1) Besides the beam will be very inhomogenious! → STRAY-UV-VIS is already measured and will not be repeated. → Proceeded with measurement (3b) Adapt STRAY-UV-VIS Ch 1, 5 hours WL = 240, 270, 290 nm closed / open / closed / open / closed / open Wavelength 240 nm was changed to 250 nm because 240 nm is really at edge of channel 1 275 nm was changed to 270 nm. Carina / Erik were phoned → no connection (dragonboat racing)	

fig 1: HOM DATA-DIR/STRAY-UV-I/3

Remark : UID 26
EGSE-File : /disk1/SciaSCOE/log/DATA-DIR/STRAY-UV-I/3/scia_02091998_172002879.egse_ltf record = 5
Date : Wed 02-Sep-98 18:48:04 Channel # 1FM

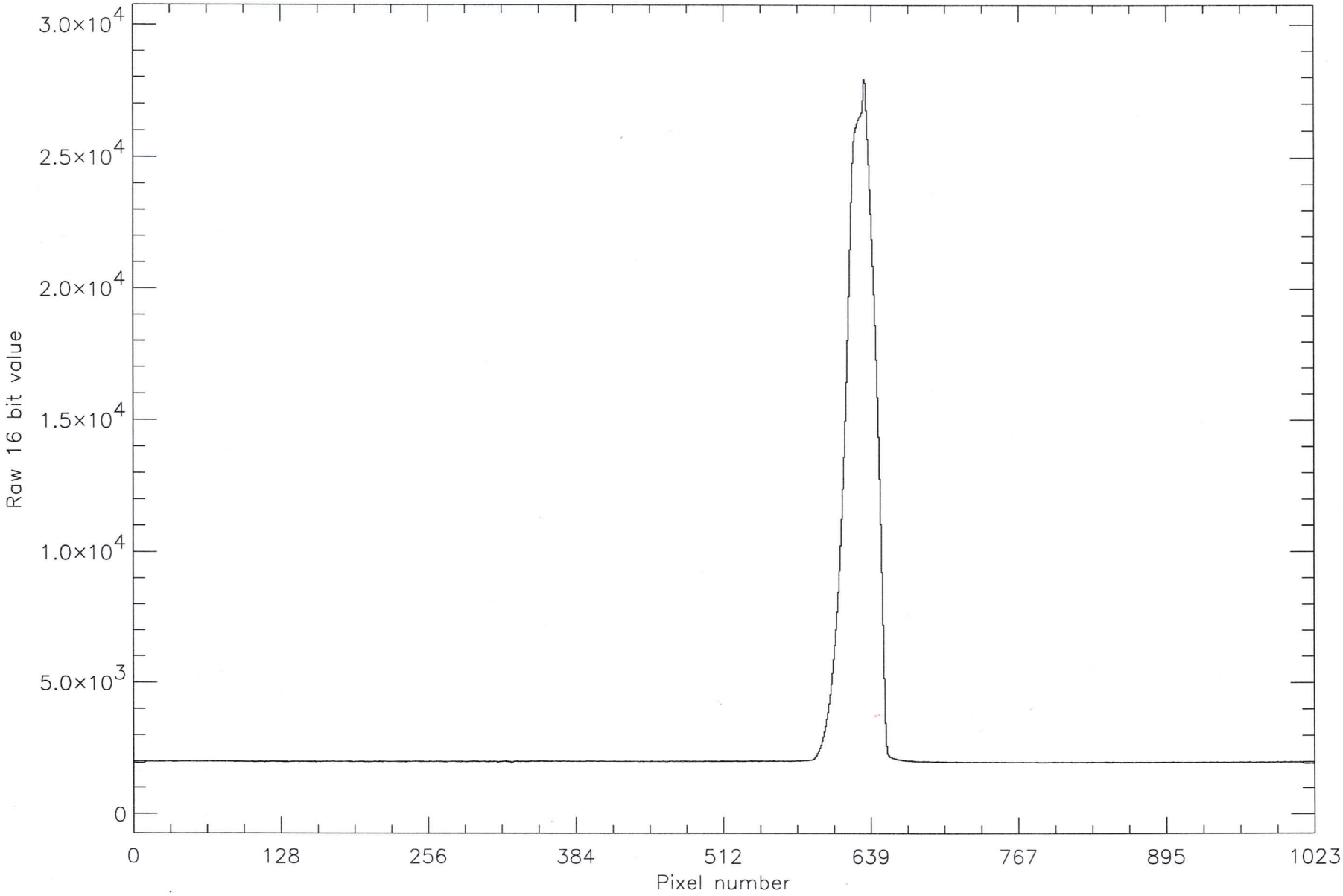

Formal Run of Measurement

(Measurement ID) STRay-UV_VIS

Request for Actual Status	X	(cross out entries that are **not** requested.)
Request for Modification	X	(fill in only entries to be modified)
Request for Run	X	(no entries = run based on actual default settings)

Scanner Positions

16-7

Azimuth	+45.000	deg
Elevation	−45.000	deg

Timeline for each Data Acquisition Period during Measurement

	1	2	3	4	5	6	7	8	9	10
State ID	47									
Repetitions	1									

State Parameters for States used in Timeline (State ID must be given)

Channel	PET [s] or H#	Co-Adding	PET [s] or H#	Co-Adding	PET [s] or H#	Co-Adding	PET [s] or H#	Co-Adding
1a	64	1						
1b	64	1						
2b	64	1						
2a	64	1						
3	64	1						
4	64	1						
5	64	1						
6	16	4						
7	2	32						
8	2	32						
State ID								

slits 2/2/4 mm

NO Suprasil 311 UV diffuser.

Only Ch 1 & 2

All peaks severely saturated

Stimuli Settings for Existing Blocks in Measurement

Block No	Stimuli Setup ID	PPC [deg]	Polarizer [deg]	Shutter open/close	Acquisition time [s]	Lambda [nm] Start	Stop	Step	Repetition Factor	Message	OS Setup time [s]
1	1	0	128.5	close	1	240	240	0	1	DU1	50
2	1	0	128.5	open	1	240	240	0	1	M4N	8
3	1	0	128.5	|	1	257	274	17	1	M4N	3
4	1	0	128.5	|	1	291	308	17	1	M4N	3
5	1	0	128.5	|	1	325	342	17	1	M4N	3
6	1	0	128.5	|	1	359	376	17	1	M4N	3
7	1	0	128.5	open	1	393	410	17	1	M4N	3
8	1	0	128.5	close	1	410	410	0	1	DU2	8

Measurement Data Description

Test Purpose	PET search Ch 1&2
Remark	VID 26
Data Directory	0248_08.07.09_STRAY_UV_VIS

Signatures

	Date	Signature
Issued	5/9/98	
< Performed	5/9/98	

70 mm

STEP	ACTION	RESULT	MARKER
Intro	Your name: Date:	Maurice te Plate 5/9/98	
	What's the name of the (main) data input files that you want to store on the SUN named `scia6`?	0248_08.07.0g_stray_uv_vis.dat (A) stored in DATA-DIR/stray_uv_I/7	
	Setup a three-window configuration on your SUN.		See course descr.
Do Transfer	Be sure that you are in the directory you want your files in ftp <internet-address>, where you can find the address of the PC in the file `/etc/hosts` (entry: cdwpc). The address will also be next to you on paper (most probably). When asked for user, fill in: `anonymous`, when asked for an email address, fill in your email address on TPD. Set in binary: `binary` `mget *` (and return `y` to every file). `bye`		In DATA-DIR window In DATA window Approx. 140 kB
Sign:	Name Date and time Signature	M te Plate 5/9/98 11.00	

file: scia_05091998_08263219.dat (≈ 2,7 Mb)

Remark :
EGSE-File : /disk1/SciaSCOE/log/DATA-DIR/STRAY-UV-I/7/scia_05091998_082633219.egse_ltf record =
Date : Sat 05-Sep-98 08:32:18 Channel # 1FM

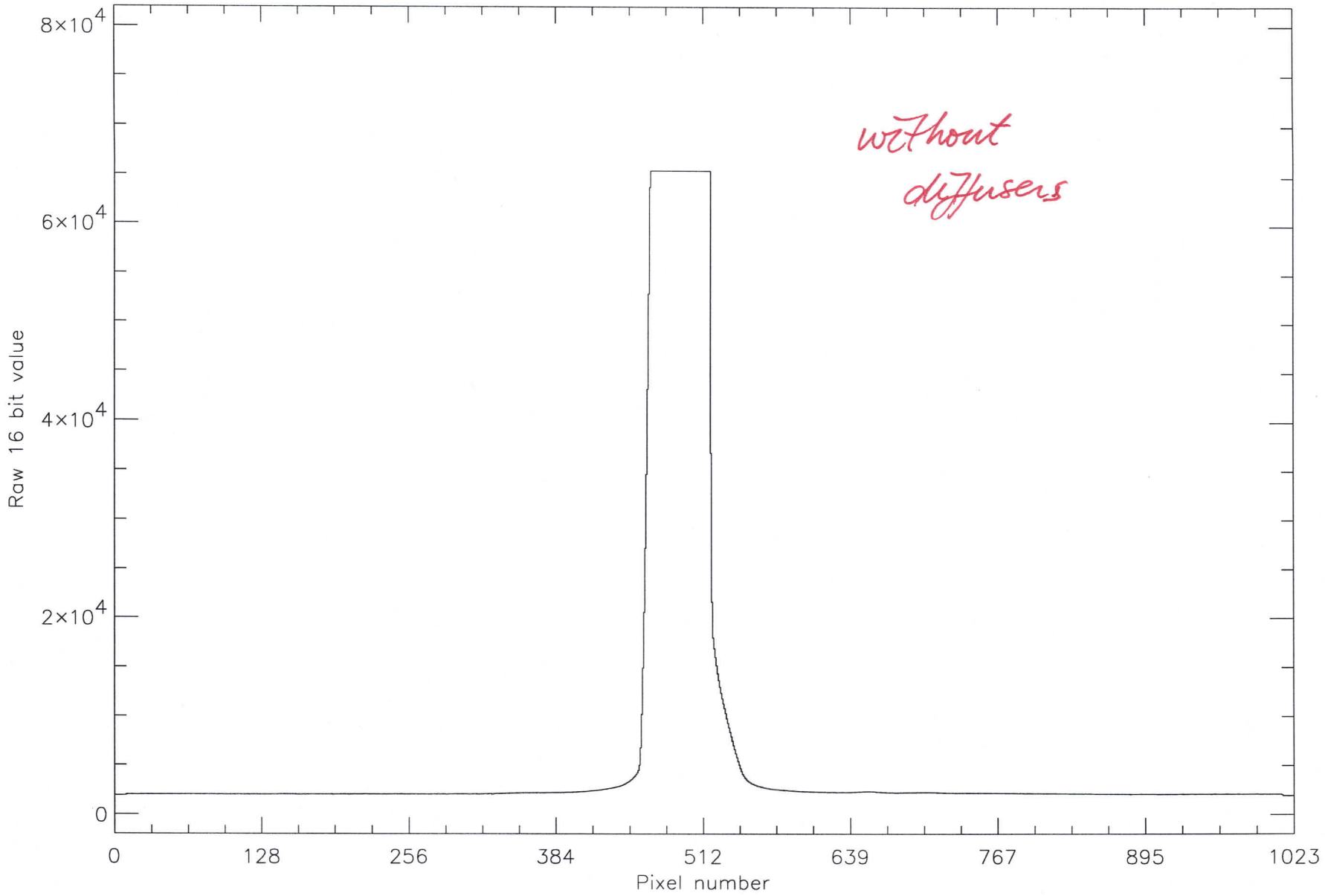

Remark : UID 26
EGSE-File : /disk1/SciaSCOE/log/DATA-DIR/STRAY-UV-I/3/scia_02091998_172002879.egse_ltf record = 1(
Date : Wed 02-Sep-98 20:04:17 Channel # 2FM

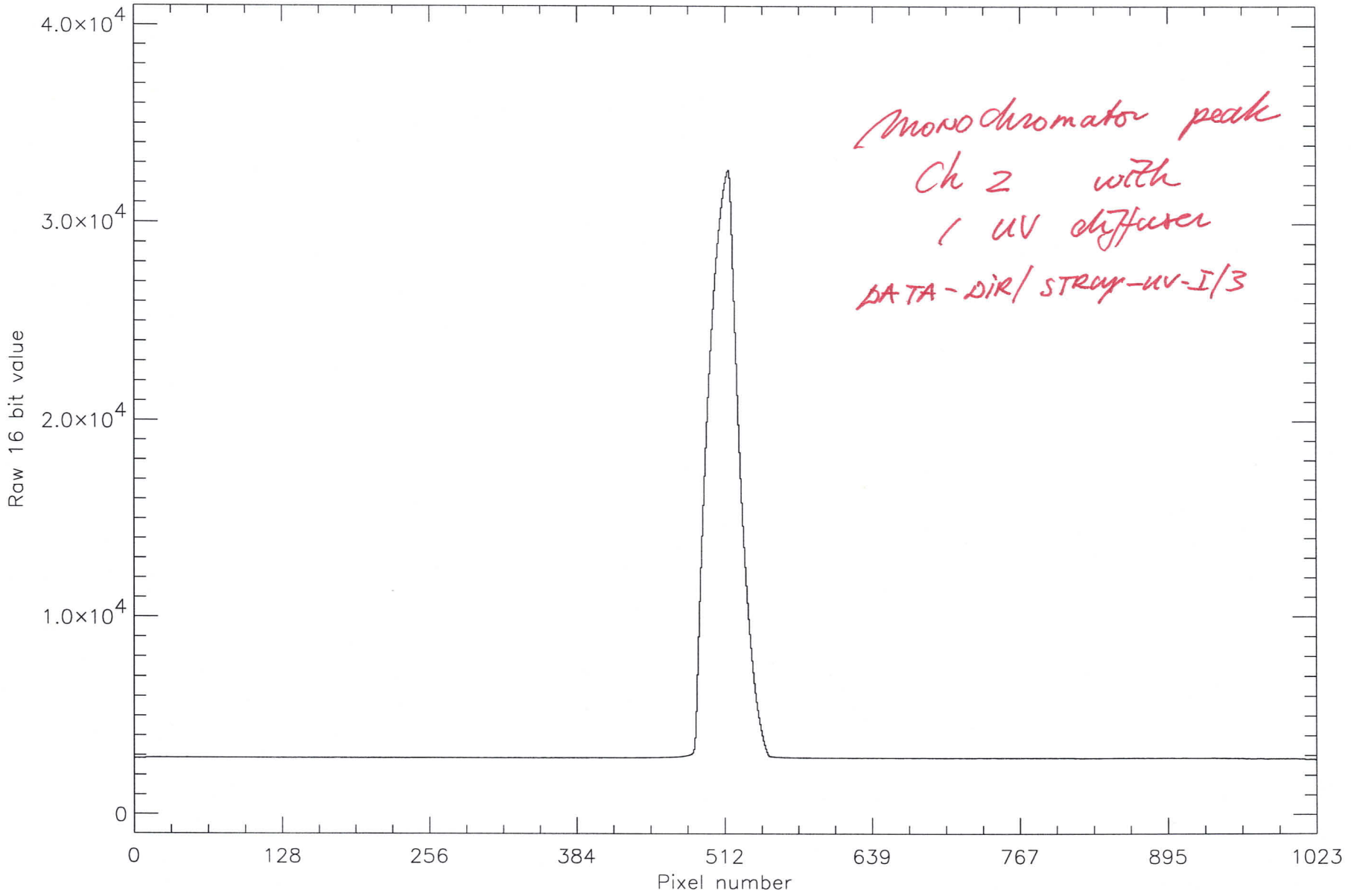

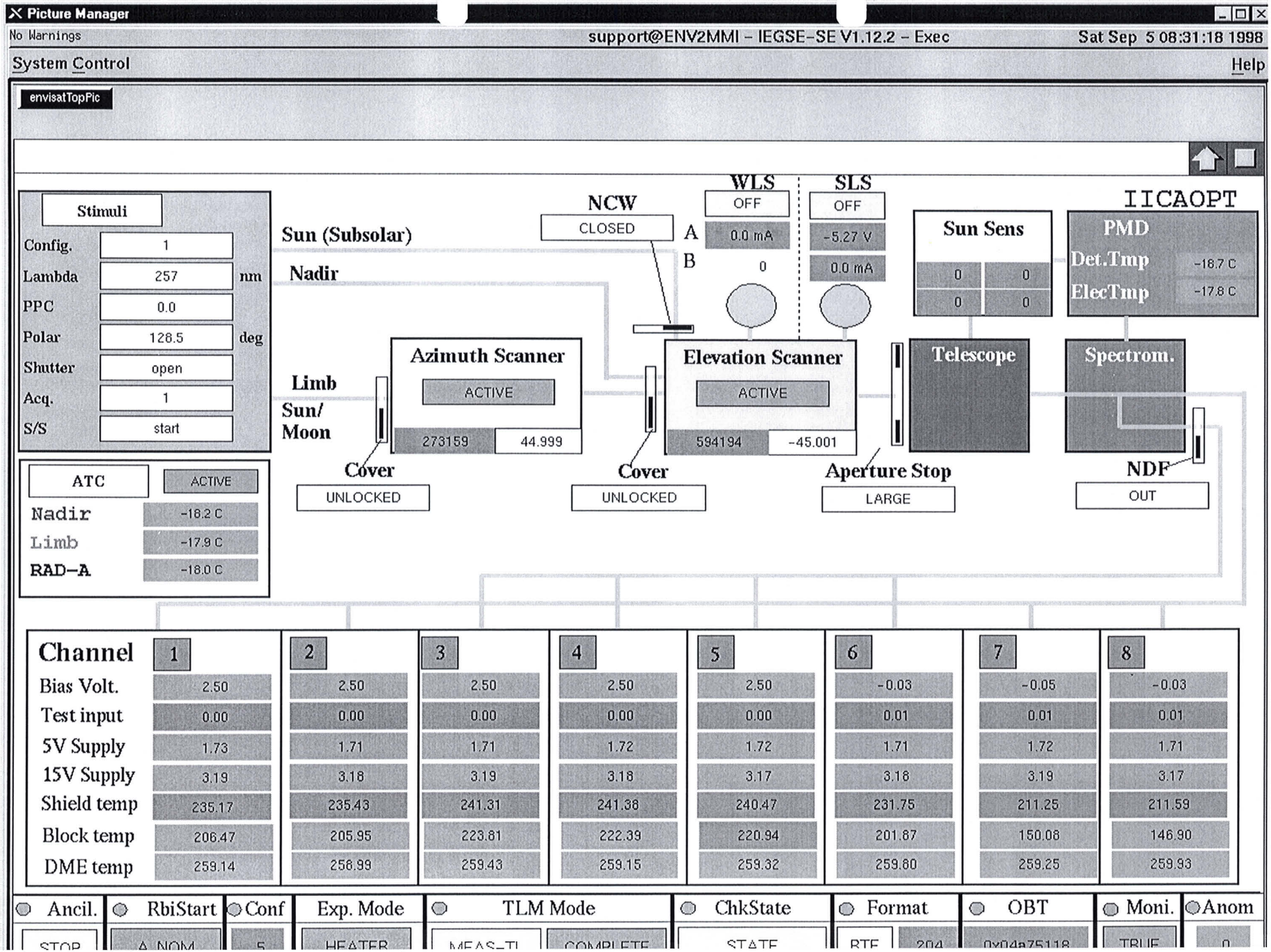
Picture Manager
No Warnings
support@ENV2MMI - IEGSE-SE V1.12.2 - Exec
Sat Sep 5 08:31:18 1998
System Control
Help
envisatTopPic
Stimuli
Config. 1
Lambda 257 nm
PPC 0.0
Polar 126.5 deg
Shutter open
Acq. 1
S/S start
ATC ACTIVE
Nadir -18.2 C
Limb -17.9 C
RAD-A -18.0 C
Sun (Subsolar)
Nadir
Limb
Sun/
Moon
NCW
CLOSED
WLS
OFF
A 0.0 mA
B 0
SLS
OFF
-5.27 V
0.0 mA
Sun Sens
0 0
0 0
IICAOPT
PMD
Det.Tmp -16.7 C
ElecTmp -17.8 C
Azimuth Scanner
ACTIVE
273159 44.999
Elevation Scanner
ACTIVE
594194 -45.001
Telescope
Spectrom.
Cover
UNLOCKED
Cover
UNLOCKED
Aperture Stop
LARGE
NDF
OUT
Channel 1 2 3 4 5 6 7 8
Bias Volt. 2.50 2.50 2.50 2.50 2.50 -0.03 -0.05 -0.03
Test input 0.00 0.00 0.00 0.00 0.00 0.01 0.01 0.01
5V Supply 1.73 1.71 1.71 1.72 1.72 1.71 1.72 1.71
15V Supply 3.19 3.18 3.19 3.18 3.17 3.18 3.19 3.17
Shield temp 235.17 235.43 241.31 241.38 240.47 231.75 211.25 211.59
Block temp 206.47 205.95 223.81 222.39 220.94 201.87 150.08 146.90
DME temp 259.14 256.99 259.43 259.15 259.32 259.80 259.25 259.93
Ancil. RbiStart Conf Exp. Mode TLM Mode ChkState Format OBT Moni. Anom
STOP A_NOM 5 HEATER MEAS_TI COMPLETE STATE RTE 204 0x04a75118 TRUE 0

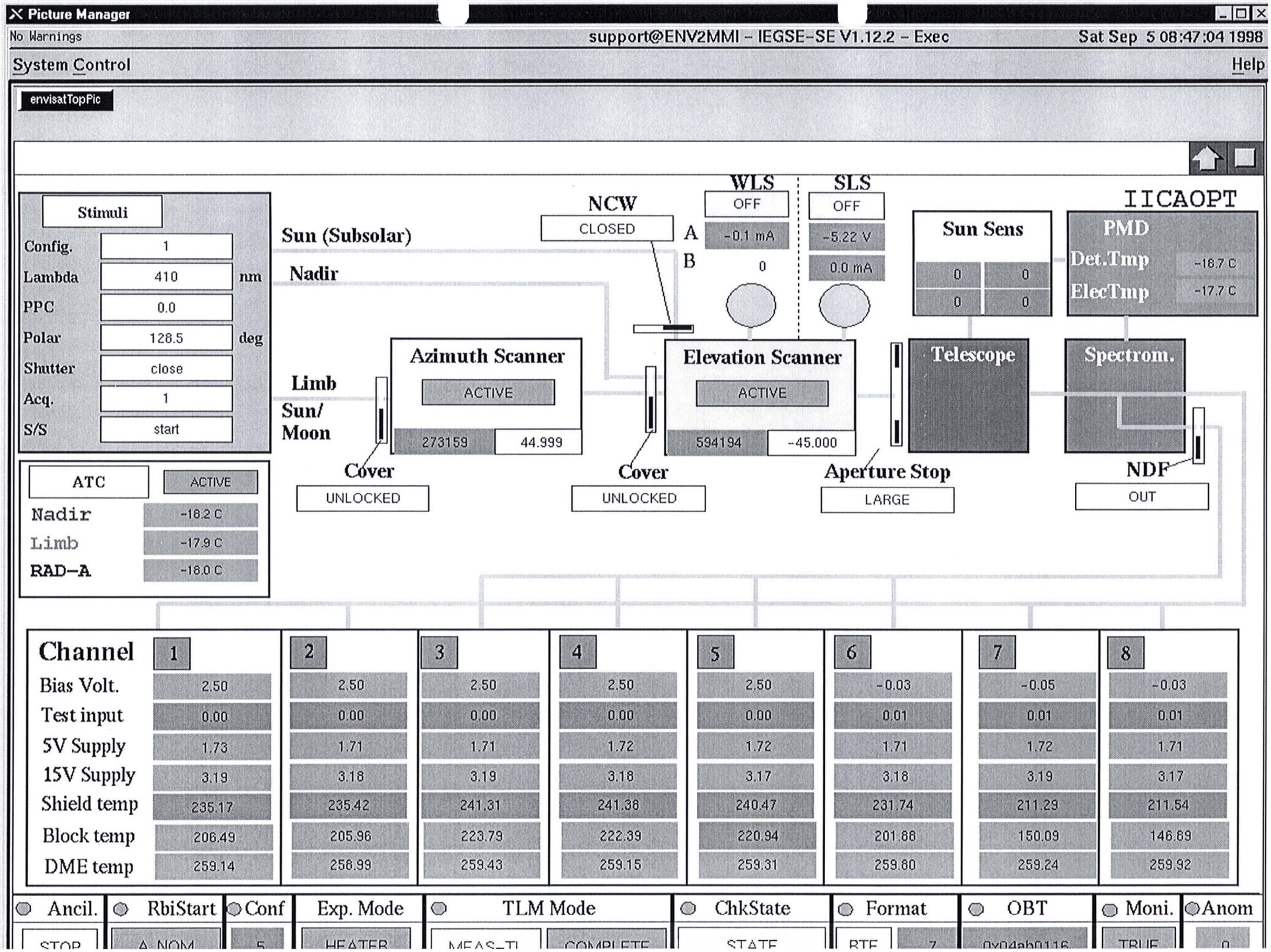
Picture Manager
No Warnings
support@ENV2MMI - IEGSE-SE V1.12.2 - Exec
Sat Sep 5 08:47:04 1998
System Control
Help
envisatTopPic
Stimuli
Config. 1
Lambda 410 nm
PPC 0.0
Polar 126.5 deg
Shutter close
Acq. 1
S/S start
ATC ACTIVE
Nadir -18.2 C
Limb -17.9 C
RAD-A -18.0 C
Sun (Subsolar)
Nadir
Limb
Sun/
Moon
NCW
CLOSED
A
B
WLS
OFF
-0.1 mA
0
SLS
OFF
-5.22 V
0.0 mA
Sun Sens
0 0
0 0
IICAOPT
PMD
Det.Tmp -16.7 C
ElecTmp -17.7 C
Azimuth Scanner
ACTIVE
273159 44.999
Elevation Scanner
ACTIVE
594194 -45.000
Telescope
Spectrom.
Cover
UNLOCKED
Cover
UNLOCKED
Aperture Stop
LARGE
NDF
OUT
Channel 1 2 3 4 5 6 7 8
Bias Volt. 2.50 2.50 2.50 2.50 2.50 -0.03 -0.05 -0.03
Test input 0.00 0.00 0.00 0.00 0.00 0.01 0.01 0.01
5V Supply 1.73 1.71 1.71 1.72 1.72 1.71 1.72 1.71
15V Supply 3.19 3.18 3.19 3.18 3.17 3.18 3.19 3.17
Shield temp 235.17 235.42 241.31 241.38 240.47 231.74 211.29 211.54
Block temp 206.49 205.96 223.79 222.39 220.94 201.88 150.09 146.89
DME temp 259.14 258.99 259.43 259.15 259.31 259.80 259.24 259.92
Ancil. STOP
RbiStart A_NOM
Conf 5
Exp. Mode HEATER
TLM Mode MEAS_TL COMPLETE
ChkState STATE
Format RTE 7
OBT 0x04ab0116
Moni. TRUE
Anom 0

LOG SHEET SCHIAMACHY CALIBRATION

Date/Time	Description of action	Measurement directory
	Adapt STRAY-UV-VIS Ch 1 → Proposed set-up JGS close/open/close/open/close/open was changed because it lead to errors by team 3 during processing. In stead the following lay-out was chosen 1 dark 250 2 light 250 ‖ 3 light 250 ‖ 4 light 270 ‖ 5 light 270 ‖ 6 light 290 ‖ 7 light 290 ‖ 8 dark 290 First a test-run was performed. (900 sec = 15 min) DATA-DIR/STRAY-UV-VIS/8 20 x 20 lang → 20/4 = 5 uur Block repetition factor op 20 zetten	Not true

Formal Run of Measurement

(Measurement ID) STRAY_UV_VIS

Request for Actual Status	X	(cross out entries that are **not** requested.)
Request for Modification	X	(fill in only entries to be modified)
Request for Run	X	(no entries = run based on actual default settings)

Scanner Positions

Azimuth	+45.000	deg
Elevation	-45.000	deg

16-7

Timeline for each Data Acquisition Period during Measurement

	1	2	3	4	5	6	7	8	9	10
State ID	47									
Repetitions	1									

State Parameters for States used in Timeline (State ID must be given)

Channel	PET [s] or H#	Co-Adding	PET [s] or H#	Co-Adding	PET [s] or H#	Co-Adding	PET [s] or H#	Co-Adding
1a	64	1						
1b	64	1						
2b	64	1						
2a	64	1						
3	4	16						
4	2	32						
5	64	1						
6	16	4						
7	2	32						
8	2	32						
State ID								

slits 2/2/4
1 super311 UV diffuser
only Ch 1

Stored in
DATA-DIR/STRAY_UV_VIS
/8

Stimuli Settings for Existing Blocks in Measurement

Block No	Stimuli Setup ID	PPC [deg]	Polarizer [deg]	Shutter open/close	Acquisition time [s]	Lambda [nm] Start	Stop	Step	Repetition Factor	Message	OS Setup time [s]
1	1	0	128.5	close	1	250	250	0	1	DU1	50
2	1	0	"	open	1	250	250	0	1	M4~	8
3	1	0	"	"	1	250	250	6	"	"	3
4	1	0	"	"	1	270	270	0	1	"	3
5	1	0	"	"	1	270	270	0	1	"	3
6	1	0	"	"	1	290	290	0	1	"	3
7	1	0	"	open	1	290	290	0	1	M4~	3
8	1	6	128.5	close	1	290	290	0	1	DU2	8

Measurement Data Description

Test Purpose	PET each Ch 1
Remark	uto 26
Data Directory	0248_10.41.38_STRAY_UV_VIS

Signatures

	Date	Signature
Issued	5/9/98	
< Performed		

Remark : UID 26
EGSE-File : /disk1/SciaSCOE/log/DATA-DIR/STRAY-UV-1/8/scia_05091998_104631200.egse_ltf record =
Date : Sat 05-Sep-98 10:49:17 Channel # 1FM

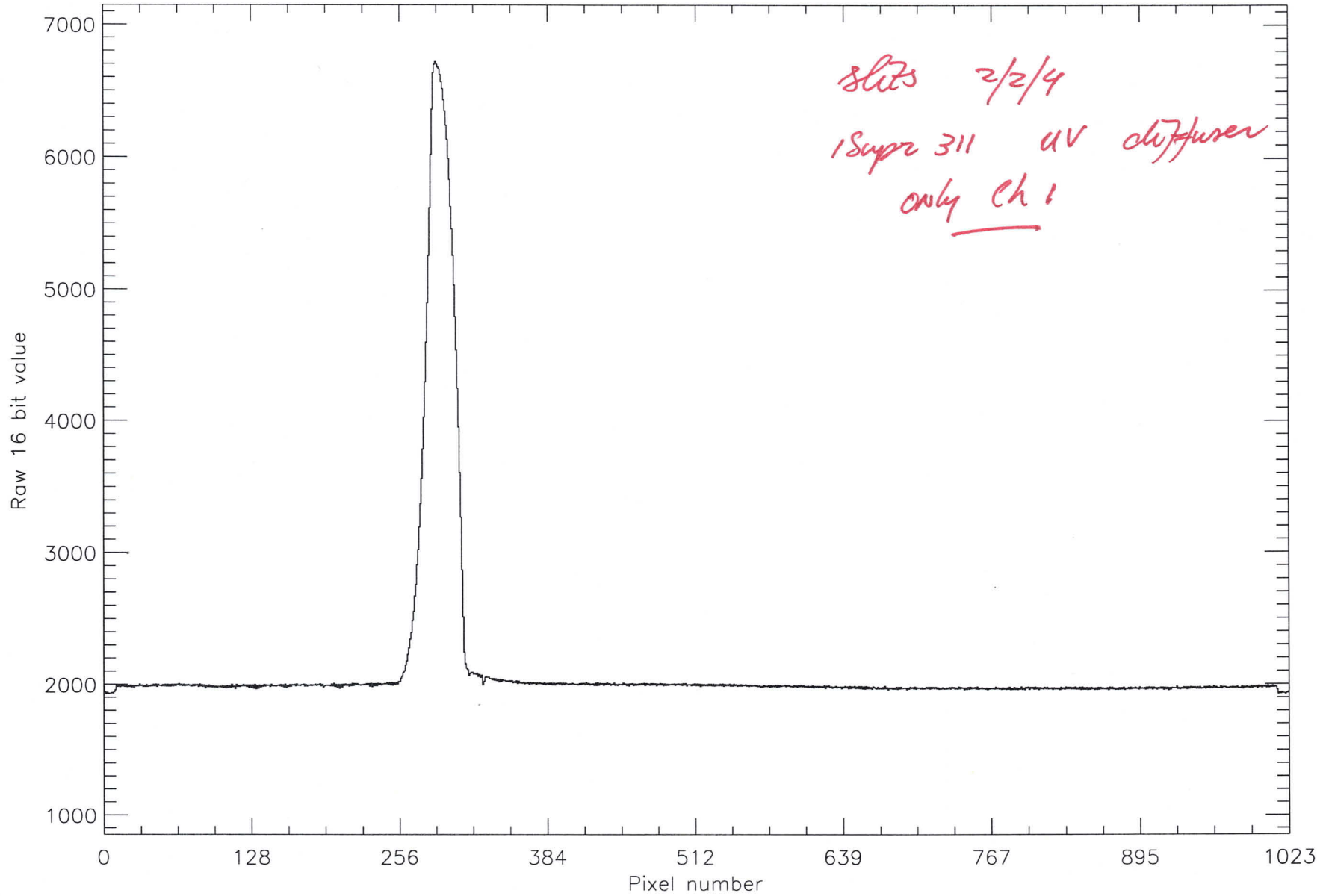

Remark : UID 26
EGSE-File : /disk1/SciaSCOE/log/DATA-DIR/STRAY-UV-I/8/scia_05091998_104631200.egse_ltf record = 1
Date : Sat 05-Sep-98 10:52:23 Channel # 1FM

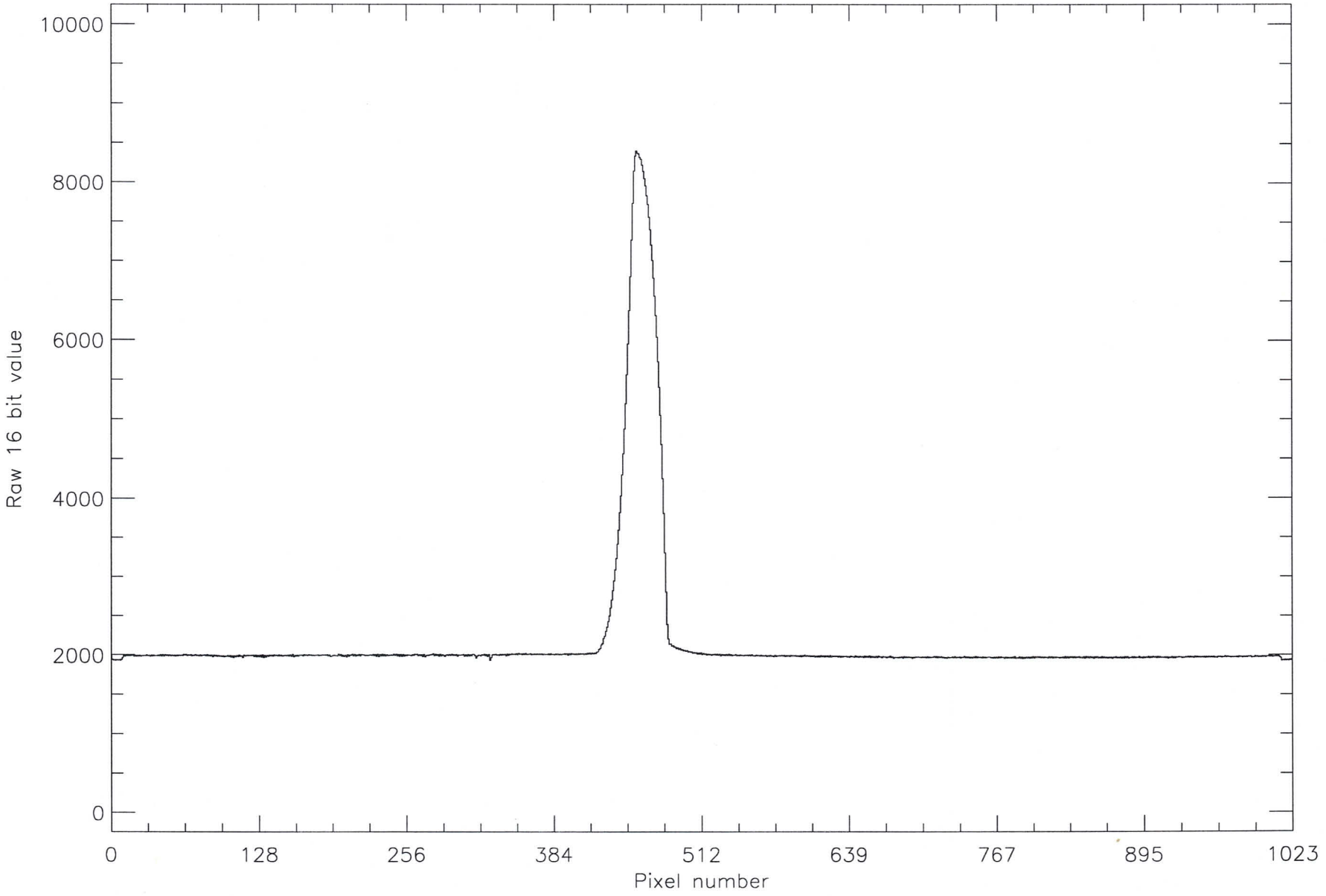

Remark : UID 26
EGSE-File : /disk1/SciaSCOE/log/DATA-DIR/STRAY-UV-I/8/scia_05091998_104631200.egse_ltf record =
Date : Sat 05-Sep-98 10:57:12 Channel # 1FM

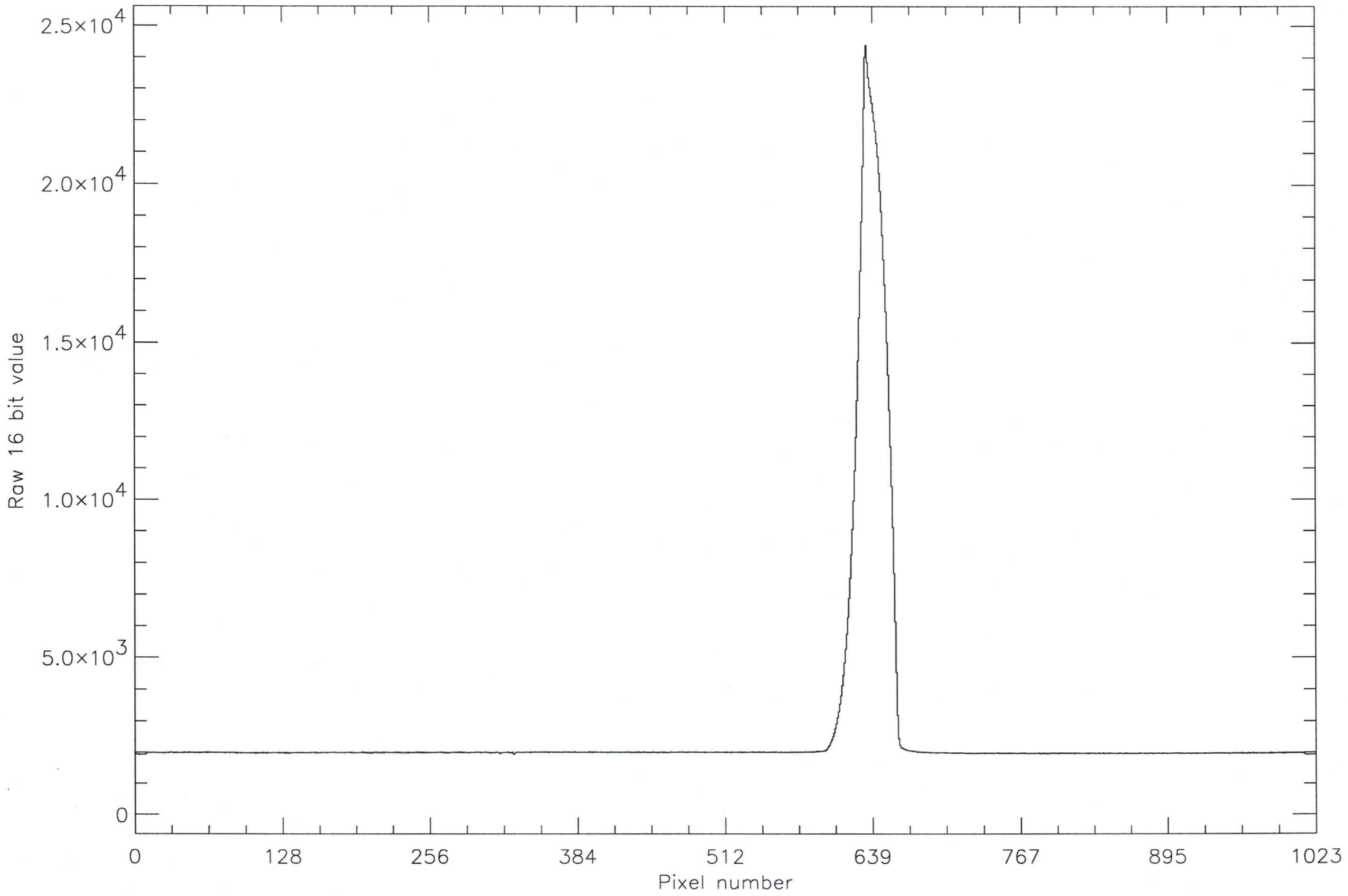

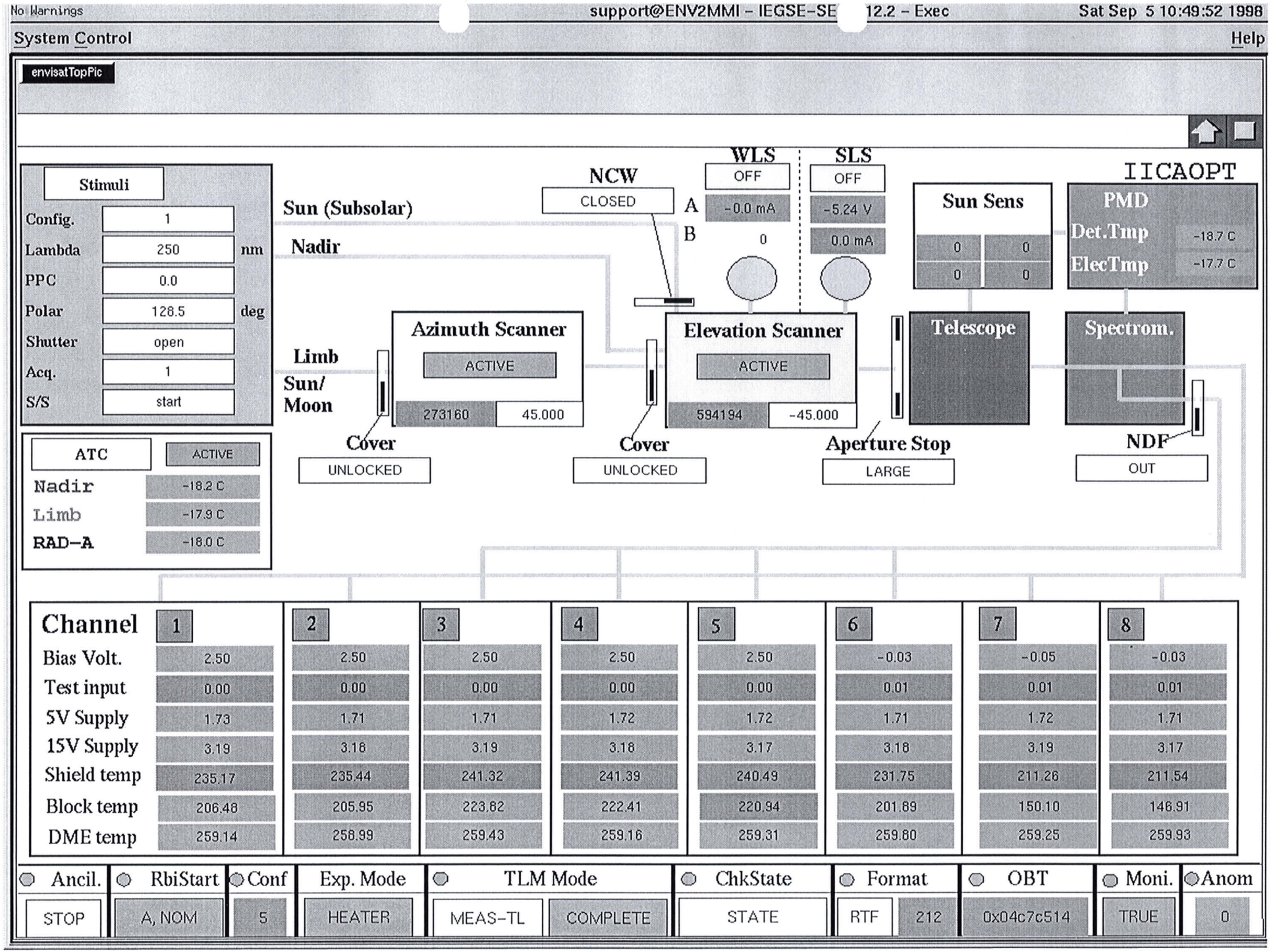
No Warnings
support@ENV2MMI - IEGSE-SE 12.2 - Exec
Sat Sep 5 10:49:52 1998
System Control
Help
envisatTopPic
Stimuli
Config. 1
Lambda 250 nm
PPC 0.0
Polar 128.5 deg
Shutter open
Acq. 1
S/S start
ATC ACTIVE
Nadir -18.2 C
Limb -17.9 C
RAD-A -18.0 C
Sun (Subsolar)
Nadir
Limb
Sun/
Moon
NCW
CLOSED
WLS
OFF
A -0.0 mA
B 0
SLS
OFF
-5.24 V
0.0 mA
Sun Sens
0 0
0 0
IICAOPT
PMD
Det.Tmp -18.7 C
ElecTmp -17.7 C
Azimuth Scanner
ACTIVE
273160 45.000
Elevation Scanner
ACTIVE
594194 -45.000
Telescope
Spectrom.
Cover
UNLOCKED
Cover
UNLOCKED
Aperture Stop
LARGE
NDF
OUT
Channel 1 2 3 4 5 6 7 8
Bias Volt. 2.50 2.50 2.50 2.50 2.50 -0.03 -0.05 -0.03
Test input 0.00 0.00 0.00 0.00 0.00 0.01 0.01 0.01
5V Supply 1.73 1.71 1.71 1.72 1.72 1.71 1.72 1.71
15V Supply 3.19 3.16 3.19 3.16 3.17 3.18 3.19 3.17
Shield temp 235.17 235.44 241.32 241.39 240.49 231.75 211.26 211.54
Block temp 206.48 205.95 223.82 222.41 220.94 201.89 150.10 146.91
DME temp 259.14 258.99 259.43 259.16 259.31 259.80 259.25 259.93
Ancil. STOP
RbiStart A, NOM
Conf 5
Exp. Mode HEATER
TLM Mode MEAS-TL COMPLETE
ChkState STATE
Format RTF 212
OBT 0x04c7c514
Moni. TRUE
Anom 0

	LOG SHEET SCHIAMACHY CALIBRATION	
Date/Time	**Description of action**	**Measurement directory**
5/9/98.	Spoken to Erik Z. Stray - UV-VIS has to be repeated without diffuser, decreased PET's. Trial is made with PET = 2sec coadd = 32X For channels 1 and 2	

LOG SHEET SCHIAMACHY CALIBRATION

Date/Time	Description of action	Measurement directory
5-9-1998	Bart heeft een programma gecontroueerd waarmee de strooi ~~ligt~~ licht files kunnen worden geanalyseerd. danroepen ~~in idl door m~~ in idl met .compile bart3a daarna een let op commentaar in idl window tijdens programma als de files eenmaal zijn ingelezen wordt in het idl window de cursor positie weergegeven (pixel waarden per kanaal)	

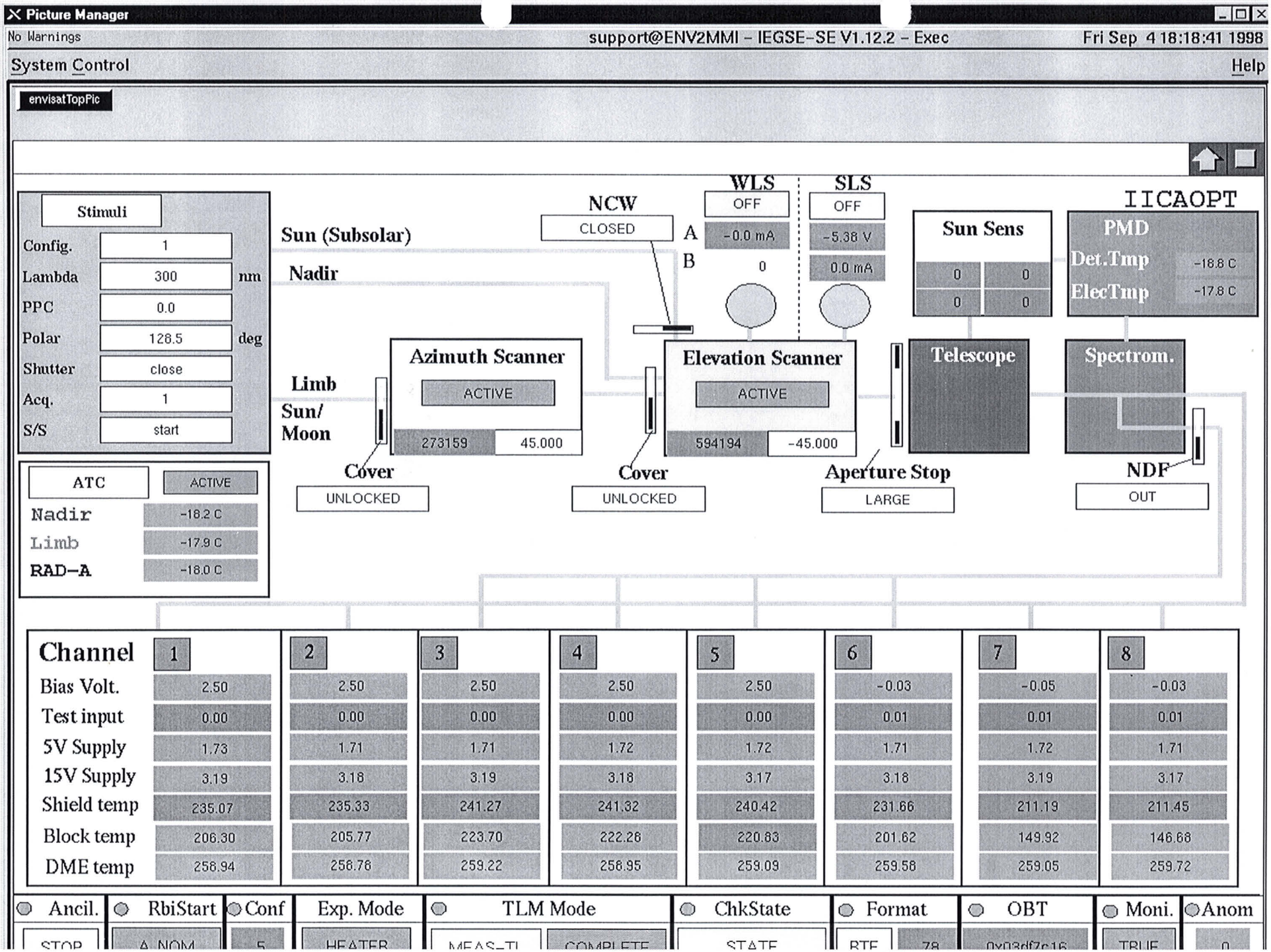
Picture Manager
No Warnings
support@ENV2MMI - IEGSE-SE V1.12.2 - Exec
Fri Sep 4 18:18:41 1998
System Control
Help
envisatTopPic
Stimuli
Config. 1
Lambda 300 nm
PPC 0.0
Polar 128.5 deg
Shutter close
Acq. 1
S/S start
ATC ACTIVE
Nadir -18.2 C
Limb -17.9 C
RAD-A -18.0 C
Sun (Subsolar)
Nadir
Limb
Sun/
Moon
NCW
CLOSED
WLS
OFF
A -0.0 mA
B 0
SLS
OFF
-5.38 V
0.0 mA
Sun Sens
0 0
0 0
IICAOPT
PMD
Det.Tmp -18.6 C
ElecTmp -17.8 C
Azimuth Scanner
ACTIVE
273159 45.000
Elevation Scanner
ACTIVE
594194 -45.000
Telescope
Spectrom.
Cover
UNLOCKED
Cover
UNLOCKED
Aperture Stop
LARGE
NDF
OUT
Channel 1 2 3 4 5 6 7 8
Bias Volt. 2.50 2.50 2.50 2.50 2.50 -0.03 -0.05 -0.03
Test input 0.00 0.00 0.00 0.00 0.00 0.01 0.01 0.01
5V Supply 1.73 1.71 1.71 1.72 1.72 1.71 1.72 1.71
15V Supply 3.19 3.18 3.19 3.18 3.17 3.18 3.19 3.17
Shield temp 235.07 235.33 241.27 241.32 240.42 231.66 211.19 211.45
Block temp 206.30 205.77 223.70 222.26 220.83 201.62 149.92 146.68
DME temp 256.94 256.76 259.22 256.95 259.09 259.58 259.05 259.72
Ancil. STOP
RbiStart A_NOM
Conf 5
Exp. Mode HEATER
TLM Mode MEAS_TI COMPLETE
ChkState STATE
Format RTE 78
OBT 0x03df7c16
Moni. TRUE
Anom 0

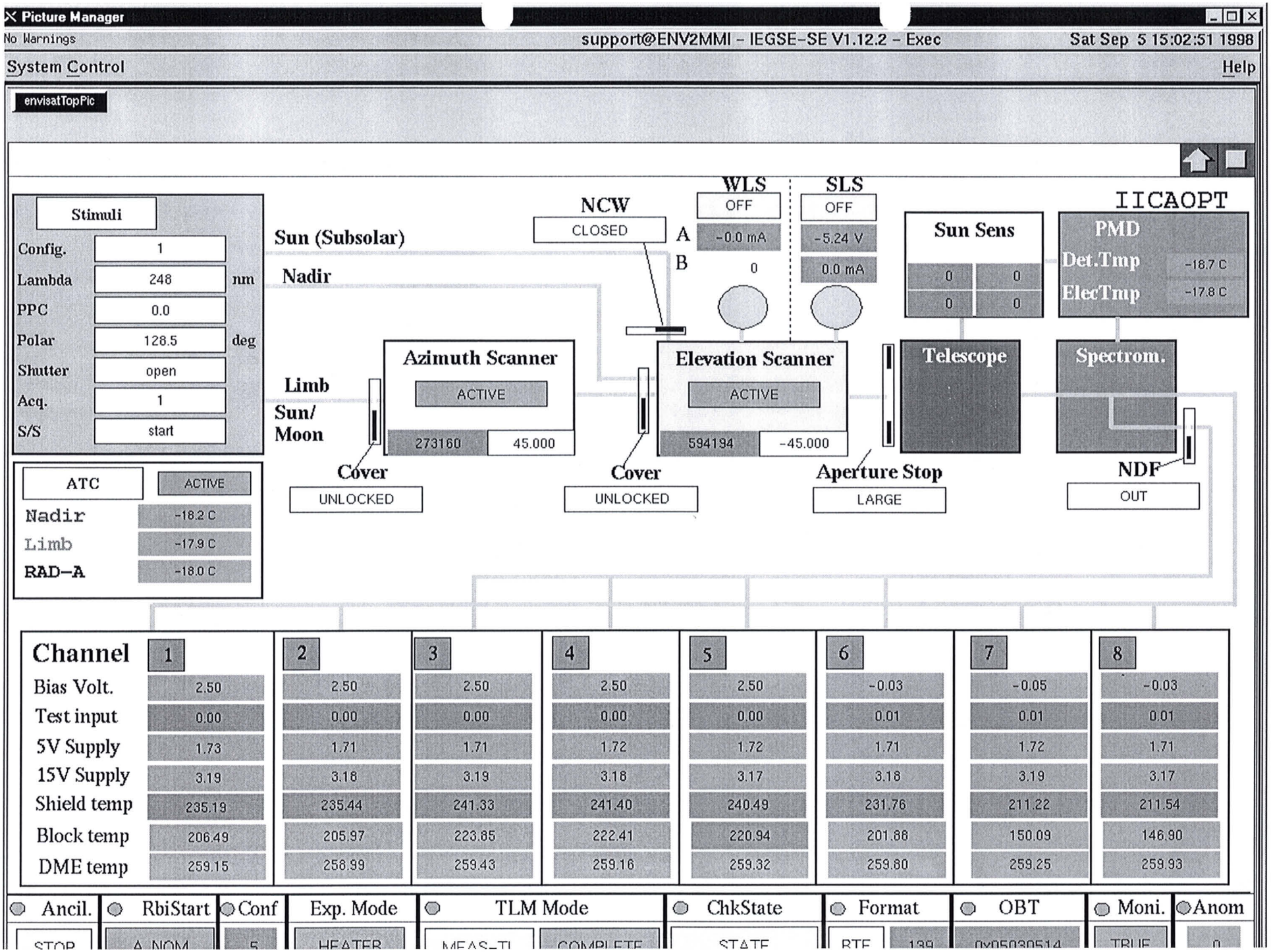
Picture Manager
No Warnings
support@ENV2MMI - IEGSE-SE V1.12.2 - Exec
Sat Sep 5 15:02:51 1998
System Control
Help
envisatTopPic
Stimuli
Config. 1
Lambda 248 nm
PPC 0.0
Polar 128.5 deg
Shutter open
Acq. 1
S/S start
ATC ACTIVE
Nadir -18.2 C
Limb -17.9 C
RAD-A -18.0 C
Sun (Subsolar)
Nadir
Limb
Sun/
Moon
NCW
CLOSED
WLS
OFF
A -0.0 mA
B 0
SLS
OFF
-5.24 V
0.0 mA
Sun Sens
0 0
0 0
IICAOPT
PMD
Det.Tmp -18.7 C
ElecTmp -17.8 C
Azimuth Scanner
ACTIVE
273160 45.000
Elevation Scanner
ACTIVE
594194 -45.000
Telescope
Spectrom.
Cover
UNLOCKED
Cover
UNLOCKED
Aperture Stop
LARGE
NDF
OUT
Channel 1 2 3 4 5 6 7 8
Bias Volt. 2.50 2.50 2.50 2.50 2.50 -0.03 -0.05 -0.03
Test input 0.00 0.00 0.00 0.00 0.00 0.01 0.01 0.01
5V Supply 1.73 1.71 1.71 1.72 1.72 1.71 1.72 1.71
15V Supply 3.19 3.18 3.19 3.18 3.17 3.18 3.19 3.17
Shield temp 235.19 235.44 241.33 241.40 240.49 231.76 211.22 211.54
Block temp 206.49 205.97 223.85 222.41 220.94 201.88 150.09 146.90
DME temp 259.15 258.99 259.43 259.16 259.32 259.80 259.25 259.93
Ancil.
RbiStart
Conf
Exp. Mode
TLM Mode
ChkState
Format
OBT
Moni.
Anom
STOP
A_NOM
5
HEATER
MEAS_TL
COMPLETE
STATE
RTE
139
0x05030514
TRUE
0

Formal Run of Measurement

(Measurement ID) STRAY_UV_VIS

Request for Actual Status	C	(cross out entries that are not requested.)
Request for Modification	M	(fill in only entries to be modified)
Request for Run	X	(no entries = run based on actual default settings)

Scanner Positions

16.7

Azimuth	+45.000	deg
Elevation	-45.000	deg

Timeline for each Data Acquisition Period during Measurement

	1	2	3	4	5	6	7	8	9	10
State ID	42									
Repetitions	1									

State Parameters for States used in Timeline (State ID must be given)

Channel	PET [s] or H#	Co-Adding	PET [s] or H#	Co-Adding	PET [s] or H#	Co-Adding	PET [s] or H#	Co-Adding
1a	1 2	32	64					
1b	1 2	32	64					
2b	2	32						
2a	2	32						
3	2	32						
4	2	32						
5	64	1						
6	16	4						
7	2	32						
8	2	32						
State ID								

slits 2/2/4 mm.
NO Suprasil 311 UV diffuser.
Only Ch 1 & 2 in stray_uv-I/9

Stimuli Settings for Existing Blocks in Measurement

Block No	Stimuli Setup ID	HPC [deg]	Polarizer [deg]	Shutter open/close	Acquisition time [s]	Lambda [nm] Start	Stop	Step	Repetition Factor	Message	US Setup time [s]
1	1	0	120.5	close	1	240	240	0	1	DU1	50
2	1	0	120.5	open	1	240	240	0	1	MAN	8
3	1	0	120.5		1	257	274	17	1	MAN	5
4	1	0	120.5		1	291	308	17	1	MAN	3
5	1	0	120.5		1	325	342	17	1	MAN	3
6	1	0	120.5		1	359	376	17	1	MAN	3
7	1	0	120.5	open	1	393	410	17	1	MAN	3
8	1	0	120.5	close	1	410	410	0	1	DU2	8

Measurement Data Description

Test Purpose	PET search ChR2
Remark	VIO 26
Data Directory	0248_11.52 09_STRAY_UV_VIS

Signatures

	Date	Signature
Issued	15/9/98	
Performed		

Formal Run of Measurement

(Measurement ID) STRAY_UV-VIS

Request for Actual Status		(cross out entries that are **not** requested.)
Request for Modification		(fill in only entries to be modified)
Request for Run	X	(no entries = run based on actual default settings)

Scanner Positions

16-7

Azimuth	+45.000	deg
Elevation	-45.000	deg

Timeline for each Data Acquisition Period during Measurement

	1	2	3	4	5	6	7	8	9	10
State ID	47									
Repetitions	1									

State Parameters for States used in Timeline (State ID must be given)

8bits 2/2/4

NO suprasil 311 diffuser

DIR ~~410~~ STRAY-UV-I/10

Channel	PET [s] or H#	Co-Adding	PET [s] or H#	Co-Adding	PET [s] or H#	Co-Adding	PET [s] or H#	Co-Adding
1a	1	64						
1b	1	64						
2b	2	32						
2a	2	32						
3	2	32						
4	2	32						
5	64	1						
6	16	4						
7	2	32						
8	2	32						
State ID								

Stimuli Settings for Existing Blocks in Measurement

Block No	Stimuli Setup ID	PPC [deg]	Polarizer [deg]	Shutter open/close	Acquisition time [s]	Lambda [nm] Start	Stop	Step	Repetition Factor	Message	OS Setup time [s]
1	1	0	128.5	close	1	240	240	0	1	DU1	50
2	1			open	1	240	240	0	1	M4N	8
3	1				1	248	280	8	1	M4N	3
4	1				1	288	320	8	1	M4N	3
5	1				1	328	360	8	1	M4N	3
6	1				1	368	410	8	1	M4N	3
7	1			open	1	410	410	0	1	M4N	3
8	1	0	128.5	close		410	410	0	1	DU2	8

Measurement Data Description

Test Purpose	Testrun Ch182
Remark	UID 26
Data Directory	0248_12.58.33_

Signatures

	Date	Signature
Issued	5/9/98	
< Performed	5/13/98	

Formal Run of Measurement

(Measurement ID) STRAY_UV_VIS

Request for Actual Status		(cross out entries that are **not** requested.)
Request for Modification	X	(fill in only entries to be modified)
Request for Run	X	(no entries = run based on actual default settings)

Scanner Positions

Azimuth	+45.000	deg ✓
Elevation	-45.000	deg

Timeline for each Data Acquisition Period during Measurement

	1	2	3	4	5	6	7	8	9	10
State ID	47	✓								
Repetitions	10 ~~91~~									

State Parameters for States used in Timeline (State ID must be given)

Channel	PET [s] or H#	Co-Adding	PET [s] or H#	Co-Adding	PET [s] or H#	Co-Adding	PET [s] or H#	Co-Adding
1a	1	64						
1b	1	64						
2b	1	64						
2a	1	64						
3	2	32	✓					
4	2	32						
5	64	1						
6	16	4						
7	2	32						
8	2	32						
State ID								

Slits 2/2/4
NO Suprasil 311 diffusor.

Step 16-7
in Directory
STRAY-UV-I/11

Stimuli Settings for Existing Blocks in Measurement

Block No	Stimuli Setup ID	PPC [deg]	Polarizer [deg]	Shutter open/close	Acquisition time [s]	Lambda [nm] Start	Lambda [nm] Stop	Lambda [nm] Step	Repetition Factor	Message	OS Setup time [s]
1	1	0	128.5	CL	1	240	240	0	1	DU1	50
2	1			OP		240	240	0		M4~	8
3	1					248	280	8			3
4	1					288	320	8			3
5	1					328	360	8			3
6	1					368	410	8			3
7	1			OP		410	410	0		M4~	3
8	1	0	128.5	CL	1	410	410	0	1	DU2	8

Measurement Data Description

Test Purpose	Run Ch1&2
Remark	UID 26
Data Directory	

Signatures

	Date	Signature
Issued	5/9/98	BB
< Performed	5/9/98	[signature]

Formal Run 0248_1424.58_STRAY_UV_VIS

O:\AIT\CALIBRATION\FORMBLATT.XLS]

STEP	ACTION	RESULT	MARKER
Intro	Your name: Date:	Dion Oude Lansink 6-9-'98	
	What's the name of the (main) data input files generated by the EGSE? `(*.dat)`	SCIA_0509199814294566	(A)
	Setup a three-window configuration on your SUN.		see course descr.
Cnstr directory	`cd ~/DATA-DIR/STRAY-UV-I/ ;` `ls -l`		Note: In window DATA-DIR
	highest number in directory?	10	(B)
	New directory: `mkdir <B+1>` `ls -l`		
	What's now the highest number in directory?	11	(C)
	<C> should be <B> + 1	Y / N	
	directory name is:	~/DATA-DIR/STRAY-UV-I/<C>	(DIR-NAME)
Copy data	See Analysis sheet: Transfer Data File	Y / N	In DATA-DIR window
Cnstr EGSE_LTF	`cal_raw2ltf .` (Error messages are not necessarily fatal; check with SOLAN --in solan window-- whether output file is okay: there should be a signal present, and `dremark1` labels should be filled) `ls -l *.egse_ltf`		Note: In window DATA-DIR; ***don't forget the dot !!!;*** *May take more than 15 mins.*

scia_05091990_142945665.egse_ltf

What's the name of the egse_ltf file _____ (D)

<D> should be <A>.egse_ltf (Y)/ N

Cnstr CAL files	idl run_fastaverscia (and select file <D> when asked)	Note: In window IDL
Check CAL files	Dark files:	In DATA-DIR Window
	ls -l *du*.cal	
	size: 146 kb	should be approx 150Kb
	Monochromator ouput:	
	ls -l *mu<lambda>*.avg.cal (where lambda is a wavelength indicator)	
	size: 146kb	should be approx 150Kb
	lambda ranges from: 240	
	to: 410	

Note: all files should be present, if not:

(a) Check file <D> using SOLAN and check whether dremark1 labels are present.

(b) Check if enough disk space is available (Unix command df -k | more).

Print postscript

Pick a `*.m*<lambda>.avg.cal` file.

```
lpr -P<printer> *.avg.cal.ps
```

Contents dark file `*du.avg.cal.ps` should be approx. constant within channels: (Y) / N

Contents of a file *mu<lambda>.avg.cal.ps should contain a peak signal in corresponding channel (cannot be seen in channels 7 and 8): (Y) / N

Contents of *mu<lambda>.rel_std.cal.ps files should be smaller than 0.01 (pixel 300 - - 800) for all channels. (Y) / N
If not, value is: _____

Add postscript images to logbook, done (Y) / N

Print logfiles

```
lpr -P<printer> *.log
```

Add logfiles to logbook, done (Y) / N

Back up	Create 3 sets of backup CDs of directory <DIR-NAME> (One CD has a capacity of 600 Mbytes, the UNIX command `/usr/bin/du -k .` gives the number of kilo bytes in the current directory). Name of backup CDs	_____	See analysis sheet BackUp

Sign:	Name	_____
	Date and time	_____
	Signature	_____

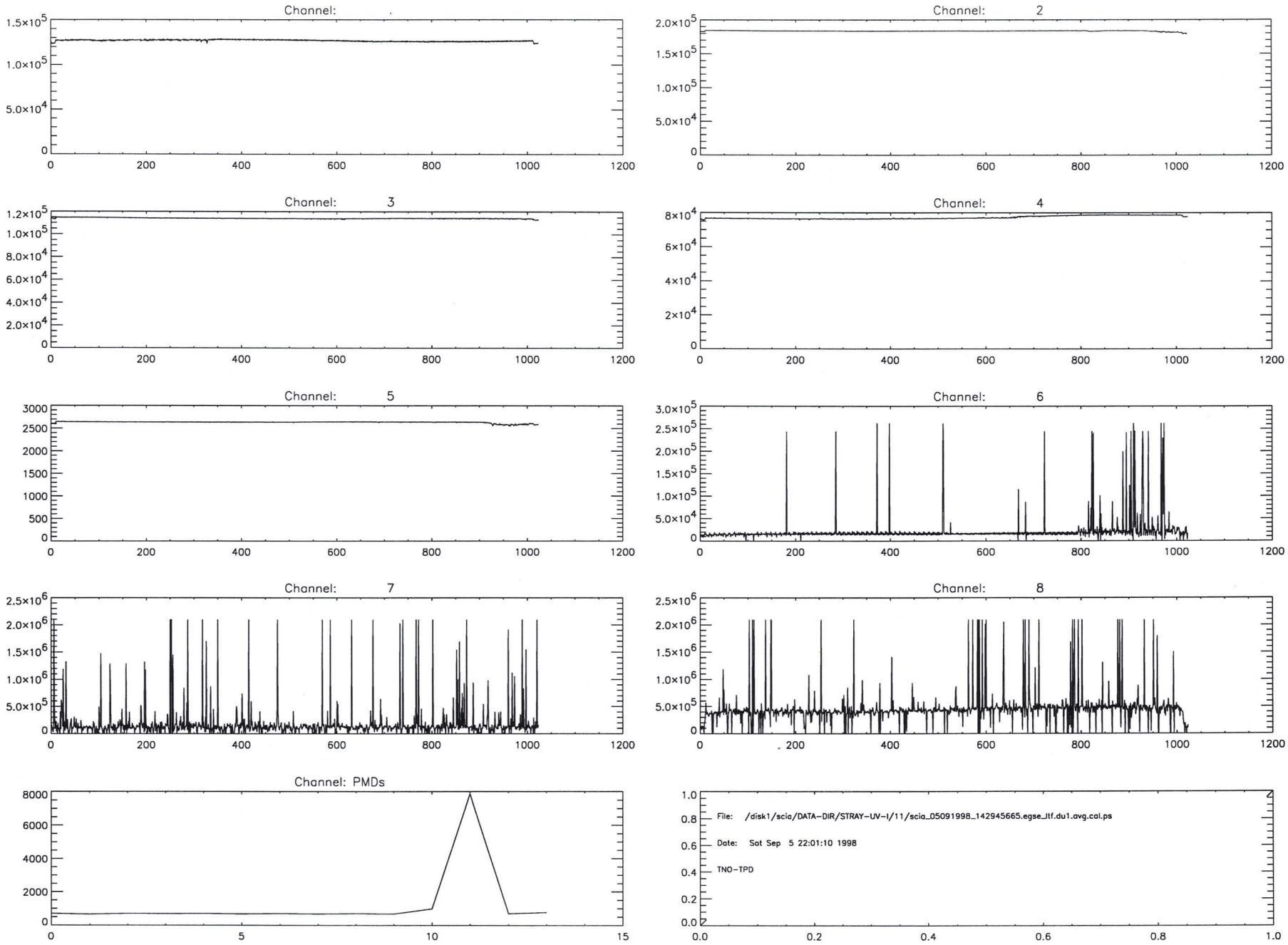
Channel:
Channel: 2
Channel: 3
Channel: 4
Channel: 5
Channel: 6
Channel: 7
Channel: 8
Channel: PMDs
File: /disk1/scia/DATA-DIR/STRAY-UV-1/11/scia_05091998_142945665.egse_1tf.du1.avg.cal.ps
Date: Sat Sep 5 22:01:10 1998
TNO-TPD

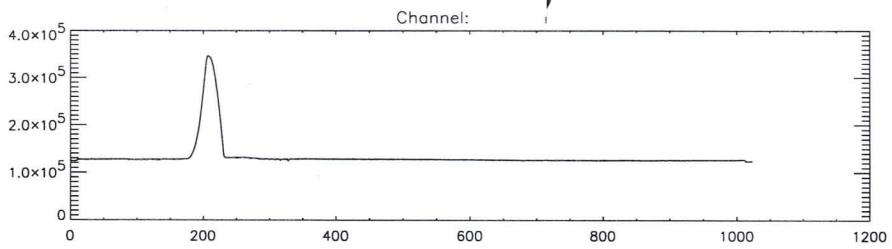
Channel:
4.0x10^5
3.0x10^5
2.0x10^5
1.0x10^5
0
0
200
400
600
800
1000
1200

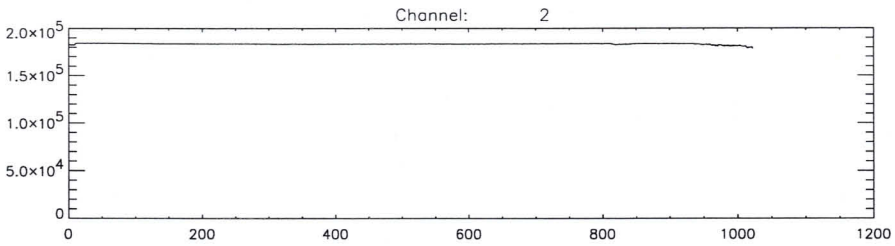
Channel: 2
2.0x10^5
1.5x10^5
1.0x10^5
5.0x10^4
0
0
200
400
600
800
1000
1200

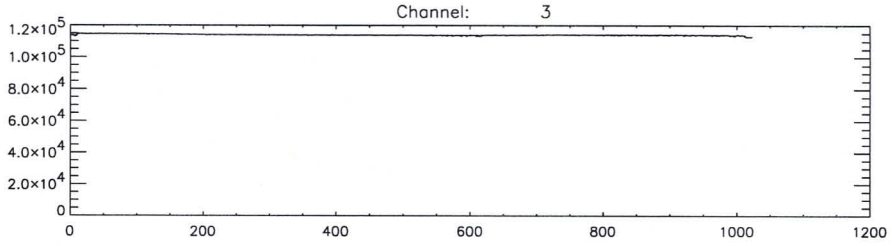
Channel: 3
1.2x10^5
1.0x10^5
8.0x10^4
6.0x10^4
4.0x10^4
2.0x10^4
0
0
200
400
600
800
1000
1200

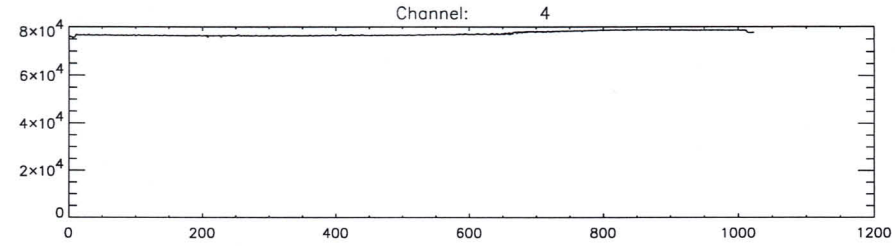
Channel: 4
8x10^4
6x10^4
4x10^4
2x10^4
0
0
200
400
600
800
1000
1200

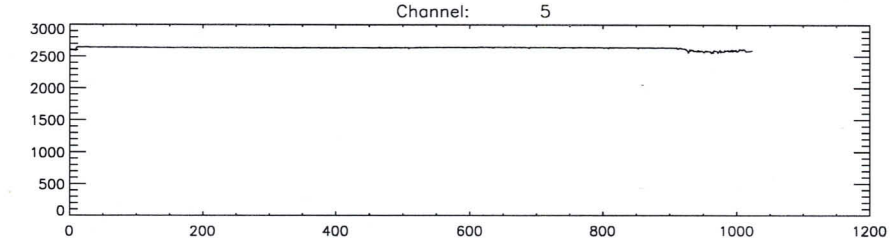
Channel: 5
3000
2500
2000
1500
1000
500
0
0
200
400
600
800
1000
1200

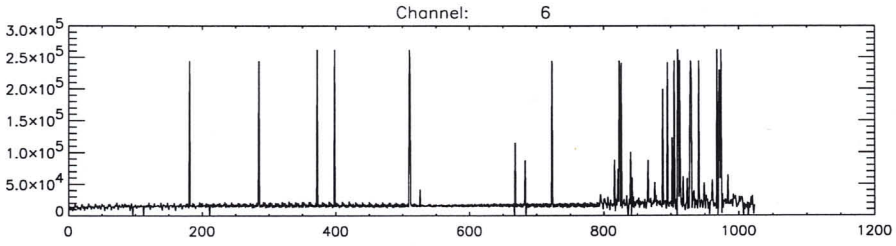
Channel: 6
3.0x10^5
2.5x10^5
2.0x10^5
1.5x10^5
1.0x10^5
5.0x10^4
0
0
200
400
600
800
1000
1200

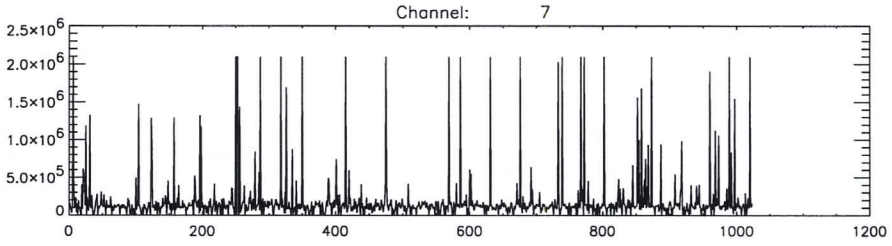
Channel: 7
2.5x10^6
2.0x10^6
1.5x10^6
1.0x10^6
5.0x10^5
0
0
200
400
600
800
1000
1200

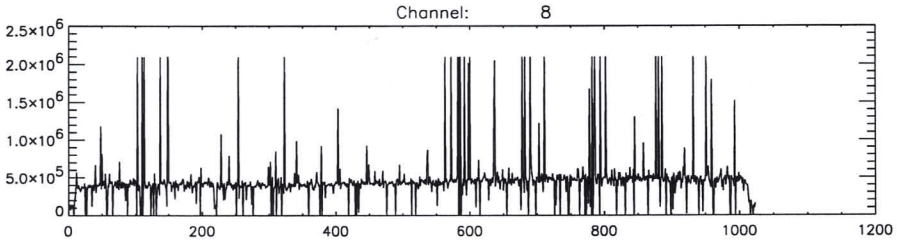
Channel: 8
2.5x10^6
2.0x10^6
1.5x10^6
1.0x10^6
5.0x10^5
0
0
200
400
600
800
1000
1200

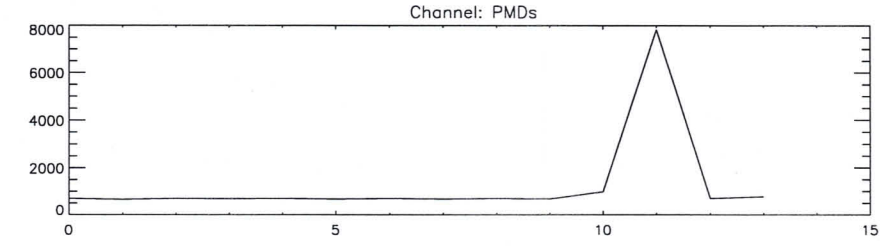
Channel: PMDs
8000
6000
4000
2000
0
0
5
10
15

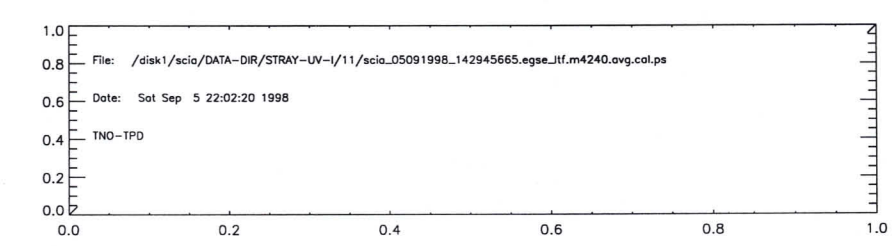
File: /disk1/scia/DATA-DIR/STRAY-UV-I/11/scia_05091998_142945665.egse_itf.m4240.avg.cal.ps
Date: Sat Sep 5 22:02:20 1998
TNO-TPD
1.0
0.8
0.6
0.4
0.2
0.0
0.0
0.2
0.4
0.6
0.8
1.0

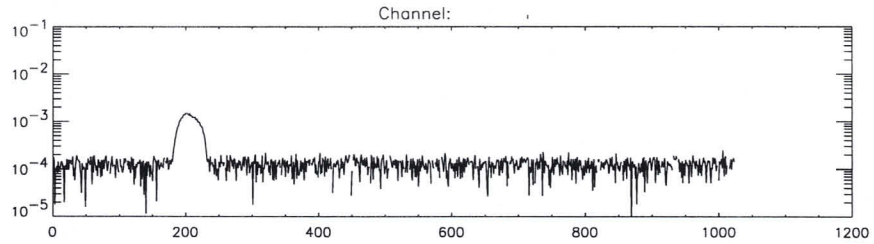
Channel:
10^{-1}
10^{-2}
10^{-3}
10^{-4}
10^{-5}
0
200
400
600
800
1000
1200

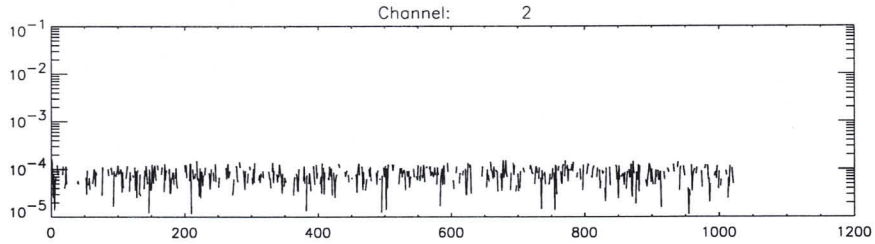
Channel: 2
10^{-1}
10^{-2}
10^{-3}
10^{-4}
10^{-5}
0
200
400
600
800
1000
1200

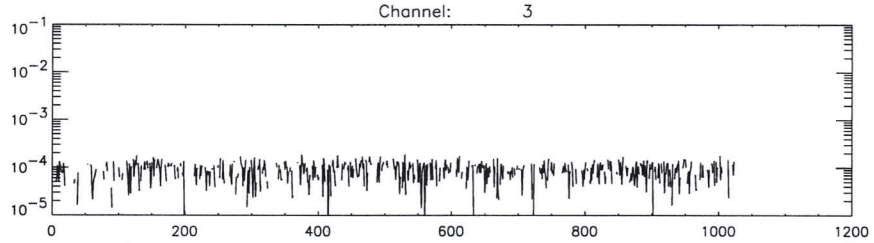
Channel: 3
10^{-1}
10^{-2}
10^{-3}
10^{-4}
10^{-5}
0
200
400
600
800
1000
1200

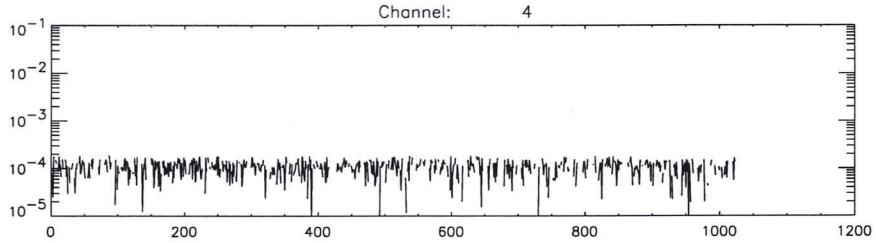
Channel: 4
10^{-1}
10^{-2}
10^{-3}
10^{-4}
10^{-5}
0
200
400
600
800
1000
1200

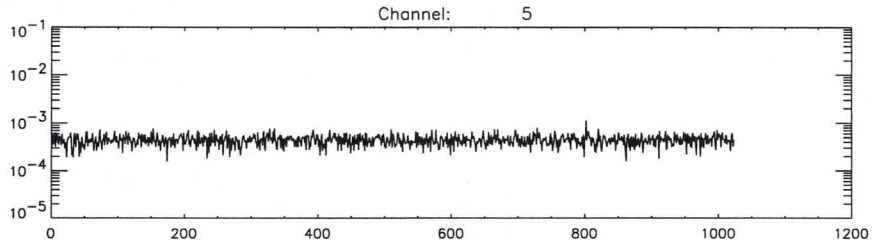
Channel: 5
10^{-1}
10^{-2}
10^{-3}
10^{-4}
10^{-5}
0
200
400
600
800
1000
1200

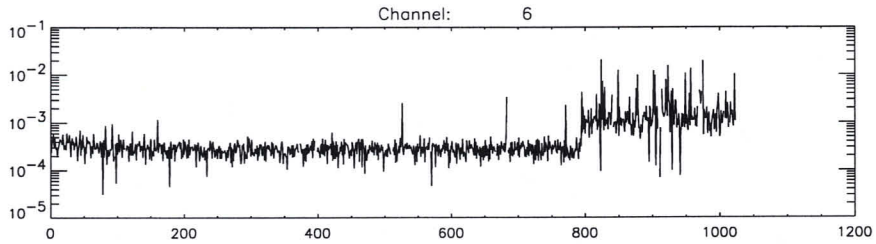
Channel: 6
10^{-1}
10^{-2}
10^{-3}
10^{-4}
10^{-5}
0
200
400
600
800
1000
1200

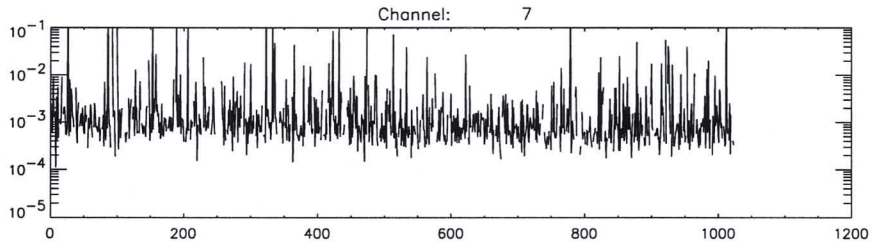
Channel: 7
10^{-1}
10^{-2}
10^{-3}
10^{-4}
10^{-5}
0
200
400
600
800
1000
1200

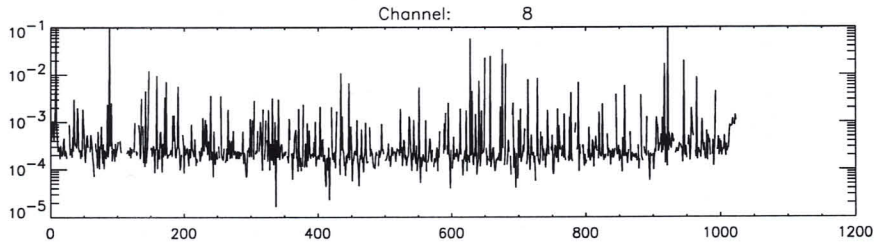
Channel: 8
10^{-1}
10^{-2}
10^{-3}
10^{-4}
10^{-5}
0
200
400
600
800
1000
1200

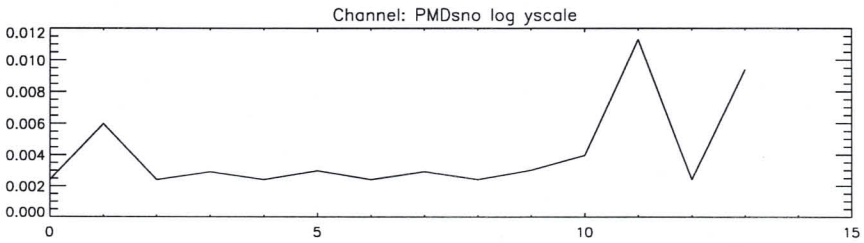
Channel: PMDsno log yscale
0.012
0.010
0.008
0.006
0.004
0.002
0.000
0
5
10
15

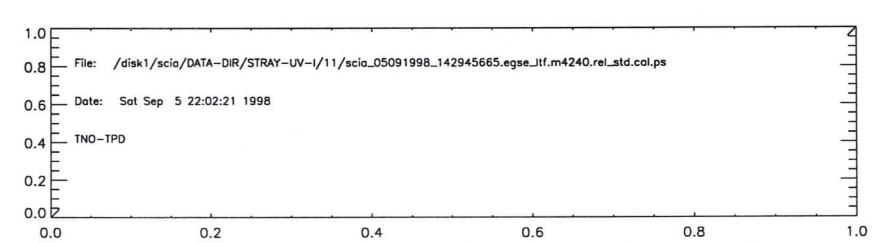
1.0
0.8
0.6
0.4
0.2
0.0
File: /disk1/scia/DATA-DIR/STRAY-UV-1/11/scia_05091998_142945665.egse_itf.m4240.rel_std.col.ps
Date: Sat Sep 5 22:02:21 1998
TNO-TPD
0.0
0.2
0.4
0.6
0.8
1.0

```
time       = Sat Sep  5 22:01:10 1998
batch      = du1
Start TOD = Sat 05-Sep-98 14:30:39
End   TOD = Sat 05-Sep-98 14:43:09
Processing= computation of average, standard dev. and rel.standard dev.
```

```
time       = Sat Sep  5 22:02:21 1998
batch      = m4240
Start TOD = Sat 05-Sep-98 14:43:09
End   TOD = Sat 05-Sep-98 14:55:36
Processing= computation of average, standard dev. and rel.standard dev.
```

team 3

LOG SHEET SCHIAMACHY CALIBRATION

Date/Time	Description of action	Measurement directory
5-9-1998 22:35 utc	Stray light measurement 3b wl = 250, 270, 290 first testrun with 1 diffuser suprasil 311 Pet's used off measurement stray-uv 2-9-1998 data loaded in dir. ~/STRAY-UV-I/121 (dir. stray-UV/3)	~/DATA+DIR/STRAY-UV-I/12
5-9-1998 23:25 utc	Pet's checked with Solan OK Formal run with same pet's 20 repetitions	
Remark	Because we didn't know if the last block (block8) could be deleted, this block is now a dark current block with one repetition	

Formal Run of Measurement

(Measurement ID) STRAY-UV-VIS

Request for Actual Status		(cross out entries that are **not** requested.)
Request for Modification	X	(fill in only entries to be modified)
Request for Run	X	(no entries = run based on actual default settings)

Scanner Positions

Azimuth	+45.00	deg
Elevation	-45.00	deg

Timeline for each Data Acquisition Period during Measurement

	1	2	3	4	5	6	7	8	9	10
State ID	47									
Repetitions	1									

State Parameters for States used in Timeline (State ID must be given)

Step. 16.7

SLITS 2/2/4

1 UV DIFFUSER

TEST RUN

CHECK PET's

Channel	PET [s] or H#	Co-Adding	PET [s] or H#	Co-Adding	PET [s] or H#	Co-Adding	PET [s] or H#	Co-Adding
1a	64	1						
1b	64	1						
2b	64	1						
2a	64	1						
3	4	16						
4	2	32						
5	64	1						
6	16	4						
7	2	32						
8	2	32						
State ID	47							

Stimuli Settings for Existing Blocks in Measurement

Block No	Stimuli Setup ID	PPC [deg]	Polarizer [deg]	Shutter open/close	Acquisition Time [s]	Lambda [nm] Start	Stop	Step	Repetition Factor	Message	OS Setup Time [s]
1	1	0.0	128.5	CLOSE	1	250	250	0	1	DU1	50
2	1	0.0	128.5	OPEN	1	250	250	0	1	MEAS	8
3	1	0.0	128.5	CLOSE	1	270	270	0	1	DU2	3
4	1	0.0	128.5	OPEN	1	270	270	0	1	MEAS	3
5	1	0.0	128.5	CLOSE	1	290	290	0	1	DU3	3
6	1	0.0	128.5	OPEN	1	290	290	0	1	MEAS	3
7	1	0.0	128.5	CLOSE	1	290	290	0	1	DU4	3
8	1	0.0	128.5	CLOSE	1	296	290	0	1	DU5	8

Measurement Data Description

Test Purpose	
Remark	UID 26 (adapted)
Data Directory	0248_22.28.40_STRAY_UV_VIS

Signatures

	Date	Signature
Issued	5-9-'98	
< Performed	5.9.98	

	LOG SHEET SCHIAMACHY CALIBRATION	
Date/Time	**Description of action**	**Measurement directory**
06.09.98 300 UTC	MSM: EXTRA STRAYLIGHT 3b (step 16.) MSM at WL. = 250, 270, en 290 s Still have to analyse using bart's program and AIT data s (Note: Bart's program: idl een)	

Formal Run of Measurement

(Measurement ID) STRAY_UV_VIS

Request for Actual Status		(cross out entries that are **not** requested.)
Request for Modification	X	(fill in only entries to be modified)
Request for Run	X	(no entries = run based on actual default settings)

Scanner Positions

Azimuth	+45.00	deg
Elevation	-45.00	deg

Timeline for each Data Acquisition Period during Measurement

	1	2	3	4	5	6	7	8	9	10
State ID	47									
Repetitions	1									

State Parameters for States used in Timeline (State ID must be given)

Channel	PET [s] or H#	Co-Adding	PET [s] or H#	Co-Adding	PET [s] or H#	Co-Adding	PET [s] or H#	Co-Adding
1a	64	1						
1b	64	1						
2b	64	1						
2a	64	1						
3	4	16						
4	2	32						
5	64	1						
6	16	4						
7	2	32						
8	2	32						
State ID	47							

Step 16.7
slits 2/2/4
1UV Diffuser
Suprasil 311

Stimuli Settings for Existing Blocks in Measurement

Block No	Stimuli Setup ID	PPC [deg]	Polarizer [deg]	Shutter open/close	Acquisition Time [s]	Lambda [nm] Start	Stop	Step	Repetition Factor	Message	OS Setup Time [s]
1	1	0	128.5	close	1	250	250	6	20	DU1	
2	1	0	128.5	open	1	250	250	0	20	mq~	
3	1	0	128.5	close	1	270	270	0	20	DU2	
4	1	0	128.5	open	1	270	270	0	20	mq~	
5	1	0	128.5	close	1	290	290	0	20	DU3	
6	1	0	128.5	open	1	290	290	0	20	mq~	
7	1	0	128.5	close	1	290	290	0	20	DU4	
8	1	0	128.5	close	1	290	290	0	1	DU5	

Measurement Data Description

Test Purpose	UID 26 (adapted)
Remark	
Data Directory	0248_23.18.20_STRAY_UV_VIS

Signatures

	Date	Signature
Issued	5-9-98	
Performed	5-9-98	

STEP	ACTION	RESULT	MARKER
Intro	Your name: Date:	A. Bos 06 09 98	
	What's the name of the (main) data input files generated by the EGSE? `(*.dat)`	scia_05091998-232258296.dat	(A)
	Setup a three-window configuration on your SUN.		see course descr.
Cnstr directory	`cd ~/DATA-DIR/STRAY-UV-I/ ;` `ls -l`		Note: In window DATA-DIR
	highest number in directory?	12	(B)
	New directory: `mkdir <B+1>` `ls -l`	13	
	What's now the highest number in directory?		(C)
	<C> should be <B> + 1	Y / N	
	directory name is:	~/DATA-DIR/STRAY-UV-I/<C>	(DIR-NAME)
Copy data	See Analysis sheet: Transfer Data File	Y / N	In DATA-DIR window
Cnstr EGSE_LTF	`cal_raw2ltf .` (Error messages are not necessarily fatal; check with SOLAN --in solan window-- whether output file is okay: there should be a signal present, and `dremark1` labels should be filled) `ls -l *.egse_ltf`		Note: In window DATA-DIR; ***don't forget the dot !!!;*** *May take more than 15 mins.*

What's the name of the egse_ltf file Scia.0509199 23225892jb.egse_ltf (D)

`<D> should be <A>.egse_ltf` Y / N

Cnstr CAL files

`idl run_fastaverscia` (and select file <D> when asked)

Note: In window IDL

Check CAL files

Dark files:

In DATA-DIR Window

`ls -l *du*.cal`

size: _____ should be approx 150Kb

Monochromator ouput:

wl= 250 270 290

`ls -l *mu<lambda>*.avg.cal` (where lambda is a wavelength indicator)

size: _____ should be approx 150Kb

lambda ranges from: _____

to: _____

Note: all files should be present, if not:

(a) Check file <D> using SOLAN and check whether `dremark1` labels are present.

(b) Check if enough disk space is available (Unix command `df -k | more`).

Print postscript

Pick a `*.m*<lambda>.avg.cal` file.

```
lpr -P<printer> *.avg.cal.ps
```

Contents dark file `*du.avg.cal.ps` should be approx. constant within channels: Y / N

Contents of a file *mu<lambda>.avg.cal.ps should contain a peak signal in corresponding channel (cannot be seen in channels 7 and 8): Y / N

Contents of *mu<lambda>.rel_std.cal.ps files should be smaller than 0.01 (pixel 300 - - 800) for all channels. Y / N
If not, value is: _____

Add postscript images to logbook, done Y / N

Print logfiles

```
lpr -P<printer> *.log
```

Add logfiles to logbook, done Y / N

Back up	Create 3 sets of backup CDs of directory <DIR-NAME> (One CD has a capacity of 600 Mbytes, the UNIX command `/usr/bin/du -k .` gives the number of kilo bytes in the current directory). Name of backup CDs	_____	See analysis sheet BackUp

Sign:	Name	_____
	Date and time	_____
	Signature	_____

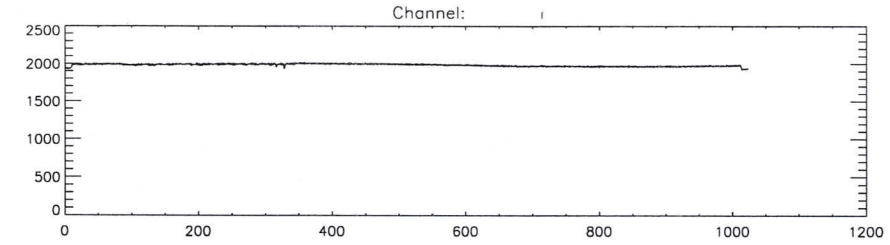
Channel:
2500
2000
1500
1000
500
0
0
200
400
600
800
1000
1200

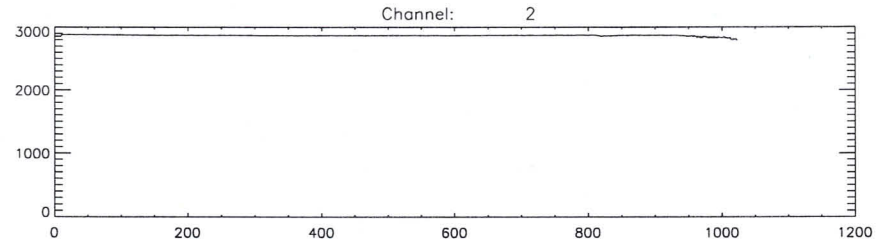
Channel: 2
3000
2000
1000
0
0
200
400
600
800
1000
1200

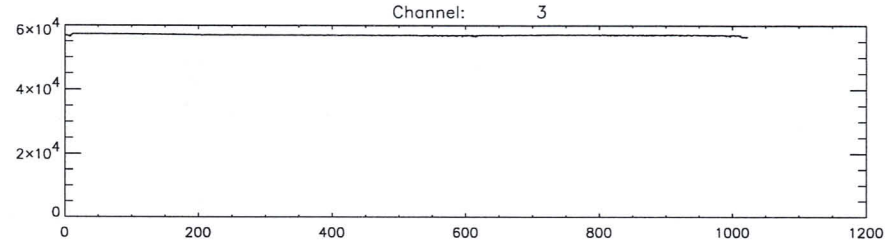
Channel: 3
6×10^4
4×10^4
2×10^4
0
0
200
400
600
800
1000
1200

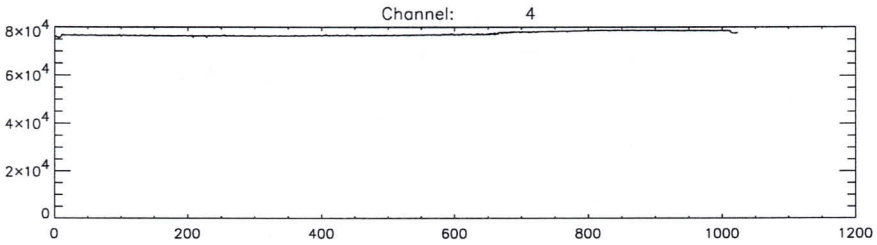
Channel: 4
8×10^4
6×10^4
4×10^4
2×10^4
0
0
200
400
600
800
1000
1200

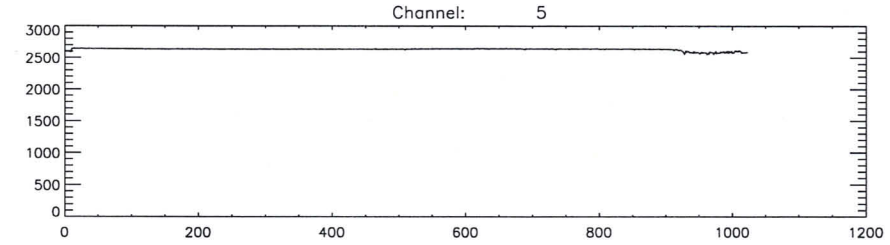
Channel: 5
3000
2500
2000
1500
1000
500
0
0
200
400
600
800
1000
1200

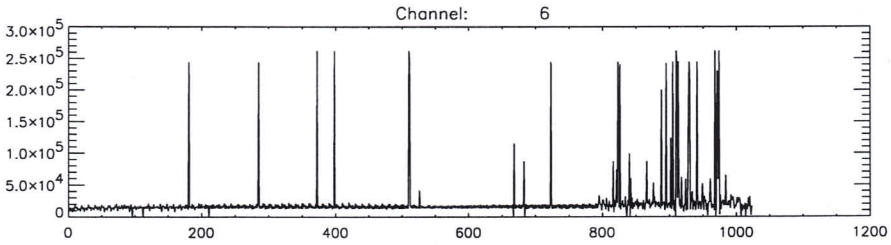
Channel: 6
3.0×10^5
2.5×10^5
2.0×10^5
1.5×10^5
1.0×10^5
5.0×10^4
0
0
200
400
600
800
1000
1200

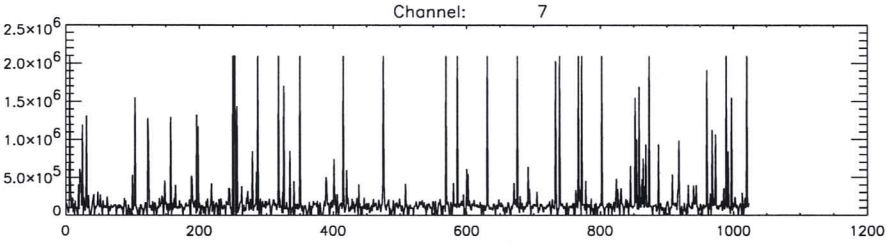
Channel: 7
2.5×10^6
2.0×10^6
1.5×10^6
1.0×10^6
5.0×10^5
0
0
200
400
600
800
1000
1200

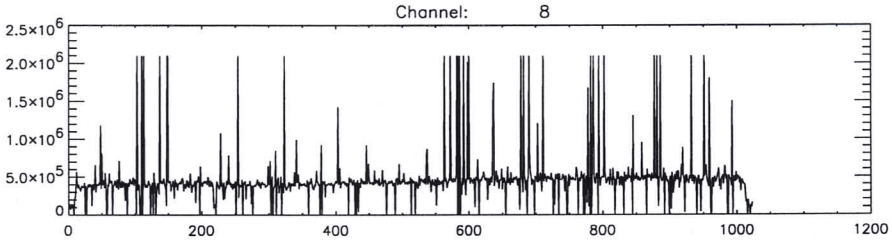
Channel: 8
2.5×10^6
2.0×10^6
1.5×10^6
1.0×10^6
5.0×10^5
0
0
200
400
600
800
1000
1200

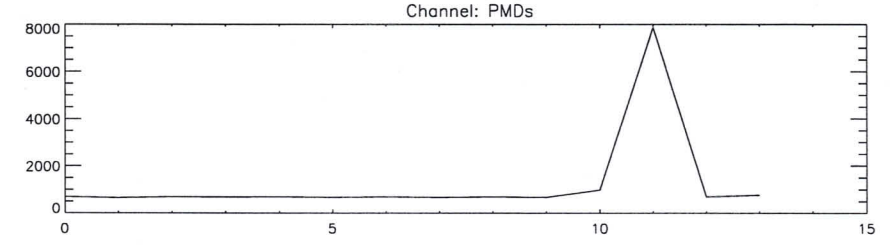
Channel: PMDs
8000
6000
4000
2000
0
0
5
10
15

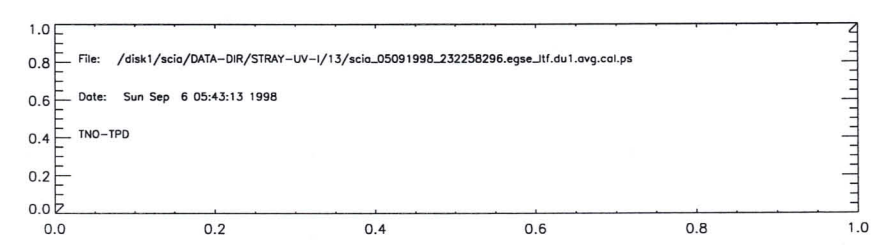
File: /disk1/scia/DATA-DIR/STRAY-UV-1/13/scia_05091998_232258296.egse_ltf.du1.avg.cal.ps
Date: Sun Sep 6 05:43:13 1998
TNO-TPD
1.0
0.8
0.6
0.4
0.2
0.0
0.0
0.2
0.4
0.6
0.8
1.0

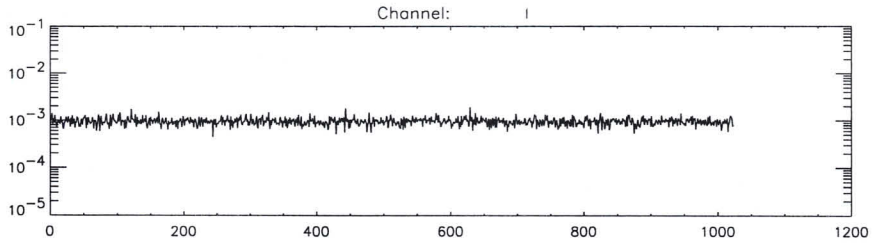
Channel: 1

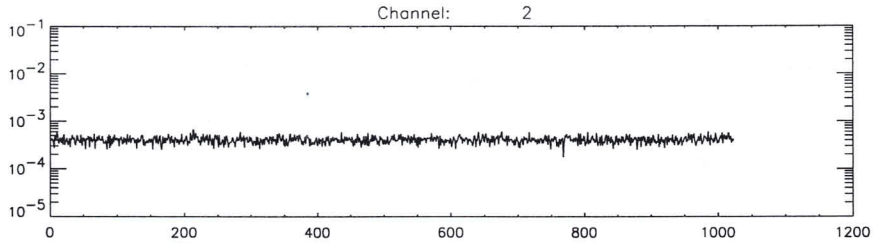
Channel: 2

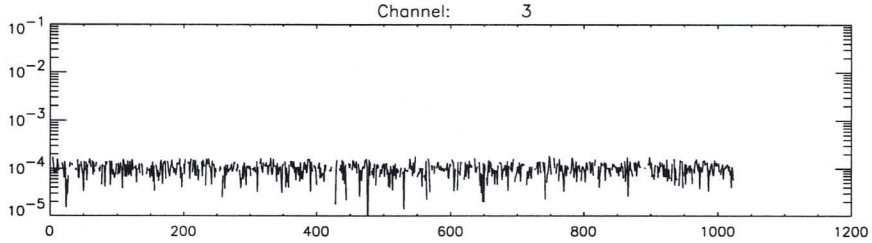
Channel: 3

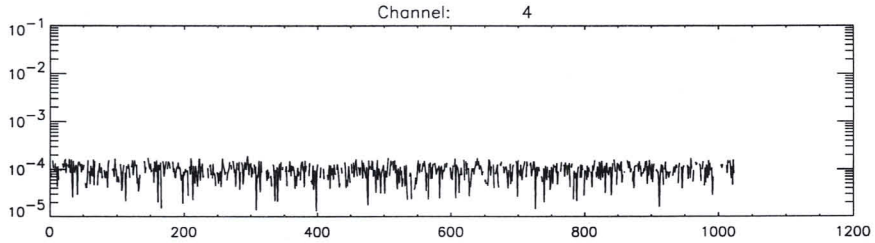
Channel: 4

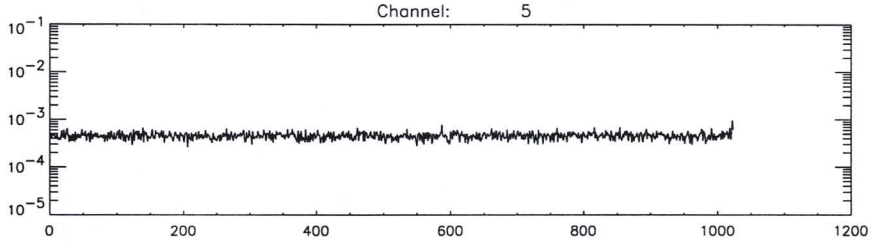
Channel: 5

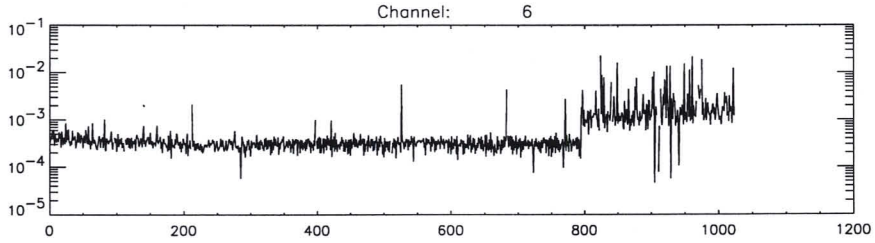
Channel: 6

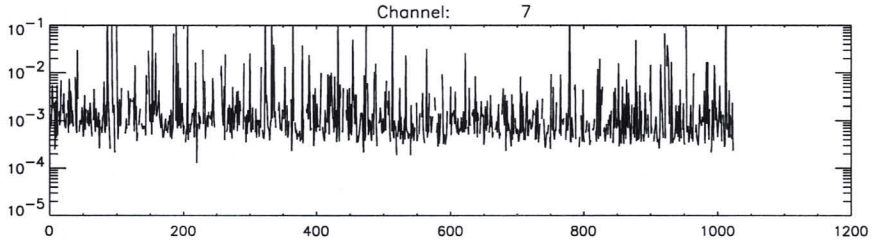
Channel: 7

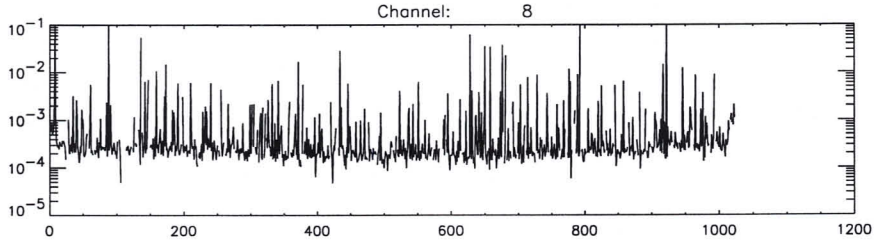
Channel: 8

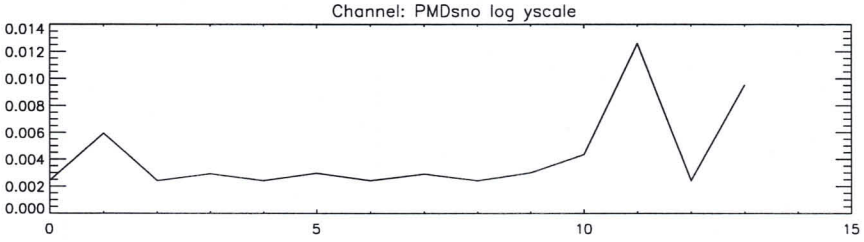
Channel: PMDsno log yscale

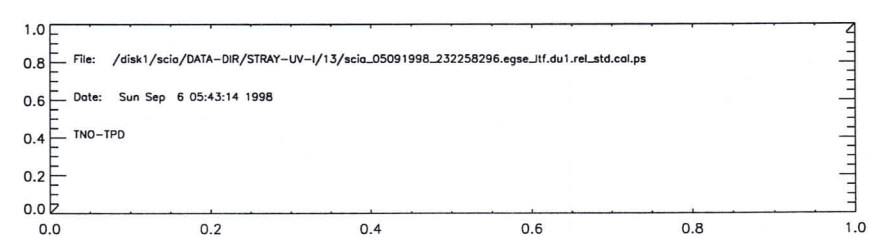
File: /disk1/scia/DATA-DIR/STRAY-UV-1/13/scia_05091998_232258296.egse_itf.du1.rel_std.cal.ps
Date: Sun Sep 6 05:43:14 1998
TNO-TPD

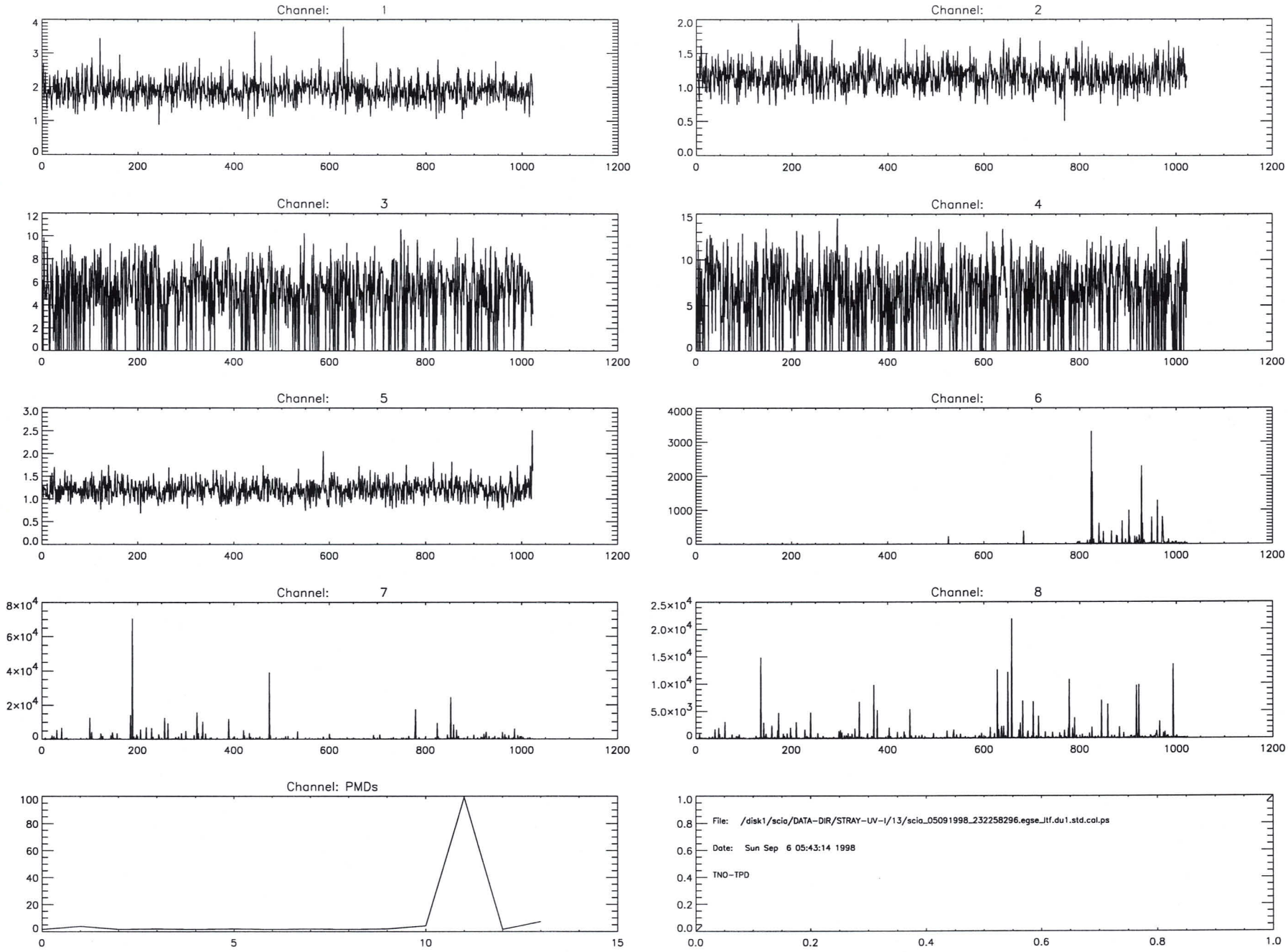
Channel: 1
Channel: 2
Channel: 3
Channel: 4
Channel: 5
Channel: 6
Channel: 7
Channel: 8
Channel: PMDs
File: /disk1/scia/DATA-DIR/STRAY-UV-1/13/scia_05091998_232258296.egse_itf.du1.std.cal.ps
Date: Sun Sep 6 05:43:14 1998
TNO-TPD

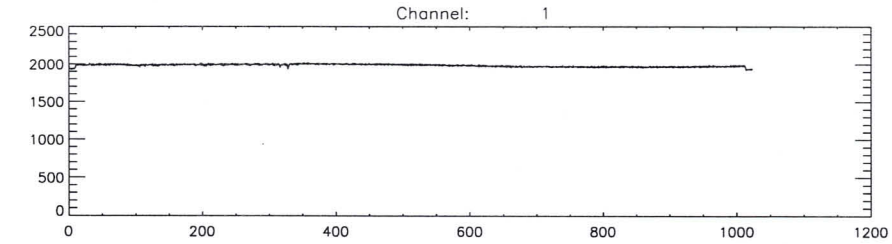
Channel: 1
2500
2000
1500
1000
500
0
0
200
400
600
800
1000
1200

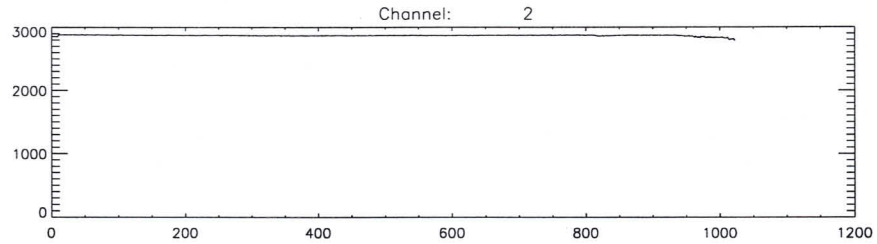
Channel: 2
3000
2000
1000
0
0
200
400
600
800
1000
1200

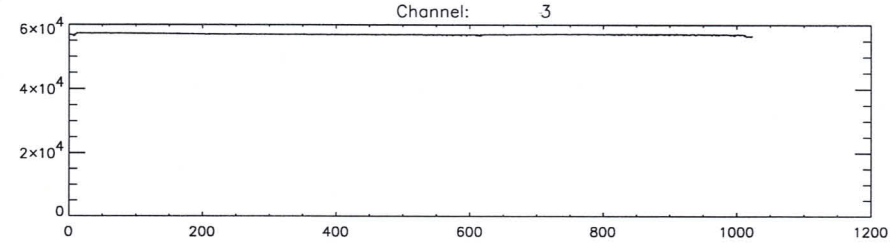
Channel: 3
6×10^4
4×10^4
2×10^4
0
0
200
400
600
800
1000
1200

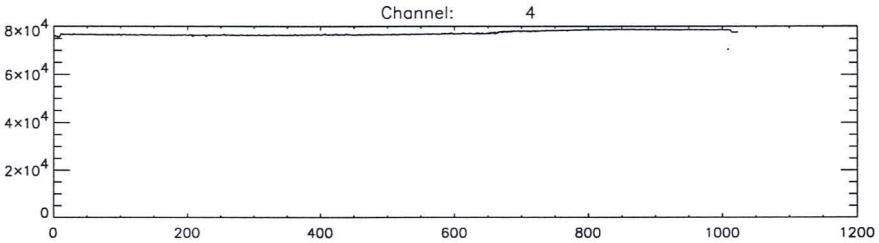
Channel: 4
8×10^4
6×10^4
4×10^4
2×10^4
0
0
200
400
600
800
1000
1200

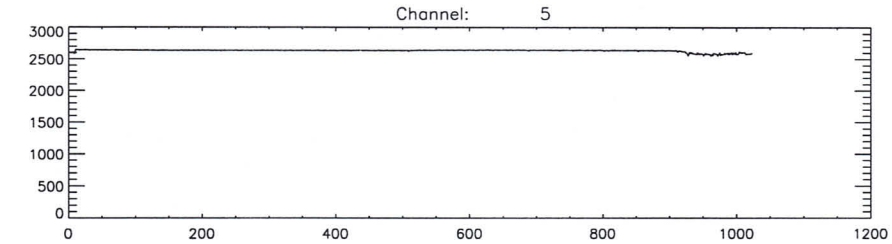
Channel: 5
3000
2500
2000
1500
1000
500
0
0
200
400
600
800
1000
1200

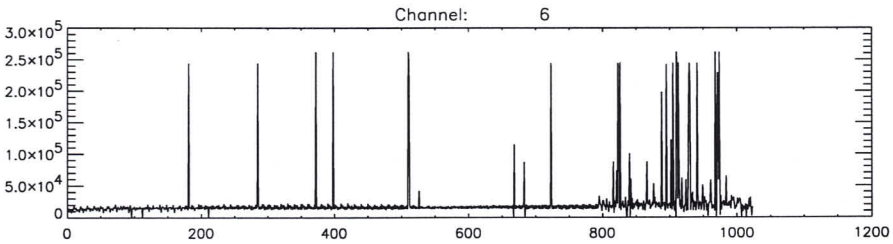
Channel: 6
3.0×10^5
2.5×10^5
2.0×10^5
1.5×10^5
1.0×10^5
5.0×10^4
0
0
200
400
600
800
1000
1200

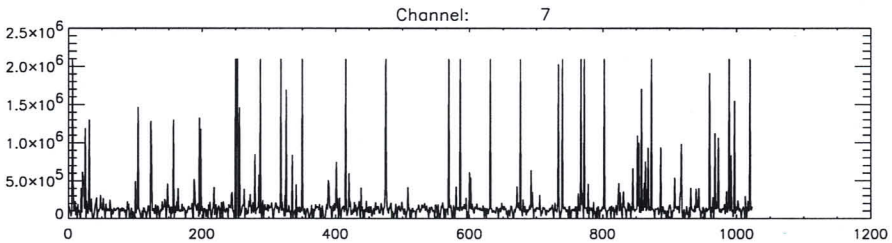
Channel: 7
2.5×10^6
2.0×10^6
1.5×10^6
1.0×10^6
5.0×10^5
0
0
200
400
600
800
1000
1200

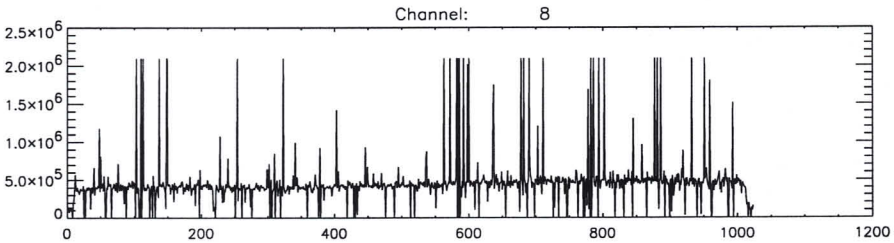
Channel: 8
2.5×10^6
2.0×10^6
1.5×10^6
1.0×10^6
5.0×10^5
0
0
200
400
600
800
1000
1200

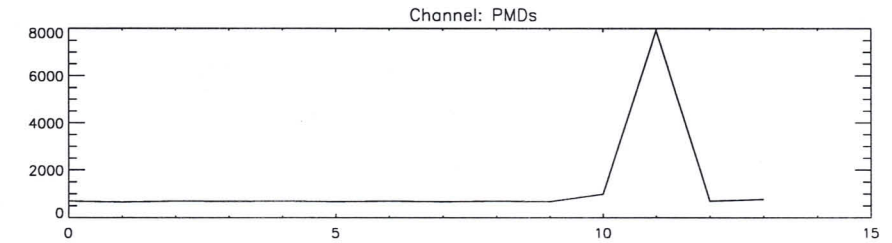
Channel: PMDs
8000
6000
4000
2000
0
0
5
10
15

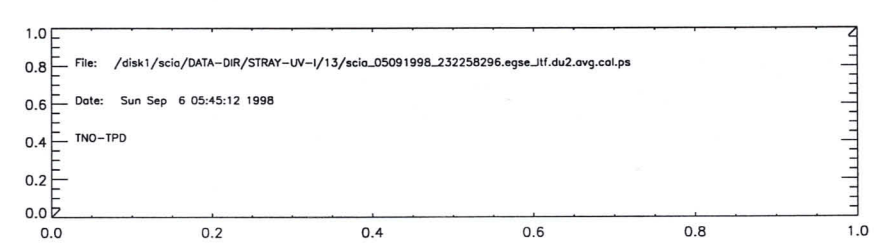
1.0
0.8
0.6
0.4
0.2
0.0
File: /disk1/scia/DATA-DIR/STRAY-UV-1/13/scia_05091998_232258296.egse_itf.du2.avg.cal.ps
Date: Sun Sep 6 05:45:12 1998
TNO-TPD
0.0
0.2
0.4
0.6
0.8
1.0

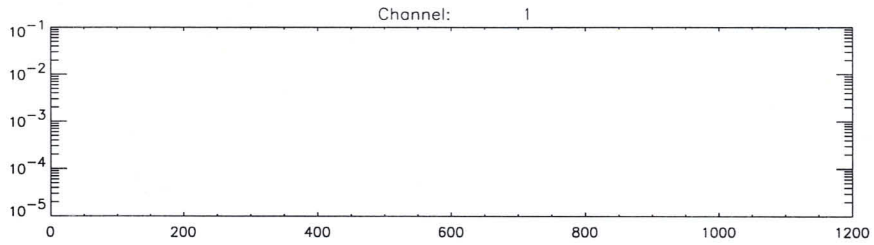
Channel: 1
10^{-1}
10^{-2}
10^{-3}
10^{-4}
10^{-5}
0
200
400
600
800
1000
1200

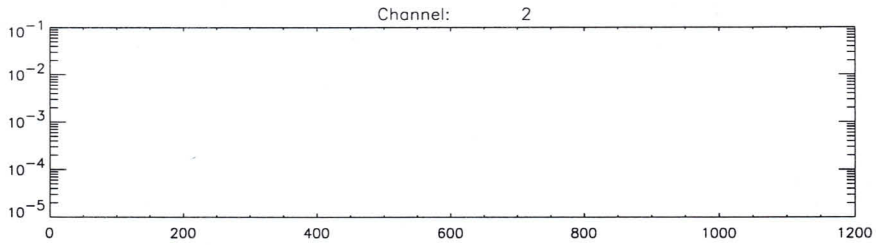
Channel: 2
10^{-1}
10^{-2}
10^{-3}
10^{-4}
10^{-5}
0
200
400
600
800
1000
1200

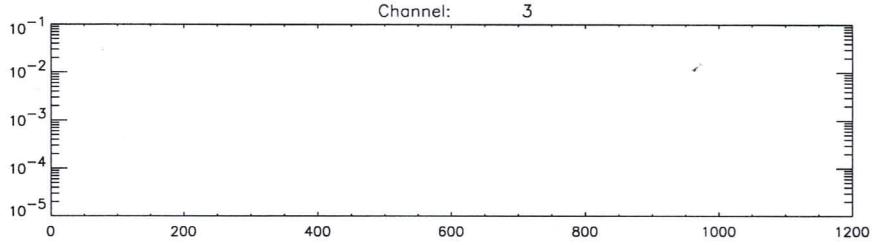
Channel: 3
10^{-1}
10^{-2}
10^{-3}
10^{-4}
10^{-5}
0
200
400
600
800
1000
1200

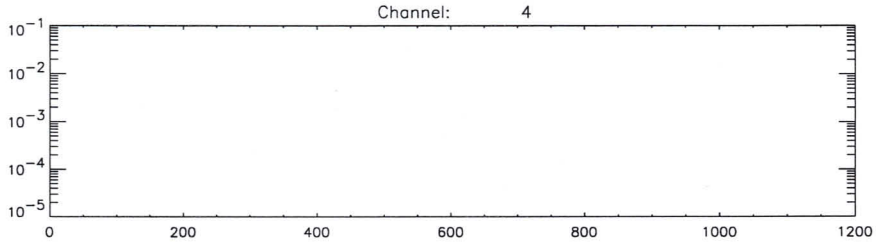
Channel: 4
10^{-1}
10^{-2}
10^{-3}
10^{-4}
10^{-5}
0
200
400
600
800
1000
1200

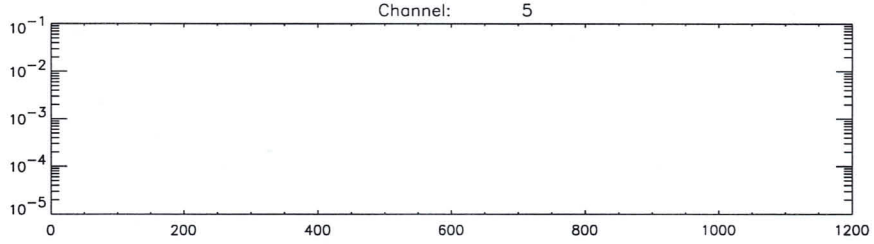
Channel: 5
10^{-1}
10^{-2}
10^{-3}
10^{-4}
10^{-5}
0
200
400
600
800
1000
1200

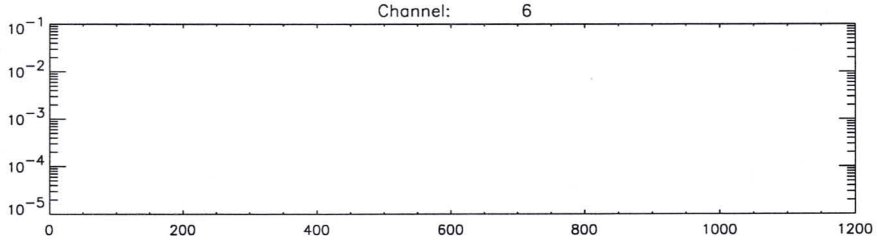
Channel: 6
10^{-1}
10^{-2}
10^{-3}
10^{-4}
10^{-5}
0
200
400
600
800
1000
1200

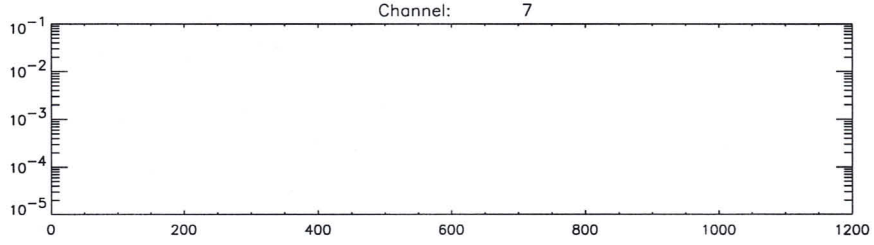
Channel: 7
10^{-1}
10^{-2}
10^{-3}
10^{-4}
10^{-5}
0
200
400
600
800
1000
1200

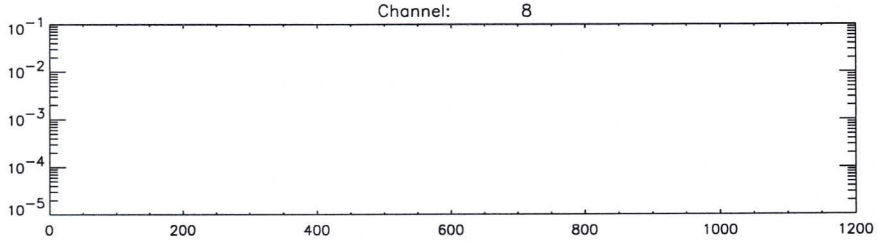
Channel: 8
10^{-1}
10^{-2}
10^{-3}
10^{-4}
10^{-5}
0
200
400
600
800
1000
1200

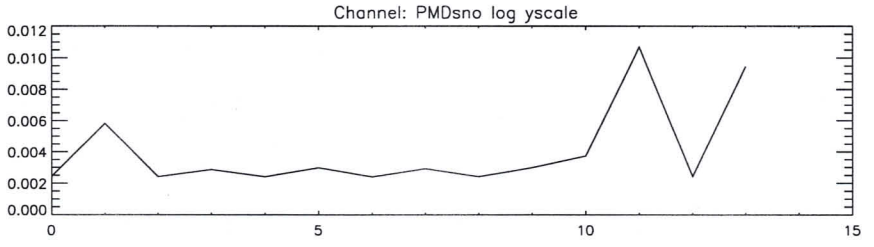
Channel: PMDsno log yscale
0.012
0.010
0.008
0.006
0.004
0.002
0.000
0
5
10
15

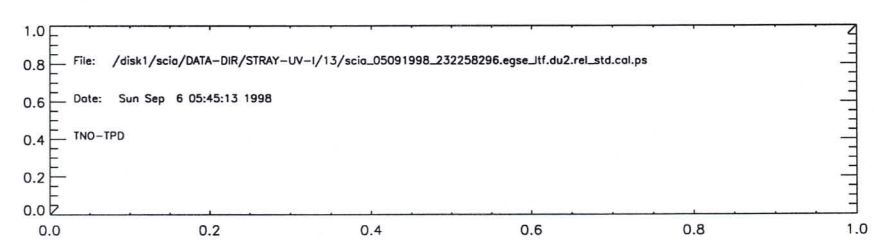
1.0
0.8
0.6
0.4
0.2
0.0
File: /disk1/scia/DATA-DIR/STRAY-UV-1/13/scia_05091998_232258296.egse_1tf.du2.rel_std.cal.ps
Date: Sun Sep 6 05:45:13 1998
TNO-TPD
0.0
0.2
0.4
0.6
0.8
1.0

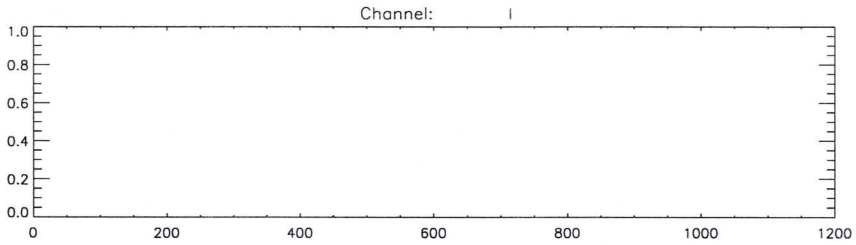
Channel: 1
1.0
0.8
0.6
0.4
0.2
0.0
0
200
400
600
800
1000
1200

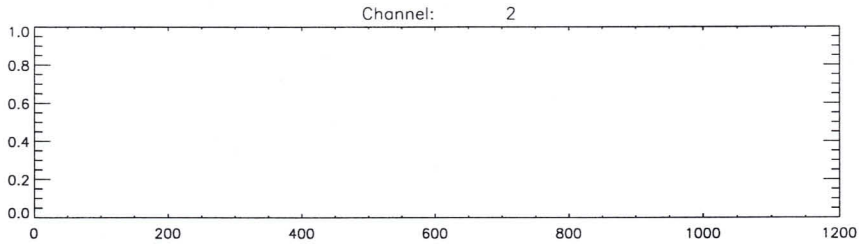
Channel: 2
1.0
0.8
0.6
0.4
0.2
0.0
0
200
400
600
800
1000
1200

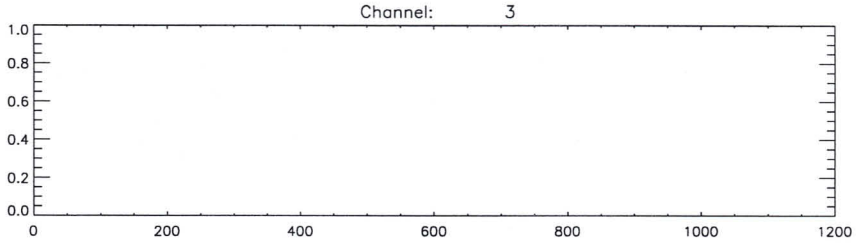
Channel: 3
1.0
0.8
0.6
0.4
0.2
0.0
0
200
400
600
800
1000
1200

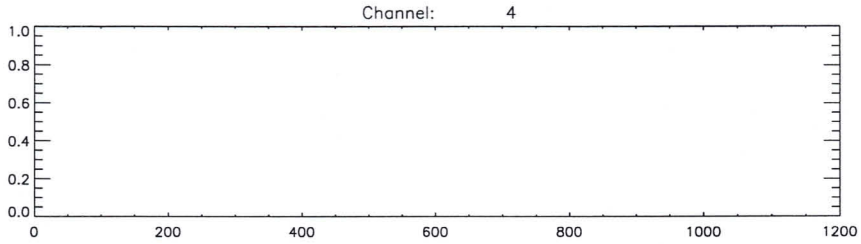
Channel: 4
1.0
0.8
0.6
0.4
0.2
0.0
0
200
400
600
800
1000
1200

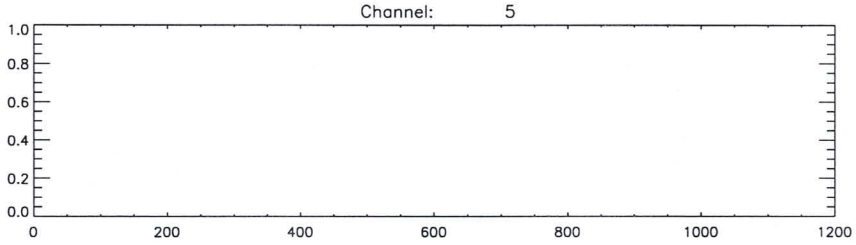
Channel: 5
1.0
0.8
0.6
0.4
0.2
0.0
0
200
400
600
800
1000
1200

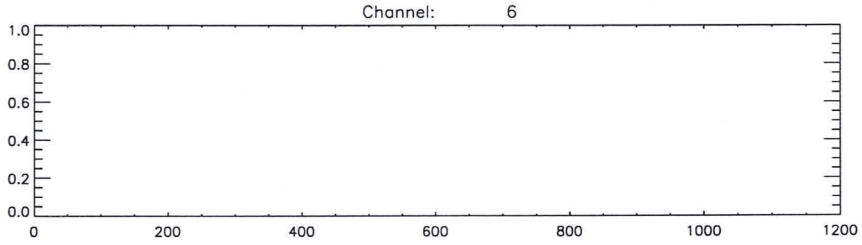
Channel: 6
1.0
0.8
0.6
0.4
0.2
0.0
0
200
400
600
800
1000
1200

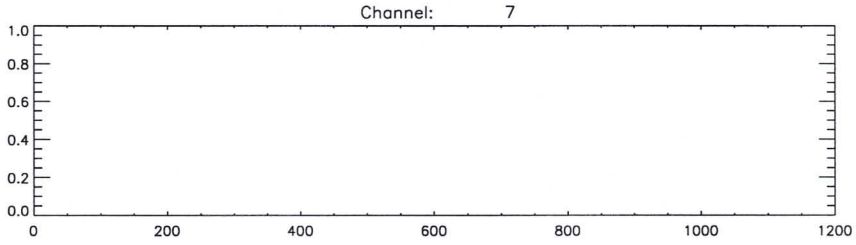
Channel: 7
1.0
0.8
0.6
0.4
0.2
0.0
0
200
400
600
800
1000
1200

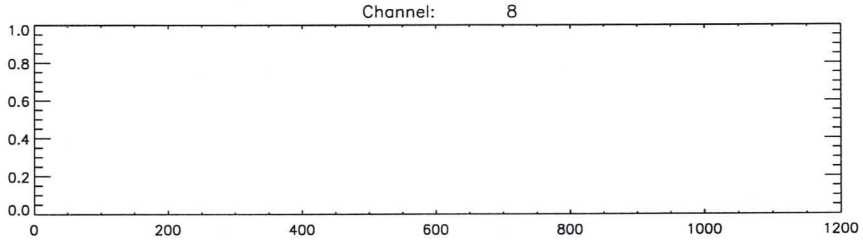
Channel: 8
1.0
0.8
0.6
0.4
0.2
0.0
0
200
400
600
800
1000
1200

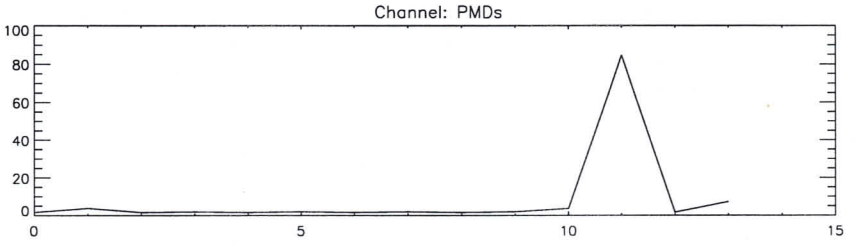
Channel: PMDs
100
80
60
40
20
0
0
5
10
15

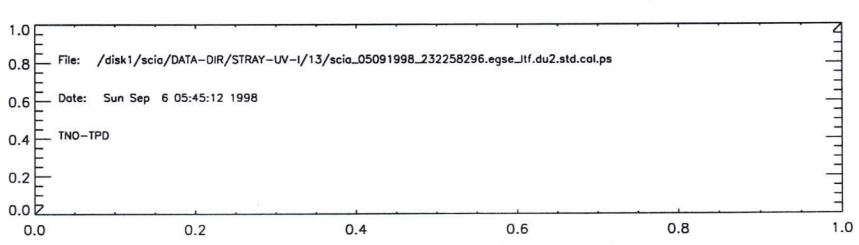
1.0
0.8
0.6
0.4
0.2
0.0
File: /disk1/scia/DATA-DIR/STRAY-UV-1/13/scia_05091998_232258296.egse_itf.du2.std.cal.ps
Date: Sun Sep 6 05:45:12 1998
TNO-TPD
0.0
0.2
0.4
0.6
0.8
1.0

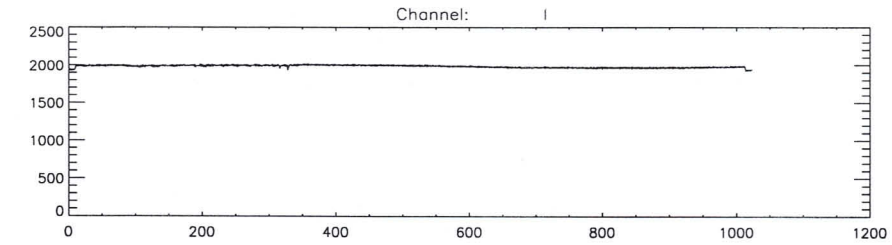
Channel: 1

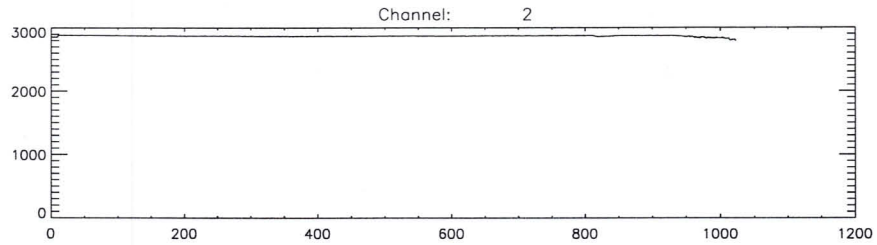
Channel: 2

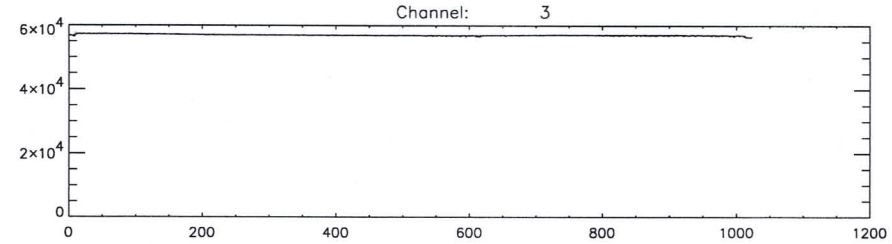
Channel: 3

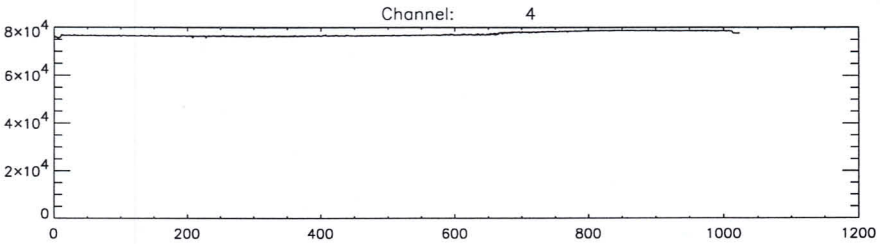
Channel: 4

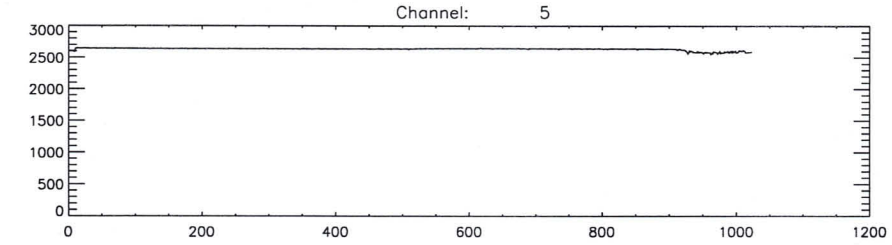
Channel: 5

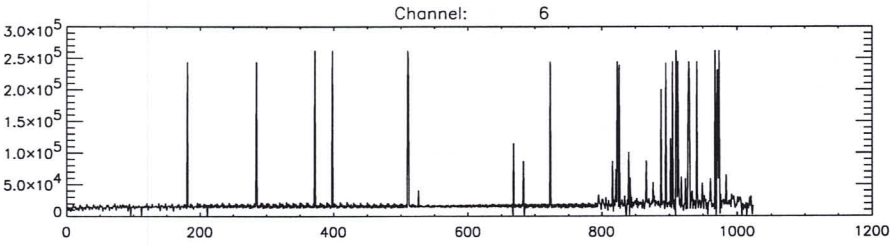
Channel: 6

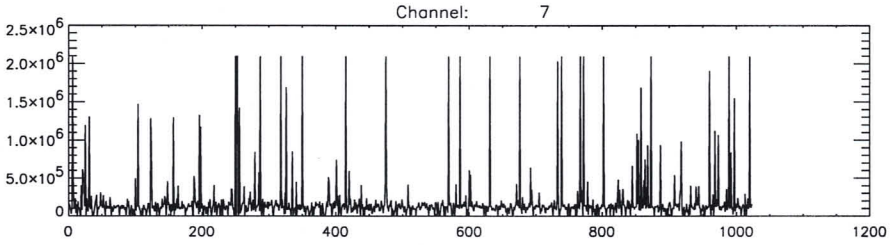
Channel: 7

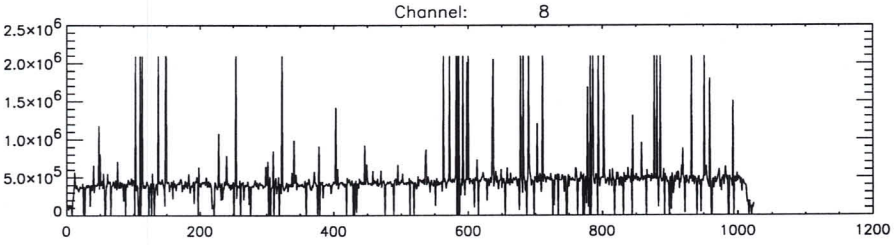
Channel: 8

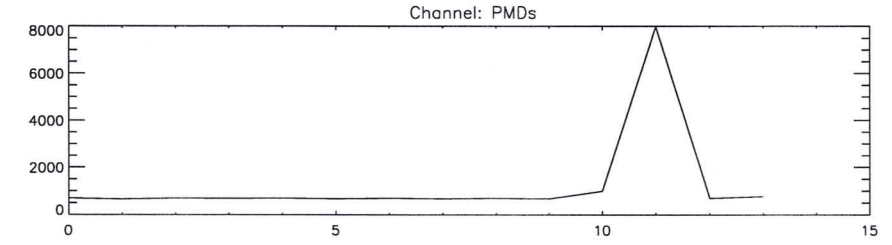
Channel: PMDs

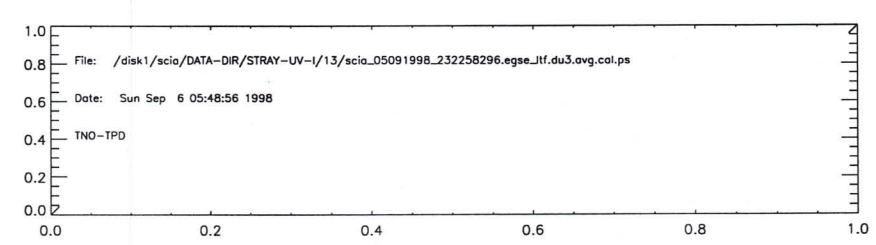
File: /disk1/scia/DATA-DIR/STRAY-UV-1/13/scia_05091998_232258296.egse_itf.du3.avg.cal.ps
Date: Sun Sep 6 05:48:56 1998
TNO-TPD

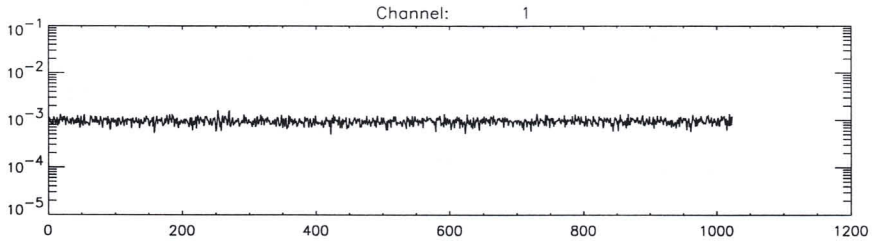
Channel: 1
10^{-1}
10^{-2}
10^{-3}
10^{-4}
10^{-5}
0
200
400
600
800
1000
1200

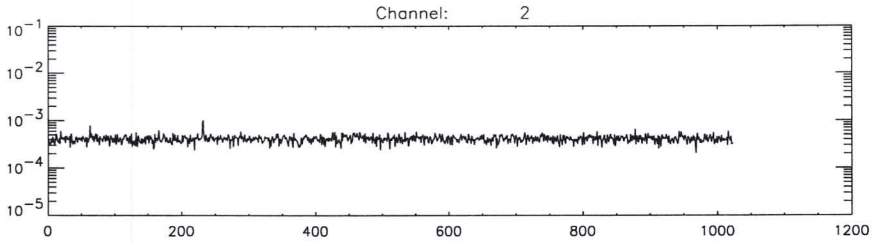
Channel: 2
10^{-1}
10^{-2}
10^{-3}
10^{-4}
10^{-5}
0
200
400
600
800
1000
1200

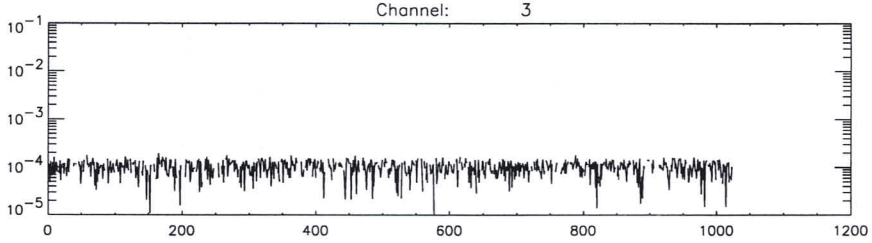
Channel: 3
10^{-1}
10^{-2}
10^{-3}
10^{-4}
10^{-5}
0
200
400
600
800
1000
1200

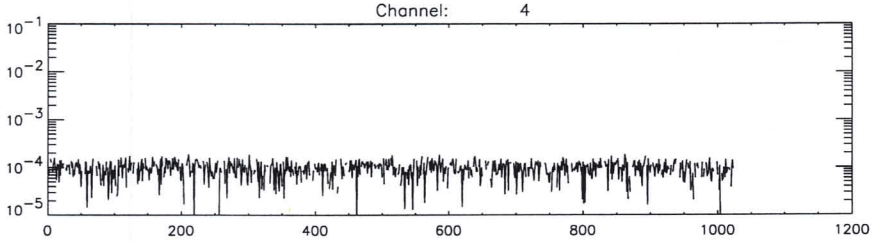
Channel: 4
10^{-1}
10^{-2}
10^{-3}
10^{-4}
10^{-5}
0
200
400
600
800
1000
1200

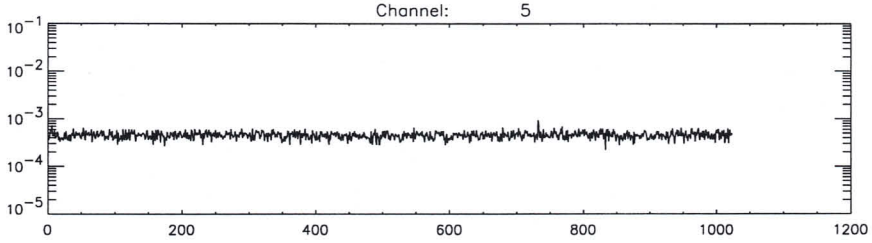
Channel: 5
10^{-1}
10^{-2}
10^{-3}
10^{-4}
10^{-5}
0
200
400
600
800
1000
1200

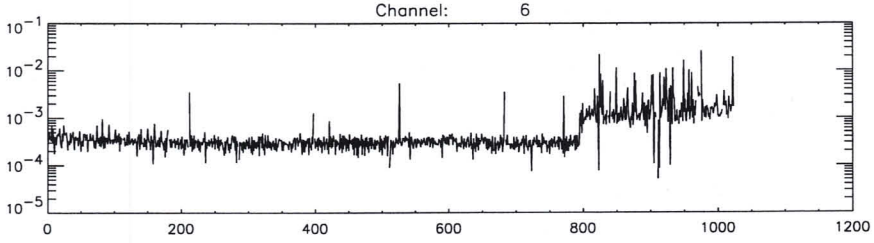
Channel: 6
10^{-1}
10^{-2}
10^{-3}
10^{-4}
10^{-5}
0
200
400
600
800
1000
1200

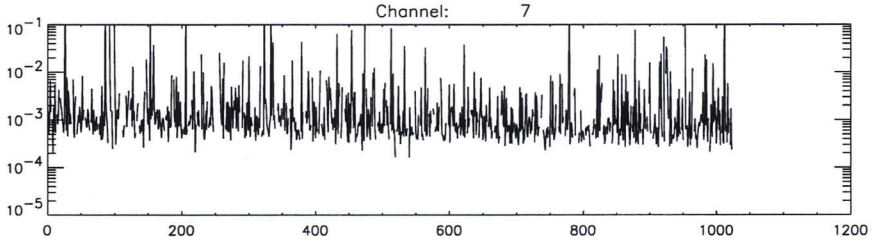
Channel: 7
10^{-1}
10^{-2}
10^{-3}
10^{-4}
10^{-5}
0
200
400
600
800
1000
1200

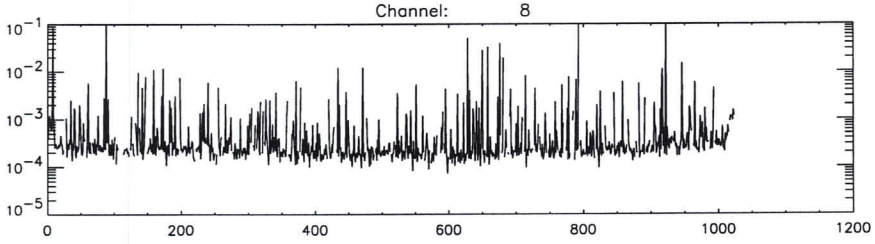
Channel: 8
10^{-1}
10^{-2}
10^{-3}
10^{-4}
10^{-5}
0
200
400
600
800
1000
1200

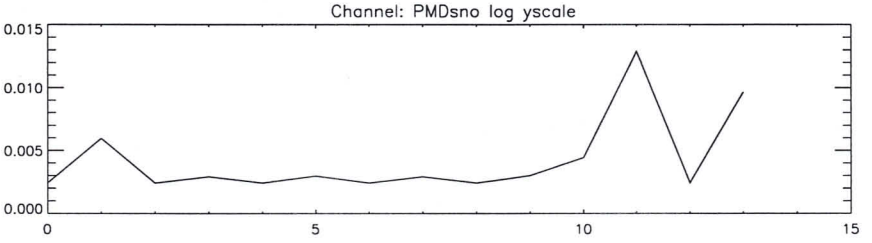
Channel: PMDsno log yscale
0.015
0.010
0.005
0.000
0
5
10
15

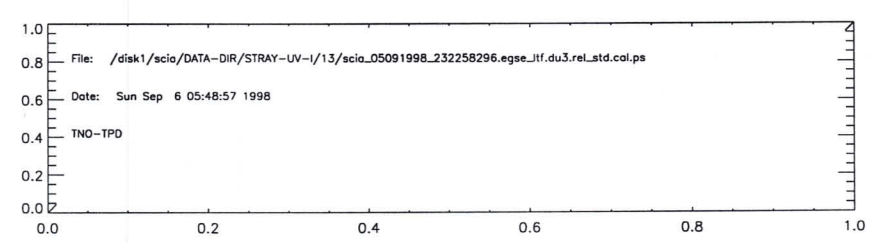
File: /disk1/scia/DATA-DIR/STRAY-UV-I/13/scia_05091998_232258296.egse_itf.du3.rel_std.cal.ps
Date: Sun Sep 6 05:48:57 1998
TNO-TPD
1.0
0.8
0.6
0.4
0.2
0.0
0.0
0.2
0.4
0.6
0.8
1.0

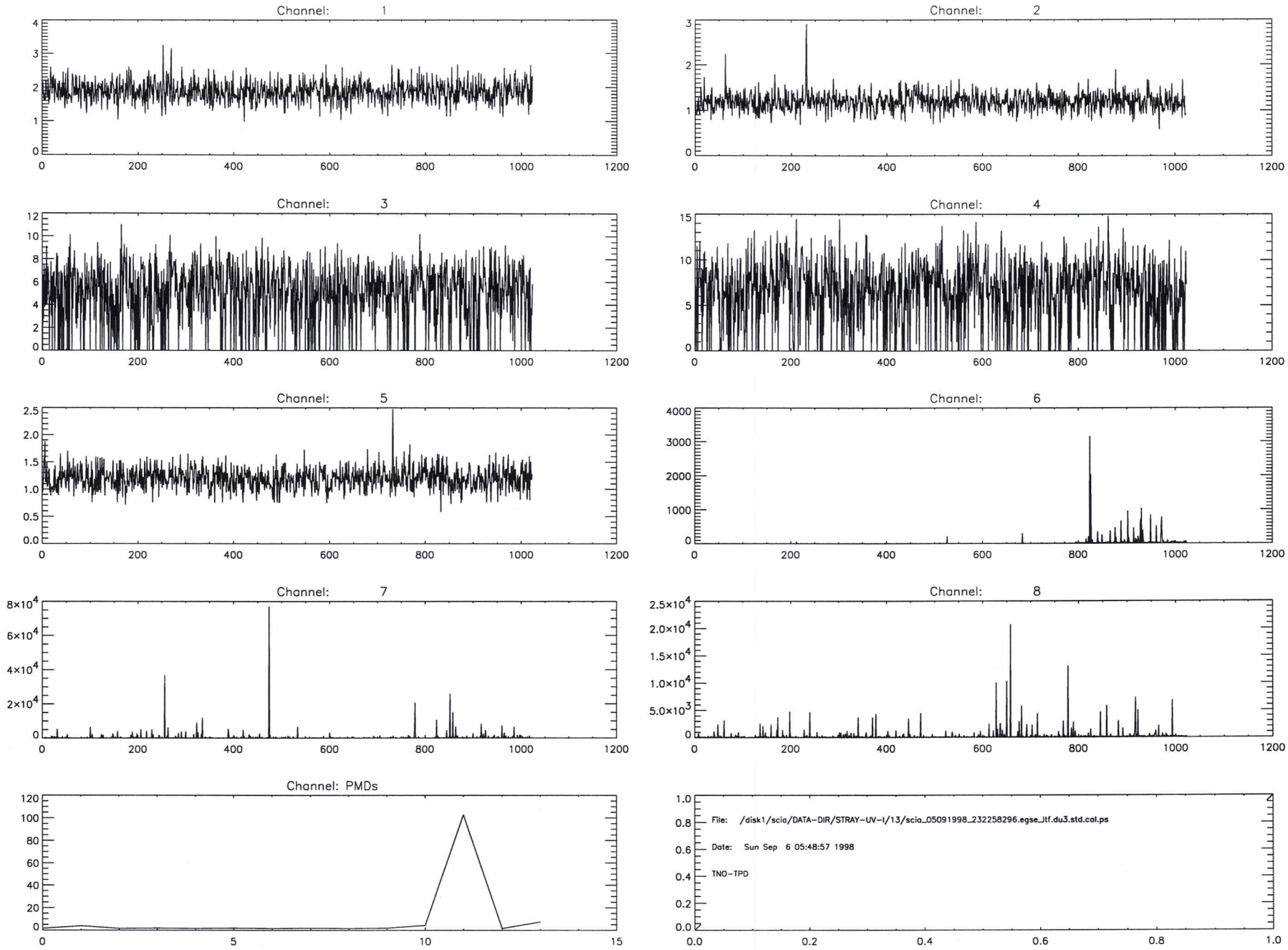
Channel: 1
Channel: 2
Channel: 3
Channel: 4
Channel: 5
Channel: 6
Channel: 7
Channel: 8
Channel: PMDs
File: /disk1/scia/DATA-DIR/STRAY-UV-I/13/scia_05091998_232258296.egse_itf.du3.std.cal.ps
Date: Sun Sep 6 05:48:57 1998
TNO-TPD

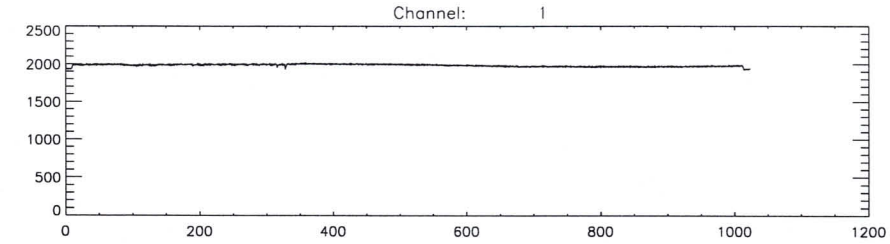
Channel: 1
2500
2000
1500
1000
500
0
0
200
400
600
800
1000
1200

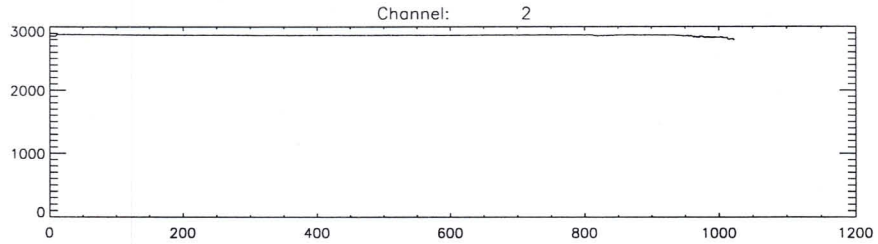
Channel: 2
3000
2000
1000
0
0
200
400
600
800
1000
1200

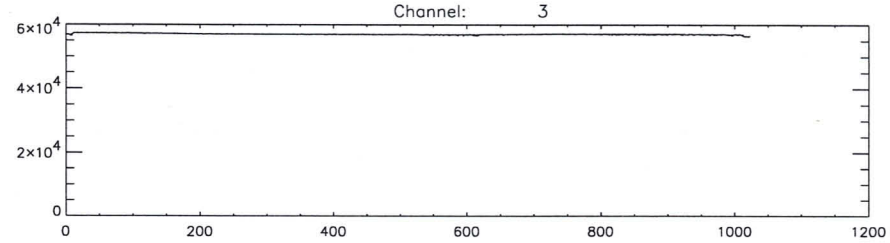
Channel: 3
6×10^4
4×10^4
2×10^4
0
0
200
400
600
800
1000
1200

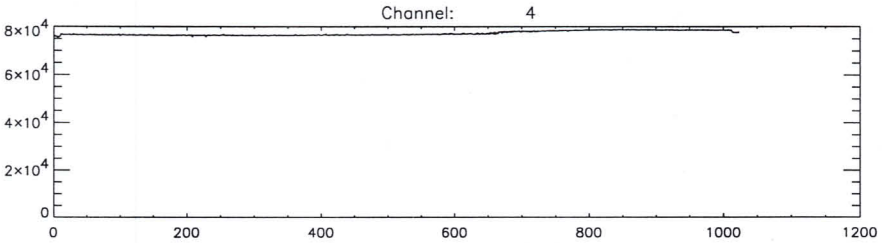
Channel: 4
8×10^4
6×10^4
4×10^4
2×10^4
0
0
200
400
600
800
1000
1200

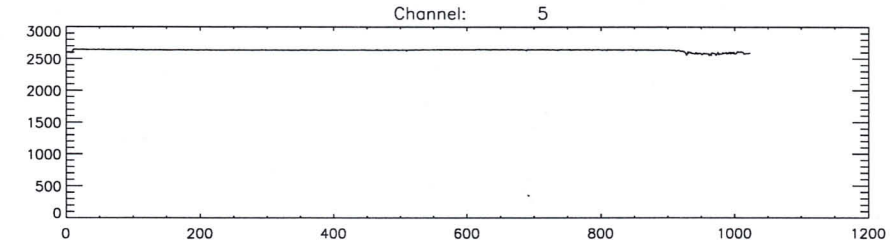
Channel: 5
3000
2500
2000
1500
1000
500
0
0
200
400
600
800
1000
1200

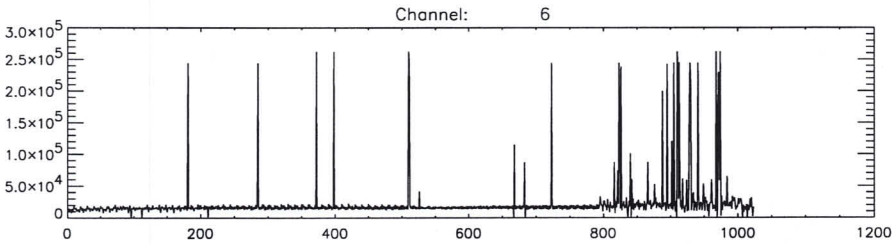
Channel: 6
3.0×10^5
2.5×10^5
2.0×10^5
1.5×10^5
1.0×10^5
5.0×10^4
0
0
200
400
600
800
1000
1200

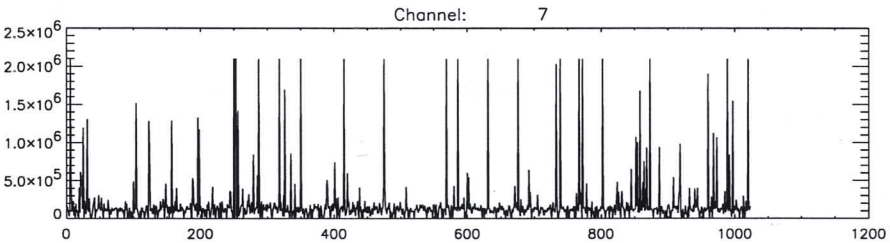
Channel: 7
2.5×10^6
2.0×10^6
1.5×10^6
1.0×10^6
5.0×10^5
0
0
200
400
600
800
1000
1200

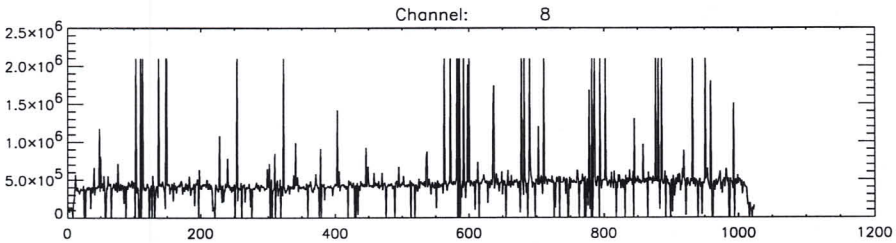
Channel: 8
2.5×10^6
2.0×10^6
1.5×10^6
1.0×10^6
5.0×10^5
0
0
200
400
600
800
1000
1200

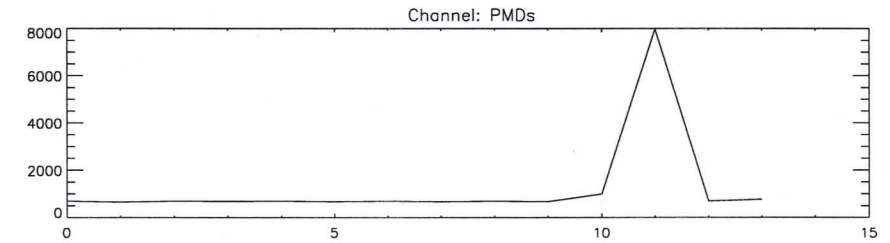
Channel: PMDs
8000
6000
4000
2000
0
0
5
10
15

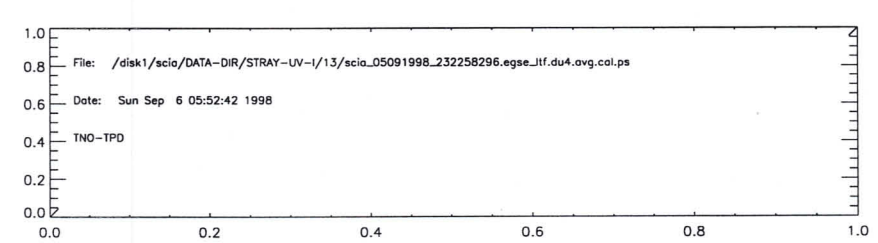
File: /disk1/scia/DATA-DIR/STRAY-UV-1/13/scia_05091998_232258296.egse_itf.du4.avg.cal.ps
Date: Sun Sep 6 05:52:42 1998
TNO-TPD
1.0
0.8
0.6
0.4
0.2
0.0
0.0
0.2
0.4
0.6
0.8
1.0

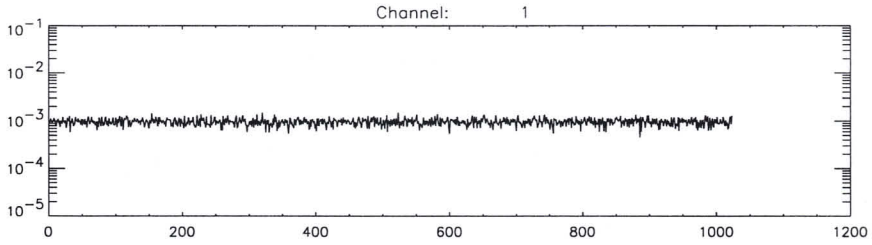
Channel: 1

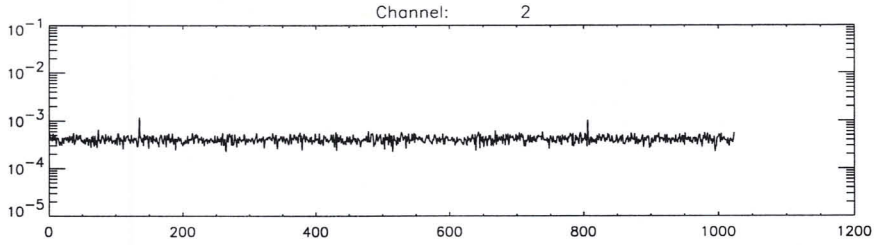
Channel: 2

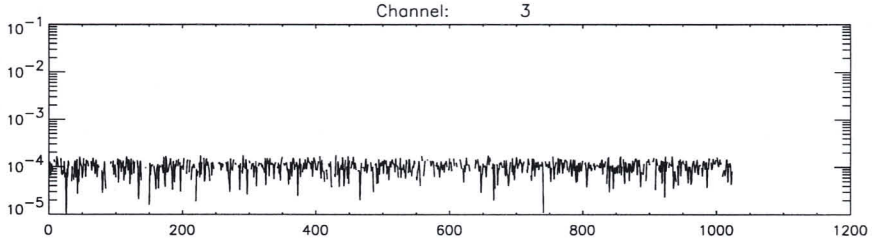
Channel: 3

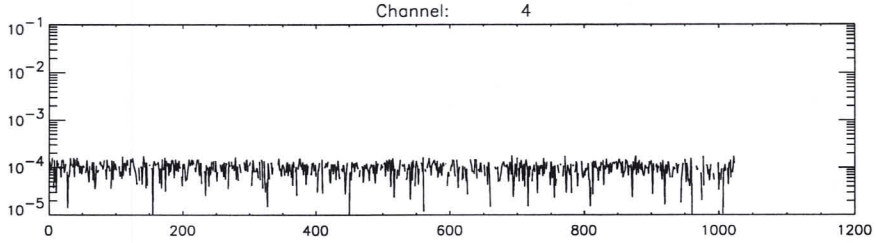
Channel: 4

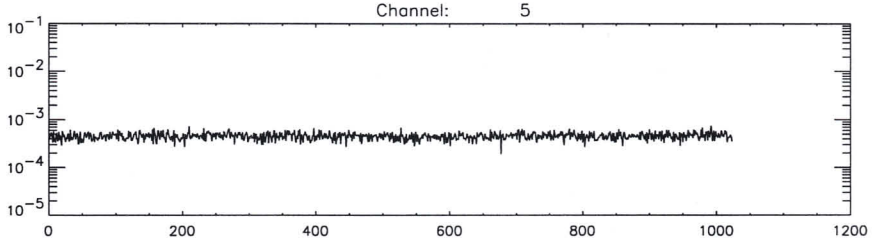
Channel: 5

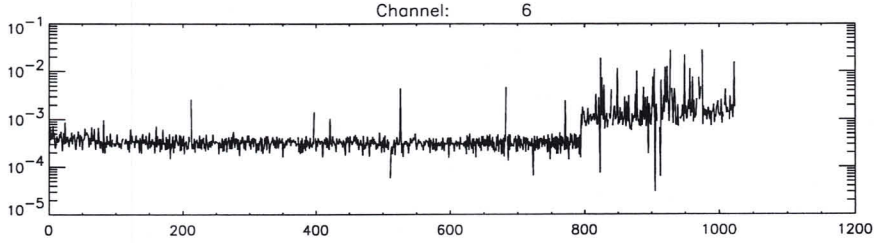
Channel: 6

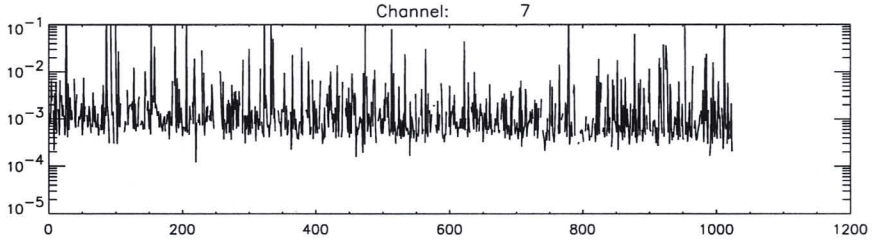
Channel: 7

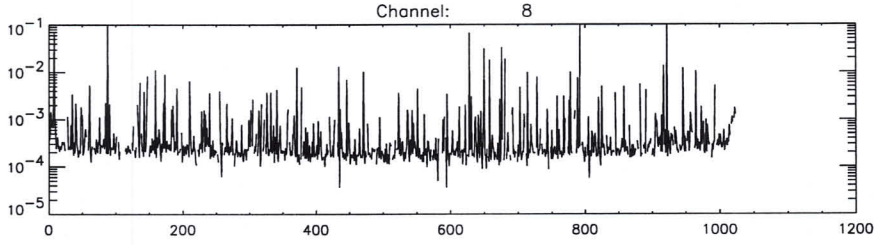
Channel: 8

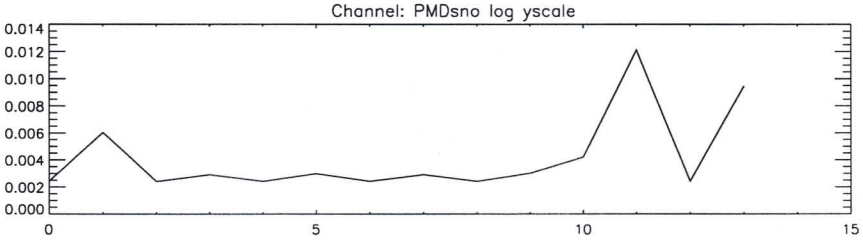
Channel: PMDsno log yscale

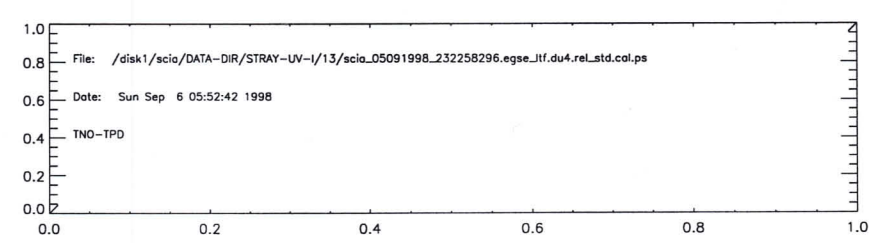
File: /disk1/scia/DATA-DIR/STRAY-UV-I/13/scia_05091998_232258296.egse_itf.du4.rel_std.cal.ps
Date: Sun Sep 6 05:52:42 1998
TNO-TPD

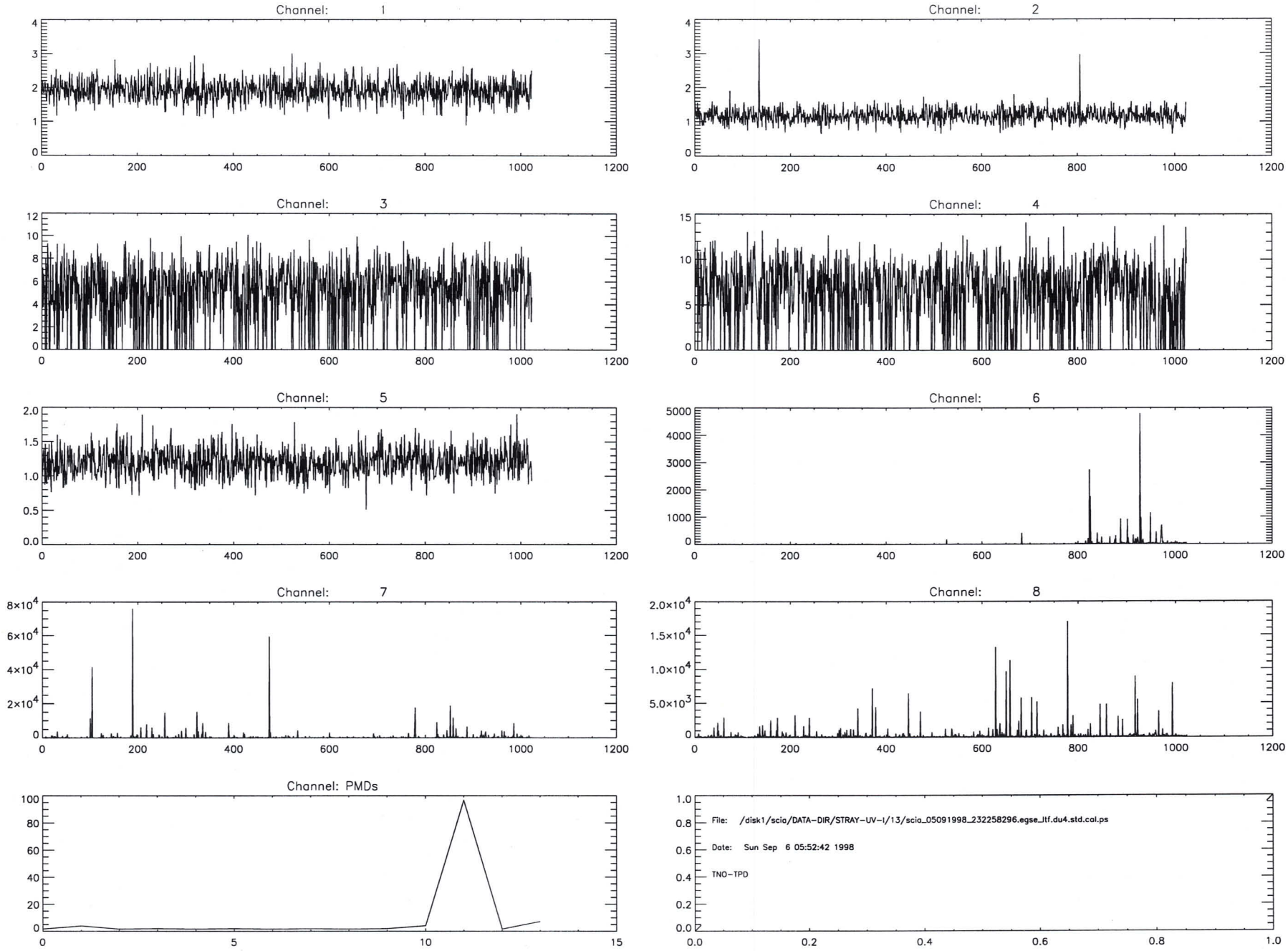
Channel: 1
Channel: 2
Channel: 3
Channel: 4
Channel: 5
Channel: 6
Channel: 7
Channel: 8
Channel: PMDs
File: /disk1/scia/DATA-DIR/STRAY-UV-1/13/scia_05091998_232258296.egse_ltf.du4.std.cal.ps
Date: Sun Sep 6 05:52:42 1998
TNO-TPD

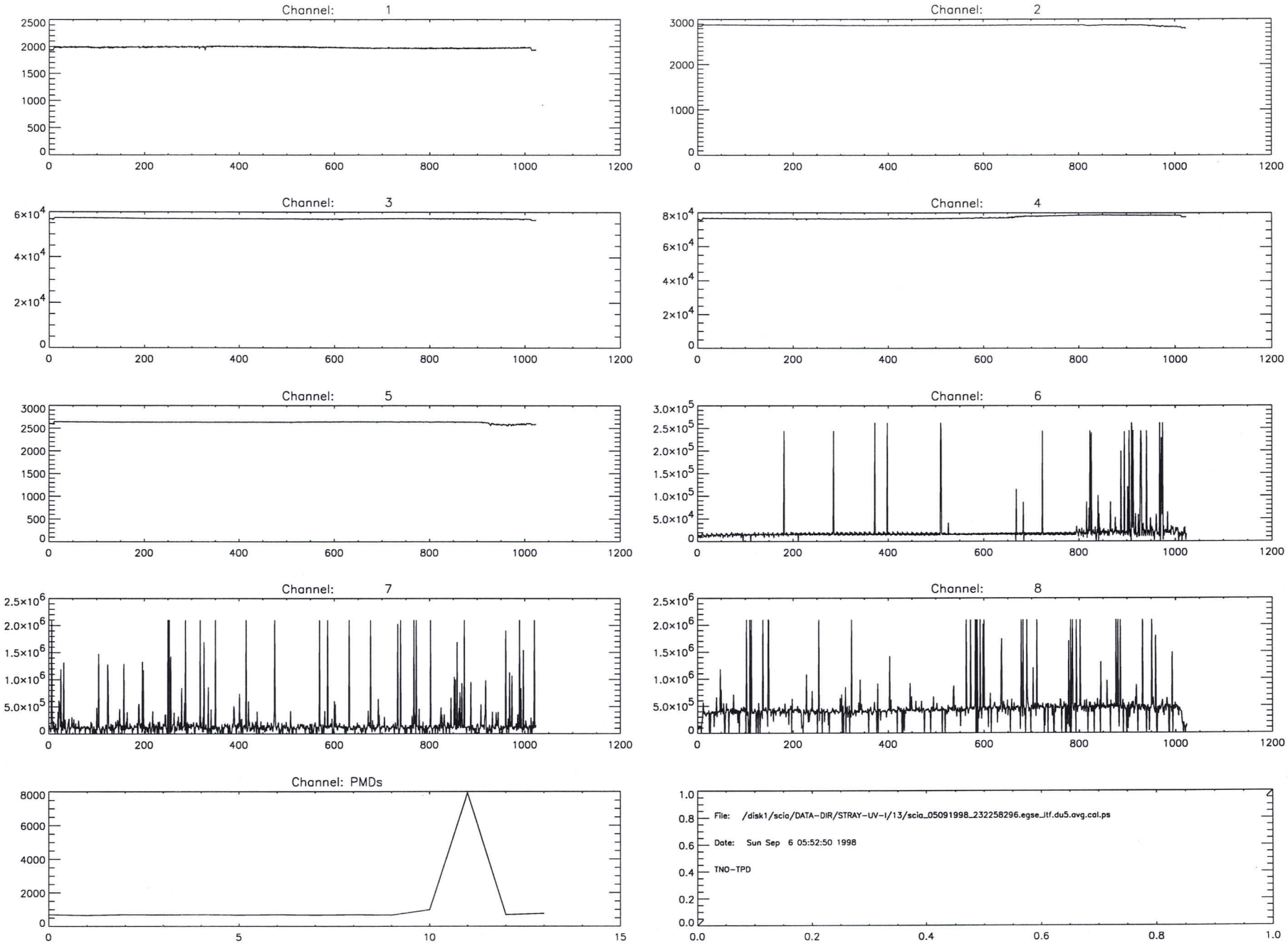
Channel: 1
Channel: 2
Channel: 3
Channel: 4
Channel: 5
Channel: 6
Channel: 7
Channel: 8
Channel: PMDs
File: /disk1/scia/DATA-DIR/STRAY-UV-1/13/scia_05091998_232258296.egse_itf.du5.avg.cal.ps
Date: Sun Sep 6 05:52:50 1998
TNO-TPD

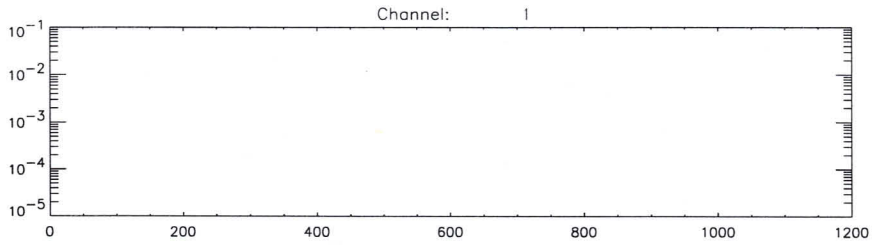
Channel: 1
10^{-1}
10^{-2}
10^{-3}
10^{-4}
10^{-5}
0
200
400
600
800
1000
1200

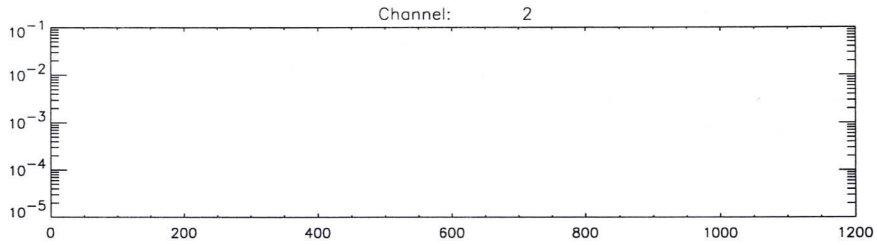
Channel: 2
10^{-1}
10^{-2}
10^{-3}
10^{-4}
10^{-5}
0
200
400
600
800
1000
1200

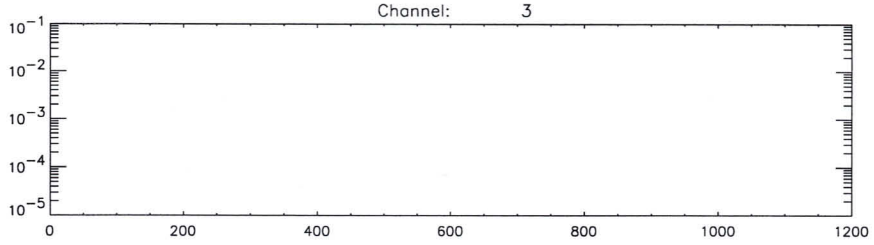
Channel: 3
10^{-1}
10^{-2}
10^{-3}
10^{-4}
10^{-5}
0
200
400
600
800
1000
1200

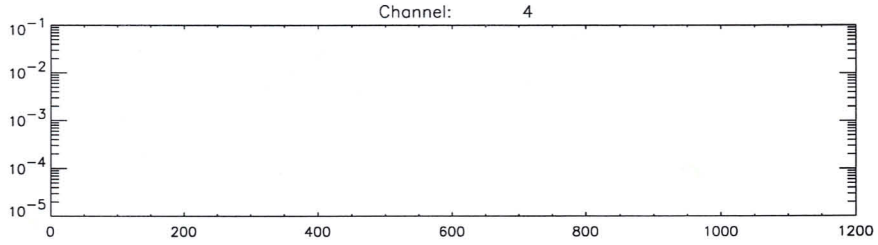
Channel: 4
10^{-1}
10^{-2}
10^{-3}
10^{-4}
10^{-5}
0
200
400
600
800
1000
1200

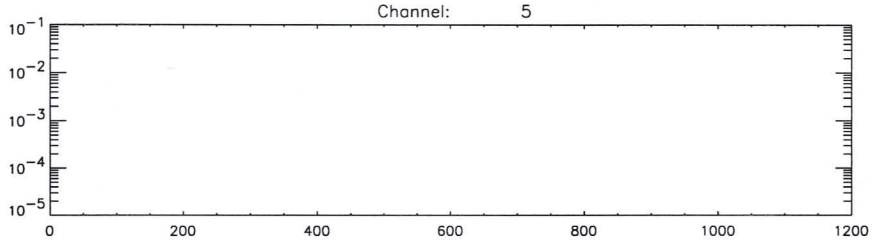
Channel: 5
10^{-1}
10^{-2}
10^{-3}
10^{-4}
10^{-5}
0
200
400
600
800
1000
1200

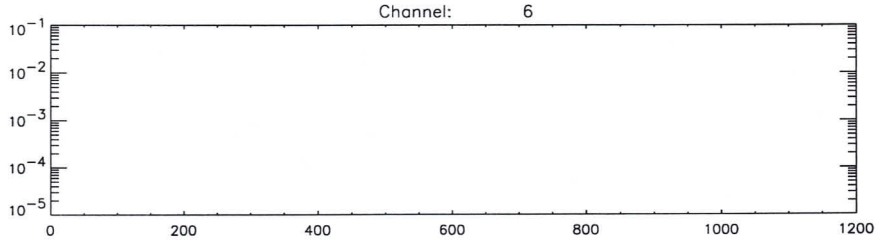
Channel: 6
10^{-1}
10^{-2}
10^{-3}
10^{-4}
10^{-5}
0
200
400
600
800
1000
1200

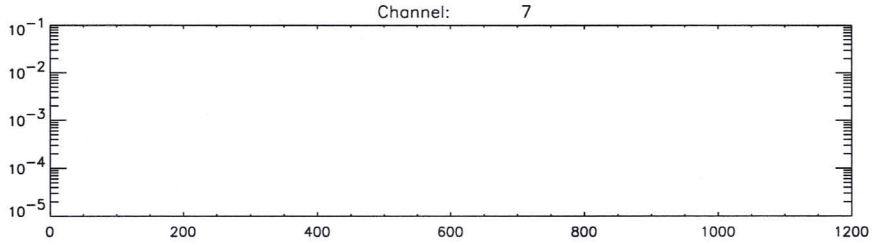
Channel: 7
10^{-1}
10^{-2}
10^{-3}
10^{-4}
10^{-5}
0
200
400
600
800
1000
1200

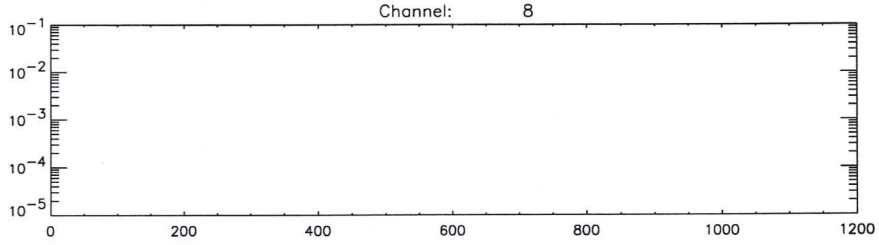
Channel: 8
10^{-1}
10^{-2}
10^{-3}
10^{-4}
10^{-5}
0
200
400
600
800
1000
1200

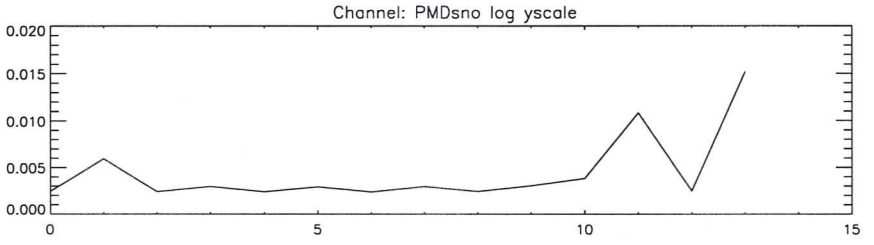
Channel: PMDsno log yscale
0.020
0.015
0.010
0.005
0.000
0
5
10
15

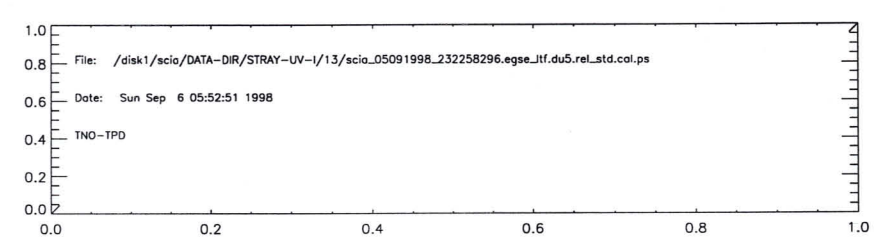
File: /disk1/scia/DATA-DIR/STRAY-UV-1/13/scia_05091998_232258296.egse_ltf.du5.rel_std.cal.ps
Date: Sun Sep 6 05:52:51 1998
TNO-TPD
1.0
0.8
0.6
0.4
0.2
0.0
0.0
0.2
0.4
0.6
0.8
1.0

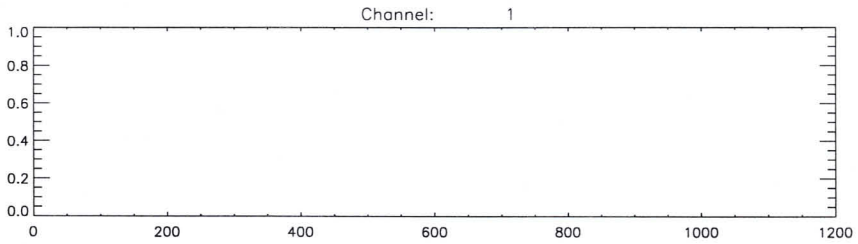
Channel: 1
1.0
0.8
0.6
0.4
0.2
0.0
0
200
400
600
800
1000
1200

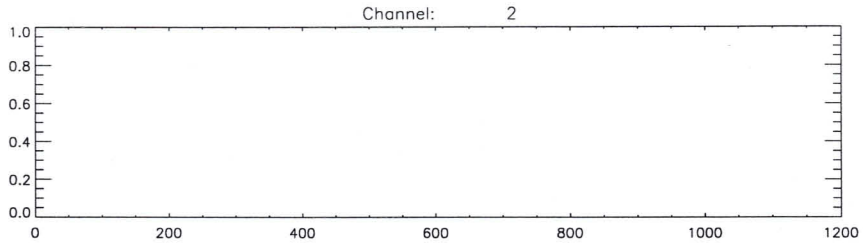
Channel: 2
1.0
0.8
0.6
0.4
0.2
0.0
0
200
400
600
800
1000
1200

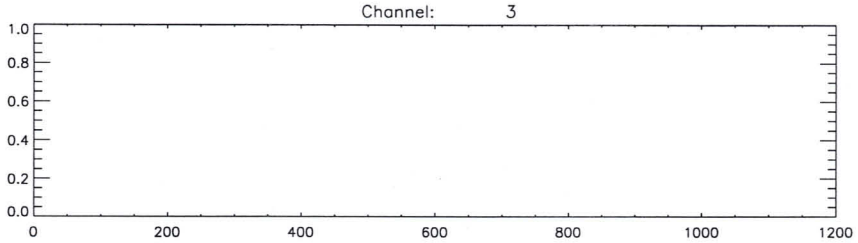
Channel: 3
1.0
0.8
0.6
0.4
0.2
0.0
0
200
400
600
800
1000
1200

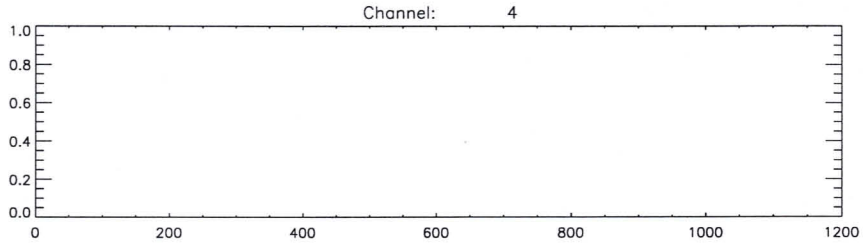
Channel: 4
1.0
0.8
0.6
0.4
0.2
0.0
0
200
400
600
800
1000
1200

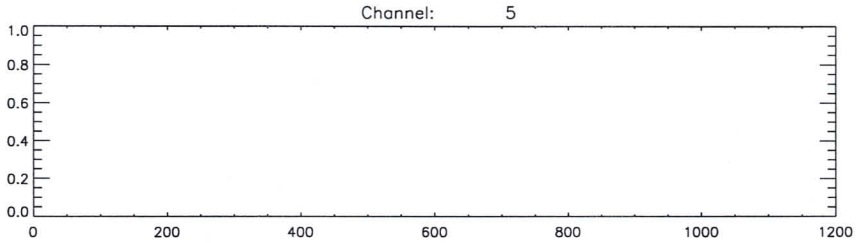
Channel: 5
1.0
0.8
0.6
0.4
0.2
0.0
0
200
400
600
800
1000
1200

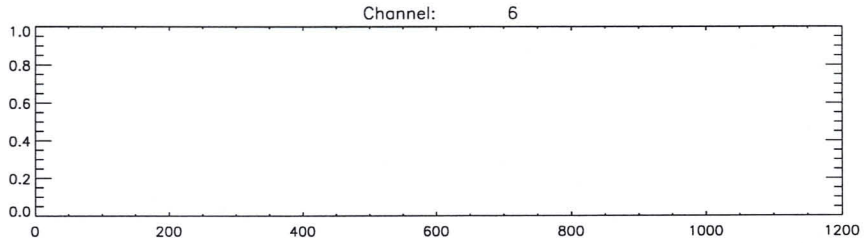
Channel: 6
1.0
0.8
0.6
0.4
0.2
0.0
0
200
400
600
800
1000
1200

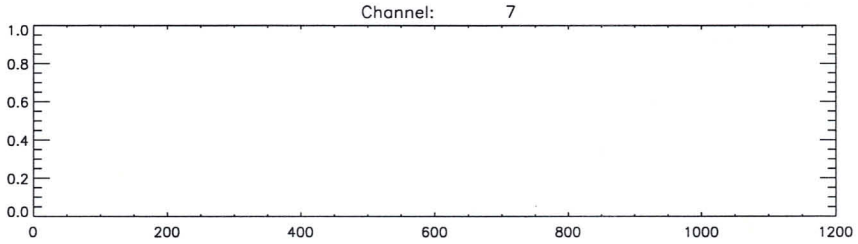
Channel: 7
1.0
0.8
0.6
0.4
0.2
0.0
0
200
400
600
800
1000
1200

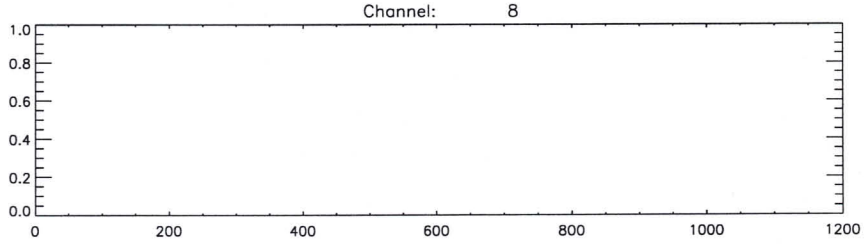
Channel: 8
1.0
0.8
0.6
0.4
0.2
0.0
0
200
400
600
800
1000
1200

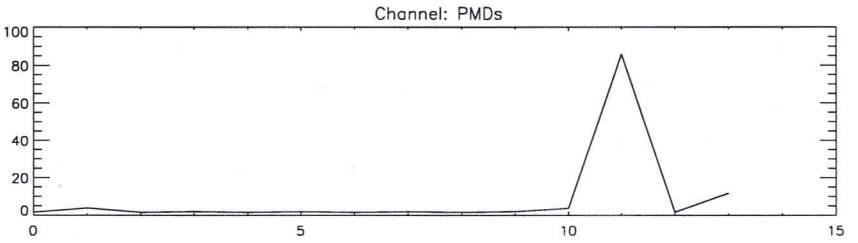
Channel: PMDs
100
80
60
40
20
0
0
5
10
15

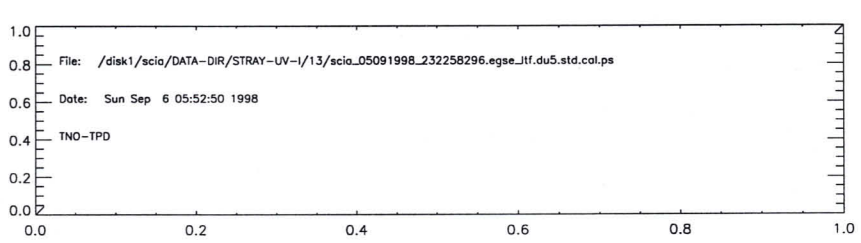
1.0
0.8
0.6
0.4
0.2
0.0
File: /disk1/scia/DATA-DIR/STRAY-UV-1/13/scia_05091998_232258296.egse_1tf.du5.std.cal.ps
Date: Sun Sep 6 05:52:50 1998
TNO-TPD
0.0
0.2
0.4
0.6
0.8
1.0

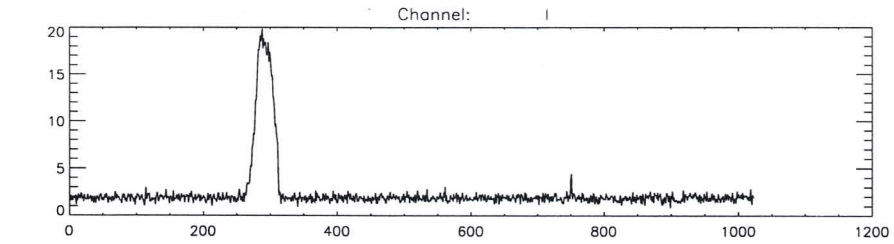
Channel: 1

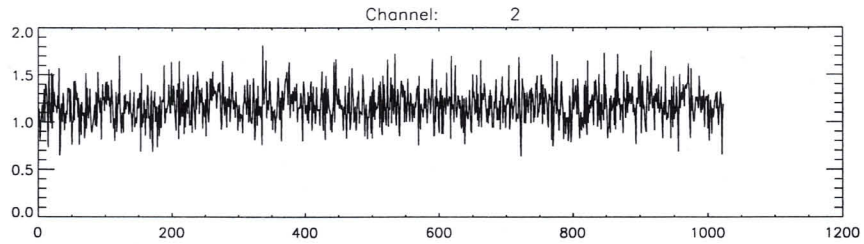
Channel: 2

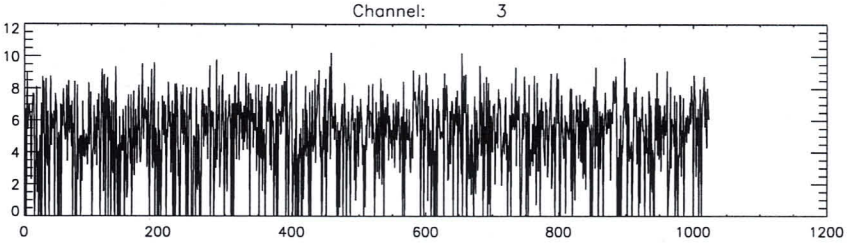
Channel: 3

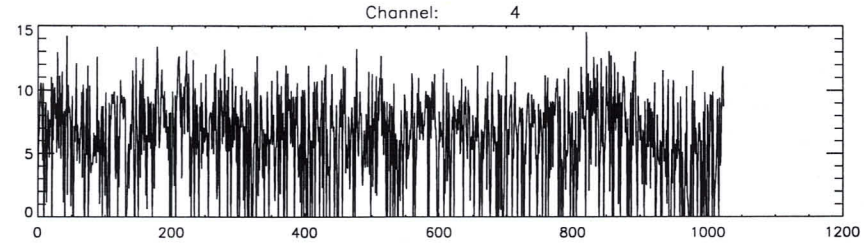
Channel: 4

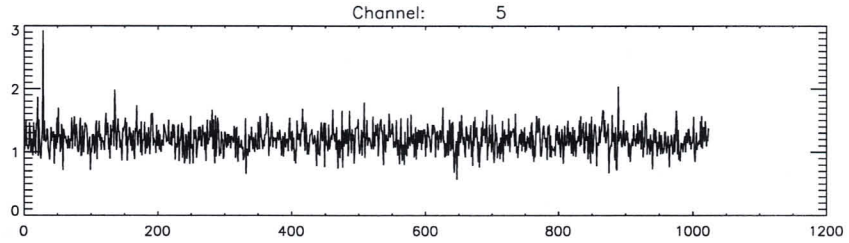
Channel: 5

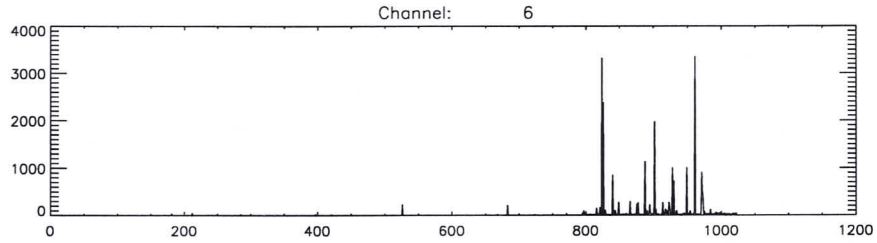
Channel: 6

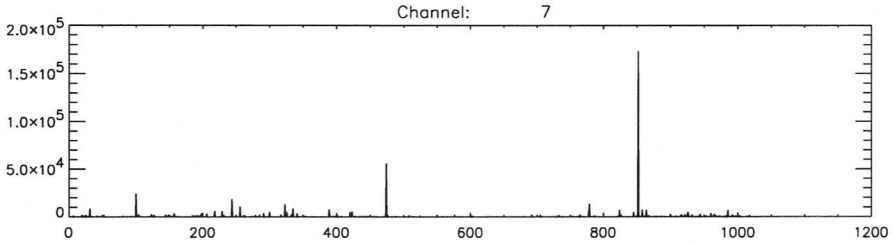
Channel: 7

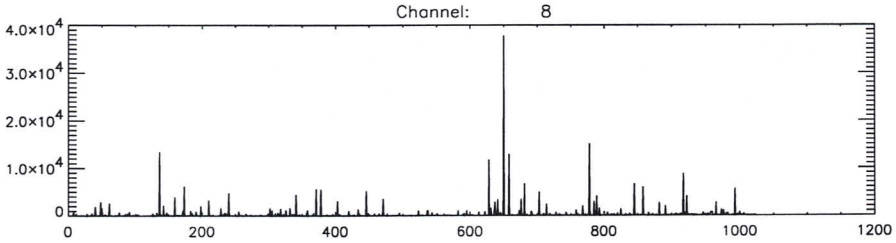
Channel: 8

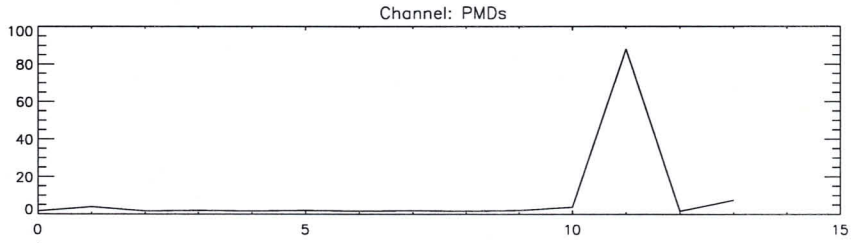
Channel: PMDs

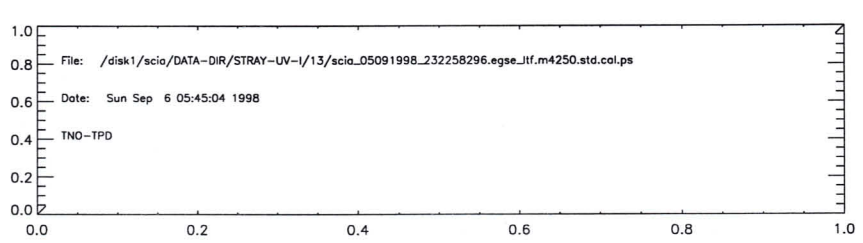
File: /disk1/scia/DATA-DIR/STRAY-UV-1/13/scia_05091998_232258296.egse_itf.m4250.std.cal.ps
Date: Sun Sep 6 05:45:04 1998
TNO-TPD

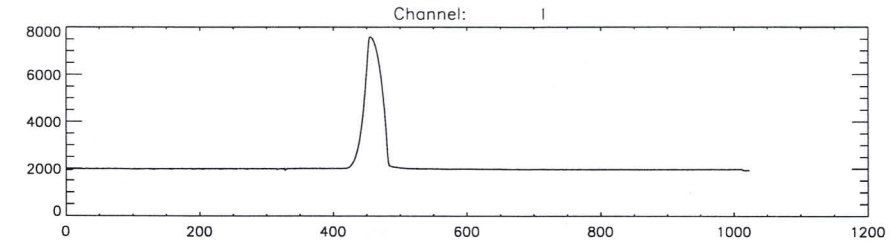
Channel: 1
8000
6000
4000
2000
0
0
200
400
600
800
1000
1200

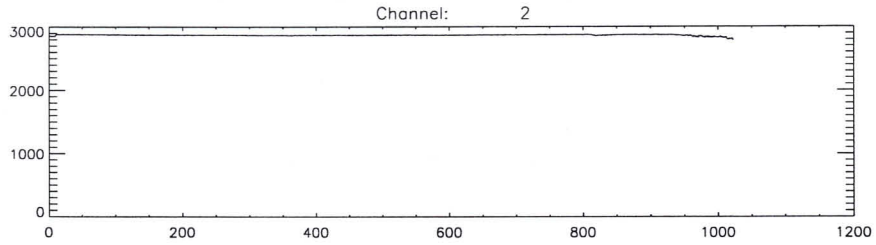
Channel: 2
3000
2000
1000
0
0
200
400
600
800
1000
1200

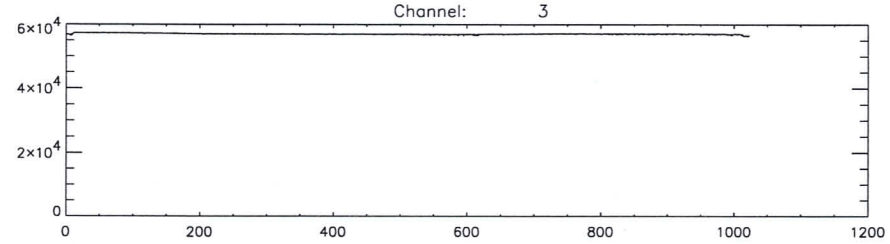
Channel: 3
6×10^4
4×10^4
2×10^4
0
0
200
400
600
800
1000
1200

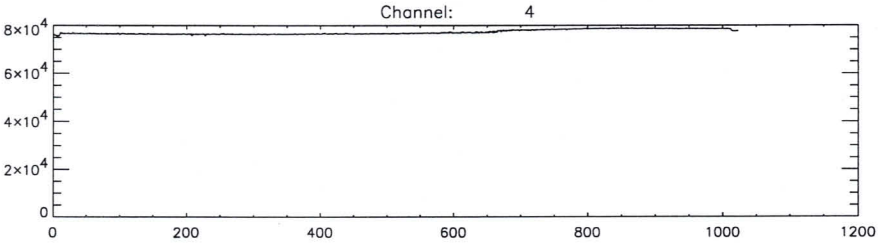
Channel: 4
8×10^4
6×10^4
4×10^4
2×10^4
0
0
200
400
600
800
1000
1200

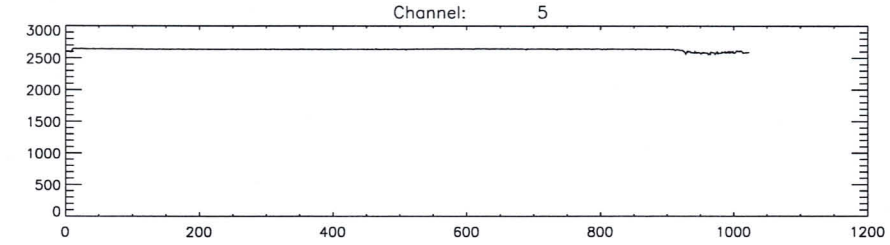
Channel: 5
3000
2500
2000
1500
1000
500
0
0
200
400
600
800
1000
1200

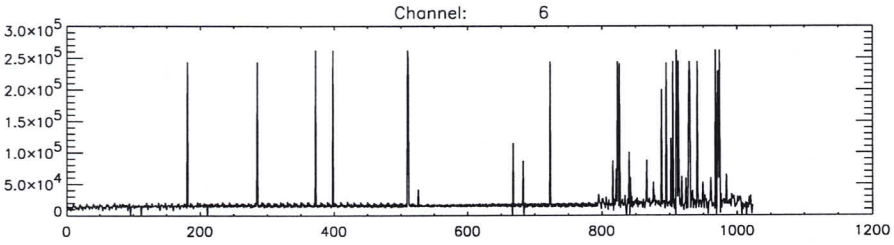
Channel: 6
3.0×10^5
2.5×10^5
2.0×10^5
1.5×10^5
1.0×10^5
5.0×10^4
0
0
200
400
600
800
1000
1200

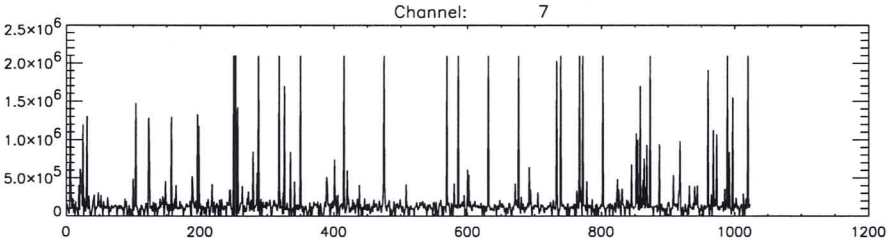
Channel: 7
2.5×10^6
2.0×10^6
1.5×10^6
1.0×10^6
5.0×10^5
0
0
200
400
600
800
1000
1200

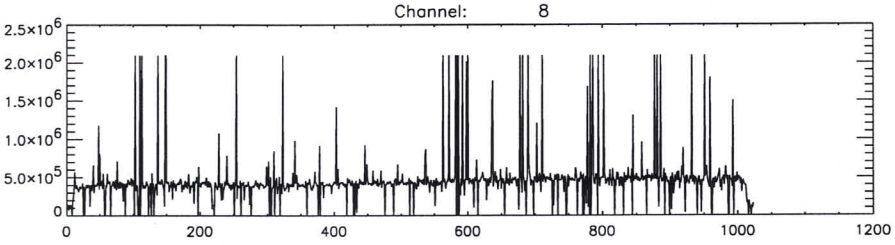
Channel: 8
2.5×10^6
2.0×10^6
1.5×10^6
1.0×10^6
5.0×10^5
0
0
200
400
600
800
1000
1200

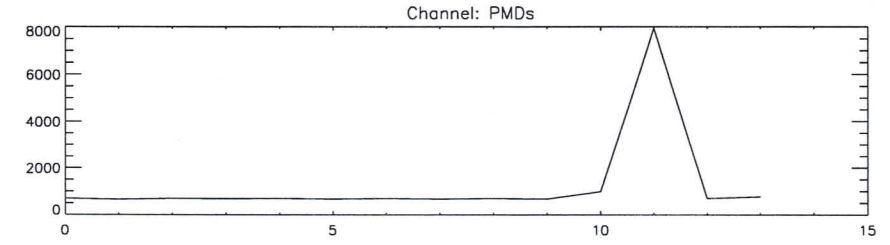
Channel: PMDs
8000
6000
4000
2000
0
0
5
10
15

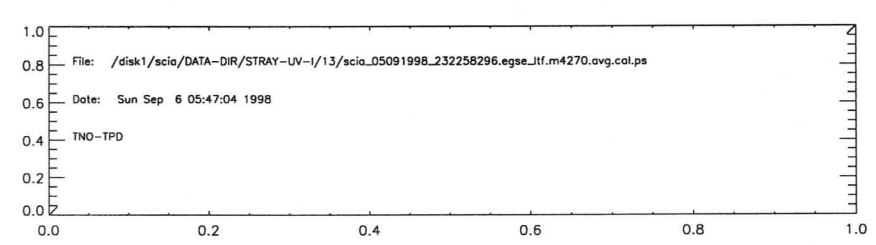
File: /disk1/scia/DATA-DIR/STRAY-UV-1/13/scia_05091998_232258296.egse_ltf.m4270.avg.cal.ps
Date: Sun Sep 6 05:47:04 1998
TNO-TPD
1.0
0.8
0.6
0.4
0.2
0.0
0.0
0.2
0.4
0.6
0.8
1.0

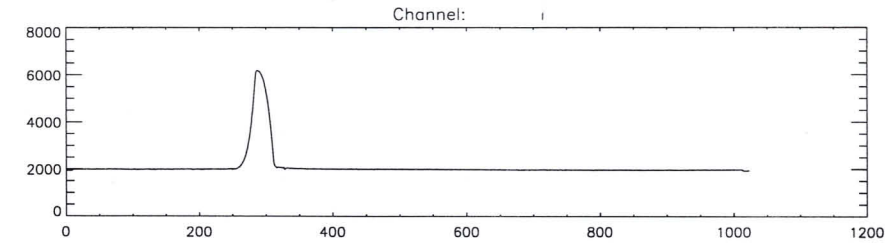
Channel:
8000
6000
4000
2000
0
0
200
400
600
800
1000
1200

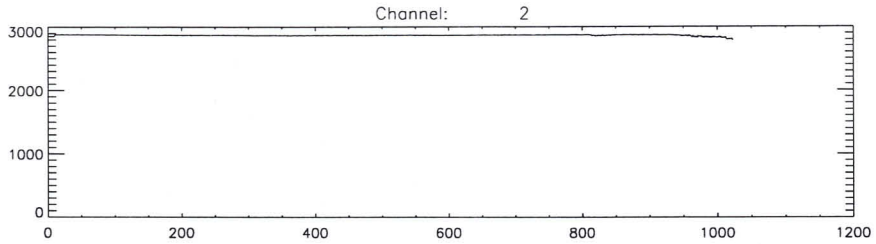
Channel: 2
3000
2000
1000
0
0
200
400
600
800
1000
1200

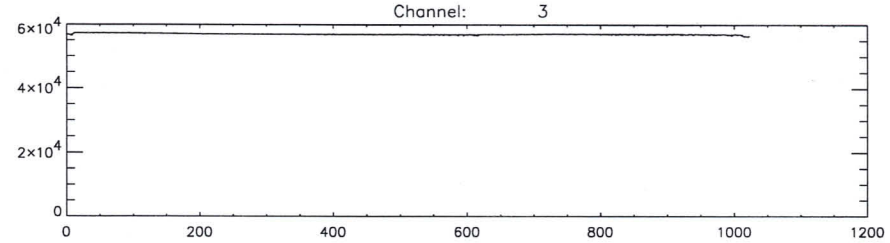
Channel: 3
6×10^4
4×10^4
2×10^4
0
0
200
400
600
800
1000
1200

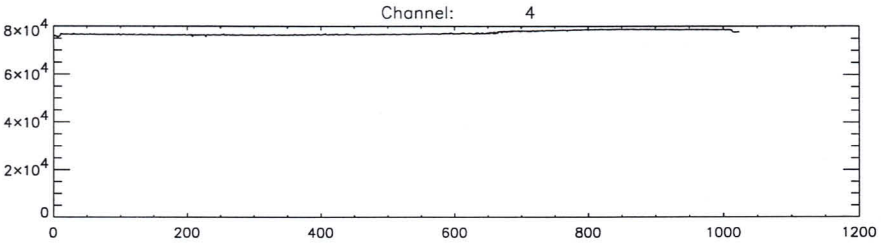
Channel: 4
8×10^4
6×10^4
4×10^4
2×10^4
0
0
200
400
600
800
1000
1200

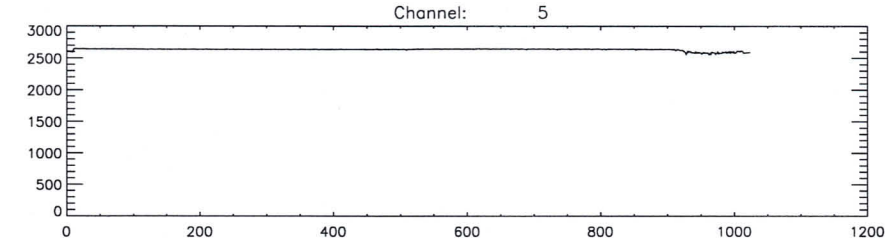
Channel: 5
3000
2500
2000
1500
1000
500
0
0
200
400
600
800
1000
1200

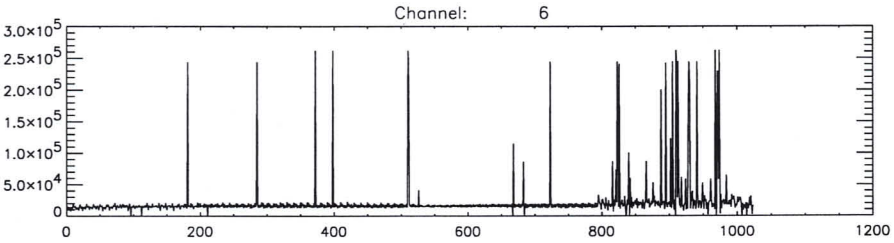
Channel: 6
3.0×10^5
2.5×10^5
2.0×10^5
1.5×10^5
1.0×10^5
5.0×10^4
0
0
200
400
600
800
1000
1200

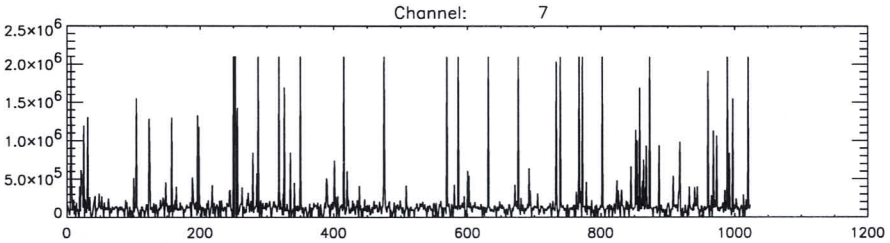
Channel: 7
2.5×10^6
2.0×10^6
1.5×10^6
1.0×10^6
5.0×10^5
0
0
200
400
600
800
1000
1200

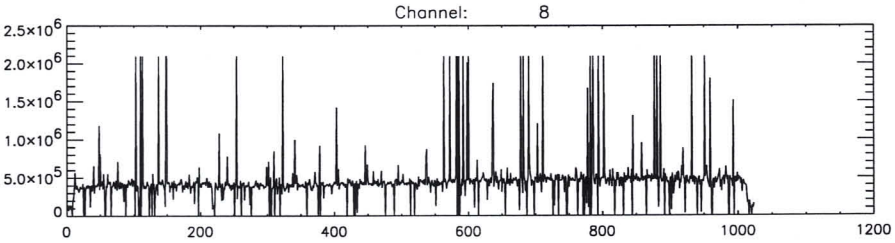
Channel: 8
2.5×10^6
2.0×10^6
1.5×10^6
1.0×10^6
5.0×10^5
0
0
200
400
600
800
1000
1200

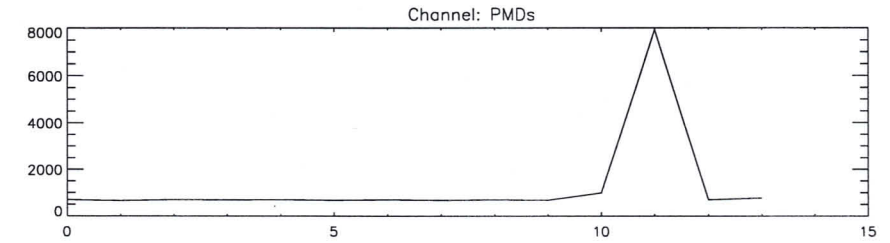
Channel: PMDs
8000
6000
4000
2000
0
0
5
10
15

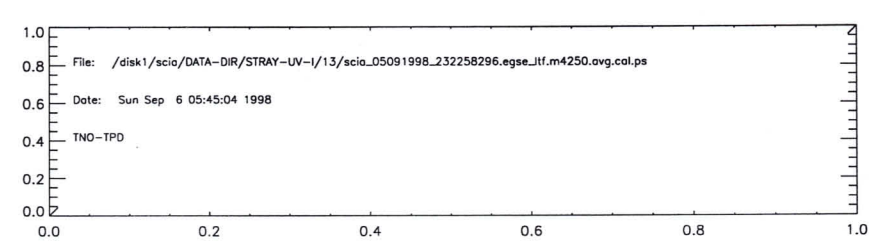
File: /disk1/scia/DATA-DIR/STRAY-UV-1/13/scia_05091998_232258296.egse_ltf.m4250.avg.cal.ps
Date: Sun Sep 6 05:45:04 1998
TNO-TPD
1.0
0.8
0.6
0.4
0.2
0.0
0.0
0.2
0.4
0.6
0.8
1.0

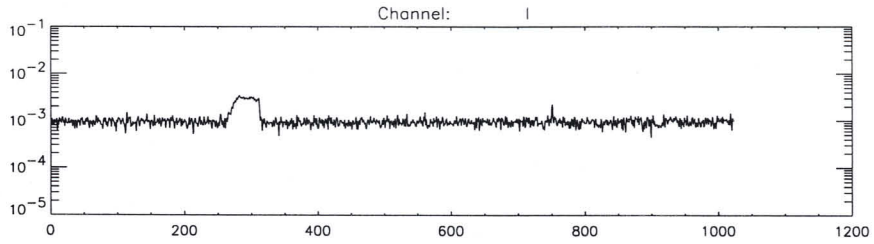
Channel: 1

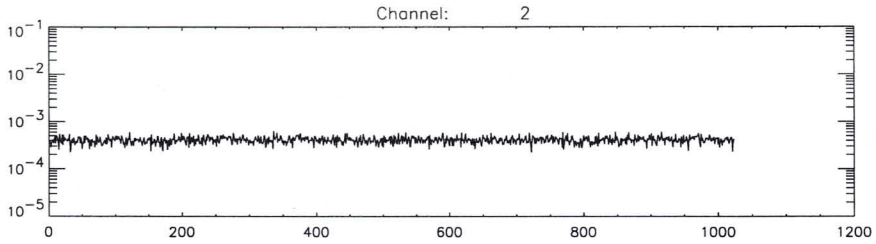
Channel: 2

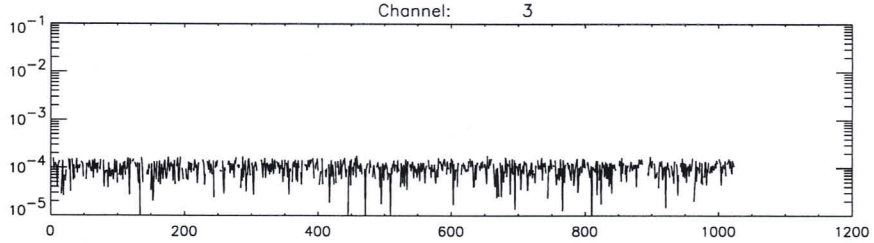
Channel: 3

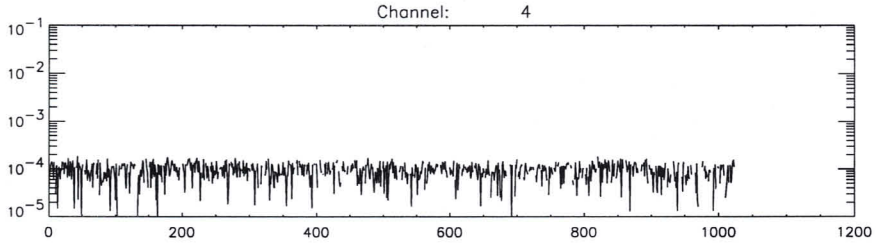
Channel: 4

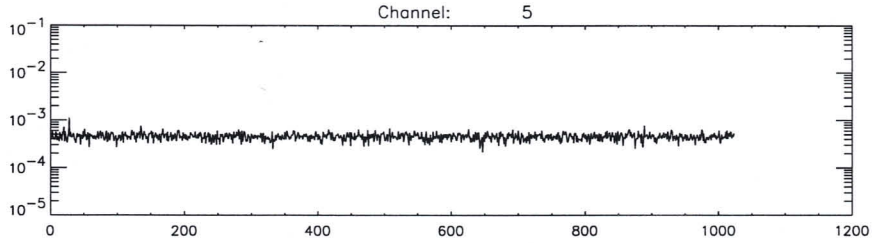
Channel: 5

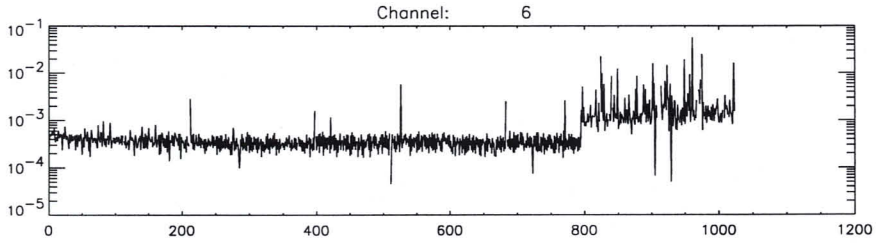
Channel: 6

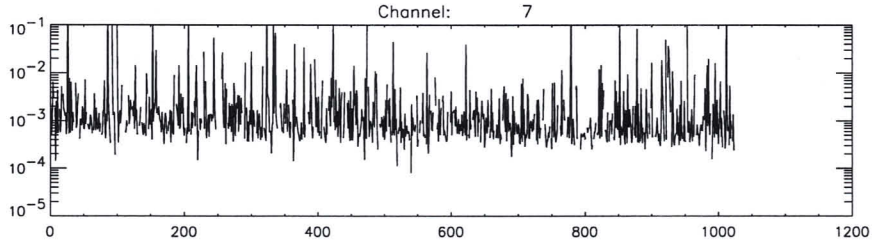
Channel: 7

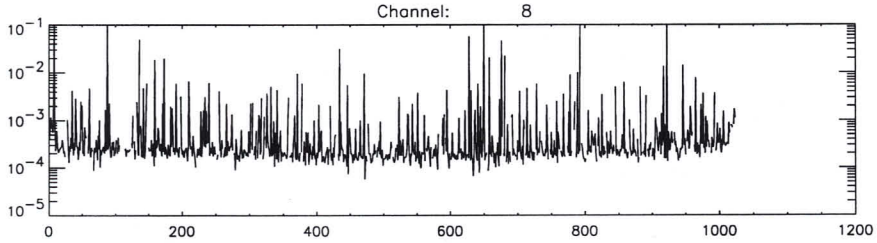
Channel: 8

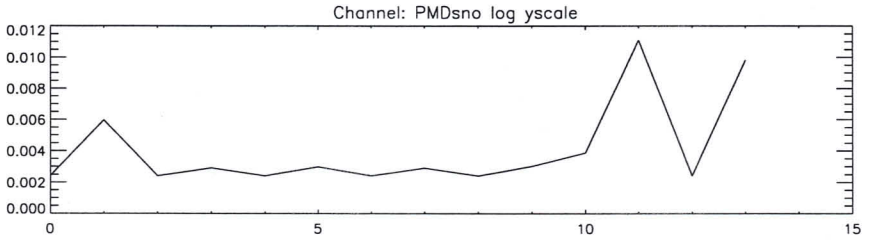
Channel: PMDsno log yscale

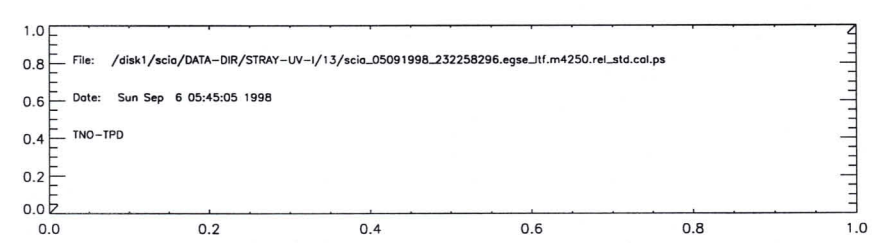
File: /disk1/scia/DATA-DIR/STRAY-UV-1/13/scia_05091998_232258296.egse_ltf.m4250.rel_std.cal.ps
Date: Sun Sep 6 05:45:05 1998
TNO-TPD

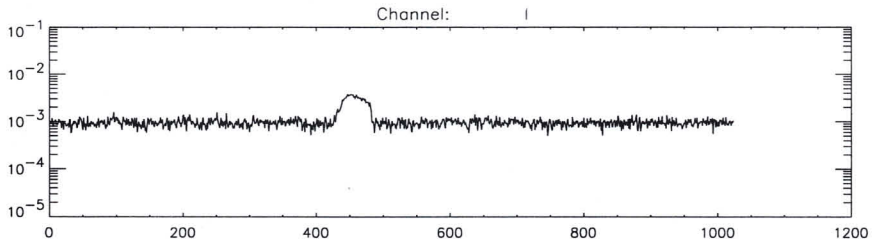
Channel: 1

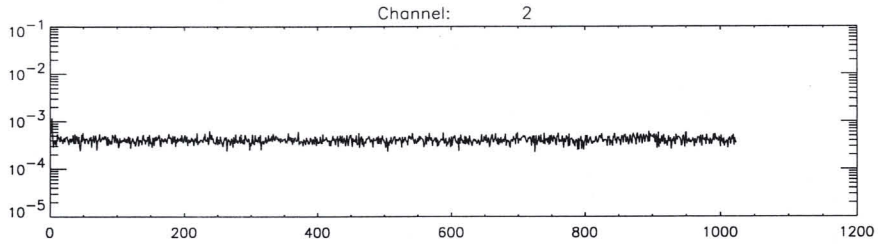
Channel: 2

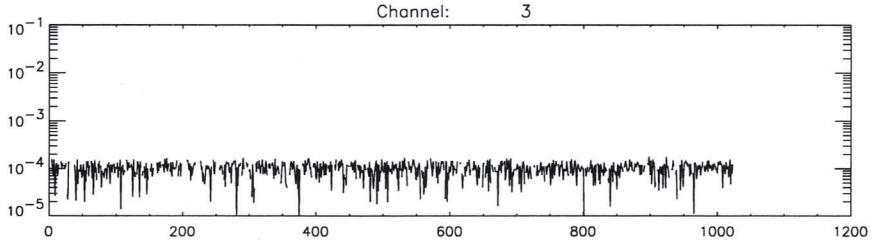
Channel: 3

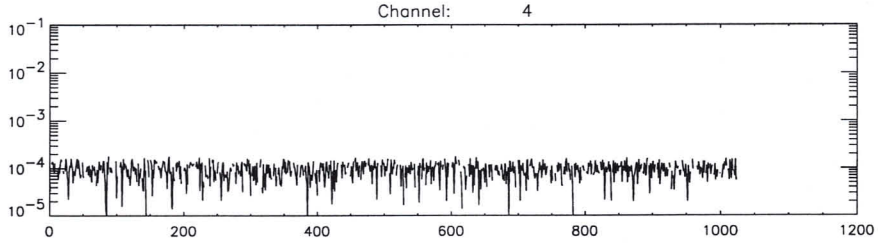
Channel: 4

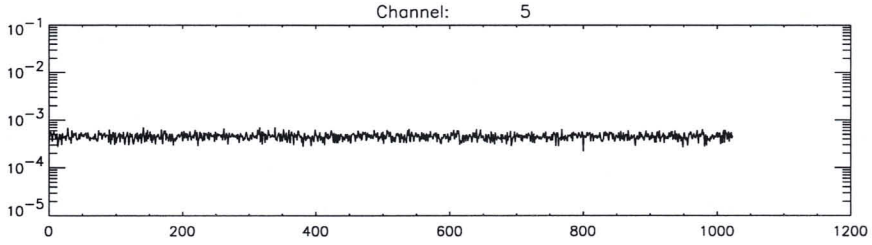
Channel: 5

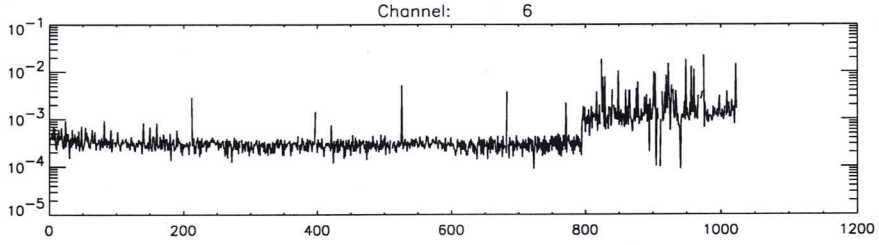
Channel: 6

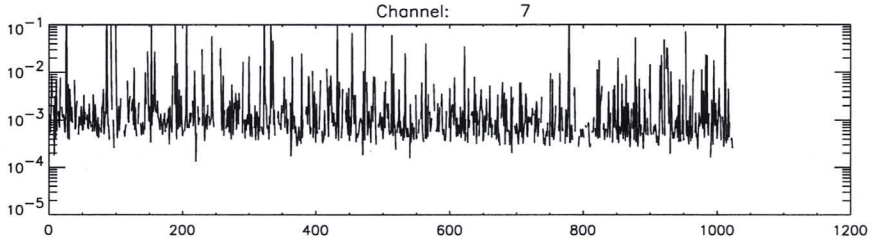
Channel: 7

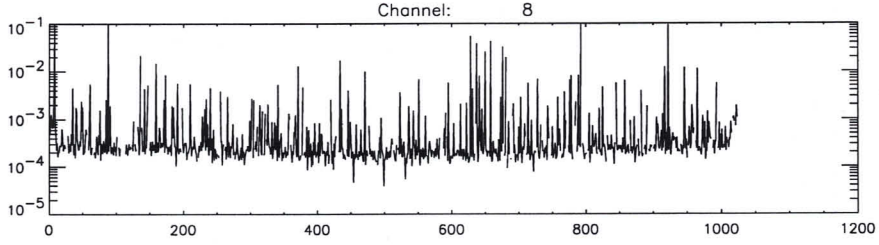
Channel: 8

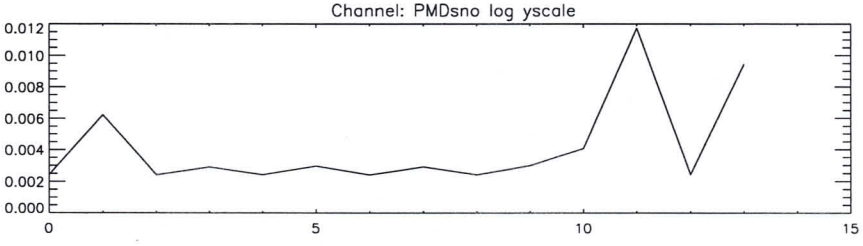
Channel: PMDsno log yscale

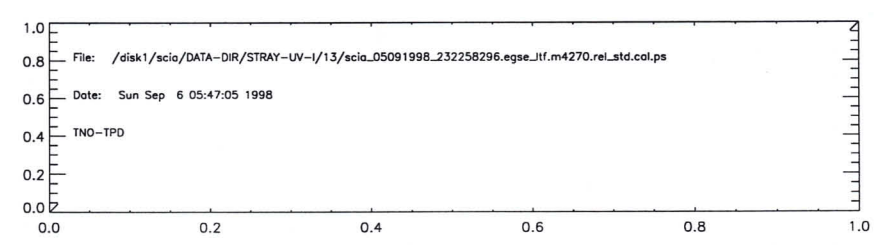
File: /disk1/scia/DATA-DIR/STRAY-UV-1/13/scia_05091998_232258296.egse_itf.m4270.rel_std.col.ps
Date: Sun Sep 6 05:47:05 1998
TNO-TPD

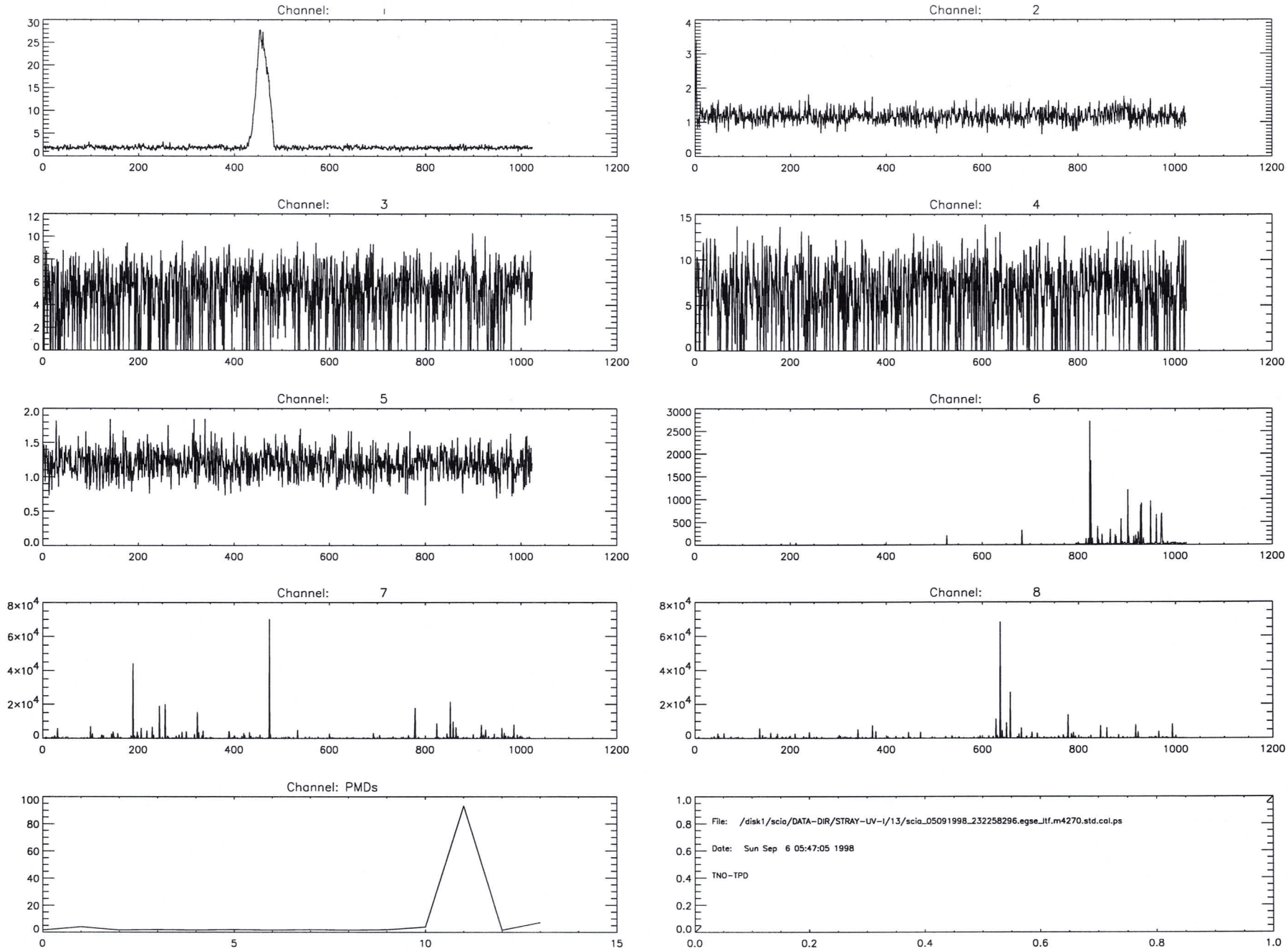
Channel:
Channel: 2
Channel: 3
Channel: 4
Channel: 5
Channel: 6
Channel: 7
Channel: 8
Channel: PMDs
File: /disk1/scia/DATA-DIR/STRAY-UV-1/13/scia_05091998_232258296.egse_ltf.m4270.std.cal.ps
Date: Sun Sep 6 05:47:05 1998
TNO-TPD

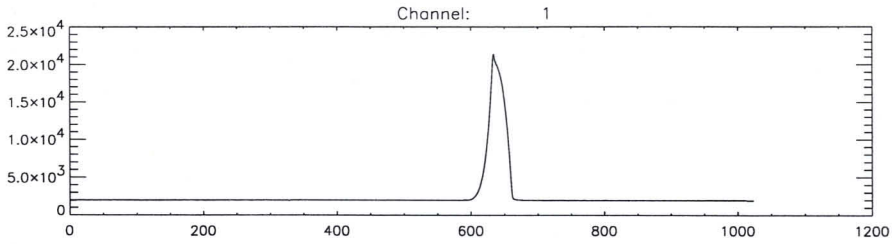
Channel: 1
2.5×10^4
2.0×10^4
1.5×10^4
1.0×10^4
5.0×10^3
0
0
200
400
600
800
1000
1200

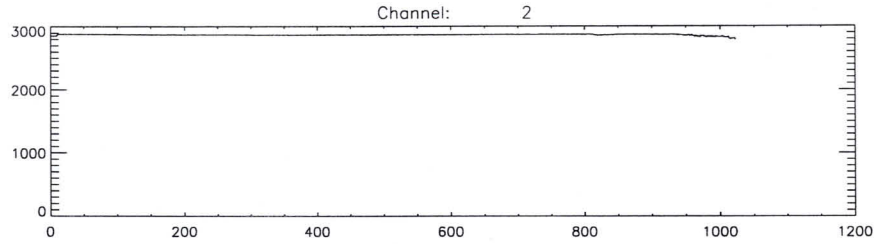
Channel: 2
3000
2000
1000
0
0
200
400
600
800
1000
1200

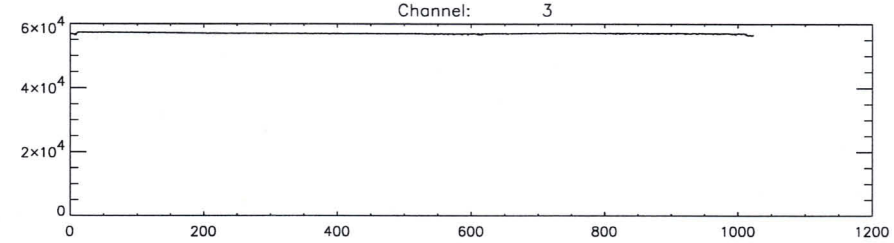
Channel: 3
6×10^4
4×10^4
2×10^4
0
0
200
400
600
800
1000
1200

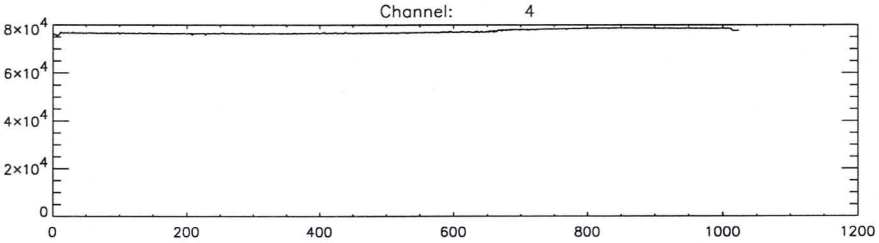
Channel: 4
8×10^4
6×10^4
4×10^4
2×10^4
0
0
200
400
600
800
1000
1200

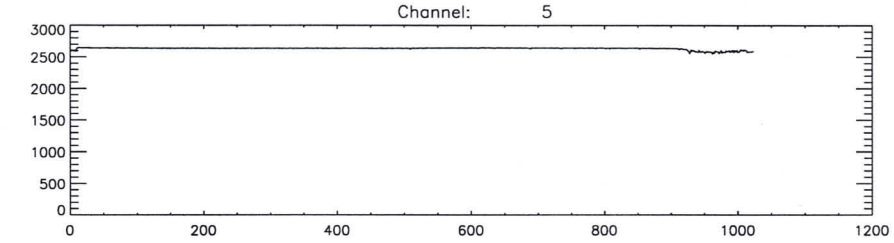
Channel: 5
3000
2500
2000
1500
1000
500
0
0
200
400
600
800
1000
1200

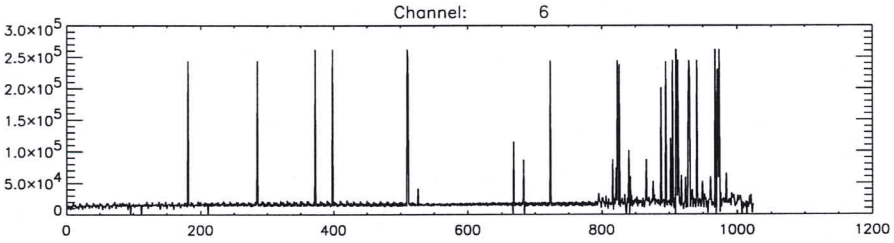
Channel: 6
3.0×10^5
2.5×10^5
2.0×10^5
1.5×10^5
1.0×10^5
5.0×10^4
0
0
200
400
600
800
1000
1200

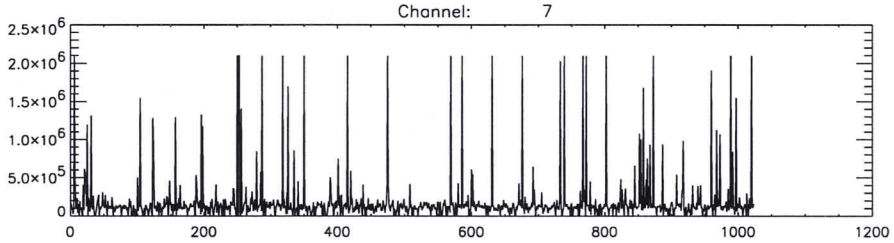
Channel: 7
2.5×10^6
2.0×10^6
1.5×10^6
1.0×10^6
5.0×10^5
0
0
200
400
600
800
1000
1200

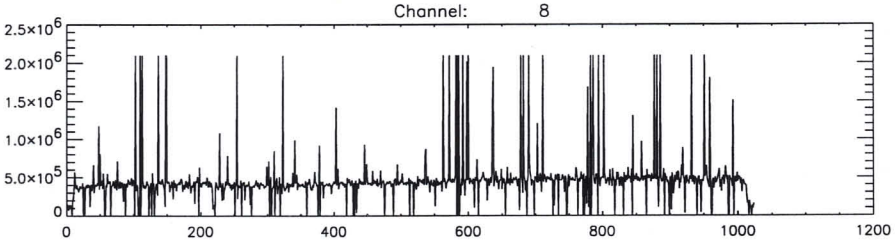
Channel: 8
2.5×10^6
2.0×10^6
1.5×10^6
1.0×10^6
5.0×10^5
0
0
200
400
600
800
1000
1200

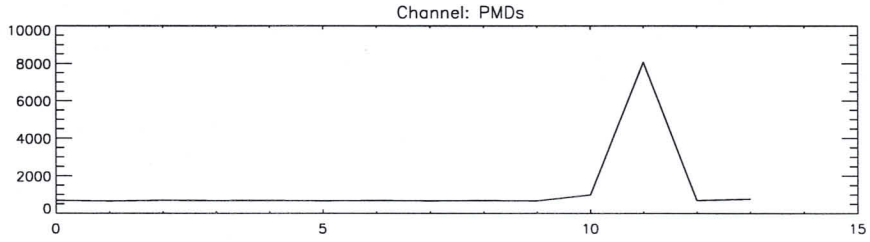
Channel: PMDs
10000
8000
6000
4000
2000
0
0
5
10
15

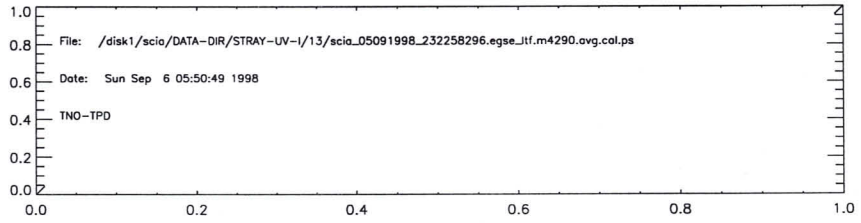
File: /disk1/scia/DATA-DIR/STRAY-UV-1/13/scia_05091998_232258296.egse_itf.m4290.avg.cal.ps
Date: Sun Sep 6 05:50:49 1998
TNO-TPD
1.0
0.8
0.6
0.4
0.2
0.0
0.0
0.2
0.4
0.6
0.8
1.0

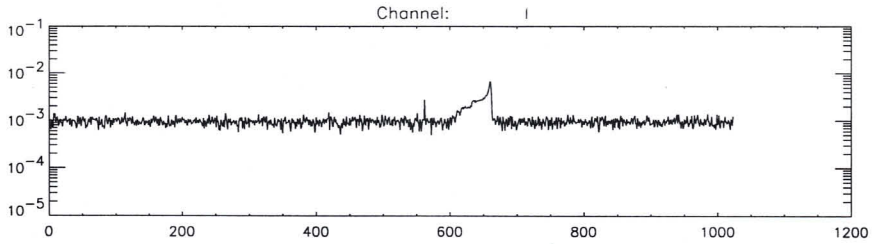
Channel: 1

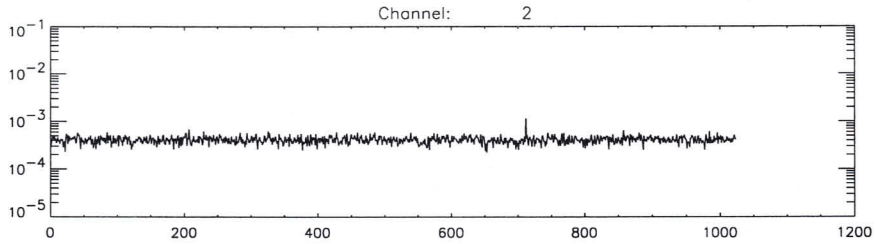
Channel: 2

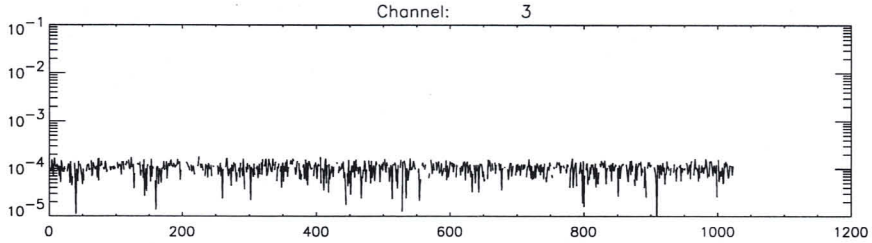
Channel: 3

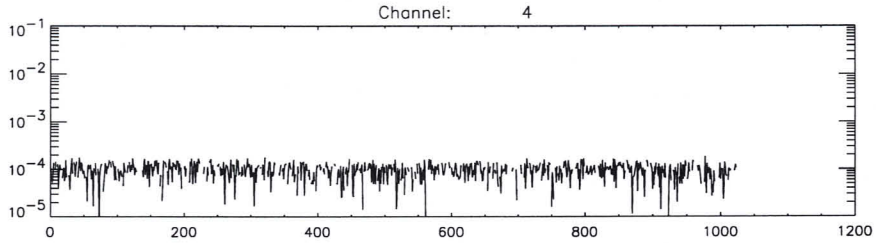
Channel: 4

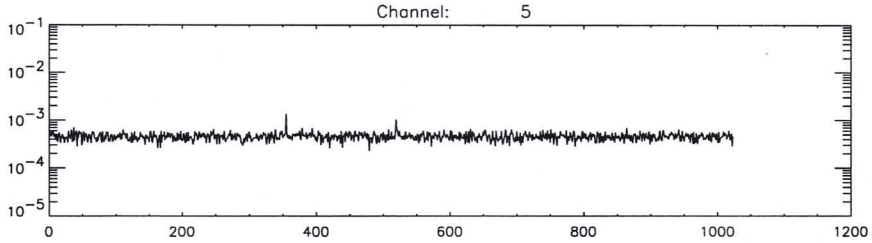
Channel: 5

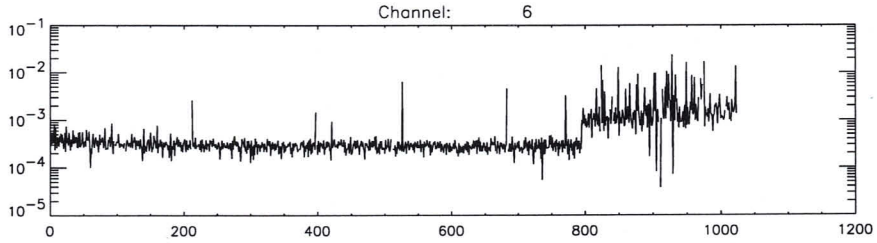
Channel: 6

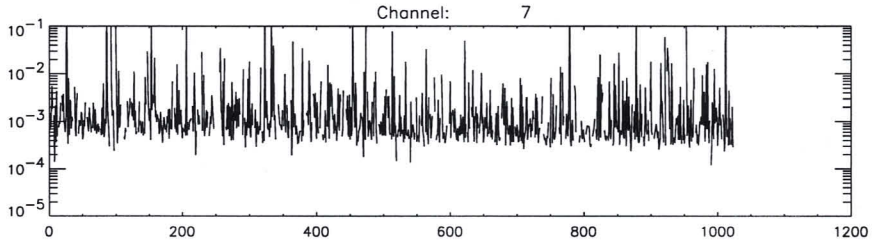
Channel: 7

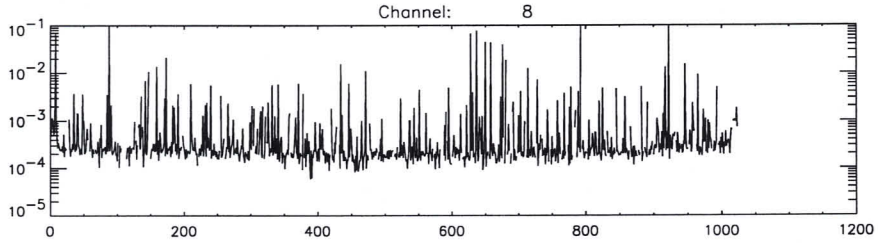
Channel: 8

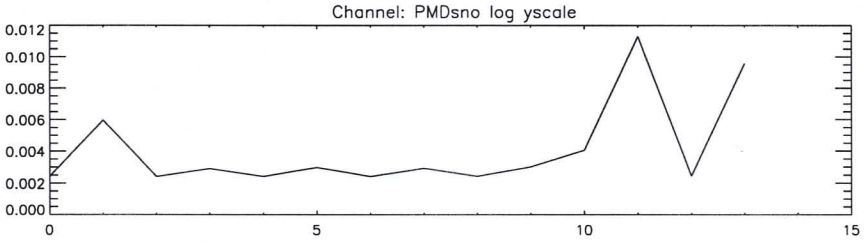
Channel: PMDsno log yscale

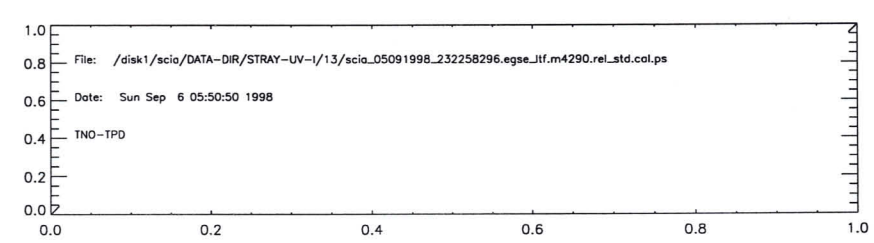
File: /disk1/scia/DATA-DIR/STRAY-UV-1/13/scia_05091998_232258296.egse_itf.m4290.rel_std.cal.ps
Date: Sun Sep 6 05:50:50 1998
TNO-TPD

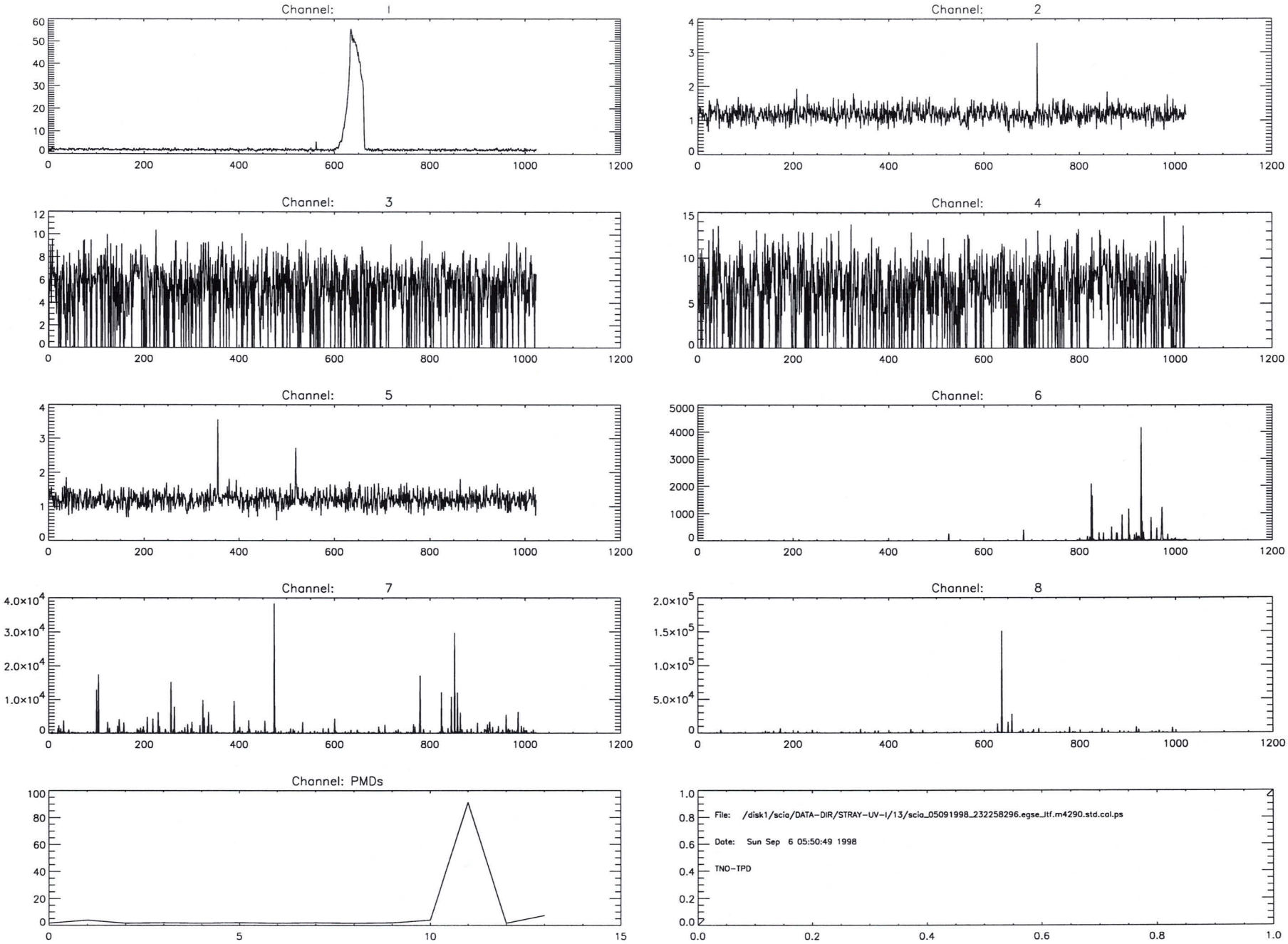
Channel: 1
Channel: 2
Channel: 3
Channel: 4
Channel: 5
Channel: 6
Channel: 7
Channel: 8
Channel: PMDs
File: /disk1/scia/DATA-DIR/STRAY-UV-1/13/scia_05091998_232258296.egse_itf.m4290.std.cal.ps
Date: Sun Sep 6 05:50:49 1998
TNO-TPD

	LOG SHEET SCHIAMACHY CALIBRATION	
Date/Time	**Description of action**	**Measurement directory**
06.09.08 8:00 (UTC)	checked test Run 3.C (of xtra staylight measurements).	
	~~Sat~~ Looks okay with SoLAN (all dremarks present, no saturation) (Andre Bdc).	

Formal Run of Measurement

(Measurement ID) STRAY-UV_VIS

Request for Actual Status		(cross out entries that are **not** requested.)
Request for Modification	X	(fill in only entries to be modified)
Request for Run	X	(no entries = run based on actual default settings)

Scanner Positions

Azimuth	+45.00	deg
Elevation	-45.00	deg

Timeline for each Data Acquisition Period during Measurement

	1	2	3	4	5	6	7	8	9	10
State ID	47									
Repetitions	1									

State Parameters for States used in Timeline (State ID must be given)

Channel	PET [s] or H#	Co-Adding	PET [s] or H#	Co-Adding	PET [s] or H#	Co-Adding	PET [s] or H#	Co-Adding
1a	64	1						
1b	64	1						
2b	64	1						
2a	64	1						
3	4	16						
4	2	32						
5	64	1						
6	16	4						
7	2	32						
8	2	32						
State ID								

step 16.7
slits 2/2/4
IUV diff (3.C)
(311)

test run
DATA.DIR/
STRAY-UV-I/14

Stimuli Settings for Existing Blocks in Measurement

(no analysis)

Block No	Stimuli Setup ID	PPC [deg]	Polarizer [deg]	Shutter open/close	Acquisition time [s]	Lambda [nm] Start	Stop	Step	Repetition Factor	Message	OS Setup time [s]
1	1	0	128,5	close	1	320	320	0	1	DU1	50
2	1	0	128,5	open	1	320	320	0	1	M4~	8
3	1	0	128,5	close	1	350	350	0	1	DU2	3
4	1	0	128,5	open	1	350	350	0	1	M4~	3
5	1	0	128,5	close	1	380	380	0	1	DU3	3
6	1	0	128,5	open	1	380	380	0	1	M4~	3
7	1	0	128,5	close	1	380	380	0	1	DU4	3
8	1	0	128,5	close	1	380	380	0	1	DU5	8

Measurement Data Description

Test Purpose	
Remark	UID 26 (adapted)
Data Directory	0249-03.45.34_STRAY-UV-VIS

Signatures

	Date	Signature
Issued	6-9-1998	[signature]
Performed	6.9.98	[signature]

	LOG SHEET SCHIAMACHY CALIBRATION	
Date/Time	**Description of action**	**Measurement directory**
6/9/98	M te Plate, PJ Nijssen, L. v/d Spek	
	File 3C just started : 320nm 350nm 380nm 5 hour lasting stray-uv-vis measurement with one uv diffuser will endat 10.00 AM	
	Measurement 3C was analysed	
	After this last Straylight measurement, the set-up was changed. Monochromator dismounted and WLS_EXT was mounted (QTH-lamp).	
	Team 3 : When exchanging diffusers, position the monochromator again against the front mechanical reference. A gap of ≈ 5 mm was present between mechanical reference and monochromator. (Only a tip)	
	side view 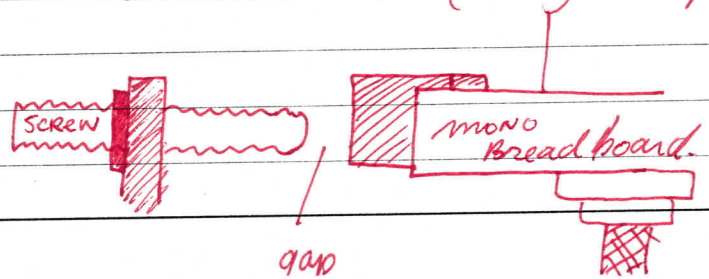 	

LOG SHEET SCHIAMACHY CALIBRATION

Date/Time	Description of action	Measurement directory
06-04-98 500 UTC	Overdracht Andre → Maurice	
	Overdracht..	
	16.7 extra straylight msm's.	
	Performed UNTIL 3 b) ~~[illegible]~~	
	~~Next Running~~ Performed : TEST 3 c)	
	To do: ① Analyse 3a) 3b) } handmatig ghosts zoeken ~~[illegible]~~ mbv AIT data en programma > idl een	
	② Run. msm 3 c). + Analyse.	

Formal Run of Measurement

(Measurement ID) Stray-UV-VIS

Request for Actual Status		(cross out entries that are **not** requested.)
Request for Modification	X	(fill in only entries to be modified)
Request for Run	X	(no entries = run based on actual default settings)

Scanner Positions

Azimuth	+45.0	deg
Elevation	-45.0	deg

Timeline for each Data Acquisition Period during Measurement

	1	2	3	4	5	6	7	8	9	10
State ID	47									
Repetitions	1									

State Parameters for States used in Timeline (State ID must be given)

Channel	PET [s] or H#	Co-Adding	PET [s] or H#	Co-Adding	PET [s] or H#	Co-Adding	PET [s] or H#	Co-Adding
1a	64	1						
1b	64	1						
2b	64	1						
2a	64	1						
3	4	16						
4	2	32						
5	64	1						
6	16	4						
7	2	32						
8	2	32						
State ID								

Step 1.6.7
slits 2/2/4
1 uV diff.
(311)

Step 3.c

Formal Run

Stimuli Settings for Existing Blocks in Measurement

Block No	Stimuli Setup ID	HWC [deg]	Polarizer [deg]	Shutter open/close	Acquisition time [s]	Lambda [nm] Start	Stop	Step	Repetition Factor	Message	OS Setup time [s]
1	1	6	128.5	close	1	320	320	0	20	DU1	50
2	1	0	128.5	open	1	320	320	0	20	M4N	8
3	1	0	128.5	close	1	350	350	0	20	DU2	3
4	1	0	128.5	open	1	350	350	0	20	M4N	3
5	1	0	128.5	close	1	380	380	0	20	DU3	3
6	1	0	128.5	open	1	380	380	0	20	M4N	3
7	1	0	128.5	close	1	380	380	0	20	DU4	3
8	1	0	128.5	close	1	380	380	0	1	DU5	8

Measurement Data Description

Test Purpose	
Remark	WID 26 (adapted)
Data Directory	0249_04.29.46_STRAY_UV_VIS

Signatures

	Date	Signature
Issued	6-9-98	
< Performed	6-9-98	

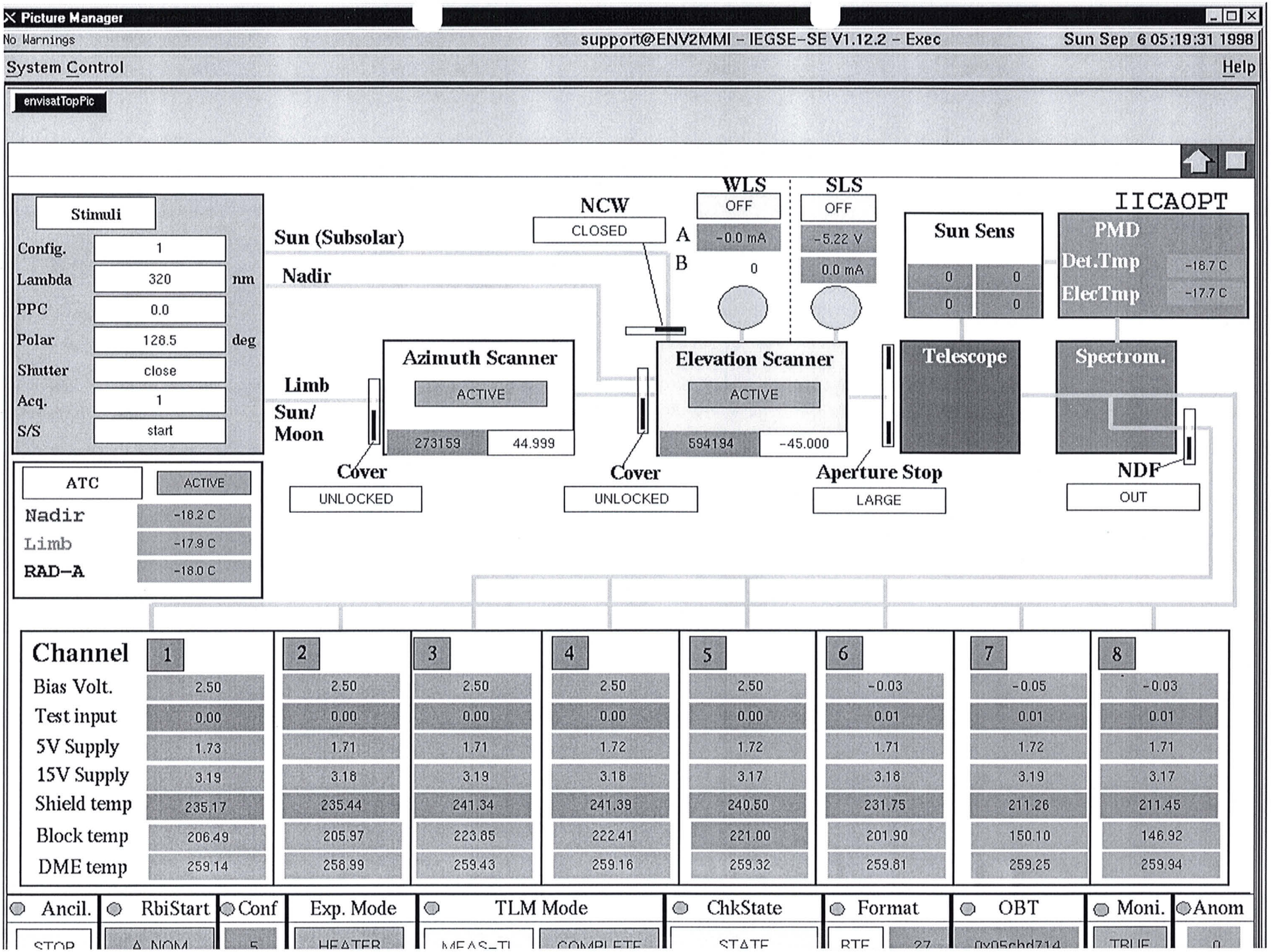
Picture Manager
No Warnings
support@ENV2MMI - IEGSE-SE V1.12.2 - Exec
Sun Sep 6 05:19:31 1998
System Control
Help
envisatTopPic
Stimuli
Config. 1
Lambda 320 nm
PPC 0.0
Polar 128.5 deg
Shutter close
Acq. 1
S/S start
ATC ACTIVE
Nadir -18.2 C
Limb -17.9 C
RAD-A -18.0 C
Sun (Subsolar)
Nadir
Limb
Sun/
Moon
NCW
CLOSED
WLS
OFF
A -0.0 mA
B 0
SLS
OFF
-5.22 V
0.0 mA
Sun Sens
0 0
0 0
IICAOPT
PMD
Det.Tmp -18.7 C
ElecTmp -17.7 C
Azimuth Scanner
ACTIVE
273159 44.999
Elevation Scanner
ACTIVE
594194 -45.000
Telescope
Spectrom.
Cover
UNLOCKED
Cover
UNLOCKED
Aperture Stop
LARGE
NDF
OUT
Channel 1 2 3 4 5 6 7 8
Bias Volt. 2.50 2.50 2.50 2.50 2.50 -0.03 -0.05 -0.03
Test input 0.00 0.00 0.00 0.00 0.00 0.01 0.01 0.01
5V Supply 1.73 1.71 1.71 1.72 1.72 1.71 1.72 1.71
15V Supply 3.19 3.18 3.19 3.18 3.17 3.18 3.19 3.17
Shield temp 235.17 235.44 241.34 241.39 240.50 231.75 211.26 211.45
Block temp 206.49 205.97 223.85 222.41 221.00 201.90 150.10 146.92
DME temp 259.14 258.99 259.43 259.16 259.32 259.81 259.25 259.94
Ancil.
RbiStart
Conf
Exp. Mode
TLM Mode
ChkState
Format
OBT
Moni.
Anom
STOP
A_NOM
5
HEATER
MEAS_TL
COMPLETE
STATE
RTE
27
0x05cbd714
TRUE
0

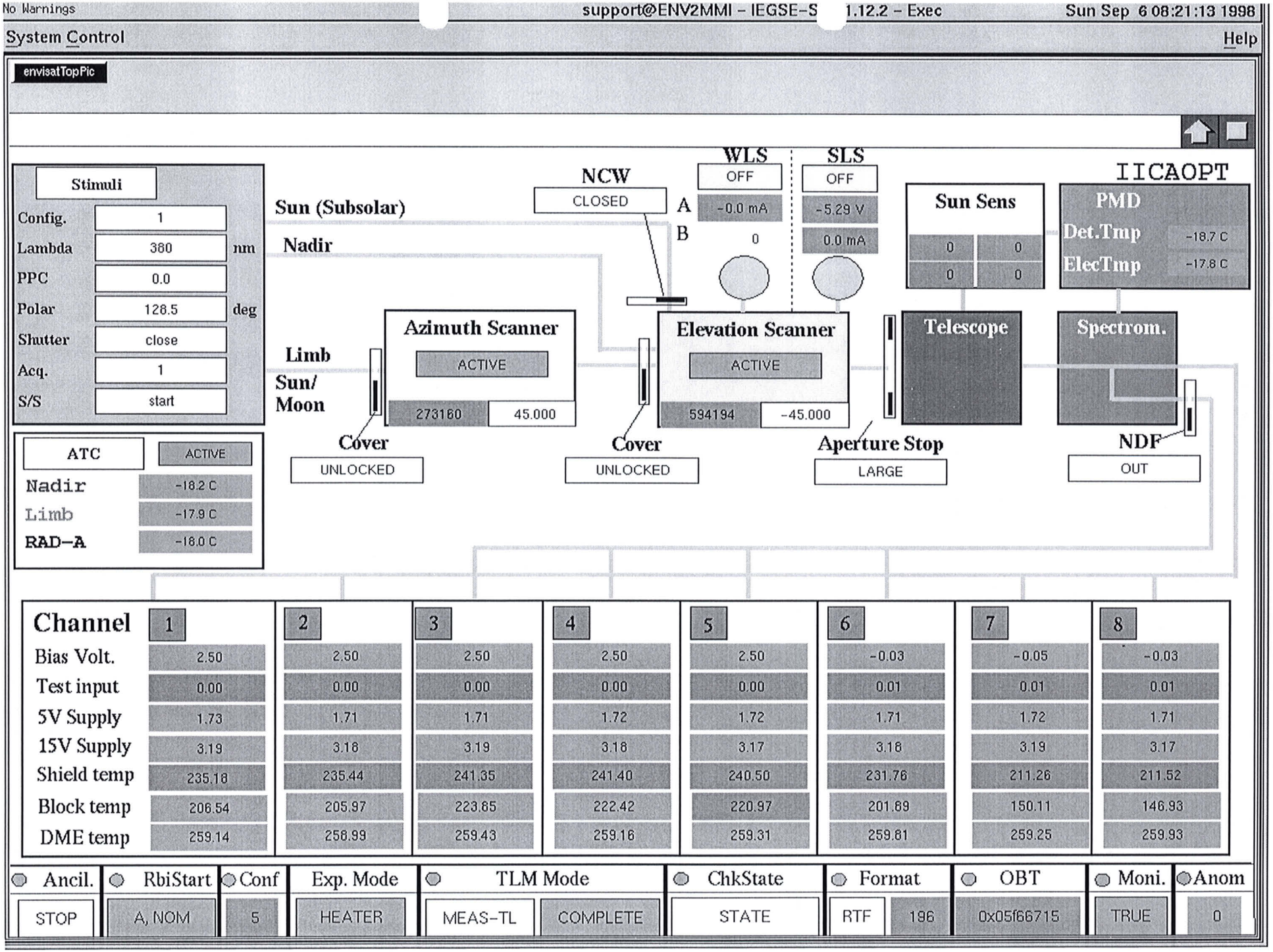
No Warnings
support@ENV2MMI - IEGSE-S 1.12.2 - Exec
Sun Sep 6 08:21:13 1998
System Control
Help
envisatTopPic
Stimuli
Config. 1
Lambda 360 nm
PPC 0.0
Polar 128.5 deg
Shutter close
Acq. 1
S/S start
ATC ACTIVE
Nadir -18.2 C
Limb -17.9 C
RAD-A -18.0 C
Sun (Subsolar)
Nadir
Limb
Sun/
Moon
NCW
CLOSED
WLS
OFF
A -0.0 mA
B
0
SLS
OFF
-5.29 V
0.0 mA
Sun Sens
0 0
0 0
IICAOPT
PMD
Det.Tmp -18.7 C
ElecTmp -17.8 C
Azimuth Scanner
ACTIVE
273160 45.000
Elevation Scanner
ACTIVE
594194 -45.000
Telescope
Spectrom.
Cover
UNLOCKED
Cover
UNLOCKED
Aperture Stop
LARGE
NDF
OUT
Channel 1 2 3 4 5 6 7 8
Bias Volt. 2.50 2.50 2.50 2.50 2.50 -0.03 -0.05 -0.03
Test input 0.00 0.00 0.00 0.00 0.00 0.01 0.01 0.01
5V Supply 1.73 1.71 1.71 1.72 1.72 1.71 1.72 1.71
15V Supply 3.19 3.16 3.19 3.16 3.17 3.16 3.19 3.17
Shield temp 235.16 235.44 241.35 241.40 240.50 231.76 211.26 211.52
Block temp 206.54 205.97 223.65 222.42 220.97 201.89 150.11 146.93
DME temp 259.14 258.99 259.43 259.16 259.31 259.81 259.25 259.93
Ancil. STOP
RbiStart A, NOM
Conf 5
Exp. Mode HEATER
TLM Mode MEAS-TL COMPLETE
ChkState STATE
Format RTF 196
OBT 0x05f66715
Moni. TRUE
Anom 0

STEP	ACTION	RESULT	MARKER
Intro	Your name: Date:	Maurice te Plate 6/9/98	
	What's the name of the (main) data input files generated by the EGSE? (*.dat)	scia_06091998_04342014.dat	(A)
	Setup a three-window configuration on your SUN.		see course descr.
Cnstr directory	`cd ~/DATA-DIR/STRAY-UV-I/ ;` `ls -l`		Note: In window DATA-DIR
	highest number in directory?	14	(B)
	New directory: `mkdir <B+1>` `ls -l`		
	What's now the highest number in directory?	15	(C)
	<C> should be <B> + 1	Y / N	
	directory name is:	~/DATA-DIR/STRAY-UV-I/<C>	(DIR-NAME)
Copy data	See Analysis sheet: Transfer Data File	(Y) / N	In DATA-DIR window
Cnstr EGSE_LTF	`cal_raw2ltf .` (Error messages are not necessarily fatal; check with SOLAN --in solan window-- whether output file is okay: there should be a signal present, and `dremark1` labels should be filled) `ls -l *.egse_ltf`		Note: In window DATA-DIR; ***don't forget the dot !!!;*** *May take more than 15 mins.*

What's the name of the egse_ltf file scia_o60g1998_043420140.egse_ltf (D)

<D> should be <A>.egse_ltf (Y) / N

Cnstr CAL files	idl run_fastaverscia (and select file <D> when asked)	Note: In window IDL
Check CAL files	Dark files:	In DATA-DIR Window
	ls -l *du*.cal	
	size: 146 kb ✓	should be approx 150Kb ✓
	Monochromator ouput:	
	ls -l *mu<lambda>*.avg.cal (where lambda is a wavelength indicator)	
	size: 146 kb ✓	should be approx 150Kb
	lambda ranges from: 320 to 380 nm	
	to: (320nm, 350 nm, 380nm)	

Note: all files should be present, if not:

(a) Check file <D> using SOLAN and check whether dremark1 labels are present.

(b) Check if enough disk space is available (Unix command df -k | more).

Print postscript

Pick a `*.m*<lambda>.avg.cal` file.

`lpr -P<printer> *.avg.cal.ps`

320 nm is choosen

Contents dark file `*du.avg.cal.ps` should be approx. constant within channels: Y / N

Contents of a file *mu<lambda>.avg.cal.ps should contain a peak signal in corresponding channel (cannot be seen in channels 7 and 8): Y / N

Contents of *mu<lambda>.rel_std.cal.ps files should be smaller than 0.01 (pixel 300 - - 800) for all channels. Y / N
If not, value is: _____

Add postscript images to logbook, done Y / N

Print logfiles `lpr -P<printer> *.log`

Add logfiles to logbook, done Y / N

Back up	Create 3 sets of backup CDs of directory <DIR-NAME> (One CD has a capacity of 600 Mbytes, the UNIX command `/usr/bin/du -k .` gives the number of kilo bytes in the current directory).		See analysis sheet BackUp
	Name of backup CDs	060998 B	

Sign:	Name	M de Vlaa
	Date and time	6/9/98
	Signature	

STEP	ACTION	RESULT	MARKER
Intro	Your name: Date:	Maurice de Plate 6/9/98	
	What's the name of the (main) data input files that you want to store on the SUN named `scia6`?	0249-04.29.46_STRAY_uv-vis (A)	
	Setup a three-window configuration on your SUN.		See course descr.
Do Transfer	Be sure that you are in the directory you want your files in ftp <internet-address>, where you can find the address of the PC in the file `/etc/hosts` (entry: cdwpc). The address will also be next to you on paper (most probably). When asked for user, fill in: `anonymous`, when asked for an email address, fill in your email address on TPD. Set in binary: `binary` `mget *` (and return `y` to every file). `bye`		In DATA-DIR window In DATA window Approx. 140 kB

Sign:

Name	Mde Plate
Date and time	6/9/98
Signature	

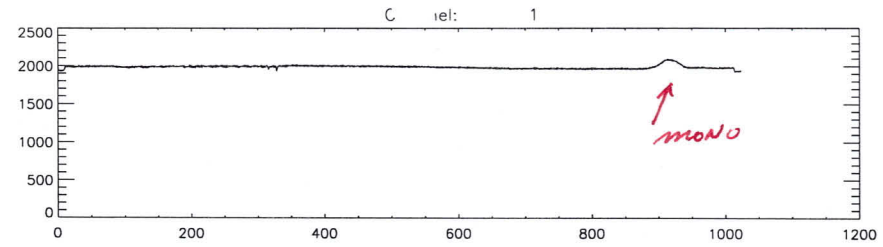
Channel: 1
2500
2000
1500
1000
500
0
0
200
400
600
800
1000
1200
MONO

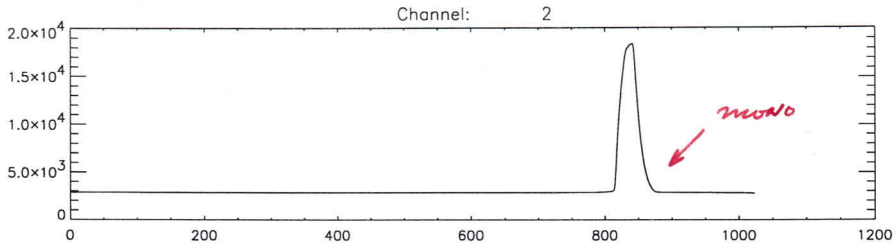
Channel: 2
2.0x10^4
1.5x10^4
1.0x10^4
5.0x10^3
0
0
200
400
600
800
1000
1200
MONO

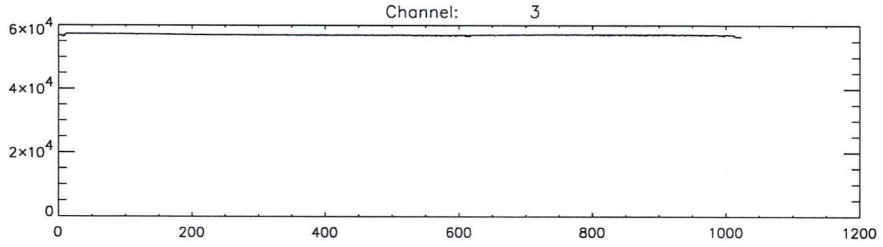
Channel: 3
6x10^4
4x10^4
2x10^4
0
0
200
400
600
800
1000
1200

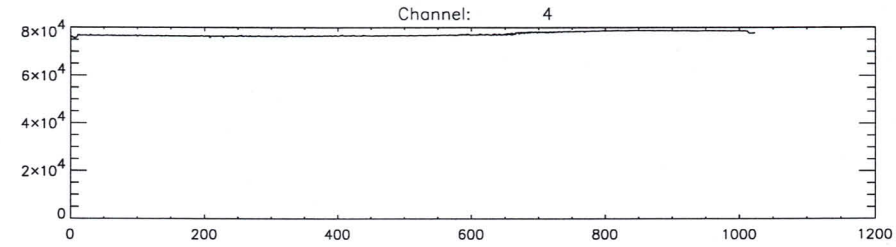
Channel: 4
8x10^4
6x10^4
4x10^4
2x10^4
0
0
200
400
600
800
1000
1200

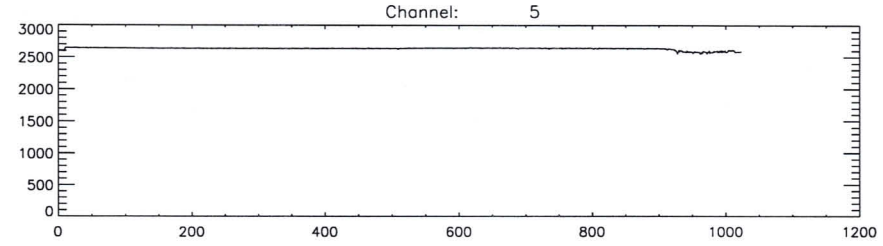
Channel: 5
3000
2500
2000
1500
1000
500
0
0
200
400
600
800
1000
1200

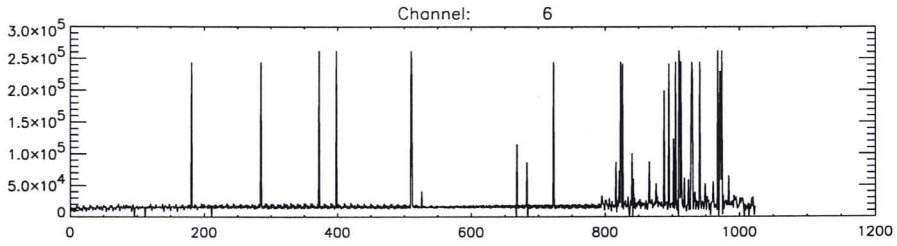
Channel: 6
3.0x10^5
2.5x10^5
2.0x10^5
1.5x10^5
1.0x10^5
5.0x10^4
0
0
200
400
600
800
1000
1200

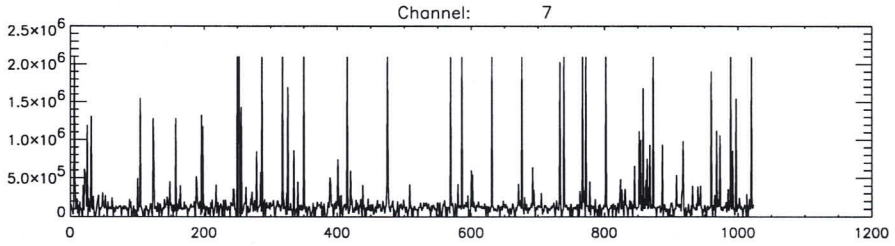
Channel: 7
2.5x10^6
2.0x10^6
1.5x10^6
1.0x10^6
5.0x10^5
0
0
200
400
600
800
1000
1200

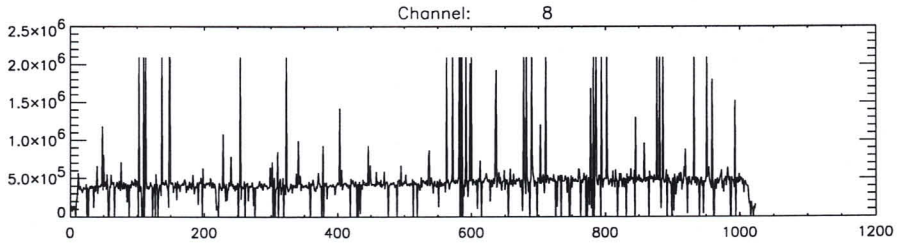
Channel: 8
2.5x10^6
2.0x10^6
1.5x10^6
1.0x10^6
5.0x10^5
0
0
200
400
600
800
1000
1200

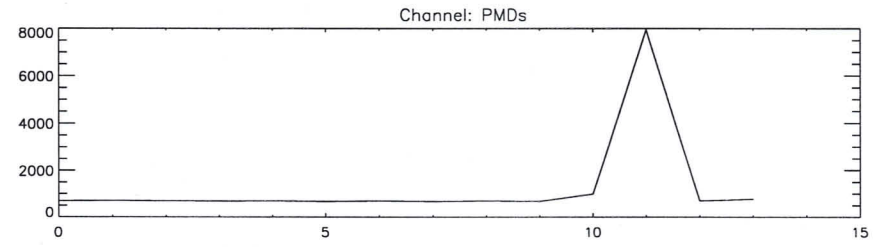
Channel: PMDs
8000
6000
4000
2000
0
0
5
10
15

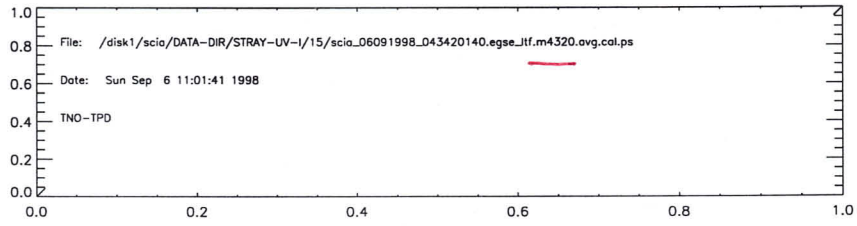
File: /disk1/scia/DATA-DIR/STRAY-UV-I/15/scia_06091998_043420140.egse_ltf.m4320.avg.cal.ps
Date: Sun Sep 6 11:01:41 1998
TNO-TPD
1.0
0.8
0.6
0.4
0.2
0.0
0.0
0.2
0.4
0.6
0.8
1.0

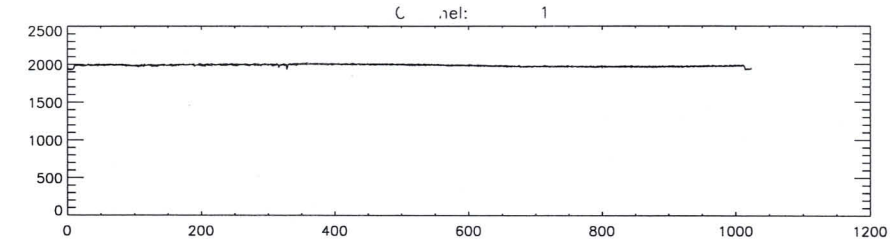
Channel: 1

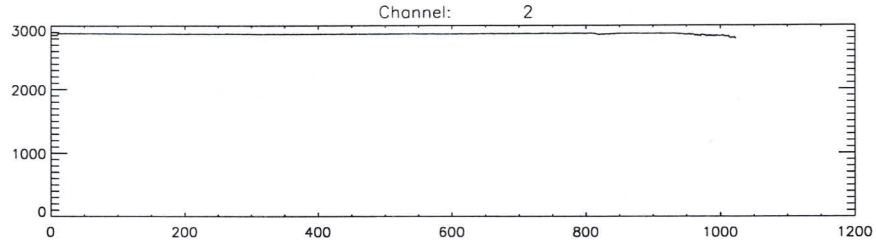
Channel: 2

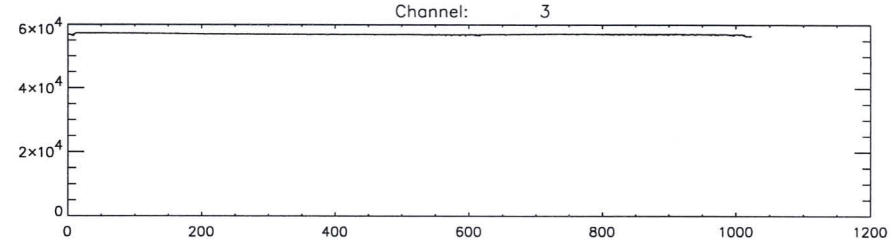
Channel: 3

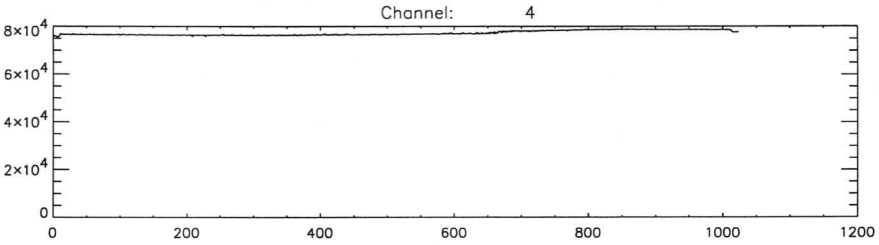
Channel: 4

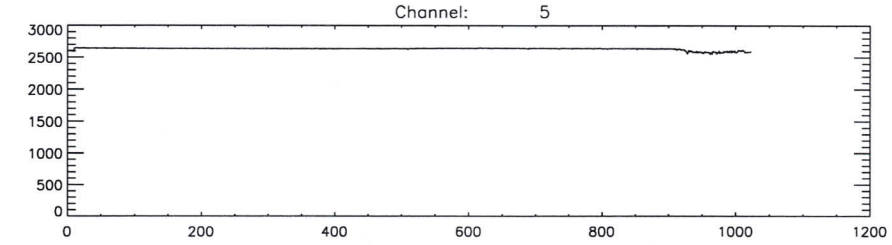
Channel: 5

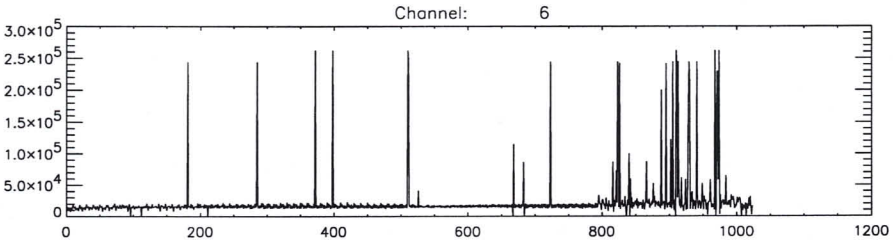
Channel: 6

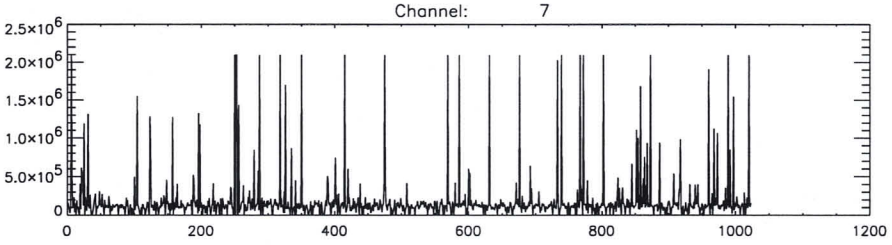
Channel: 7

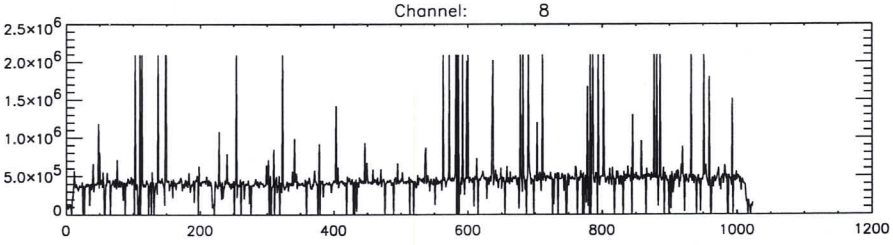
Channel: 8

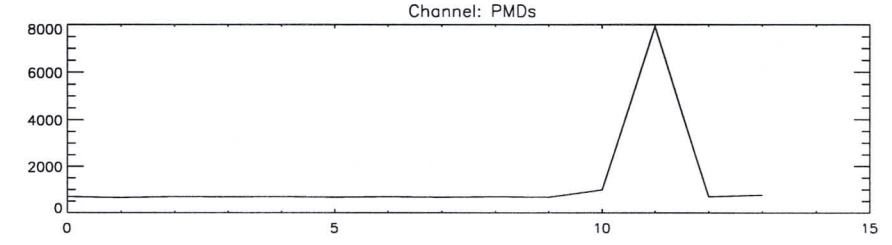
Channel: PMDs

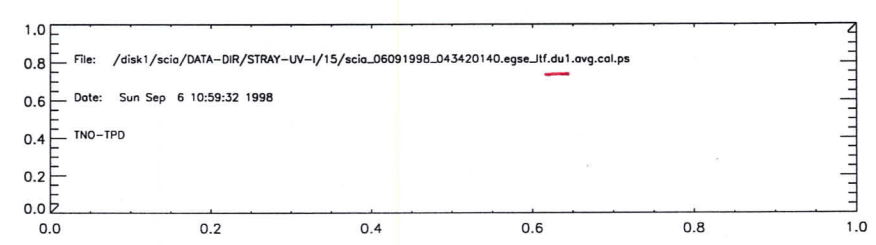
File: /disk1/scia/DATA-DIR/STRAY-UV-1/15/scia_06091998_043420140.egse_itf.du1.avg.cal.ps
Date: Sun Sep 6 10:59:32 1998
TNO-TPD

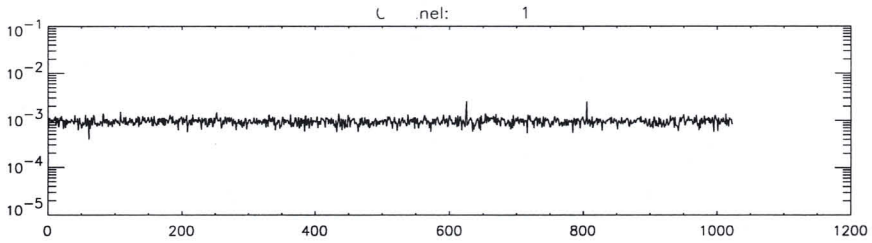
nel: 1

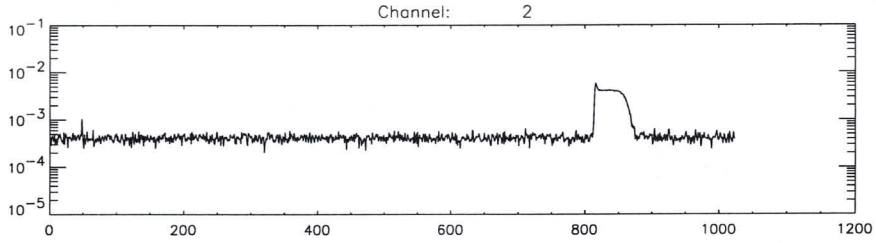
Channel: 2

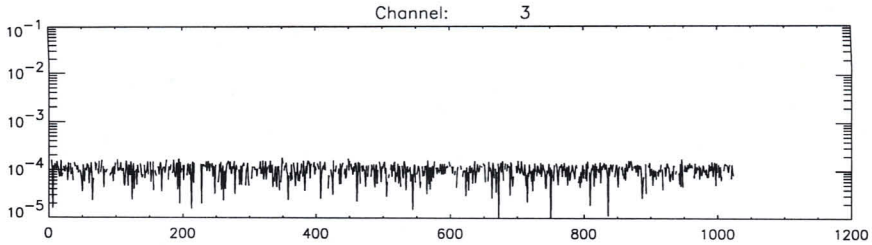
Channel: 3

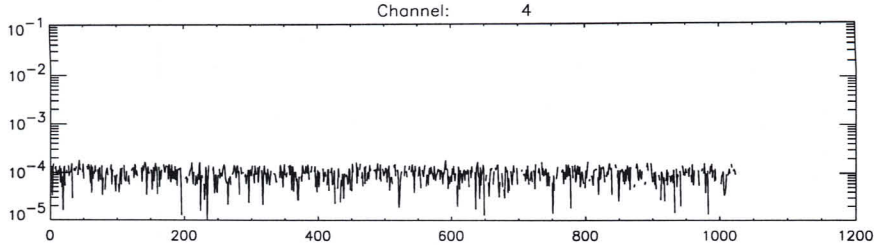
Channel: 4

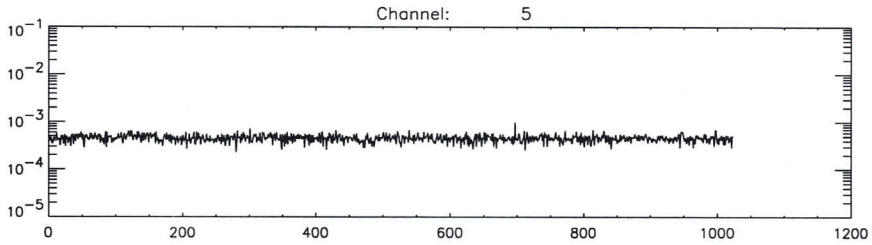
Channel: 5

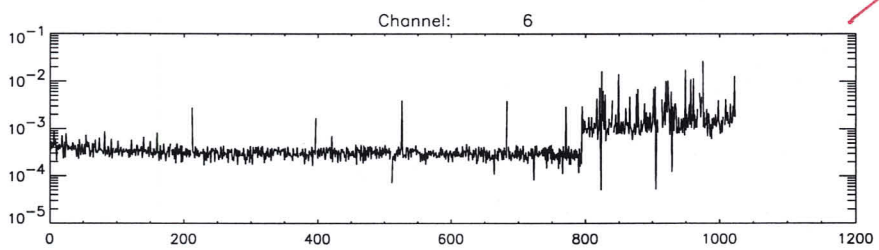
Channel: 6

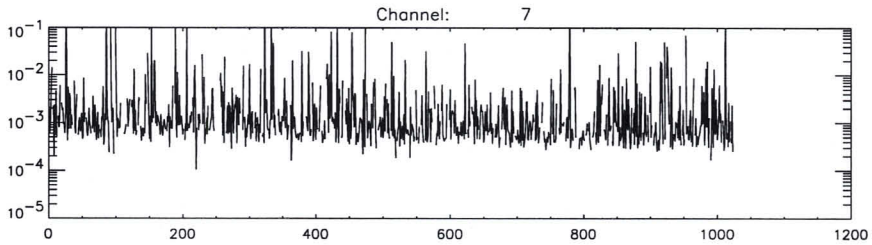
Channel: 7

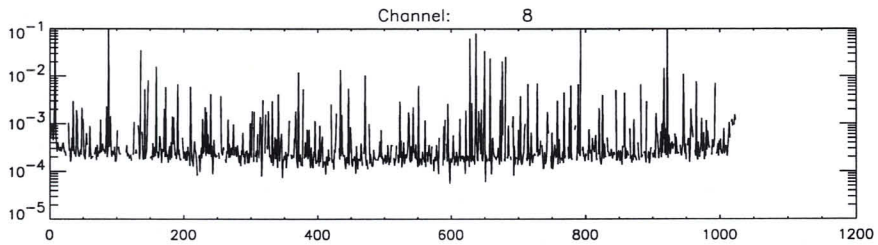
Channel: 8

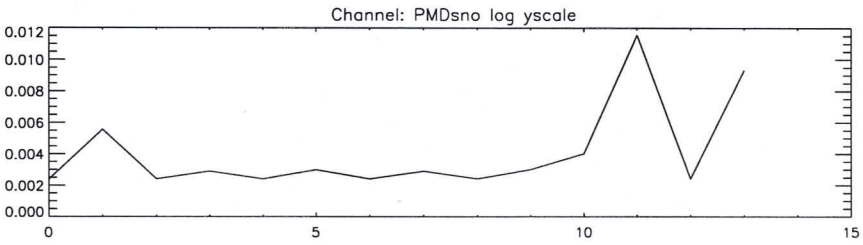
Channel: PMDsno log yscale

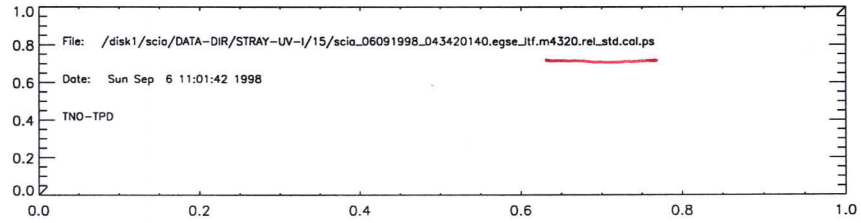
File: /disk1/scia/DATA-DIR/STRAY-UV-I/15/scia_06091998_043420140.egse_itf.m4320.rel_std.col.ps
Date: Sun Sep 6 11:01:42 1998
TNO-TPD

```
time       = Sun Sep  6 10:59:33 1998
batch      = du1
Start TOD = Sun 06-Sep-98 04:35:19
End   TOD = Sun 06-Sep-98 05:22:40
Processing= computation of average, standard dev. and rel.standard dev.
```

```
time       = Sun Sep  6 11:03:49 1998
batch      = du2
Start TOD = Sun 06-Sep-98 05:54:59
End   TOD = Sun 06-Sep-98 06:27:13
Processing= computation of average, standard dev. and rel.standard dev.
```

```
time       = Sun Sep  6 11:07:59 1998
batch      = du3
Start TOD = Sun 06-Sep-98 06:59:31
End   TOD = Sun 06-Sep-98 07:31:46
Processing= computation of average, standard dev. and rel.standard dev.
```

```
time       = Sun Sep  6 11:12:07 1998
batch      = du4
Start TOD = Sun 06-Sep-98 08:04:19
End   TOD = Sun 06-Sep-98 08:36:32
Processing= computation of average, standard dev. and rel.standard dev.
```

```
time       = Sun Sep  6 11:12:14 1998
batch      = du5
Start TOD = Sun 06-Sep-98 08:36:32
End   TOD = Sun 06-Sep-98 08:36:32
Processing= computation of average, standard dev. and rel.standard dev.
```

```
time       = Sun Sep  6 11:01:42 1998
batch      = m4320
Start TOD = Sun 06-Sep-98 05:22:40
End   TOD = Sun 06-Sep-98 05:54:59
Processing= computation of average, standard dev. and rel.standard dev.
```

```
time       = Sun Sep  6 11:05:55 1998
batch      = m4350
Start TOD  = Sun 06-Sep-98 06:27:13
End   TOD  = Sun 06-Sep-98 06:59:31
Processing= computation of average, standard dev. and rel.standard dev.
```

```
time       = Sun Sep  6 11:10:03 1998
batch      = m4380
Start TOD = Sun 06-Sep-98 07:31:46
End   TOD = Sun 06-Sep-98 08:04:19
Processing= computation of average, standard dev. and rel.standard dev.
```

	LOG SHEET SCHIAMACHY CALIBRATION	
Date/Time	Description of action	Measurement directory
→	Started with cal-block Ch 17	
	All measurements performed. (SLS_INT, WLS_INT, WLS_EXT, SLS_EXT)	
	No problems occured (also not with WLS-EXT)	
	WLS_INT completely analysed do-ppg do-etalon	
	SLS_INT " " do-spec-cal	

Formal Run of Measurement

(Measurement ID) WLS_INT

Request for Actual Status		(cross out entries that are **not** requested.)
Request for Modification		(fill in only entries to be modified)
Request for Run	X	(no entries = run based on actual default settings)

Scanner Positions

S17-1

Azimuth	45.000	deg
Elevation	10.523	deg

Timeline for each Data Acquisition Period during Measurement

	1	2	3	4	5	6	7	8	9	10
State ID	44	45								
Repetitions										

State Parameters for States used in Timeline (State ID must be given)

in DATA-DIR/WLS/16

Channel	PET [s] or H#	Co-Adding	PET [s] or H#	Co-Adding	PET [s] or H#	Co-Adding	PET [s] or H#	Co-Adding
1a	4	1						
1b	4	1						
2b	0.5	8						
2a	0.5	8						
3	0.125	32						
4	0.0625	64						
5	0.0625	64						
6	H8	64						
7	H7	64						
8	H8	64						
State ID								

Stimuli Settings for Existing Blocks in Measurement

Block No	Stimuli Setup ID	PPC [deg]	Polarizer [deg]	Shutter open/close	Acquisition time [s]	Lambda [nm] Start	Stop	Step	Repetition Factor	Message	OS Setup time [s]
1	-1	-	-	-	-	-	-	0	1	QU	

Measurement Data Description

Test Purpose	WLS -INT
Remark	UID 25
Data Directory	0249_10.25.0D_WLS_INT

Signatures

	Date	Signature
Issued	6/9/98	
< Performed	6/9/98	

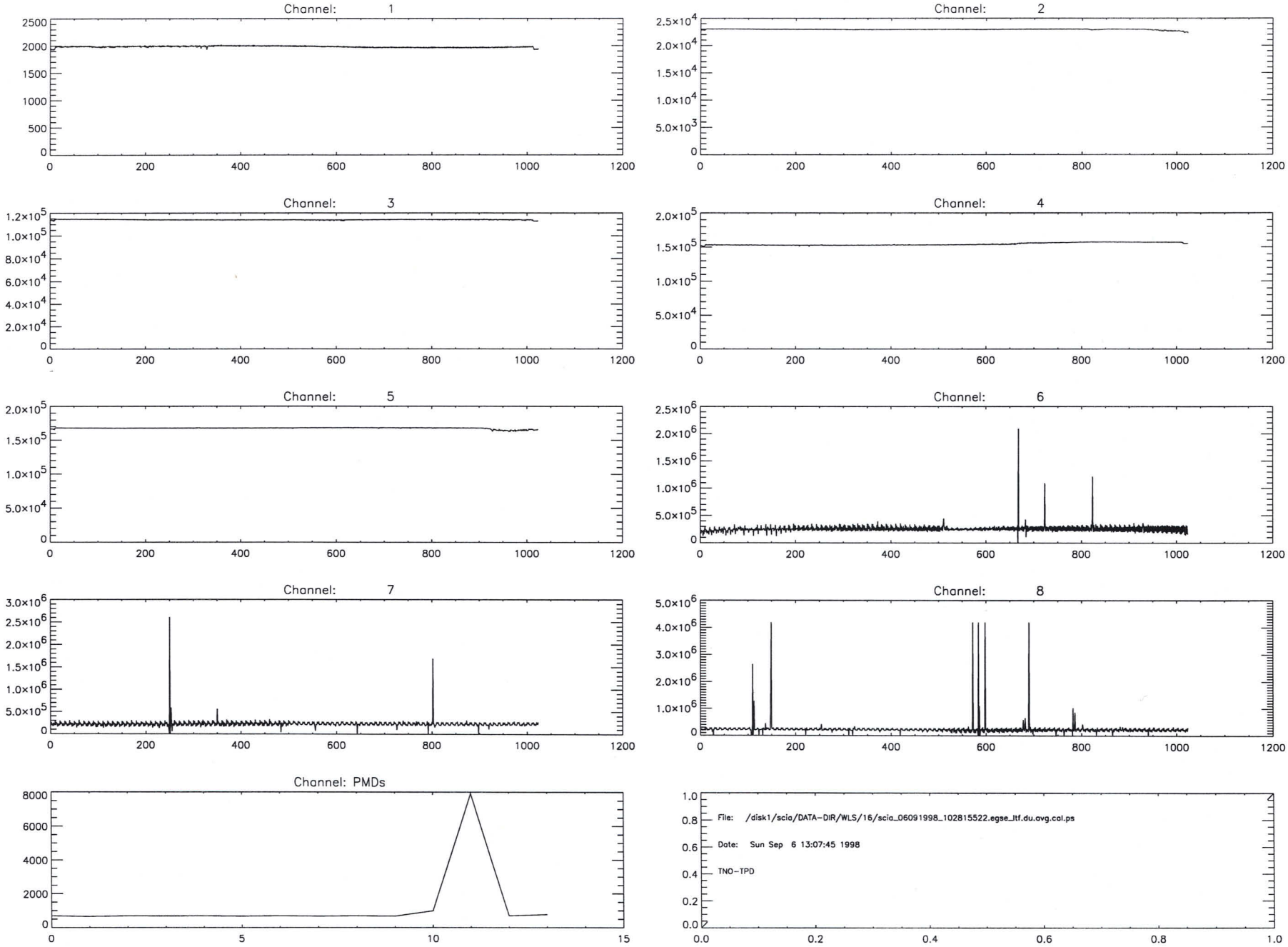
Channel: 1
Channel: 2
Channel: 3
Channel: 4
Channel: 5
Channel: 6
Channel: 7
Channel: 8
Channel: PMDs
File: /disk1/scia/DATA-DIR/WLS/16/scia_06091998_102815522.egse_ltf.du.avg.cal.ps
Date: Sun Sep 6 13:07:45 1998
TNO-TPD

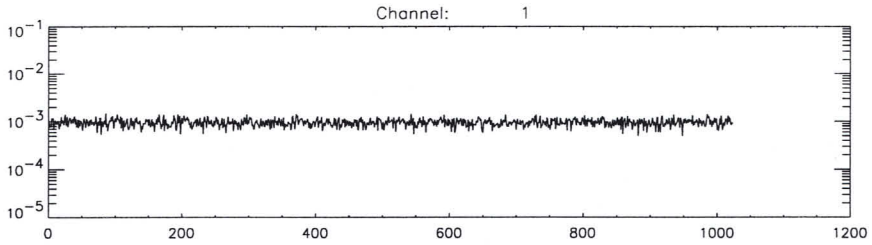
Channel: 1
10^{-1}
10^{-2}
10^{-3}
10^{-4}
10^{-5}
0
200
400
600
800
1000
1200

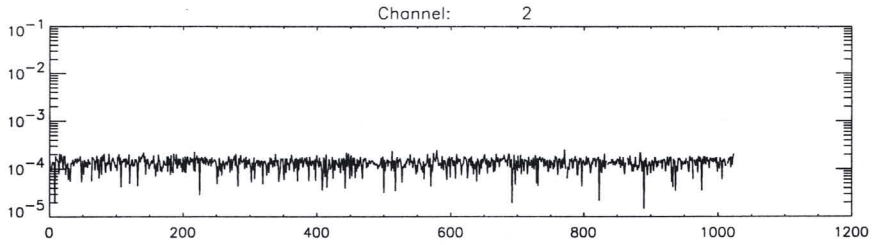
Channel: 2
10^{-1}
10^{-2}
10^{-3}
10^{-4}
10^{-5}
0
200
400
600
800
1000
1200

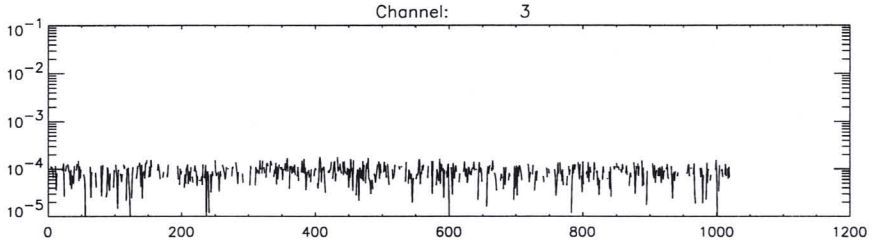
Channel: 3
10^{-1}
10^{-2}
10^{-3}
10^{-4}
10^{-5}
0
200
400
600
800
1000
1200

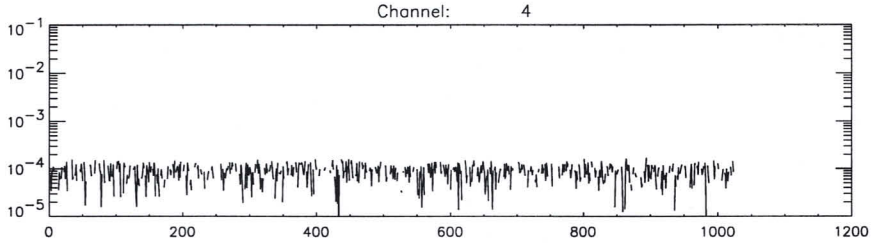
Channel: 4
10^{-1}
10^{-2}
10^{-3}
10^{-4}
10^{-5}
0
200
400
600
800
1000
1200

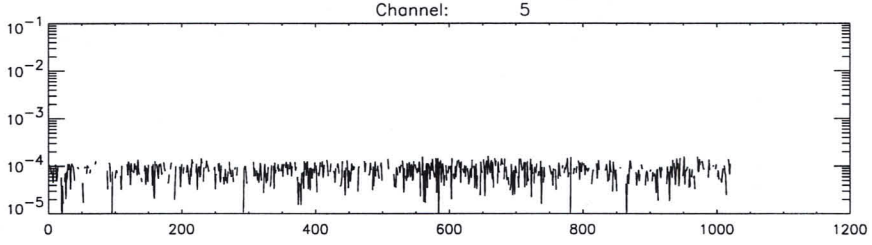
Channel: 5
10^{-1}
10^{-2}
10^{-3}
10^{-4}
10^{-5}
0
200
400
600
800
1000
1200

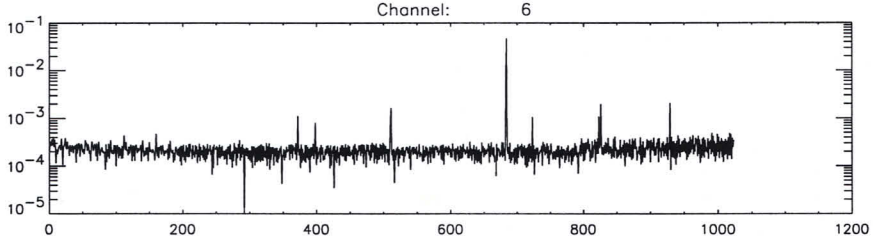
Channel: 6
10^{-1}
10^{-2}
10^{-3}
10^{-4}
10^{-5}
0
200
400
600
800
1000
1200

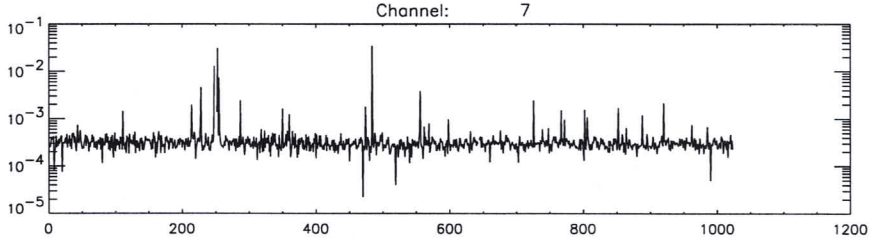
Channel: 7
10^{-1}
10^{-2}
10^{-3}
10^{-4}
10^{-5}
0
200
400
600
800
1000
1200

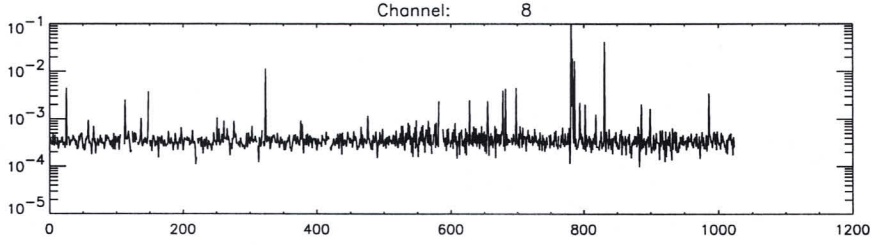
Channel: 8
10^{-1}
10^{-2}
10^{-3}
10^{-4}
10^{-5}
0
200
400
600
800
1000
1200

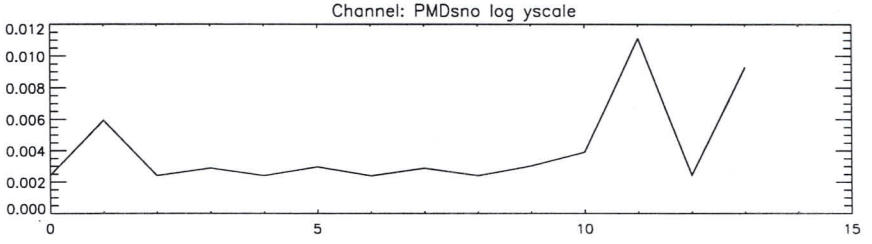
Channel: PMDsno log yscale
0.012
0.010
0.008
0.006
0.004
0.002
0.000
0
5
10
15

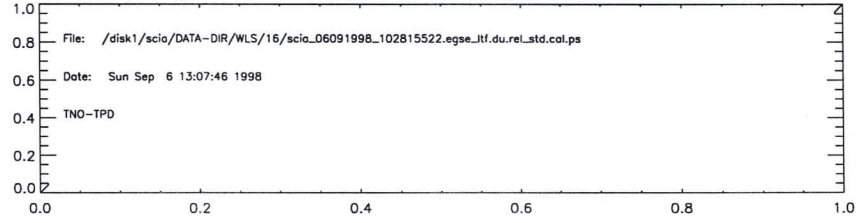
File: /disk1/scia/DATA-DIR/WLS/16/scia_06091998_102815522.egse_ltf.du.rel_std.cal.ps
Date: Sun Sep 6 13:07:46 1998
TNO-TPD
1.0
0.8
0.6
0.4
0.2
0.0
0.0
0.2
0.4
0.6
0.8
1.0

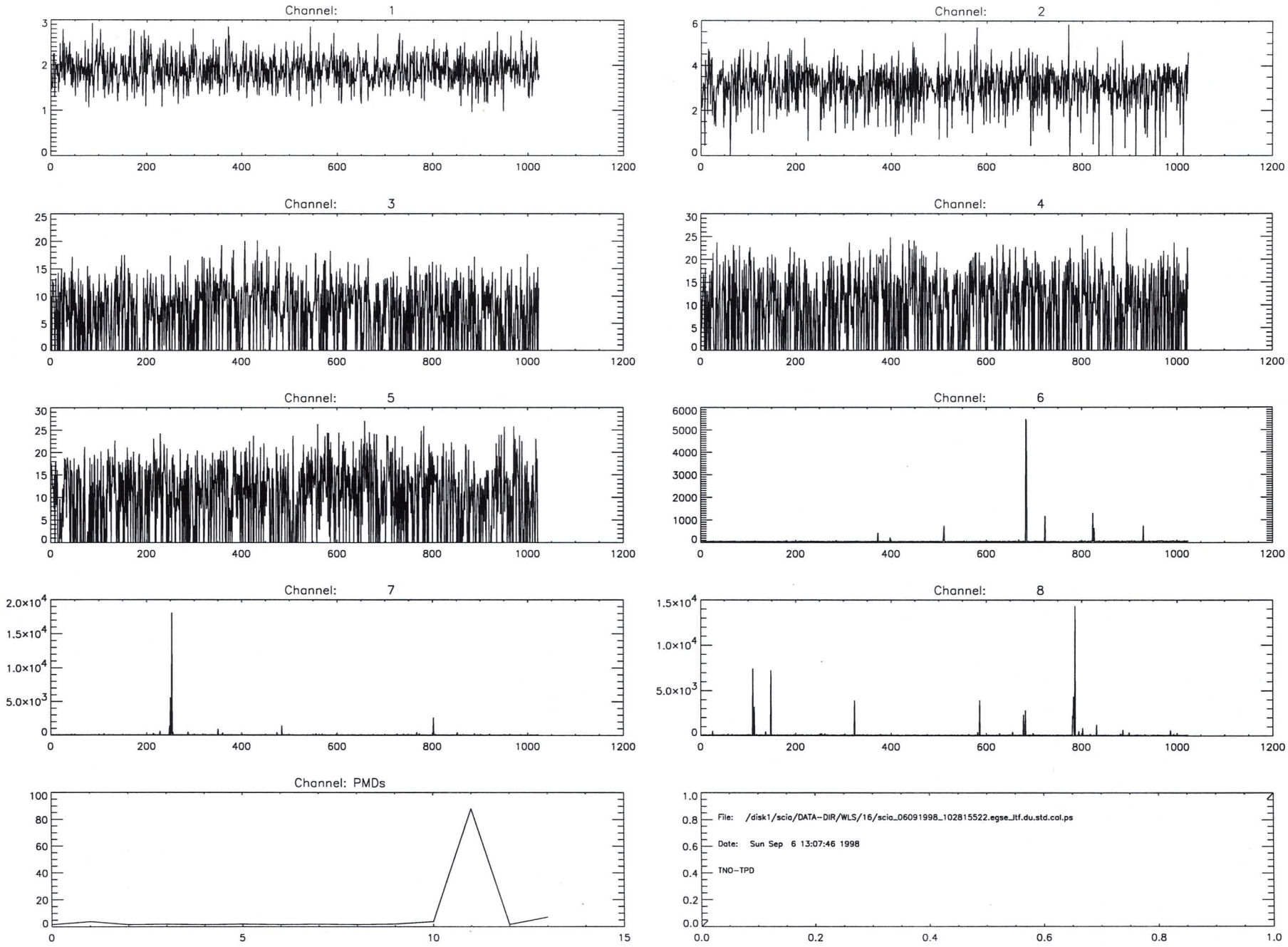
Channel: 1
Channel: 2
Channel: 3
Channel: 4
Channel: 5
Channel: 6
Channel: 7
Channel: 8
Channel: PMDs
File: /disk1/scia/DATA-DIR/WLS/16/scia_06091998_102815522.egse_ltf.du.std.col.ps
Date: Sun Sep 6 13:07:46 1998
TNO-TPD

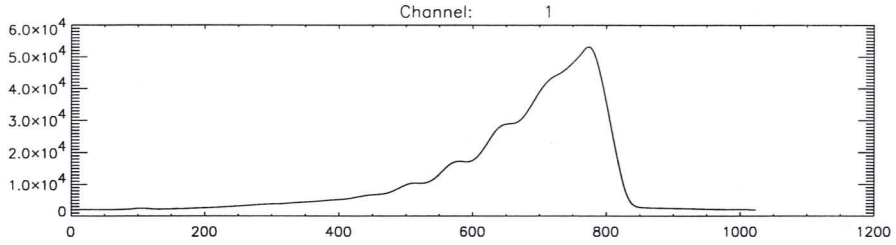
Channel: 1
6.0x10^4
5.0x10^4
4.0x10^4
3.0x10^4
2.0x10^4
1.0x10^4
0
0
200
400
600
800
1000
1200

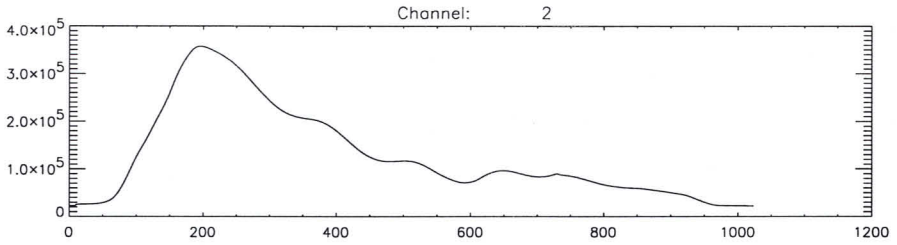
Channel: 2
4.0x10^5
3.0x10^5
2.0x10^5
1.0x10^5
0
0
200
400
600
800
1000
1200

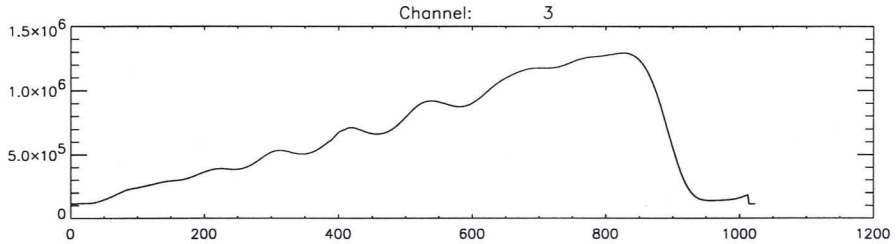
Channel: 3
1.5x10^6
1.0x10^6
5.0x10^5
0
0
200
400
600
800
1000
1200

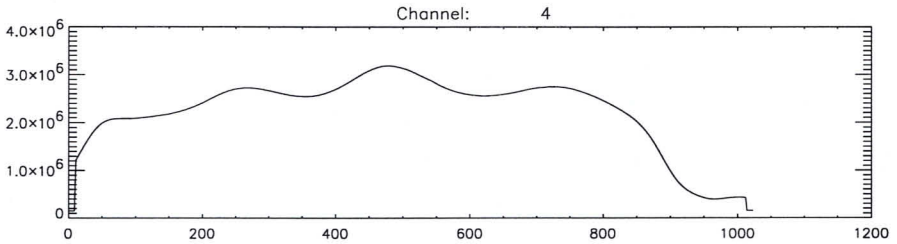
Channel: 4
4.0x10^6
3.0x10^6
2.0x10^6
1.0x10^6
0
0
200
400
600
800
1000
1200

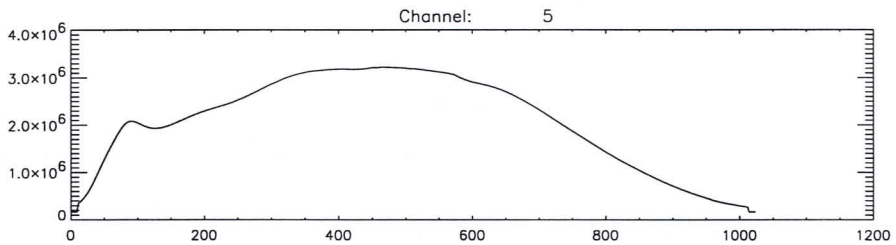
Channel: 5
4.0x10^6
3.0x10^6
2.0x10^6
1.0x10^6
0
0
200
400
600
800
1000
1200

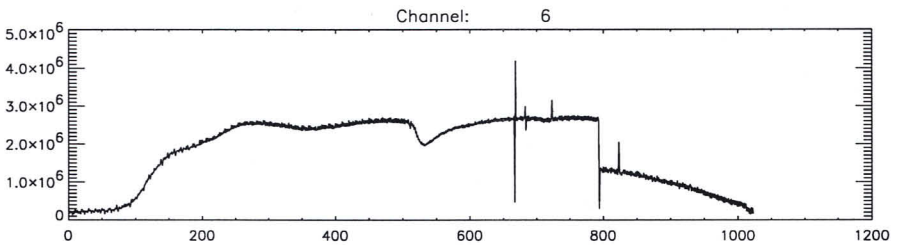
Channel: 6
5.0x10^6
4.0x10^6
3.0x10^6
2.0x10^6
1.0x10^6
0
0
200
400
600
800
1000
1200

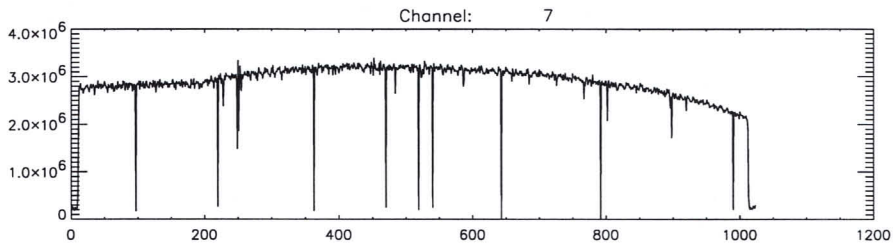
Channel: 7
4.0x10^6
3.0x10^6
2.0x10^6
1.0x10^6
0
0
200
400
600
800
1000
1200

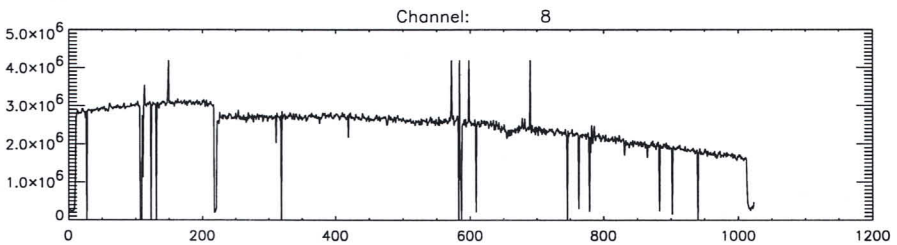
Channel: 8
5.0x10^6
4.0x10^6
3.0x10^6
2.0x10^6
1.0x10^6
0
0
200
400
600
800
1000
1200

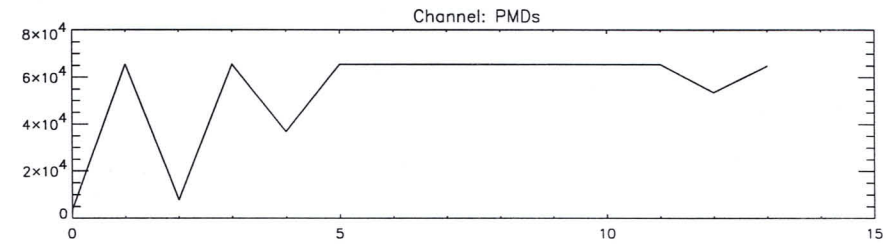
Channel: PMDs
8x10^4
6x10^4
4x10^4
2x10^4
0
0
5
10
15

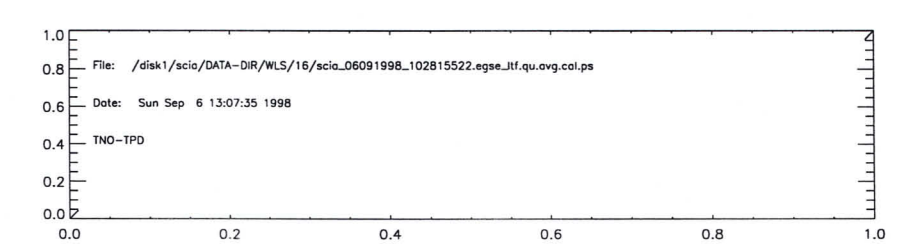
File: /disk1/scia/DATA-DIR/WLS/16/scia_06091998_102815522.egse_ltf.qu.avg.cal.ps
Date: Sun Sep 6 13:07:35 1998
TNO-TPD
1.0
0.8
0.6
0.4
0.2
0.0
0.0
0.2
0.4
0.6
0.8
1.0

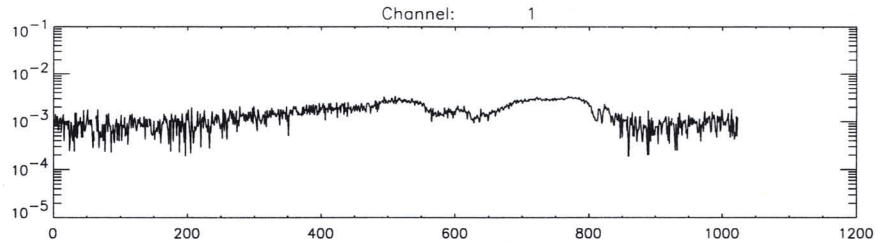
Channel: 1

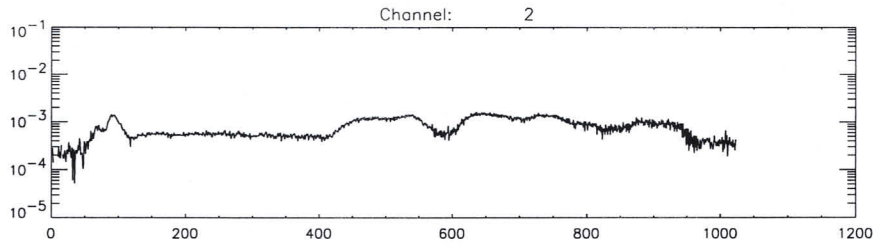
Channel: 2

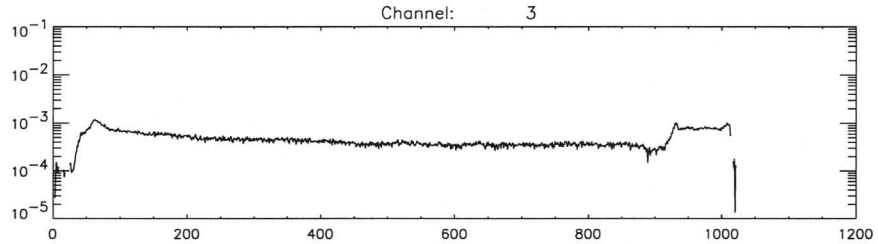
Channel: 3

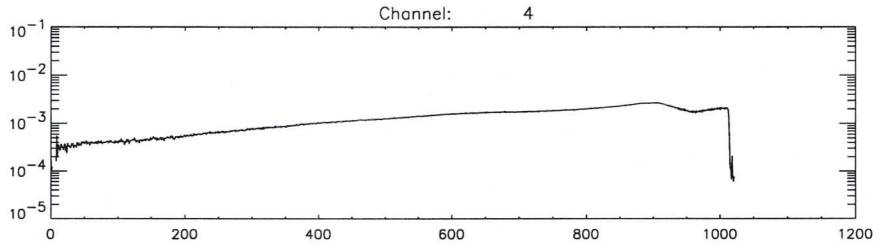
Channel: 4

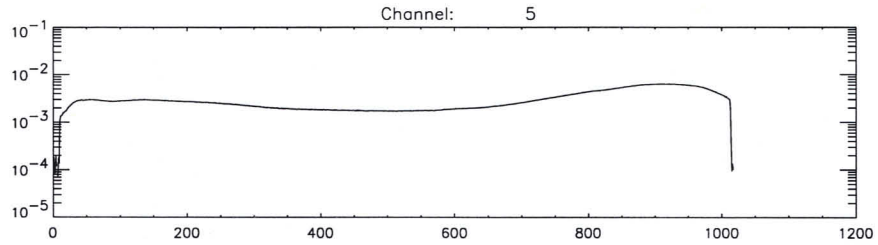
Channel: 5

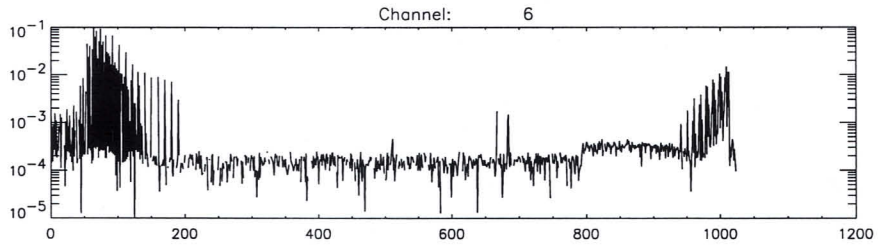
Channel: 6

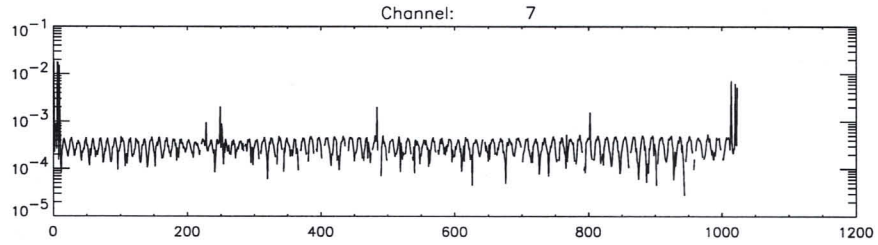
Channel: 7

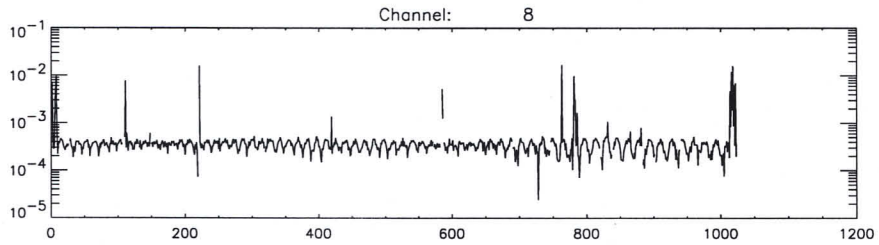
Channel: 8

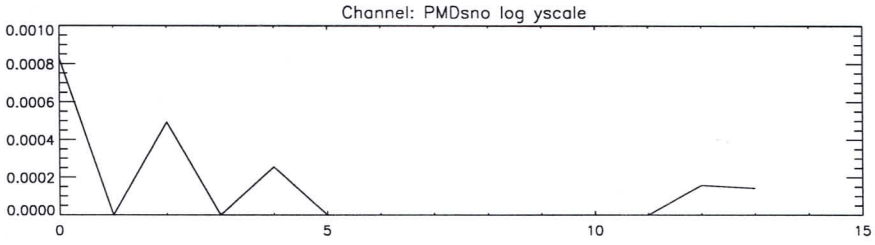
Channel: PMDsno log yscale

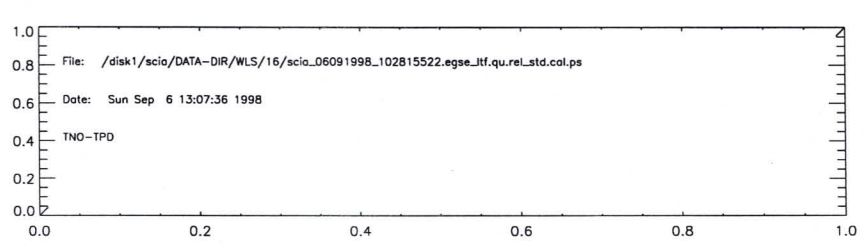
File: /disk1/scia/DATA-DIR/WLS/16/scia_06091998_102815522.egse_ltf.qu.rel_std.cal.ps
Date: Sun Sep 6 13:07:36 1998
TNO-TPD

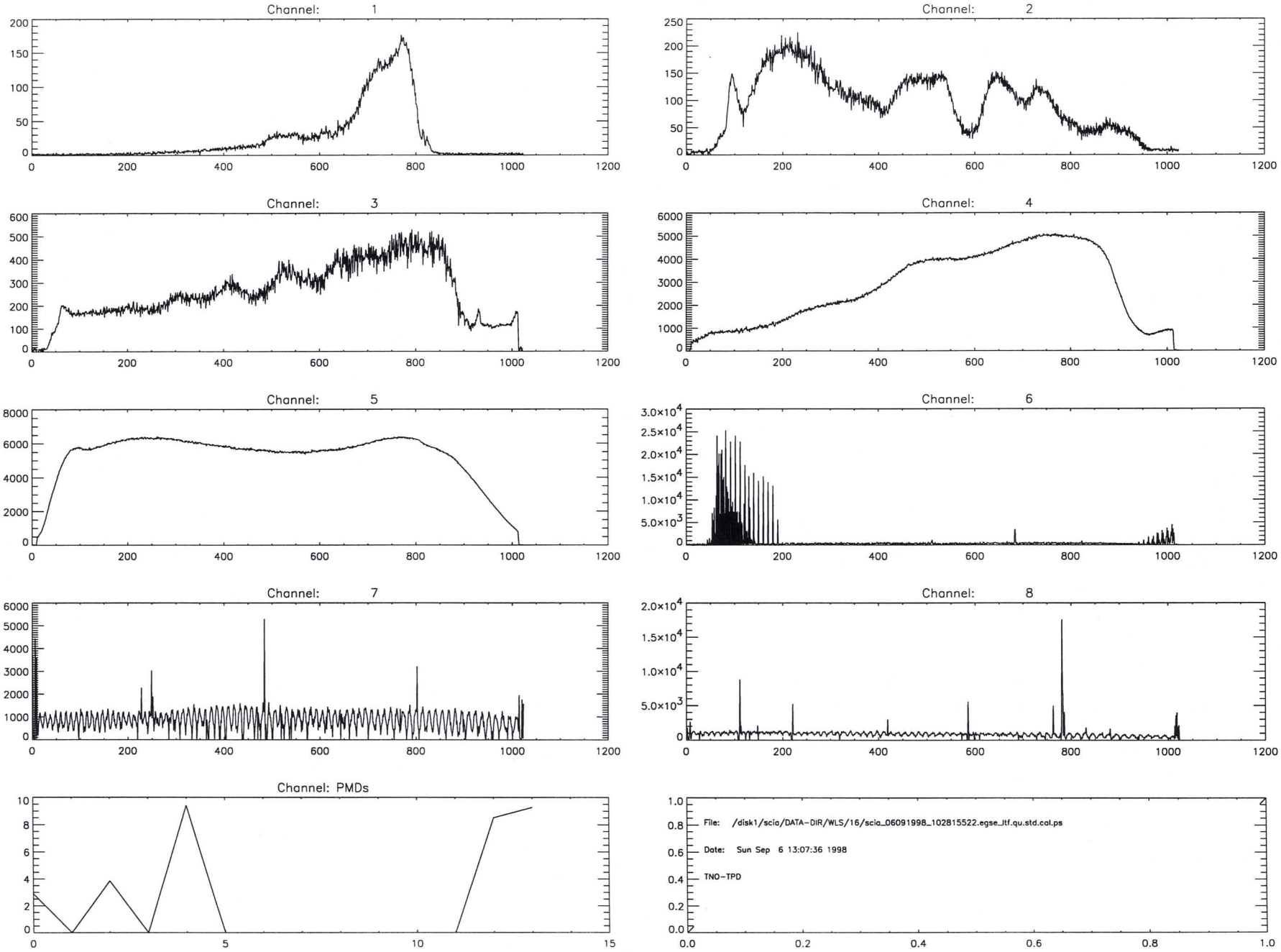
Channel: 1
Channel: 2
Channel: 3
Channel: 4
Channel: 5
Channel: 6
Channel: 7
Channel: 8
Channel: PMDs
File: /disk1/scia/DATA-DIR/WLS/16/scia_06091998_102815522.egse_ltf.qu.std.cal.ps
Date: Sun Sep 6 13:07:36 1998
TNO-TPD

```
time       = Sun Sep  6 13:07:46 1998
batch      = du
Start TOD = Sun 06-Sep-98 10:28:41
End   TOD = Sun 06-Sep-98 10:29:41
Processing= computation of average, standard dev. and rel.standard dev.
```

```
time       = Sun Sep  6 13:07:36 1998
batch      = qu
Start TOD = Sun 06-Sep-98 10:28:15
End   TOD = Sun 06-Sep-98 10:28:41
Processing= computation of average, standard dev. and rel.standard dev.
```

STEP	ACTION	RESULT	MARKER
Intro	Your name: Date:	Maurice teMate 6/9/98	
	What's the name of the (main) data input files generated by the EGSE? `(*.dat)`	scia_06091998_102815522.dat	(A)
	Setup a three-window configuration on your SUN.		See course descr.
Cnstr directory	`cd ~/DATA-DIR/WLS ; ls -l` highest number in directory?	15	Note: In window DATA-DIR (B)
	New directory: `mkdir <B+1>` `ls -l` What's now the highest number in directory?	16	(Do this only when you haven't already a directory with the source file for PPG purposes.) (C)
	<C> should be <B> + 1	Y / N	
	directory name is:	~/DATA-DIR/WLS/<C>	(DIR-NAME)
Copy data	See Analysis sheet: Transfer Data File	Y / N Not done on sheet.	In DATA-DIR window
Cnstr correction directory	`ls -l ~/DATA-DIR/CORR` If there isn't a subdirectory corresponding to the current date, then construct a CORRECTION directory (see: analysis sheet Construct CORR directory).	date = 060998	In DATA-DIR Window
	What is the valueof the correction subdirectory corresponding to the current date.	060998	
	When running the ETALON analysis, you will be asked to select this direcotory when storing the resulting ETALON correction file.		

	Contents of `*rel_std*.ps` files should be smaller than 0.01 (pixel 300 -- 800) for all channels. If not, value is:	(Y) / N _____
	Add postscript images to logbook, done	(Y) / N
Print logfiles	`lpr -P<printer> *.log` Add logfiles to logbook, done	(Y) / N

ETALON processing

(*) correction directory of 010998 was used

Run ETALON	`idl do_etalon`		In IDL window
Check ETALON	`ls -l <DIR-NAME>/*`		In DATA-DIR window should be approx 150Kb
	Size of file `*.du*.avg.cal.etalon.cal`	146 kb	
Check ETALON visually	`lpr -P<printer> *.du*.avg.cal.etalon.cal.ps` Value of ETALON should show only a small variation around 1.0 (like noise). Add postscript images to logbook, done	(Y) / N (Y) / N	
Print logfiles	`lpr -P<printer> *.du*.avg.cal.etalon.cal.log` Add logfiles to logbook, done	(Y) / N	

(*) When asked a file containing reference WLS spectrum (START-OF-CAL) select the right subdirectory START-OF-CAL-WARM or START-OF-CAL-COLD. (depending on detector temps. if using an external lamp use: EXTERN-STARTOF-CAL-COLD OR EXTERN-START-OF-CAL-WARM

Back up	Create 3 sets of backup CDs of directory <DIR-NAME> (One CD has a capacity of 600 Mbytes, the UNIX command `/usr/bin/du -k .` gives the number of kilo bytes in the current directory). Name of backup CDs	See analysis sheet BackUp _____

Sign: Name Maurice te Plate

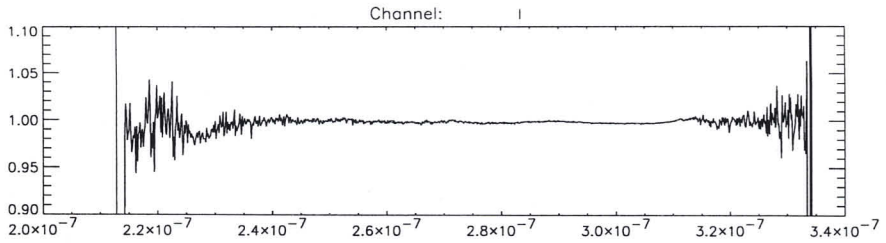
Channel: 1
1.10
1.05
1.00
0.95
0.90
2.0×10⁻⁷
2.2×10⁻⁷
2.4×10⁻⁷
2.6×10⁻⁷
2.8×10⁻⁷
3.0×10⁻⁷
3.2×10⁻⁷
3.4×10⁻⁷

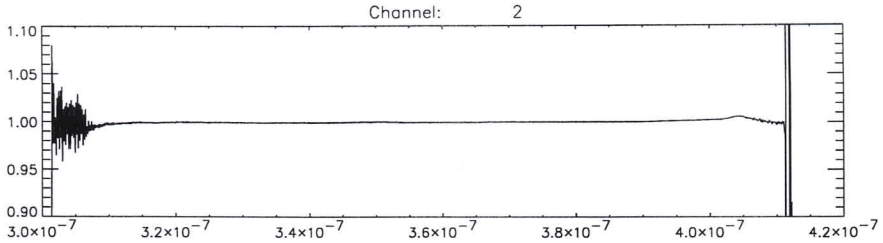
Channel: 2
1.10
1.05
1.00
0.95
0.90
3.0×10⁻⁷
3.2×10⁻⁷
3.4×10⁻⁷
3.6×10⁻⁷
3.8×10⁻⁷
4.0×10⁻⁷
4.2×10⁻⁷

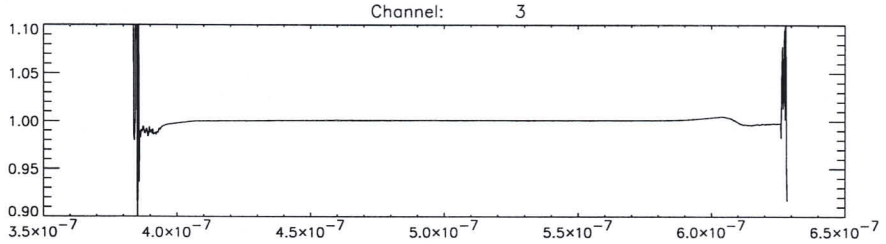
Channel: 3
1.10
1.05
1.00
0.95
0.90
3.5×10⁻⁷
4.0×10⁻⁷
4.5×10⁻⁷
5.0×10⁻⁷
5.5×10⁻⁷
6.0×10⁻⁷
6.5×10⁻⁷

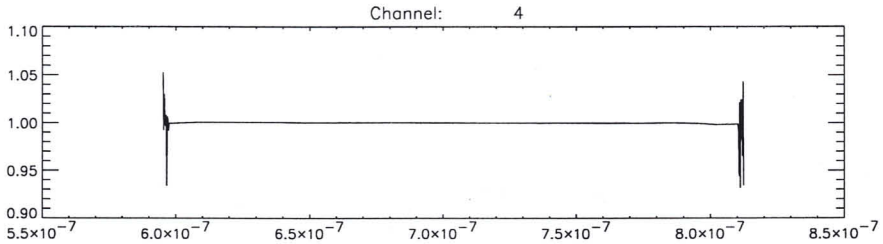
Channel: 4
1.10
1.05
1.00
0.95
0.90
5.5×10⁻⁷
6.0×10⁻⁷
6.5×10⁻⁷
7.0×10⁻⁷
7.5×10⁻⁷
8.0×10⁻⁷
8.5×10⁻⁷

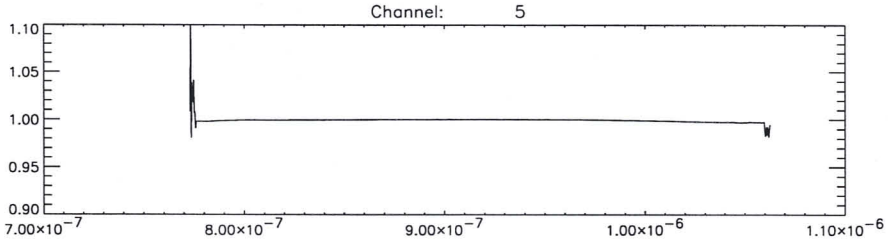
Channel: 5
1.10
1.05
1.00
0.95
0.90
7.00×10⁻⁷
8.00×10⁻⁷
9.00×10⁻⁷
1.00×10⁻⁶
1.10×10⁻⁶

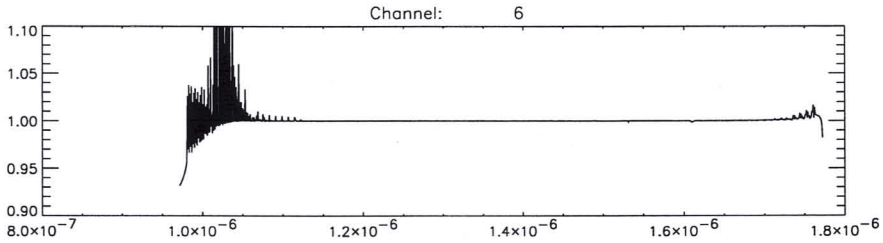
Channel: 6
1.10
1.05
1.00
0.95
0.90
8.0×10⁻⁷
1.0×10⁻⁶
1.2×10⁻⁶
1.4×10⁻⁶
1.6×10⁻⁶
1.8×10⁻⁶

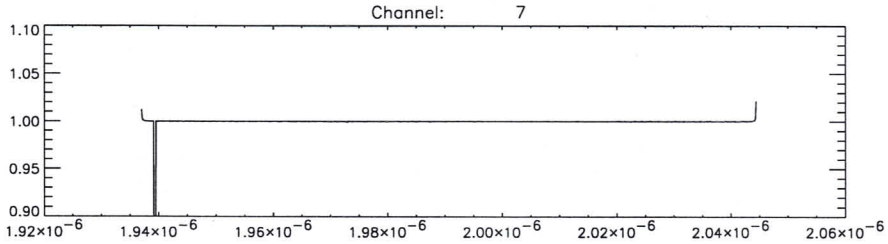
Channel: 7
1.10
1.05
1.00
0.95
0.90
1.92×10⁻⁶
1.94×10⁻⁶
1.96×10⁻⁶
1.98×10⁻⁶
2.00×10⁻⁶
2.02×10⁻⁶
2.04×10⁻⁶
2.06×10⁻⁶

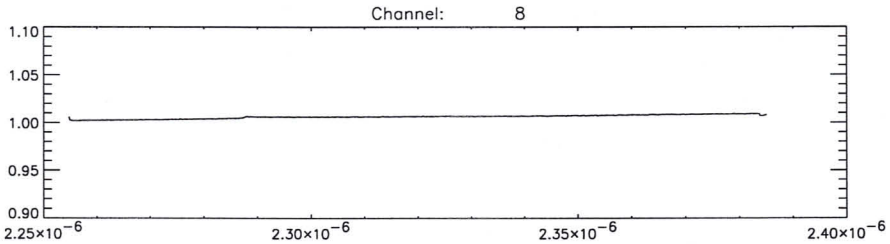
Channel: 8
1.10
1.05
1.00
0.95
0.90
2.25×10⁻⁶
2.30×10⁻⁶
2.35×10⁻⁶
2.40×10⁻⁶


Channel: PMDsno log yscale
1.0
0.8
0.6
0.4
0.2
0.0
0
5
10
15

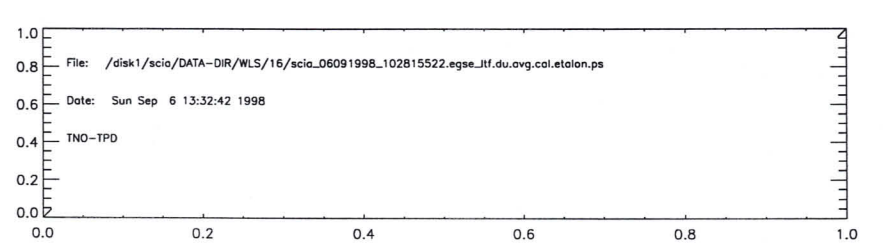
1.0
0.8
0.6
0.4
0.2
0.0
File: /disk1/scio/DATA-DIR/WLS/16/scia_06091998_102815522.egse_ltf.du.avg.cal.etalon.ps
Date: Sun Sep 6 13:32:42 1998
TNO-TPD
0.0
0.2
0.4
0.6
0.8
1.0

Version: 0.1
Input files:

/disk1/scia/DATA-DIR/WLS/16/scia_06091998_102815522.egse_ltf.du.avg.cal and

/disk1/scia/DATA-DIR/WLS/16/scia_06091998_102815522.egse_ltf.qu.avg.cal
Action: Extraction of etalon structure
Processing time: Sun Sep 6 13:32:03 1998
Output file name:
/disk1/scia/DATA-DIR/WLS/16/scia_06091998_102815522.egse_ltf.du.avg.cal.etalon

STEP	ACTION	RESULT	MARKER
Intro	Your name:	PJ Nissen	
	Date:	06 09 98	
	What's the name of the (main) data input files generated by the EGSE? `(*.dat)`	sci-06091998-102815522.dat	(A)
	Setup a three-window configuration on your SUN.		See course descr.
Cnstr directory	`cd ~/DATA-DIR/WLS ; ls -l`		Note: In window DATA-DIR
	highest number in directory?		(B)
	New directory: `mkdir <B+1>` `ls -l`		
	What's now the highest number in directory?	16	(C)
	<C> should be <B> + 1	Y / N	
	directory name is:	`~/DATA-DIR/WLS/<C>`	(DIR-NAME)
Copy data	See Analysis sheet: Transfer Data File	Y / N	In DATA-DIR window
Cnstr correction directory	`ls -l ~/DATA-DIR/CORR` If there isn't a subdirectory corresponding to the current date, then construct a CORRECTION directory (see: analysis sheet Construct CORR directory). What is the valueof the correction subdirectory corresponding to the current date. When running the PPG analysis, you will be asked to select this direcotory when storing the resulting PPG correction file.		In DATA-DIR window

PPG

If not, value is: _____

Add postscript images to logbook, done Y / N

Print logfiles `lpr -P<printer> *.log`
Add logfiles to logbook, done Y / N

PPG processing

Run PPG `idl do_ppg` In IDL window

Check PPG `ls -l *` In DATA-DIR Window should be approx 150Kb

Size of file `*.du*.cal.ppg.cal` 146 kb

Size of file `*.du*.cal.ppg.cal.log` 363 b

Size of file `*.du*.cal.ppg.cal.ps` 145990 b

Check PPG visually `lpr -P<printer> *.du*.cal.ppg.cal.ps`
Value of PPG should show only a small variation around 1.0 (like noise). (Y) / N
Add postscript images to logbook, done (Y) / N

Print logfiles `lpr -P<printer> *.du*.cal.ppg.cal.log`
Add logfiles to logbook, done (Y) / N

Back up

Create 3 sets of backup CDs of directory <DIR-NAME> (One CD has a capacity of 600 Mbytes, the UNIX command `/usr/bin/du -k .` gives the number of kilo bytes in the current directory).

See analysis sheet BackUp

Name of backup CDs _____

Sign:

Name PD

Date and time 060998

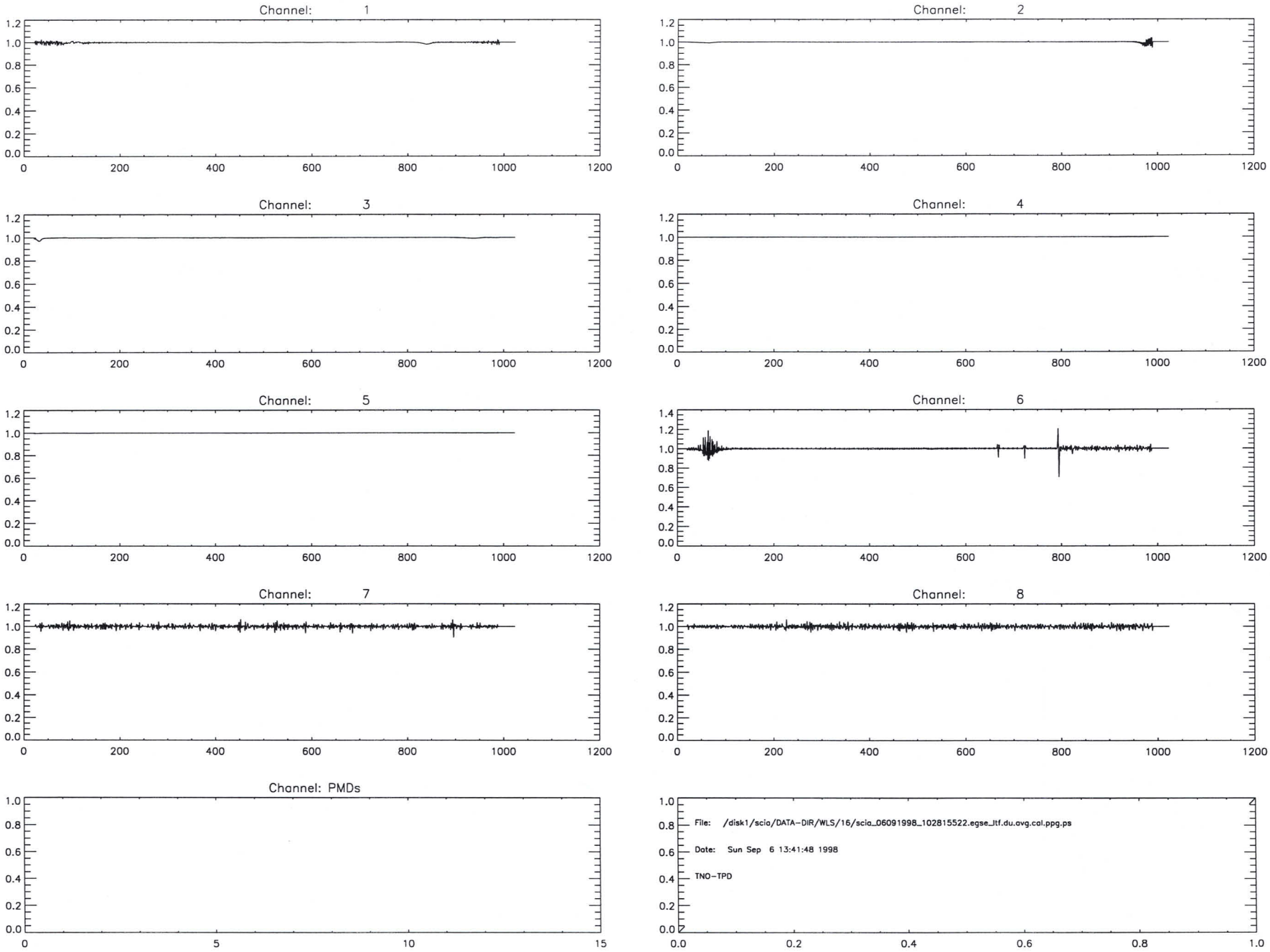
Channel: 1
Channel: 2
Channel: 3
Channel: 4
Channel: 5
Channel: 6
Channel: 7
Channel: 8
Channel: PMDs
File: /disk1/scia/DATA-DIR/WLS/16/scia_06091998_102815522.egse_itf.du.avg.cal.ppg.ps
Date: Sun Sep 6 13:41:48 1998
TNO-TPD

Version: 0.1
Input files:

/disk1/scia/DATA-DIR/WLS/16/scia_06091998_102815522.egse_ltf.du.avg.cal and

/disk1/scia/DATA-DIR/WLS/16/scia_06091998_102815522.egse_ltf.qu.avg.cal
Action: Computation of Pixel to pixel gain
Processing time: Sun Sep 6 13:41:48 1998
Output file name:
/disk1/scia/DATA-DIR/WLS/16/scia_06091998_102815522.egse_ltf.du.avg.cal.ppg.ca

Formal Run of Measurement

(Measurement ID) SLS_INT

Request for Actual Status		(cross out entries that are **not** requested.)
Request for Modification		(fill in only entries to be modified)
Request for Run	X	(no entries = run based on actual default settings)

Scanner Positions

§ 17.1

Azimuth	45.000	deg
Elevation	9.765	deg

Timeline for each Data Acquisition Period during Measurement

	1	2	3	4	5	6	7	8	9	10
State ID	41	42								
Repetitions										

State Parameters for States used in Timeline (State ID must be given)

Channel	PET [s] or H#	Co-Adding	PET [s] or H#	Co-Adding	PET [s] or H#	Co-Adding	PET [s] or H#	Co-Adding
1a	4	1						
1b	4	1						
2b	2	2						
2a	2	2						
3	0.125	32						
4	0.03125	64						
5	0.25	16						
6	0.25	16						
7	1	4						
8	1	4						
State ID								

Stimuli Settings for Existing Blocks in Measurement

Block No	Stimuli Setup ID	PPC [deg]	Polarizer [deg]	Shutter open/close	Acquisition time [s]	Lambda [nm] Start	Stop	Step	Repetition Factor	Message	OS Setup time [s]
1	-1	-	-	-	-	-	-	0	1	PU	

Measurement Data Description

Test Purpose	SLS_INT
Remark	WID 24
Data Directory	0249_10.35.56_SLS_INT

Signatures

	Date	Signature
Issued	6/9/98	
< Performed	6/9/98	

STEP	ACTION	RESULT	MARKER
Intro	Your name: Date:	PJ 060998	
	What's the name of the (main) data input files that you want to store on the SUN named `scia6`?	scia-060919980-10384342g (A)	
	Setup a three-window configuration on your SUN.		See course descr.
Do Transfer	Be sure that you are in the directory you want your files in ftp <internet-address>, where you can find the address of the PC in the file `/etc/hosts` (entry: cdwpc). The address will also be next to you on paper (most probably). When asked for user, fill in: `anonymous`, when asked for an email address, fill in your email address on TPD. Set in binary: `binary` `mget *` (and return `y` to every file). `bye`	y	In DATA-DIR window In DATA window Approx. 140 kB
Sign:	Name Date and time Signature	PJ Nijssen. 060998 / 12:53	

STEP	ACTION	RESULT	MARKER
Intro	Your name:	PD	
	Date:	060998	
	What's the name of the (main) data input files generated by the EGSE? `(*.dat)`	scia-06091998-103843429.	(A)
	Setup a three-window configuration on your SUN.		see course descr.
Cnstr directory	`cd ~/DATA-DIR/SPEC-CAL/ ; ls -l` highest number in directory?	18	Note: In window DATA-DIR (B)
	New directory: `mkdir <B+1>` `ls -l` What's now the highest number in directory?	19	(C)
	<C> should be <B> + 1	Y / N	
	directory name is:	`~/DATA-DIR/SPECCAL/<C>`	(DIR-NAME)
Copy data	See Analysis sheet: Transfer Data File	Y / N	In DATA-DIR window
Cnstr EGSE_LTF	`cal_raw2ltf .` (Error messages are not necessarily fatal; check with SOLAN --in solan window-- whether output file is okay: there should be a signal present, and `dremark1` labels should be filled) `ls -l *.egse_ltf` What's the name of the egse_ltf file	h	Note: In window DATA-DIR; ***don't forget the dot !!!;*** *May take more than 15 mins.* (D)
	`<D> should be <A>.egse_ltf`	Y / N	
Cnstr CAL files	`idl run_averscia` (and select file <D> when asked)		Note: In window IDL
Check CAL files	Dark files: `ls -l *du*.avg.cal`		In DATA-DIR window
	size:	146 kb	should be approx 150kb
	SLS light file:		

Note: dremark1 label starts either with 'su' or with 'pu' (here we have taken the 'su'-case).

`ls -l *su*.avg.cal`

size: 146 kb. — should be approx 150kb

Note: all files should be present, if not:
(a) Check file <D> using SOLAN and check whether DU, and SU labels are present in dremark1 labels
(b) Check if enough disk space is available (Unix command df -k | more).

Print postscript

`lpr -P<printer>`
`*du*.*.cal.ps`
`*su*.*.cal.ps`

Contents dark file `*du*.avg.cal` should be approx. constant within channels: (Y) / N

Contents of file `*SU*.avg.cal.ps` should contain peak signals in channels (cannot be seen in channels 7 and 8): (Y) / N

Contents of `*rel_std*.ps` files should be smaller than 0.01 (pixel 300 -- 800) for all channels. (Y) / N

If not, value is: _____

High! ±1%-5% but also seen in previous SLS-int msm

Add postscript images to logbook, done Y / N

Print logfiles `lpr -P<printer> *.log`

Add logfiles to logbook, done Y / N

Spec line processing

Run Spec `idl do_spec_cal` — In IDL window

Check spec	`ls -l wl.data`		In DATA DIR window should be approx a few kilobytes
	Size of file `wl.data`	927 kb	
Check XSI visually			
	`lpr -P<printer> *.data.ps` Is the value of the spectral calibration approx. a straight line in all channels? (Note: in channel 2: negative slope)	Y / N	
	Add postscript images to logbook, done	Y / N	
Print logfiles	`lpr -P<printer> *.log`		
	Add logfiles to logbook, done	Y / N	
Back up	Create 3 sets of backup CDs of directory <DIR-NAME> (One CD has a capacity of 600 Mbytes, the UNIX command `/usr/bin/du -k .` gives the number of kilo bytes in the current directory). Name of backup CDs		See analysis sheet BackUp
Sign:	Name	PJ	
	Date and time	06-09-08	12:13
	Signature		

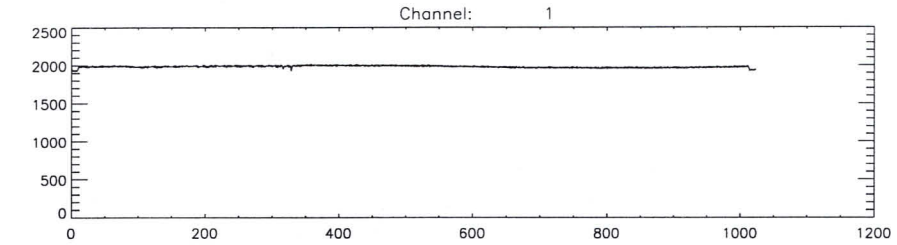
Channel: 1
2500
2000
1500
1000
500
0
0
200
400
600
800
1000
1200

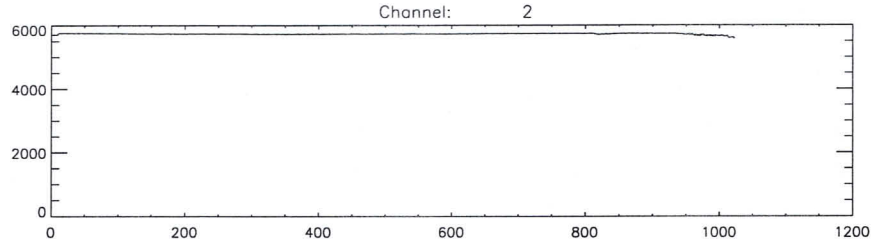
Channel: 2
6000
4000
2000
0
0
200
400
600
800
1000
1200

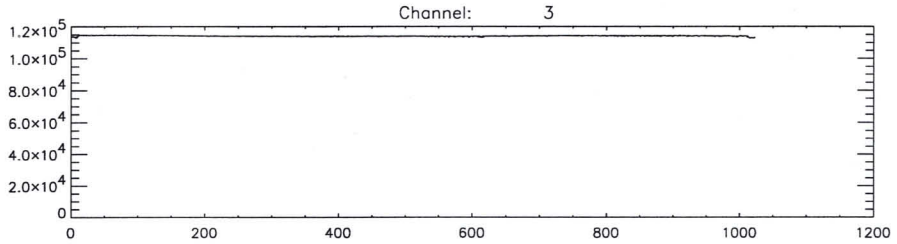
Channel: 3
1.2x10^5
1.0x10^5
8.0x10^4
6.0x10^4
4.0x10^4
2.0x10^4
0
0
200
400
600
800
1000
1200

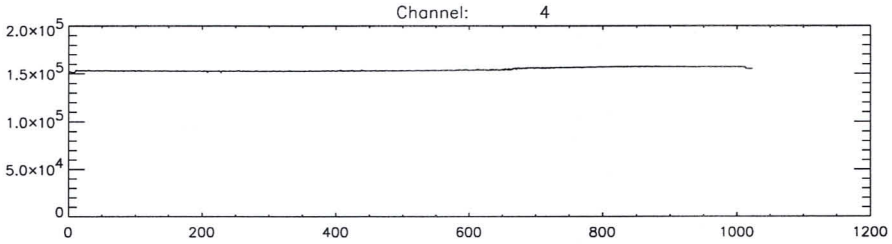
Channel: 4
2.0x10^5
1.5x10^5
1.0x10^5
5.0x10^4
0
0
200
400
600
800
1000
1200

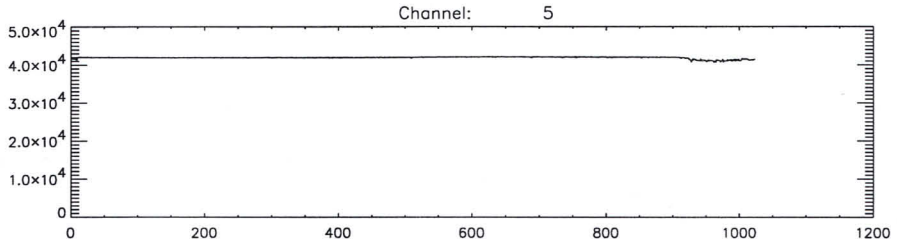
Channel: 5
5.0x10^4
4.0x10^4
3.0x10^4
2.0x10^4
1.0x10^4
0
0
200
400
600
800
1000
1200

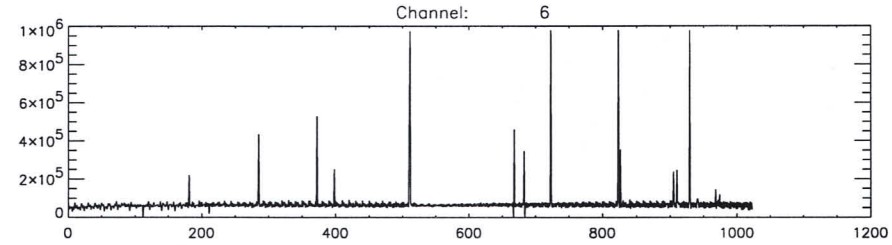
Channel: 6
1x10^6
8x10^5
6x10^5
4x10^5
2x10^5
0
0
200
400
600
800
1000
1200

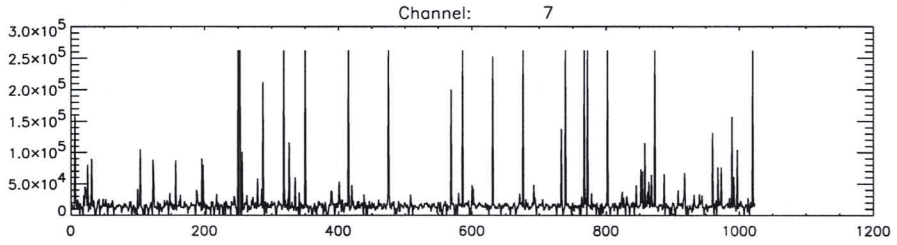
Channel: 7
3.0x10^5
2.5x10^5
2.0x10^5
1.5x10^5
1.0x10^5
5.0x10^4
0
0
200
400
600
800
1000
1200

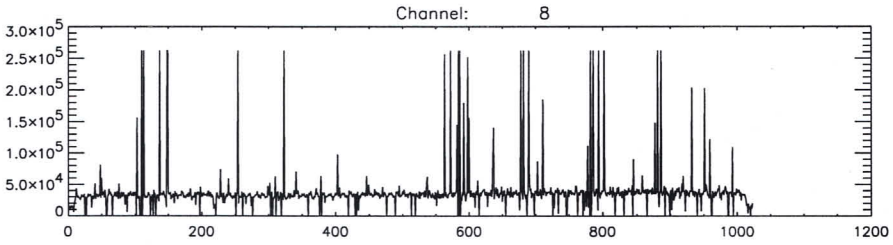
Channel: 8
3.0x10^5
2.5x10^5
2.0x10^5
1.5x10^5
1.0x10^5
5.0x10^4
0
0
200
400
600
800
1000
1200

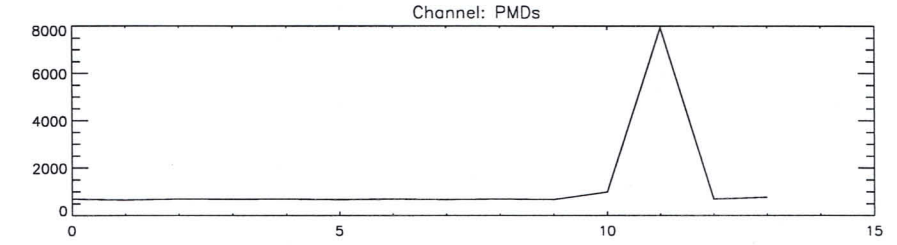
Channel: PMDs
8000
6000
4000
2000
0
0
5
10
15

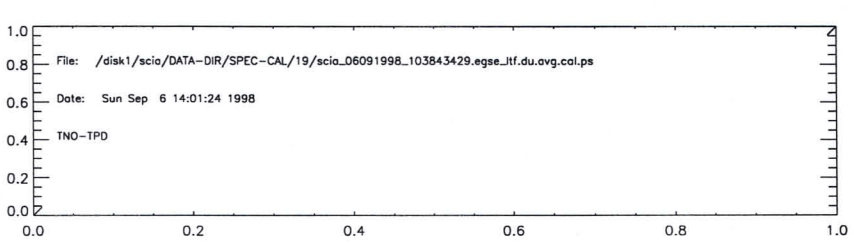
File: /disk1/scia/DATA-DIR/SPEC-CAL/19/scia_06091998_103843429.egse_ltf.du.avg.cal.ps
Date: Sun Sep 6 14:01:24 1998
TNO-TPD
1.0
0.8
0.6
0.4
0.2
0.0
0.0
0.2
0.4
0.6
0.8
1.0

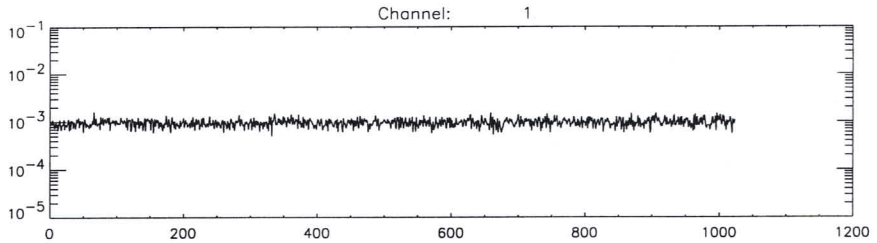
Channel: 1

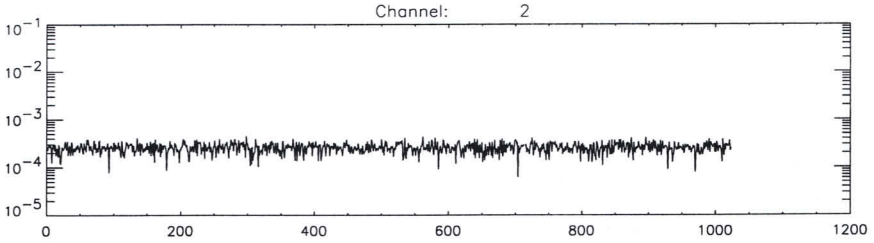
Channel: 2

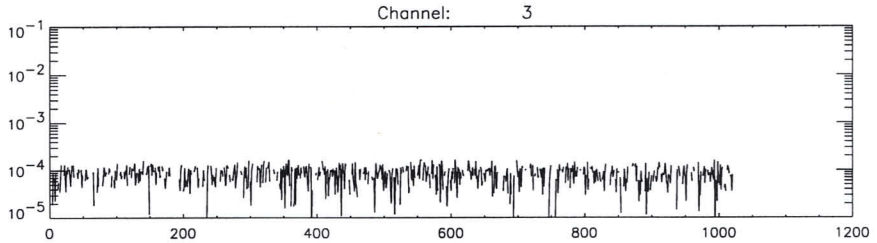
Channel: 3

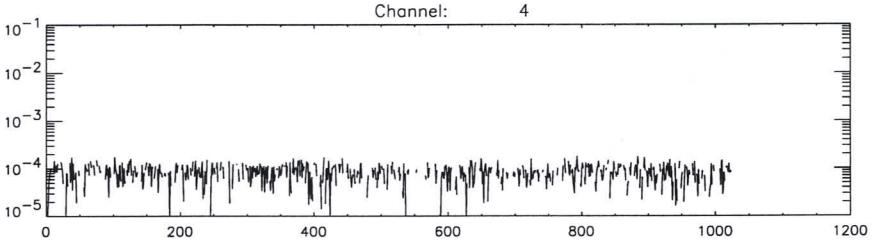
Channel: 4

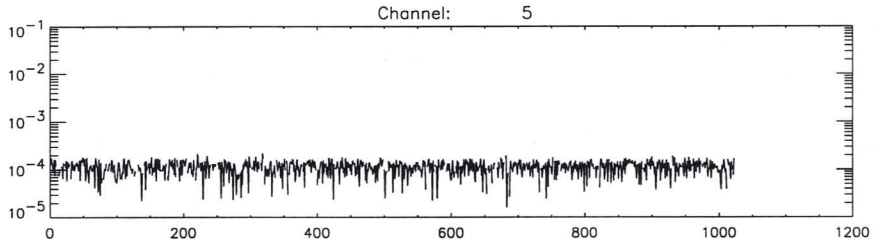
Channel: 5

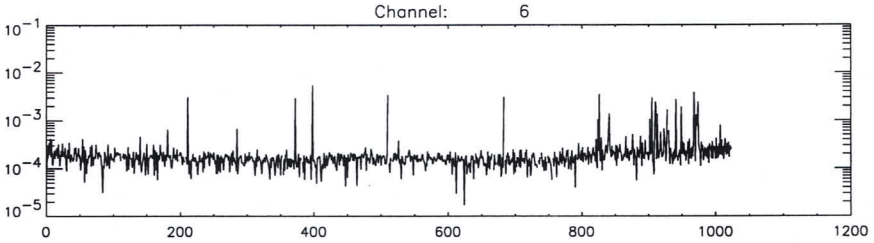
Channel: 6

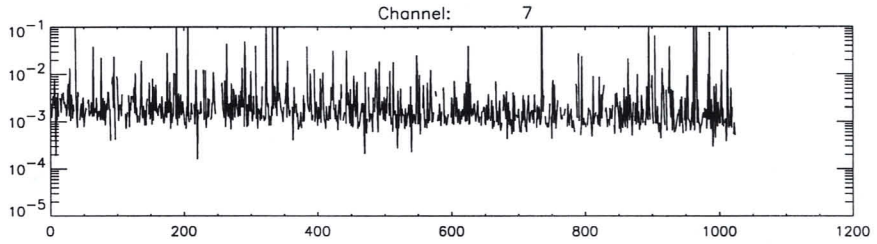
Channel: 7

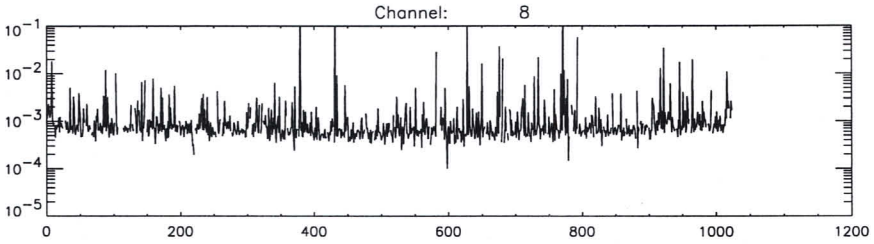
Channel: 8

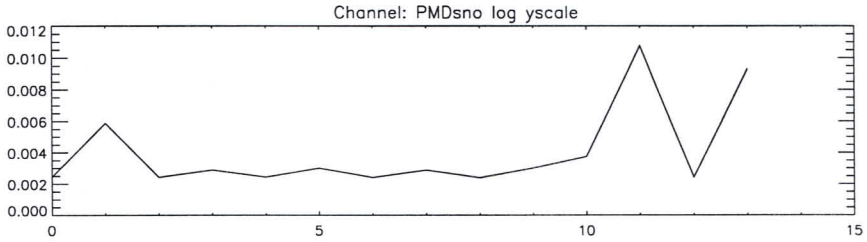
Channel: PMDsno log yscale

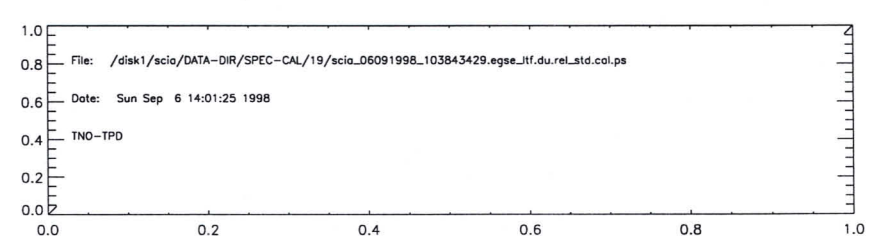
File: /disk1/scia/DATA-DIR/SPEC-CAL/19/scia_06091998_103843429.egse_itf.du.rel_std.col.ps
Date: Sun Sep 6 14:01:25 1998
TNO-TPD

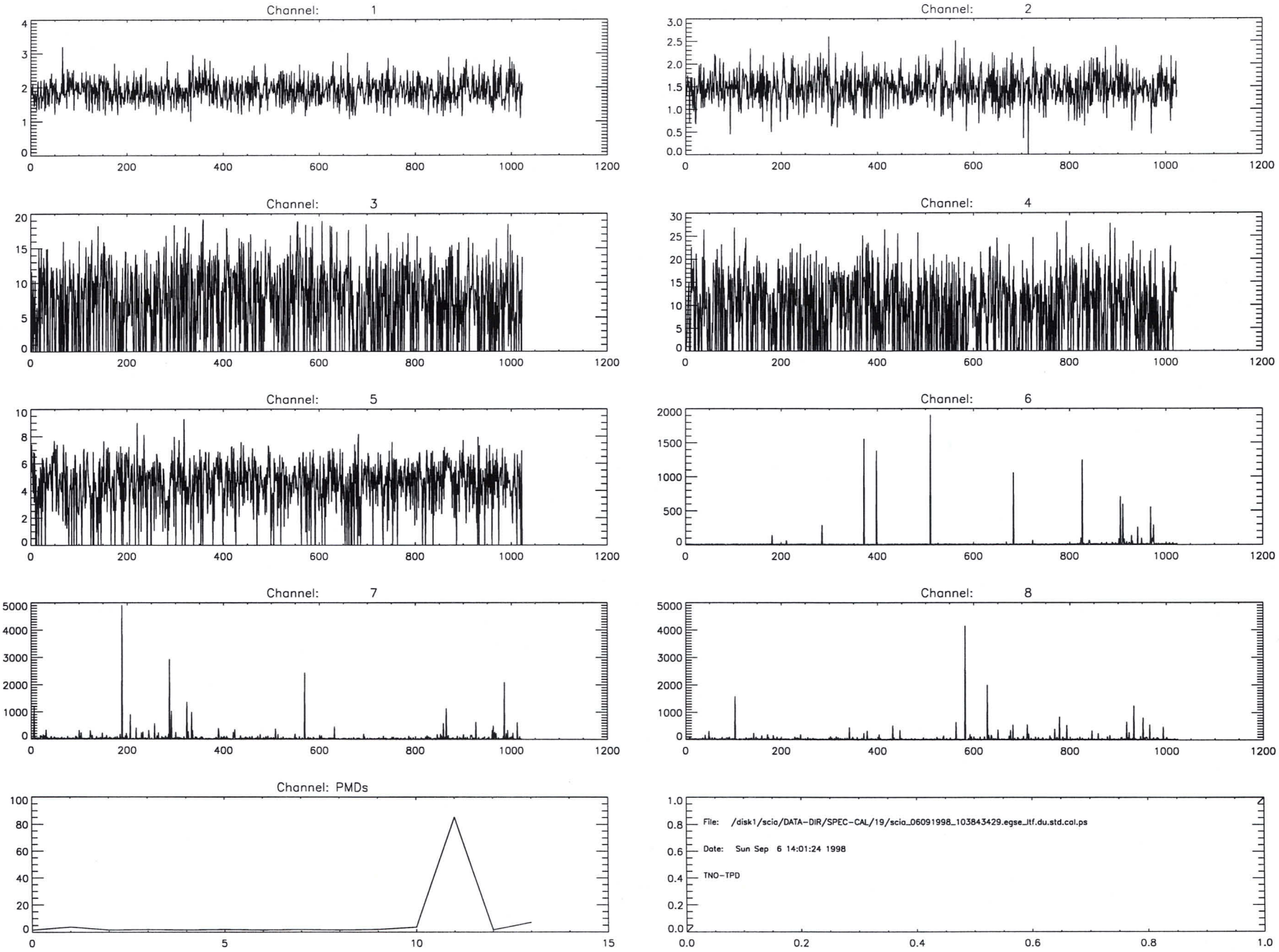
Channel: 1
Channel: 2
Channel: 3
Channel: 4
Channel: 5
Channel: 6
Channel: 7
Channel: 8
Channel: PMDs
File: /disk1/scia/DATA-DIR/SPEC-CAL/19/scia_06091998_103843429.egse_itf.du.std.cal.ps
Date: Sun Sep 6 14:01:24 1998
TNO-TPD

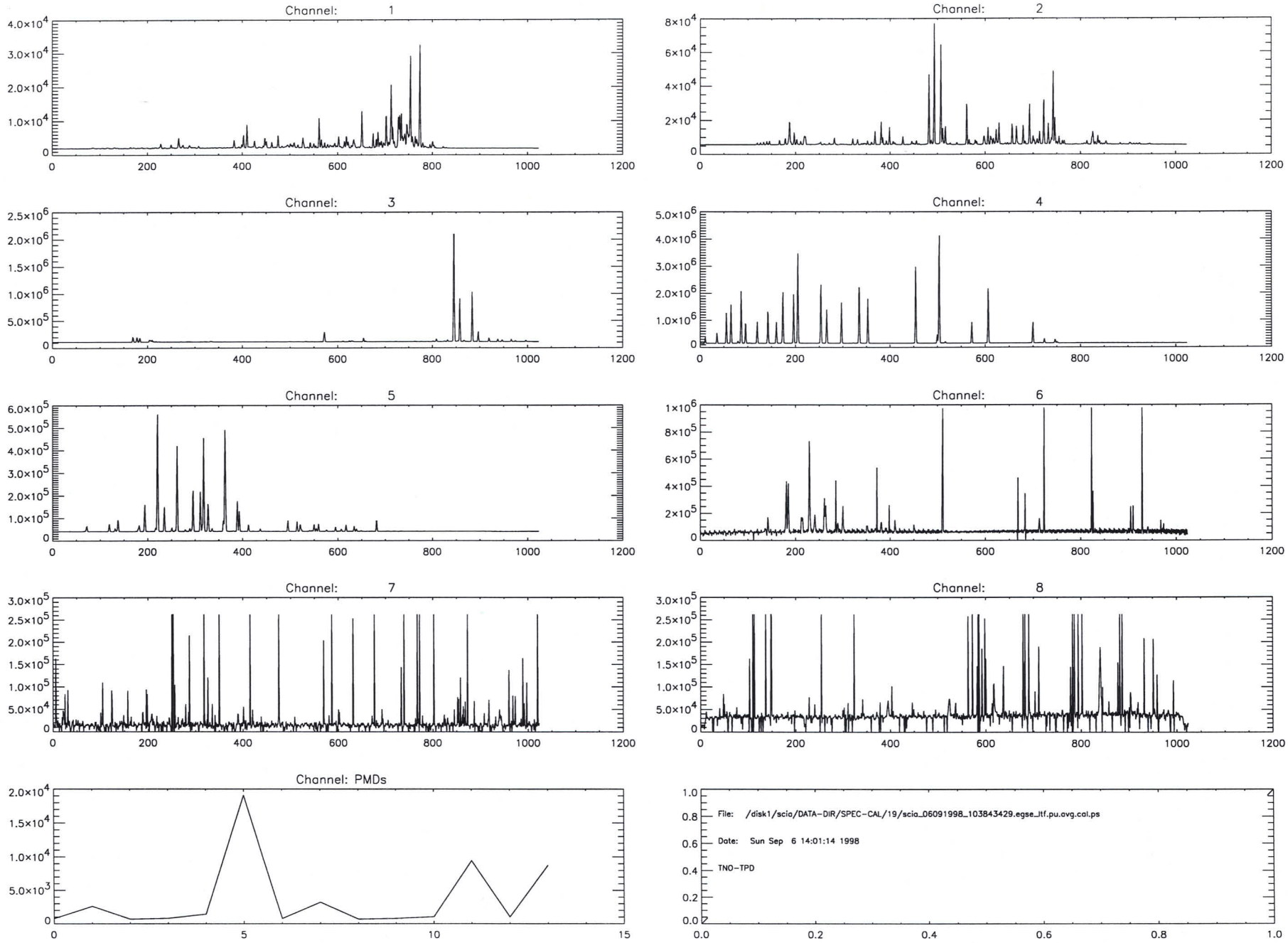
Channel: 1
Channel: 2
Channel: 3
Channel: 4
Channel: 5
Channel: 6
Channel: 7
Channel: 8
Channel: PMDs
File: /disk1/scia/DATA-DIR/SPEC-CAL/19/scia_06091998_103843429.egse_itf.pu.avg.cal.ps
Date: Sun Sep 6 14:01:14 1998
TNO-TPD

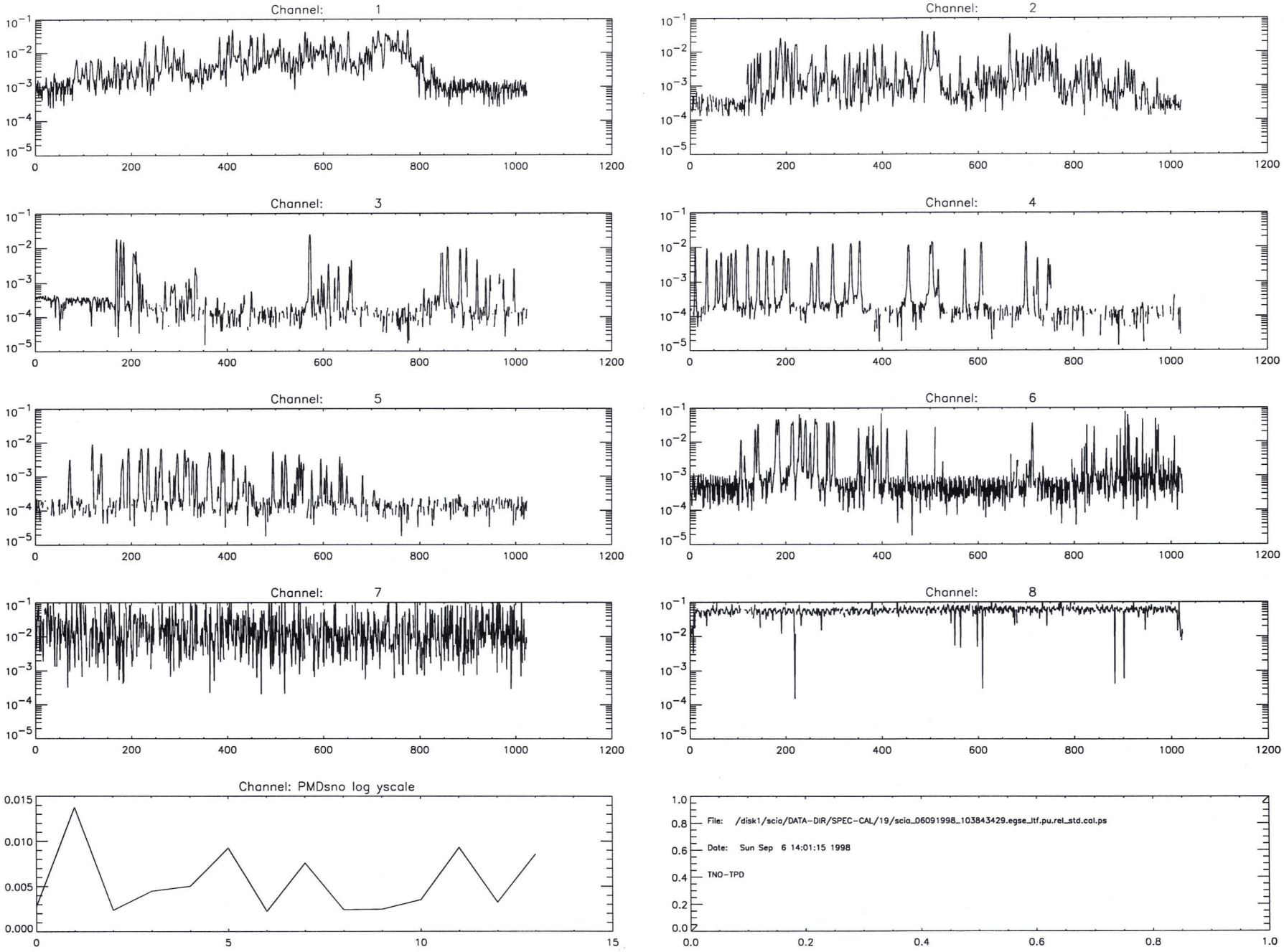
Channel: 1
Channel: 2
Channel: 3
Channel: 4
Channel: 5
Channel: 6
Channel: 7
Channel: 8
Channel: PMDsno log yscale
File: /disk1/scia/DATA-DIR/SPEC-CAL/19/scia_06091998_103843429.egse_itf.pu.rel_std.cal.ps
Date: Sun Sep 6 14:01:15 1998
TNO-TPD

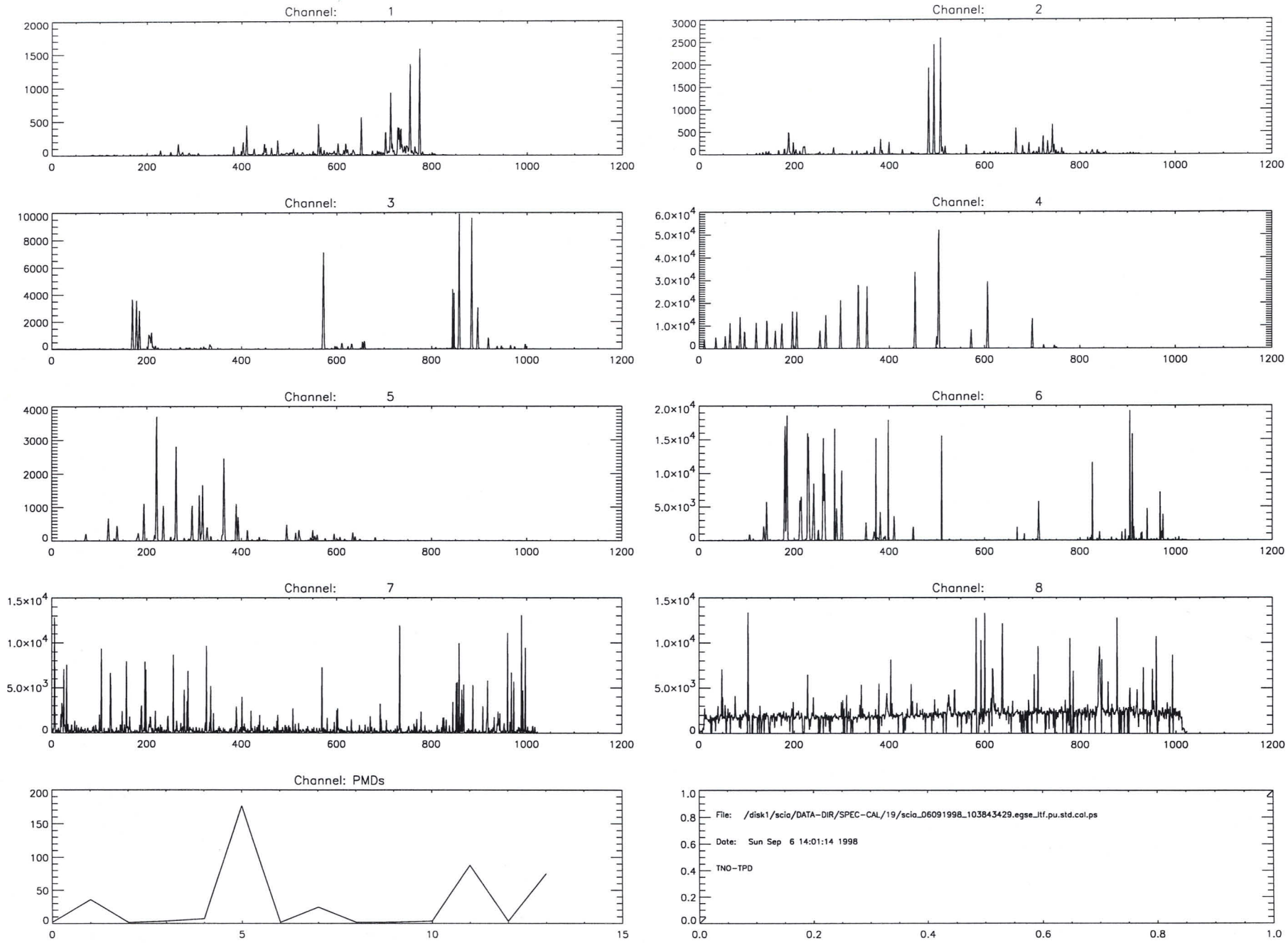
Channel: 1
Channel: 2
Channel: 3
Channel: 4
Channel: 5
Channel: 6
Channel: 7
Channel: 8
Channel: PMDs
File: /disk1/scia/DATA-DIR/SPEC-CAL/19/scia_06091998_103843429.egse_itf.pu.std.cal.ps
Date: Sun Sep 6 14:01:14 1998
TNO-TPD

```
time       = Sun Sep  6 14:01:25 1998
batch      = du
Start TOD = Sun 06-Sep-98 10:39:08
End   TOD = Sun 06-Sep-98 10:40:08
Processing= computation of average, standard dev. and rel.standard dev.
```

```
time       = Sun Sep  6 14:01:15 1998
batch      = pu
Start TOD = Sun 06-Sep-98 10:38:43
End   TOD = Sun 06-Sep-98 10:39:08
Processing= computation of average, standard dev. and rel.standard dev.
```

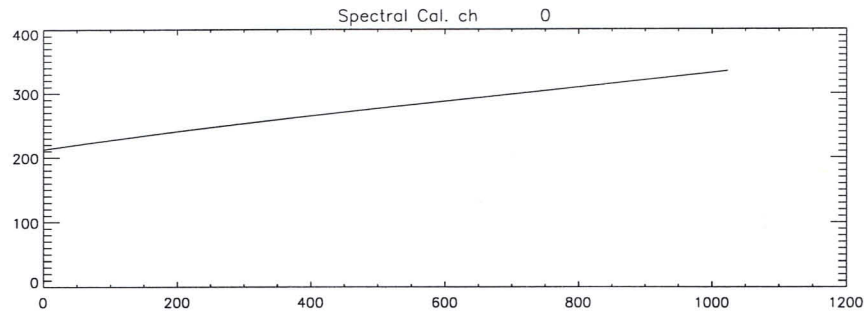
Spectral Cal. ch 0
0
100
200
300
400
0
200
400
600
800
1000
1200

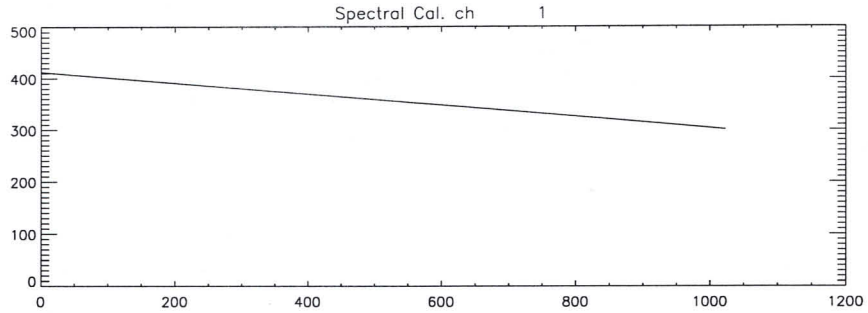
Spectral Cal. ch 1
0
100
200
300
400
500
0
200
400
600
800
1000
1200

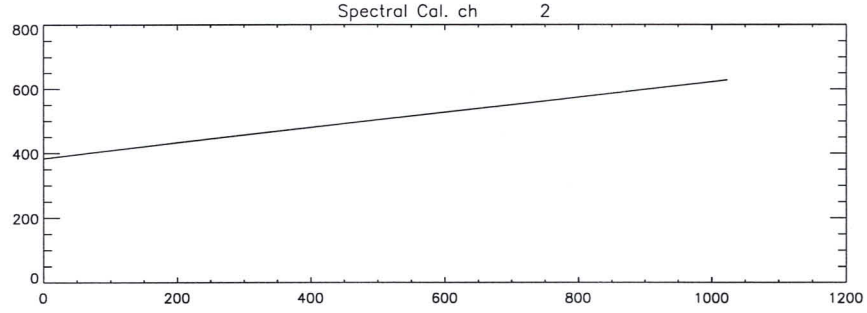
Spectral Cal. ch 2
0
200
400
600
800
0
200
400
600
800
1000
1200

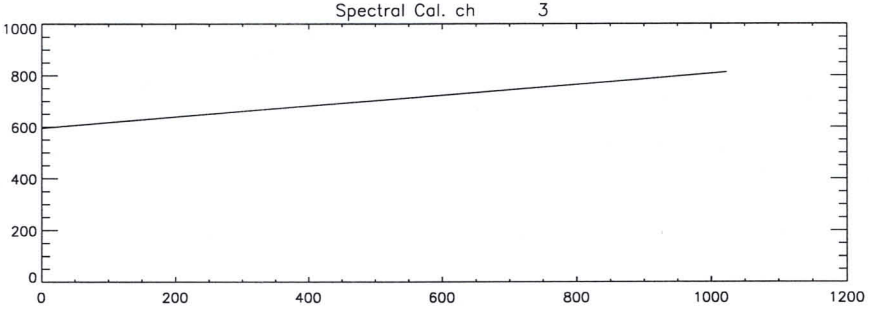
Spectral Cal. ch 3
0
200
400
600
800
1000
0
200
400
600
800
1000
1200

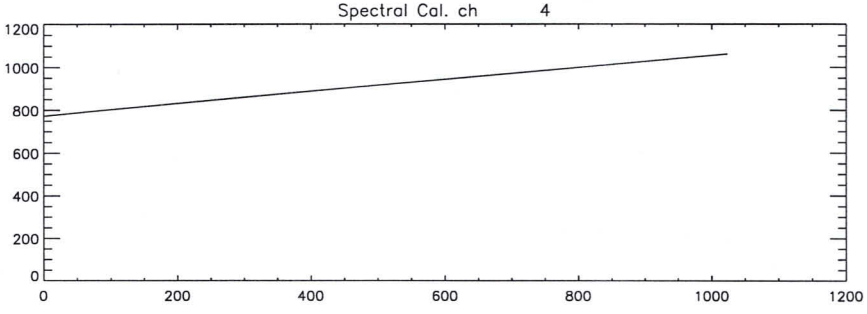
Spectral Cal. ch 4
0
200
400
600
800
1000
1200
0
200
400
600
800
1000
1200

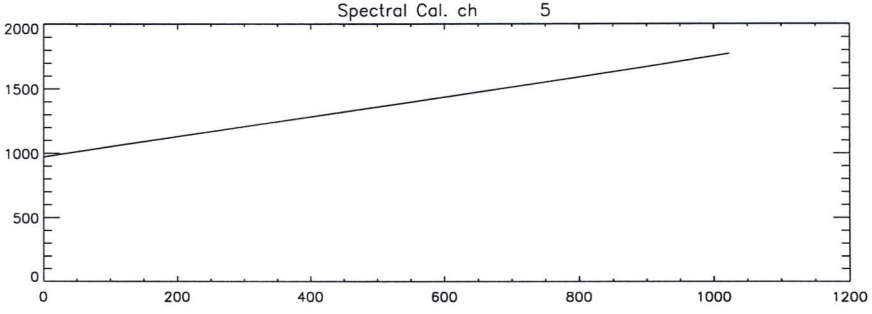
Spectral Cal. ch 5
0
500
1000
1500
2000
0
200
400
600
800
1000
1200

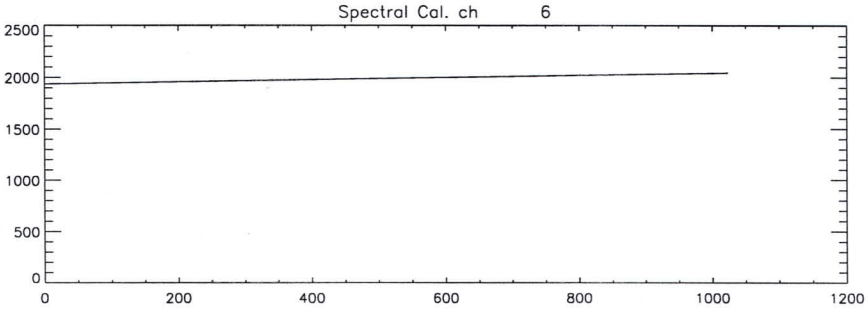
Spectral Cal. ch 6
0
500
1000
1500
2000
2500
0
200
400
600
800
1000
1200

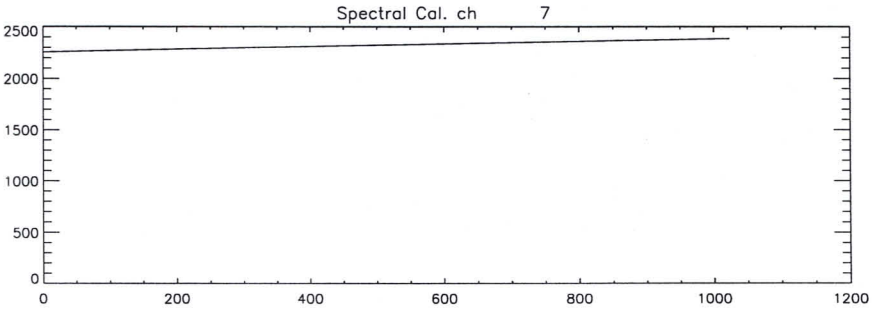
Spectral Cal. ch 7
0
500
1000
1500
2000
2500
0
200
400
600
800
1000
1200

Version: 0.1
Input files:

/disk1/scia/DATA-DIR/SPEC-CAL/19/scia_06091998_103843429.egse_ltf.du.avg.cal
 and

/disk1/scia/DATA-DIR/SPEC-CAL/19/scia_06091998_103843429.egse_ltf.pu.avg.cal
Action:
Spectral calibration
PPG correction filename used: /disk1/scia/DATA-DIR/CORR/latest/ppg.cal
ETALON correction filename used: /disk1/scia/DATA-DIR/CORR/latest/etalon.cal
PIXEL correction filename used: /disk1/scia/DATA-DIR/CORR/latest/dead_bad.pix
WL correction filename used: /disk1/scia/DATA-DIR/CORR/latest/wl.data
STRAYLIGHT correction filename used: /disk1/scia/DATA-DIR/CORR/latest/stray.da
Coefficients in file /disk1/scia/DATA-DIR/SPEC-CAL/19/scia_06091998_103843429.
Processing time: Sun Sep 6 14:04:37 1998
Output file name:
/disk1/scia/DATA-DIR/SPEC-CAL/19/scia_06091998_103843429.egse_ltf.du.avg.cal.w

Formal Run of Measurement

(Measurement ID) WLS_EXT

Request for Actual Status		(cross out entries that are **not** requested.)
Request for Modification		(fill in only entries to be modified)
Request for Run	X	(no entries = run based on actual default settings)

Scanner Positions

§ 17.2

Azimuth	+45.000	deg
Elevation	-45.000	deg

Timeline for each Data Acquisition Period during Measurement

	1	2	3	4	5	6	7	8	9	10
State ID	5									
Repetitions	5									

State Parameters for States used in Timeline (State ID must be given)

Channel	PET [s] or H#	Co-Adding	PET [s] or H#	Co-Adding	PET [s] or H#	Co-Adding	PET [s] or H#	Co-Adding
1a	64	1						
1b	64	1						
2b	8	8						
2a	8	8						
3	0.125	32						
4	0.0625	64						
5	0.03125	64						
6	H5	64						
7	H6	64						
8	H7	64						
State ID								

Stimuli Settings for Existing Blocks in Measurement

Block No	Stimuli Setup ID	PPC [deg]	Polarizer [deg]	Shutter open/close	Acquisition time [s]	Lambda [nm] Start	Stop	Step	Repetition Factor	Message	OS Setup time [s]
1	2	15.0	121.6	OPEN	1	240	240	0	1	WS1	12
2	2	15.0	85.4	OPEN	1	240	240	0	1	WP1	20
3	2	15.0	85.4	CLOSE	1	240	240	0	1	DV1	8

Measurement Data Description

Test Purpose	WID_48
Remark	
Data Directory	0249_11.03.47_WLS_EXT

Signatures

	Date	Signature
Issued	6/9/98	
< Performed	6/9/98	

STEP	ACTION	RESULT	MARKER
Intro	Your name: Date:	PJ 060998	
	What's the name of the (main) data input files that you want to store on the SUN named `scia6`?	scia-060998-1166483128.dat	(A)
	Setup a three-window configuration on your SUN.		See course descr.
Do Transfer	Be sure that you are in the directory you want your files in ftp <internet-address>, where you can find the address of the PC in the file `/etc/hosts` (entry: cdwpc). The address will also be next to you on paper (most probably). When asked for user, fill in: `anonymous`, when asked for an email address, fill in your email address on TPD. Set in binary: `binary` `mget *` (and return `y` to every file). `bye`		In DATA-DIR window In DATA window Approx. 140 kB
Sign:	Name Date and time Signature	PJ 060998 13:30	

PPG external

STEP	ACTION	RESULT	MARKER
Intro	Your name:	PJ	
	Date:	060998	
	What's the name of the (main) data input files generated by the EGSE? `(*.dat)`	scia_06091998_110648318.dat	(A)
	Setup a three-window configuration on your SUN.		See course descr.
Cnstr directory	`cd ~/DATA-DIR/WLS ; ls -l` -EXT		Note: In window DATA-DIR
	highest number in directory?	11	(B)
	New directory: `mkdir <B+1>` `ls -l`		
	What's now the highest number in directory?	12	(C)
	<C> should be <B> + 1	Y / N	
	directory name is:	`~/DATA-DIR/WLS/<C>` -EXT	(DIR-NAME)
Copy data	See Analysis sheet: Transfer Data File	Y / N	In DATA-DIR window
Cnstr correction directory	~~`ls -l ~/DATA-DIR/CORR`~~ ~~If there isn't a subdirectory corresponding to the current date, then construct a CORRECTION directory (see: analysis sheet Construct CORR directory).~~ ~~What is the valueof the correction subdirectory corresponding to the current date.~~ ~~When running the PPG analysis, you will be asked to select this direcotory when storing the resulting PPG correction file.~~		In DATA-DIR window

not performed for external msm

PPG extend

Cnstr EGSE_LTF	`cal_raw2ltf .` (Error messages are not necessarily fatal; check with SOLAN --in solan window-- whether output file is okay: there should be a signal present, and `dremark1` labels should be filled) `ls -l *.egse_ltf` What's the name of the egse_ltf file _____ (D) `<D> should be <A>.egse_ltf` Y / N	Note: In window DATA-DIR; your current directory should be ~/DATA-DIR/WLS/<C>; don't forget the dot !!! May take more than 15 mins.
Cnstr CAL files	`idl run_averscia` (and select file <D> when asked)	Note: In window IDL
Check CAL files	Dark files: `ls -l *du*.avg.cal` size: 146 Kb	should be approx 150Kb
	White light file: `ls -l *.wp*.avg.cal` size: 146 kb (WS)	should be approx 150Kb
	Note: all files should be present, if not: (a) Check file <D> using SOLAN and check whether DU, WS and WP labels are present in dremark1 labels (b) Check if enough disk space is available (Unix command `df -k | more`).	
Print postscript	Print postscript files: `lpr -P<printer> *.ps` Contents dark file `*du*.avg.cal.ps` should be approx. constant within channels: Y / N Contentsof file `*wl*.avg.cal.ps` (P/S) should resemble white light source: Y / N Contents of `*rel_std*.ps` files should be smaller than 0.01 (pixel 300 -- 800) for all channels. Y / N	

PPG extern

	If not, value is:	_____
	Add postscript images to logbook, done	(Y) / N
Print logfiles	`lpr -P<printer> *.log`	
	Add logfiles to logbook, done	(Y) / N

PPG processing		
Run PPG	`idl do ~~ppg~~` do_ext_pps	In IDL window
	for light file: *.wpl.*	
Check PPG	`ls -l *` ~~only for *.w~~	In DATA-DIR Window should be approx 150Kb
	Size of file `*.du*.cal.ppg.cal` 145918	
	Size of file `*.du*.cal.ppg.cal.log` 379	
	Size of file `*.du*.cal.ppg.cal.ps` 146372	
Check PPG visually	`lpr -P<printer> *.du*.cal.ppg.cal.ps` wsr *)	
	Value of PPG should show only a small variation around 1.0 (like noise). (Y) / N	
	Add postscript images to logbook, done (Y) / N	
Print logfiles	`lpr -P<printer> *.du*.cal.ppg.cal.log`	
	Add logfiles to logbook, done (Y) / N	

einddigit met melding:

NO COPY TO CORR DIRECTORY !!!

HOEZO?

Back up	Create 3 sets of backup CDs of directory <DIR-NAME> (One CD has a capacity of 600 Mbytes, the UNIX command `/usr/bin/du -k .` gives the number of kilo bytes in the current directory).	See analysis sheet BackUp
	Name of backup CDs _____	This has to be done only for EXTERN_START_OF_CAL_WARM

Sign:	Name BB	(12-8-98)
	Date and time 6/9/98	

*) If msm performed just after temp change, and ~/START_OF_CAL/EXTERN_START_OF_CAL_COLD_WARM is empty:
cp *.pl. ~/START_OF_CAL/EXTERN_START_OF_CAL_WARM/

PPG extern

Signature

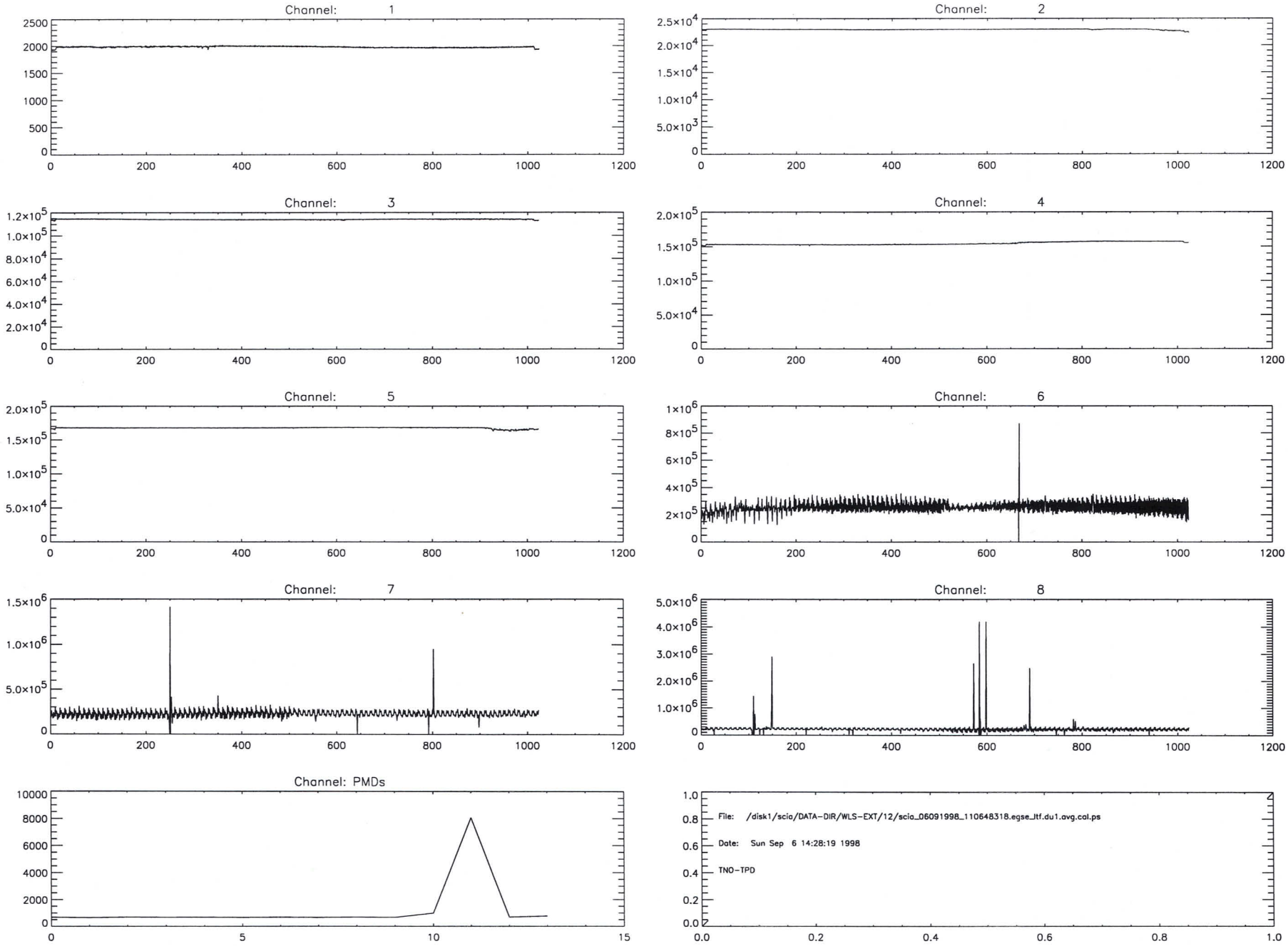
Channel: 1
Channel: 2
Channel: 3
Channel: 4
Channel: 5
Channel: 6
Channel: 7
Channel: 8
Channel: PMDs
File: /disk1/scio/DATA-DIR/WLS-EXT/12/scio_06091998_110648318.egse_itf.du1.avg.cal.ps
Date: Sun Sep 6 14:28:19 1998
TNO-TPD

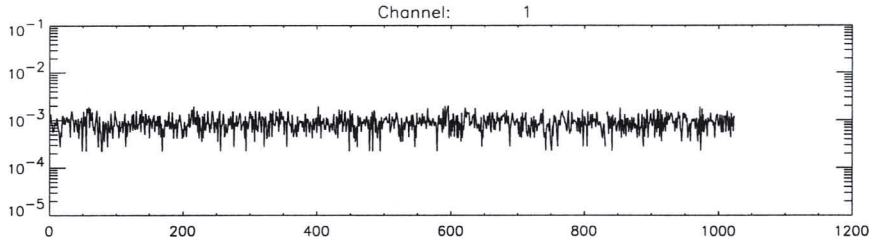
Channel: 1

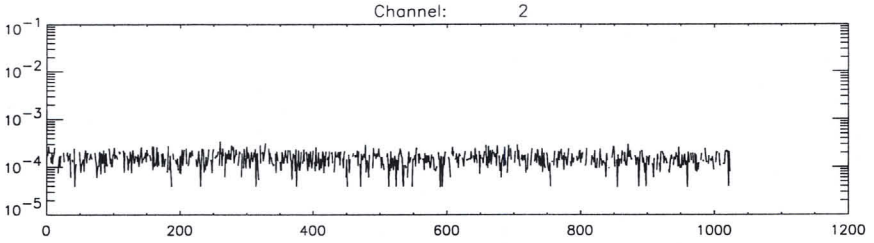
Channel: 2

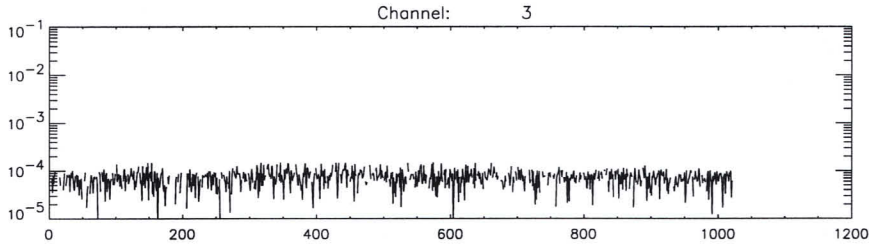
Channel: 3

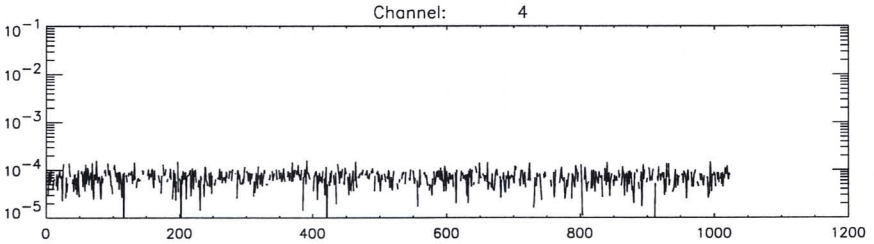
Channel: 4

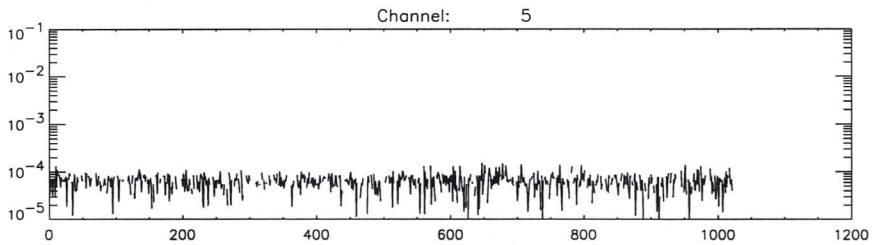
Channel: 5

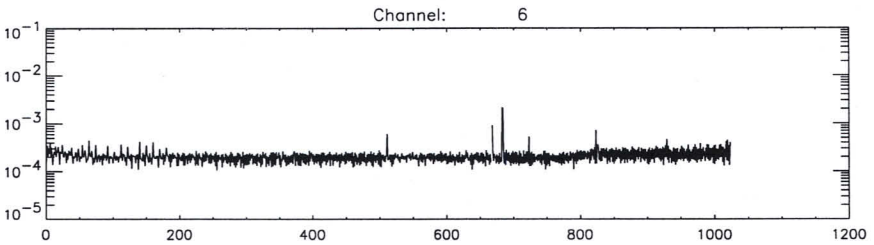
Channel: 6

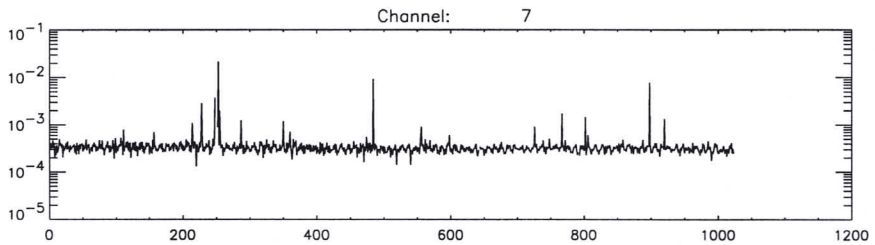
Channel: 7

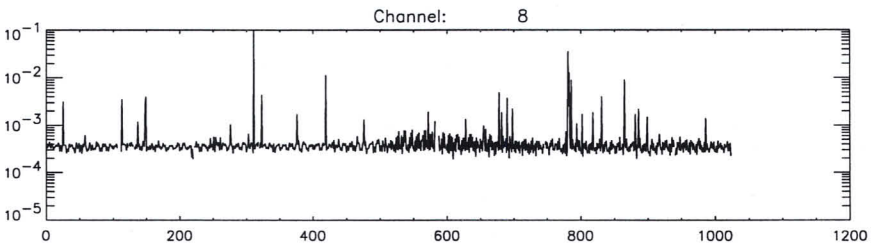
Channel: 8

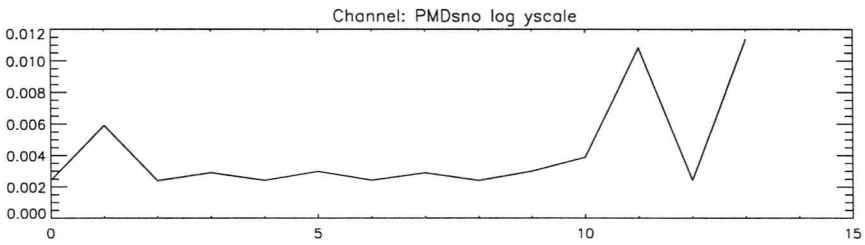
Channel: PMDsno log yscale

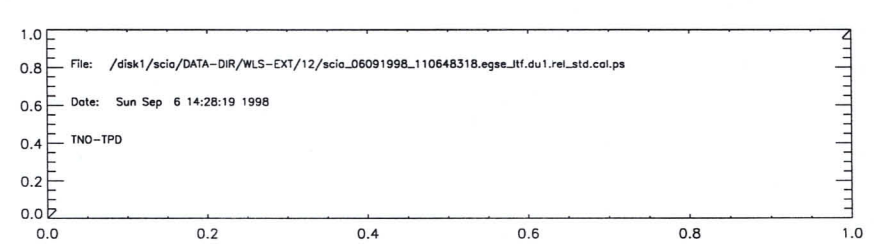
File: /disk1/scia/DATA-DIR/WLS-EXT/12/scia_06091998_110648318.egse_ltf.du1.rel_std.cal.ps
Date: Sun Sep 6 14:28:19 1998
TNO-TPD

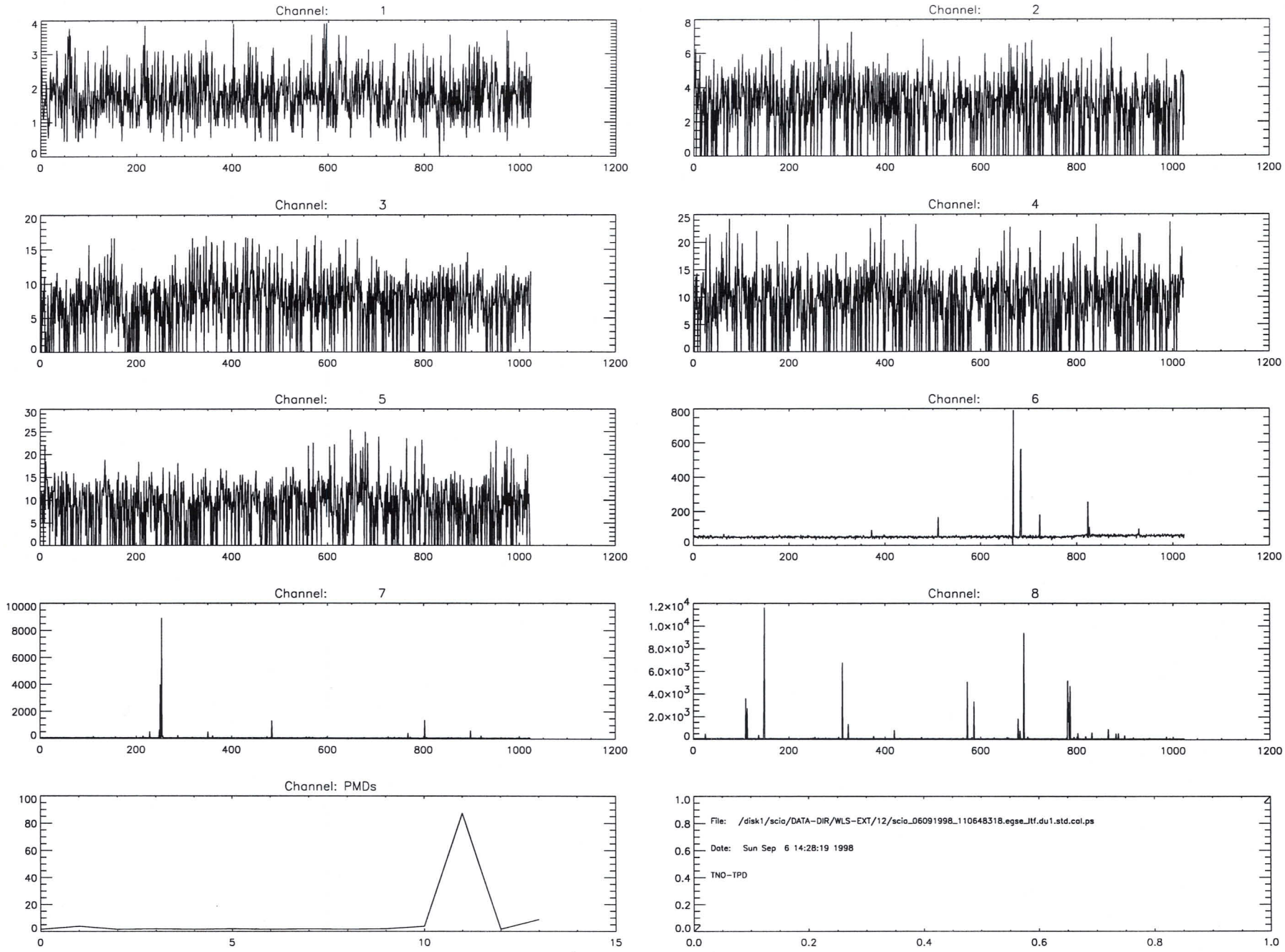
Channel: 1
Channel: 2
Channel: 3
Channel: 4
Channel: 5
Channel: 6
Channel: 7
Channel: 8
Channel: PMDs
File: /disk1/scia/DATA-DIR/WLS-EXT/12/scia_06091998_110648318.egse_itf.du1.std.cal.ps
Date: Sun Sep 6 14:28:19 1998
TNO-TPD

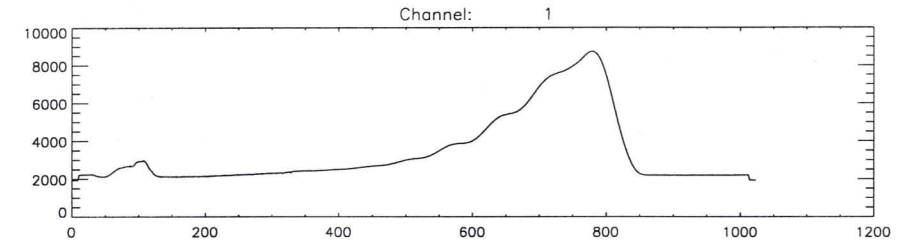
Channel: 1
10000
8000
6000
4000
2000
0
0
200
400
600
800
1000
1200

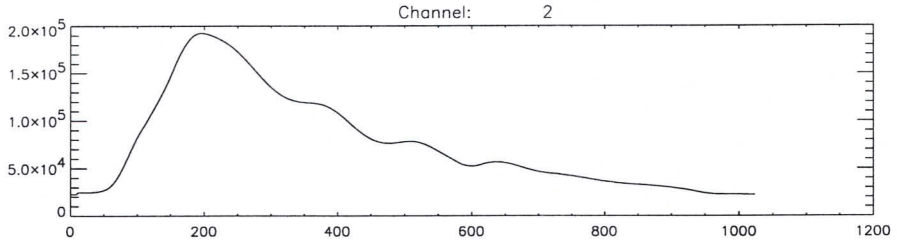
Channel: 2
2.0x10^5
1.5x10^5
1.0x10^5
5.0x10^4
0
0
200
400
600
800
1000
1200

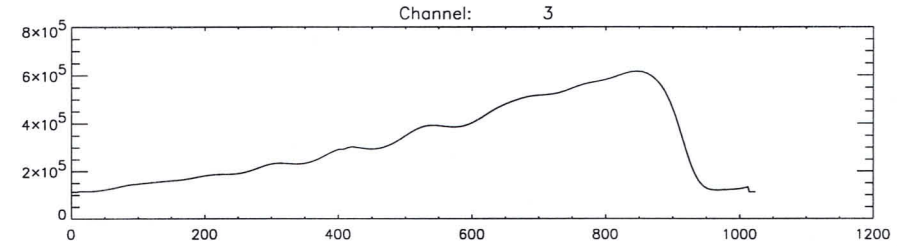
Channel: 3
8x10^5
6x10^5
4x10^5
2x10^5
0
0
200
400
600
800
1000
1200

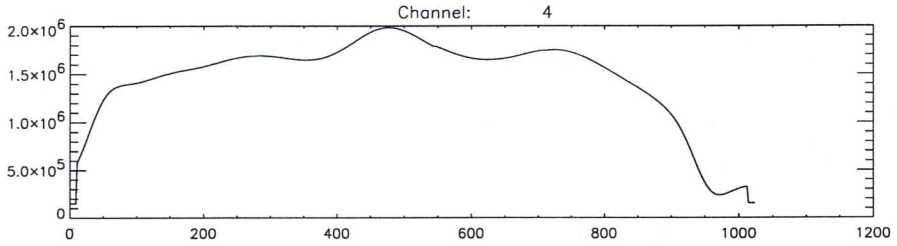
Channel: 4
2.0x10^6
1.5x10^6
1.0x10^6
5.0x10^5
0
0
200
400
600
800
1000
1200

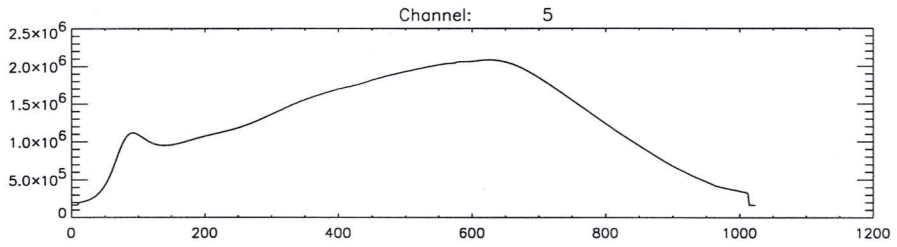
Channel: 5
2.5x10^6
2.0x10^6
1.5x10^6
1.0x10^6
5.0x10^5
0
0
200
400
600
800
1000
1200

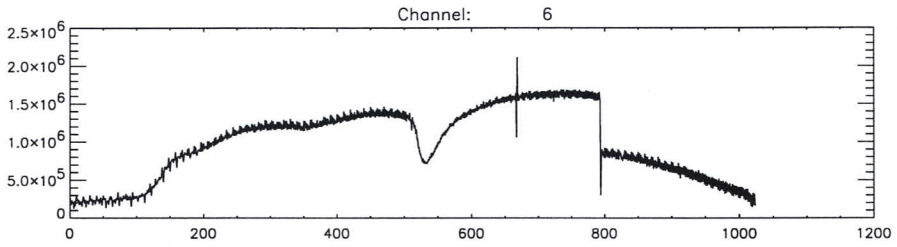
Channel: 6
2.5x10^6
2.0x10^6
1.5x10^6
1.0x10^6
5.0x10^5
0
0
200
400
600
800
1000
1200

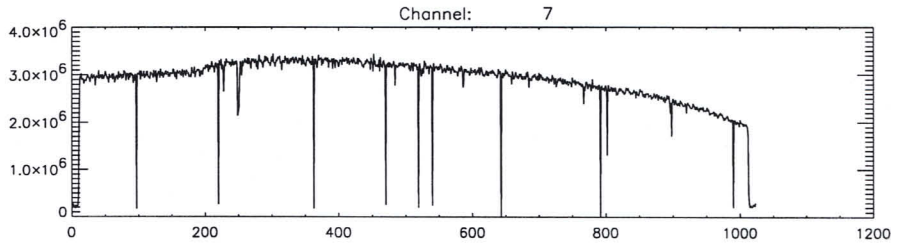
Channel: 7
4.0x10^6
3.0x10^6
2.0x10^6
1.0x10^6
0
0
200
400
600
800
1000
1200

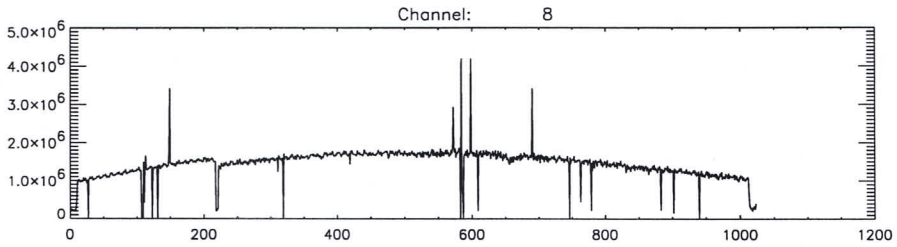
Channel: 8
5.0x10^6
4.0x10^6
3.0x10^6
2.0x10^6
1.0x10^6
0
0
200
400
600
800
1000
1200

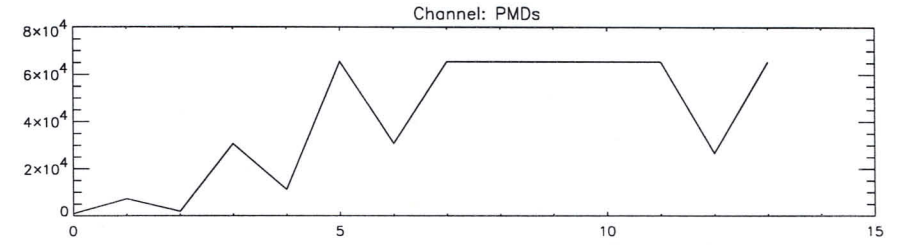
Channel: PMDs
8x10^4
6x10^4
4x10^4
2x10^4
0
0
5
10
15

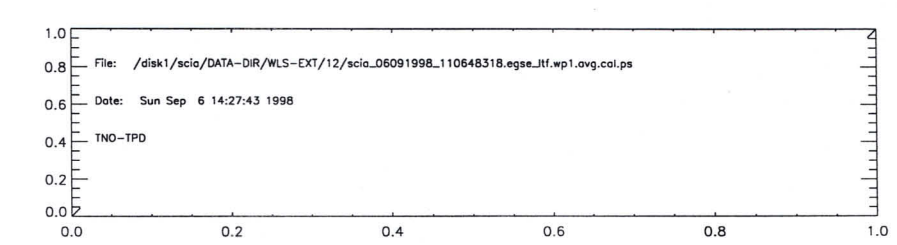
1.0
0.8
0.6
0.4
0.2
0.0
File: /disk1/scia/DATA-DIR/WLS-EXT/12/scia_06091998_110648318.egse_ltf.wp1.avg.cal.ps
Date: Sun Sep 6 14:27:43 1998
TNO-TPD
0.0
0.2
0.4
0.6
0.8
1.0

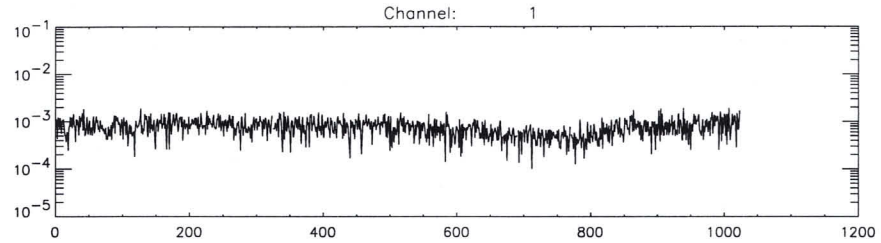
Channel: 1
10^{-1}
10^{-2}
10^{-3}
10^{-4}
10^{-5}
0
200
400
600
800
1000
1200

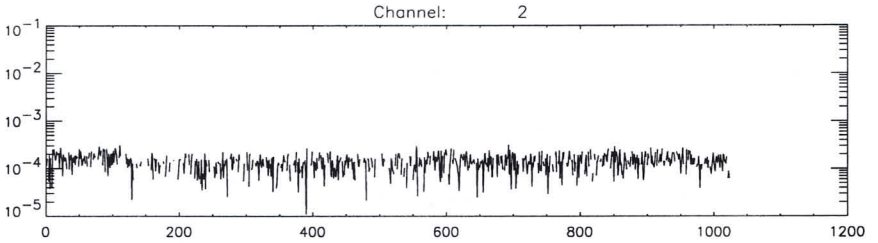
Channel: 2
10^{-1}
10^{-2}
10^{-3}
10^{-4}
10^{-5}
0
200
400
600
800
1000
1200

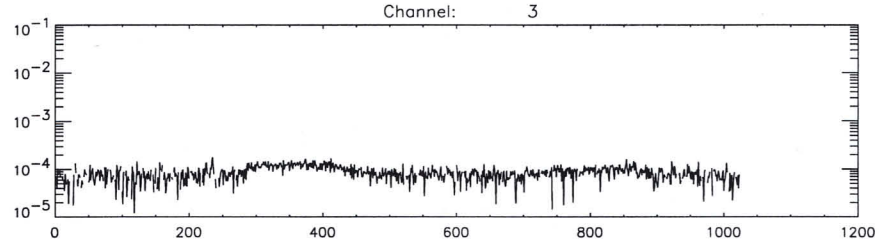
Channel: 3
10^{-1}
10^{-2}
10^{-3}
10^{-4}
10^{-5}
0
200
400
600
800
1000
1200

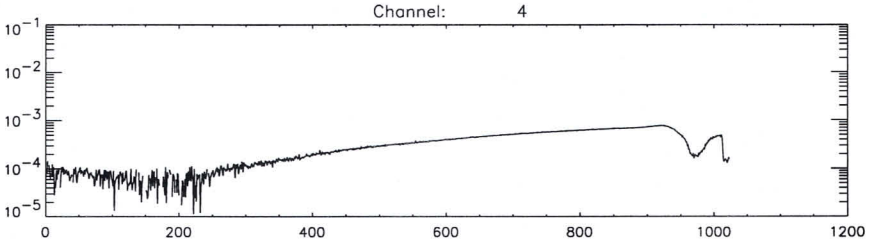
Channel: 4
10^{-1}
10^{-2}
10^{-3}
10^{-4}
10^{-5}
0
200
400
600
800
1000
1200

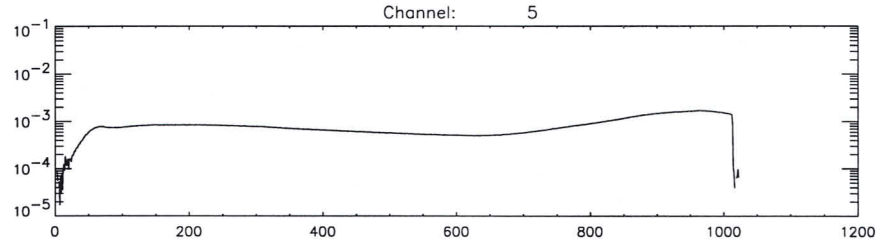
Channel: 5
10^{-1}
10^{-2}
10^{-3}
10^{-4}
10^{-5}
0
200
400
600
800
1000
1200

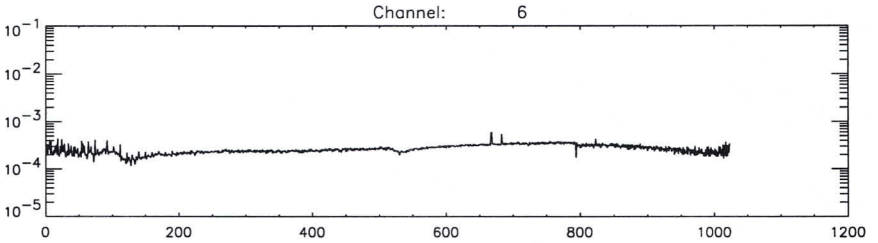
Channel: 6
10^{-1}
10^{-2}
10^{-3}
10^{-4}
10^{-5}
0
200
400
600
800
1000
1200

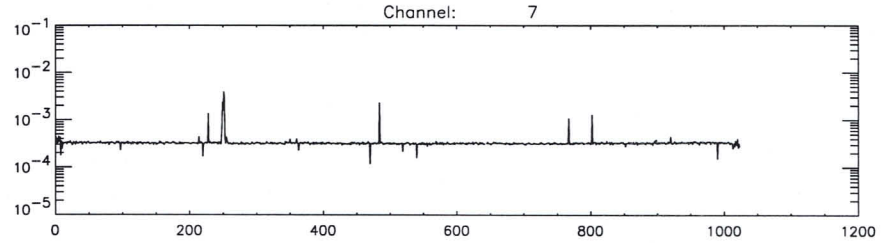
Channel: 7
10^{-1}
10^{-2}
10^{-3}
10^{-4}
10^{-5}
0
200
400
600
800
1000
1200

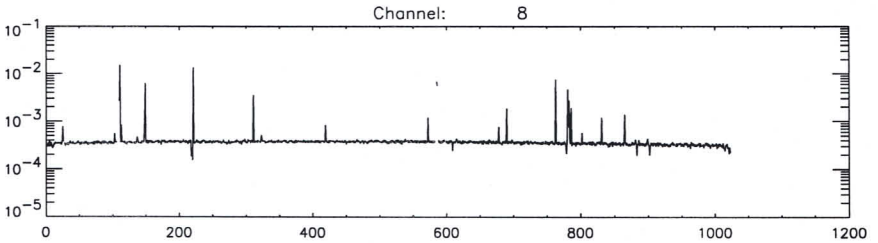
Channel: 8
10^{-1}
10^{-2}
10^{-3}
10^{-4}
10^{-5}
0
200
400
600
800
1000
1200

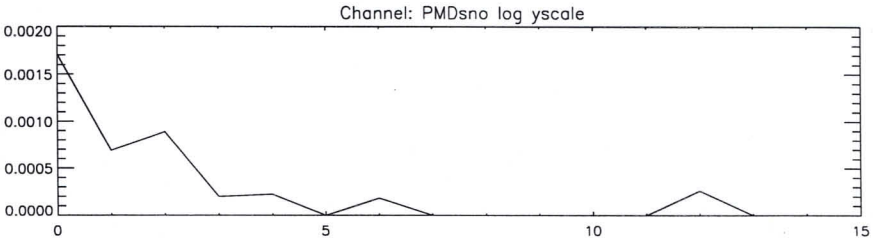
Channel: PMDsno log yscale
0.0020
0.0015
0.0010
0.0005
0.0000
0
5
10
15

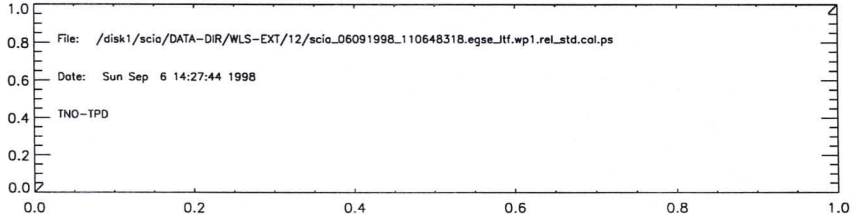
File: /disk1/scia/DATA-DIR/WLS-EXT/12/scia_06091998_110648318.egse_ltf.wp1.rel_std.cal.ps
Date: Sun Sep 6 14:27:44 1998
TNO-TPD
1.0
0.8
0.6
0.4
0.2
0.0
0.0
0.2
0.4
0.6
0.8
1.0

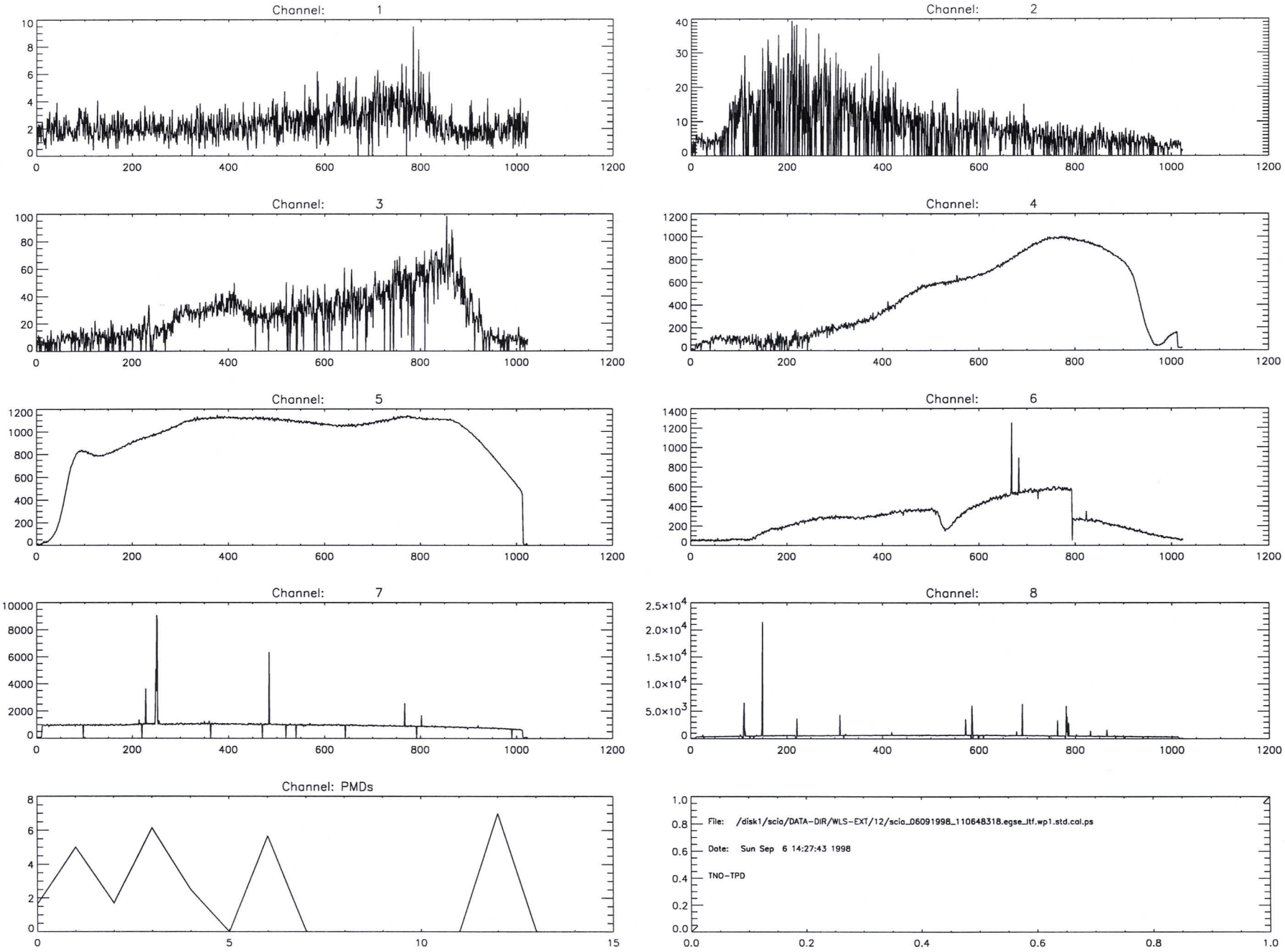
Channel: 1
Channel: 2
Channel: 3
Channel: 4
Channel: 5
Channel: 6
Channel: 7
Channel: 8
Channel: PMDs
File: /disk1/scia/DATA-DIR/WLS-EXT/12/scia_06091998_110648318.egse_itf.wp1.std.cal.ps
Date: Sun Sep 6 14:27:43 1998
TNO-TPD

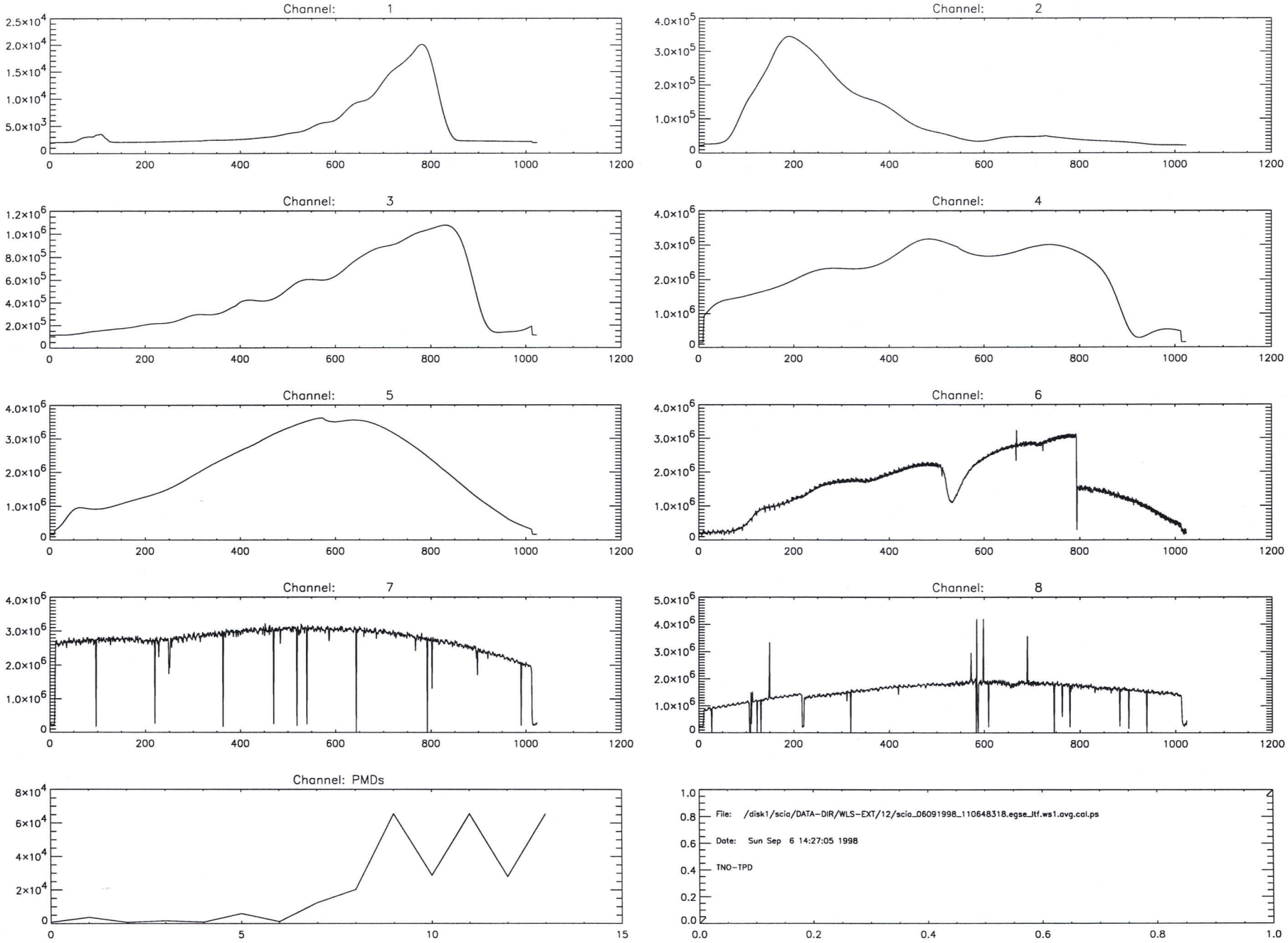
Channel: 1
Channel: 2
Channel: 3
Channel: 4
Channel: 5
Channel: 6
Channel: 7
Channel: 8
Channel: PMDs
File: /disk1/scia/DATA-DIR/WLS-EXT/12/scia_06091998_110648318.egse_ltf.ws1.avg.cal.ps
Date: Sun Sep 6 14:27:05 1998
TNO-TPD

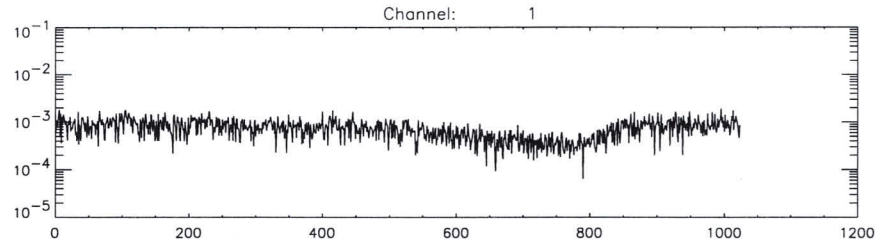
Channel: 1

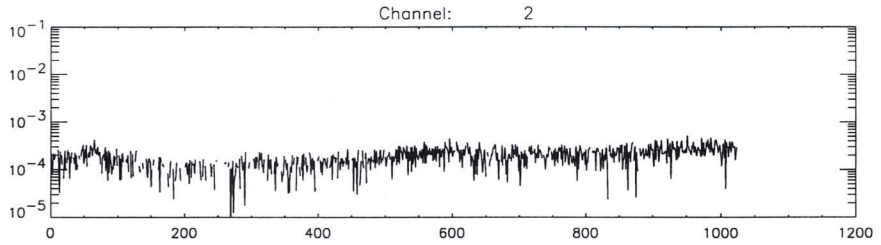
Channel: 2

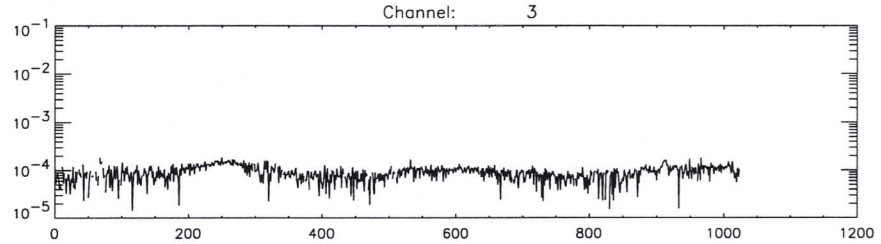
Channel: 3

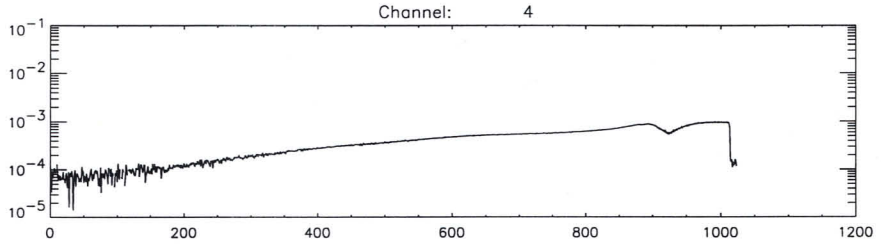
Channel: 4

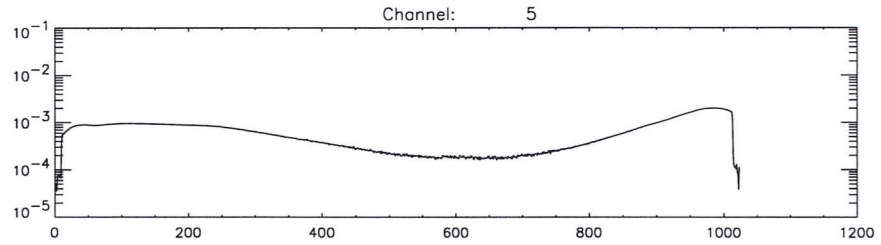
Channel: 5

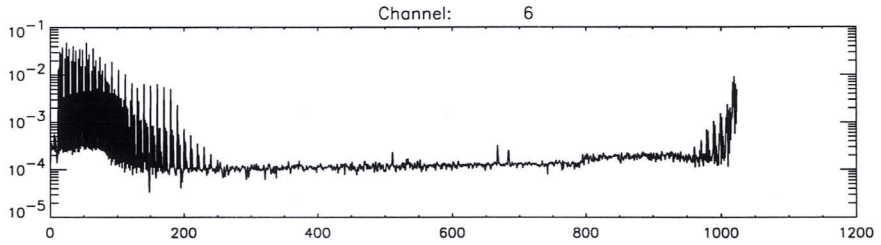
Channel: 6

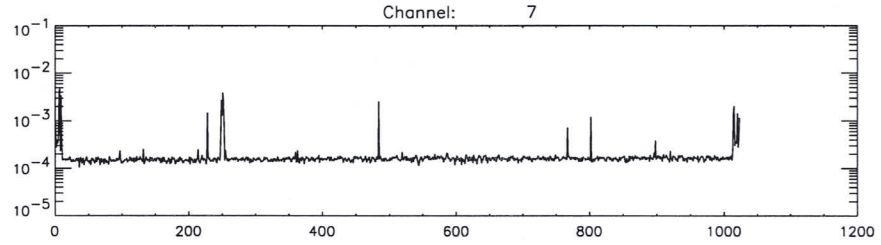
Channel: 7

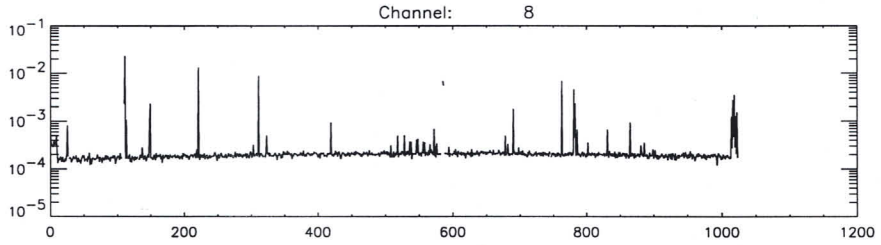
Channel: 8

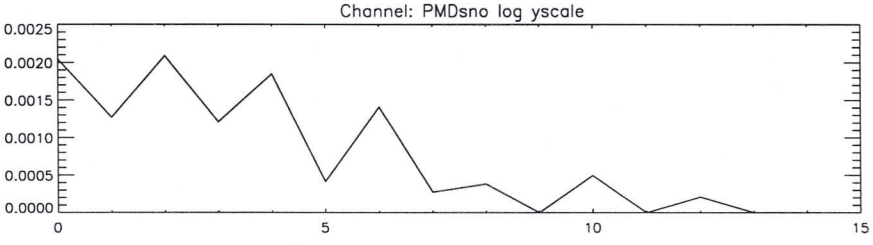
Channel: PMDsno log yscale

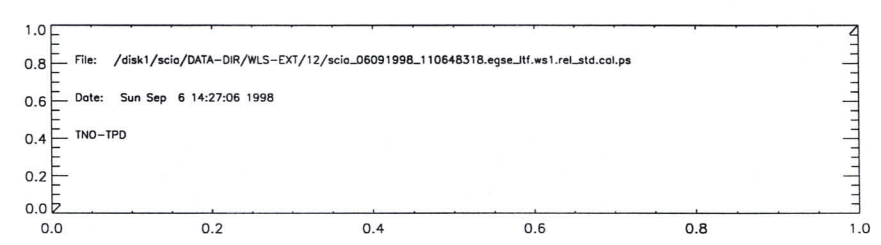
File: /disk1/scia/DATA-DIR/WLS-EXT/12/scia_06091998_110648318.egse_ltf.ws1.rel_std.col.ps
Date: Sun Sep 6 14:27:06 1998
TNO-TPD

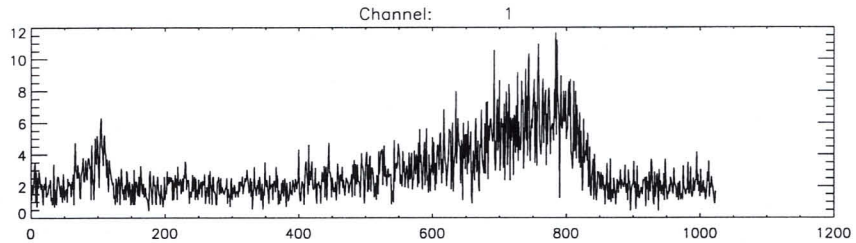
Channel: 1

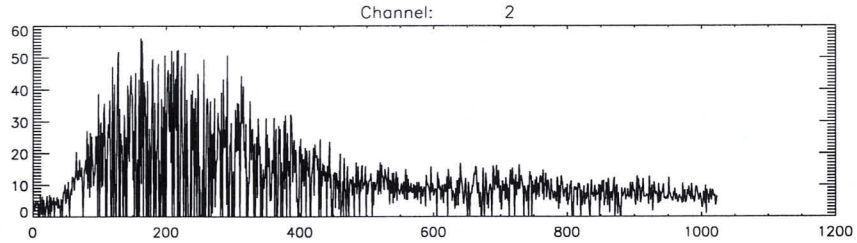
Channel: 2

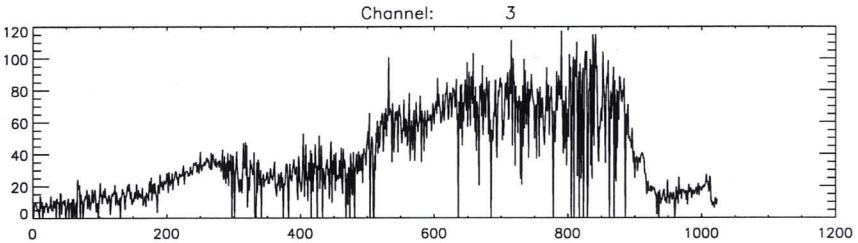
Channel: 3

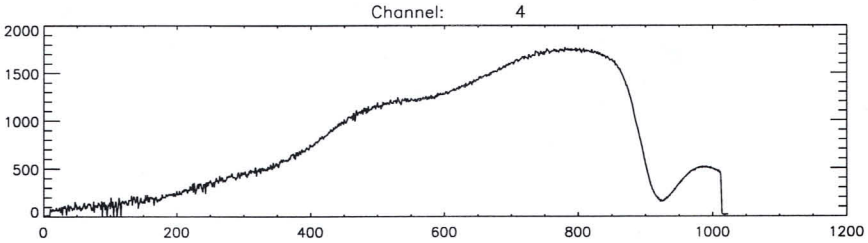
Channel: 4

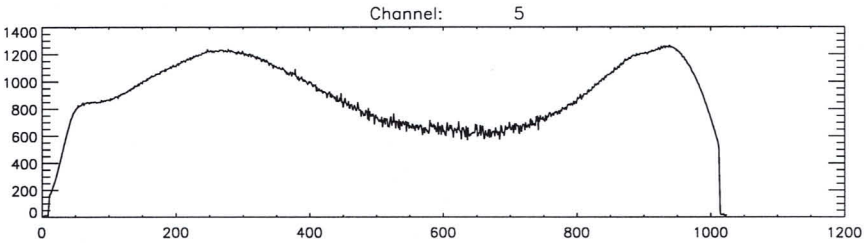
Channel: 5

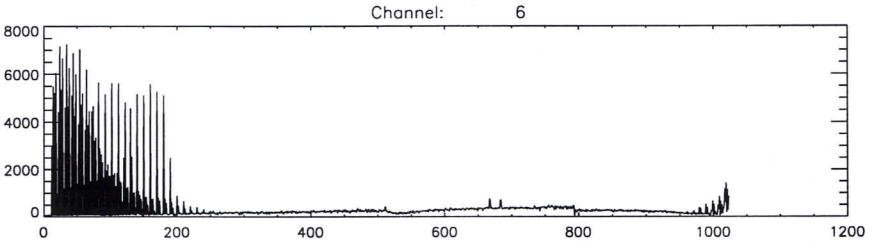
Channel: 6

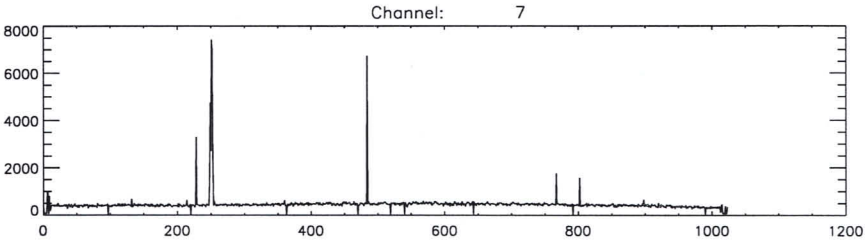
Channel: 7

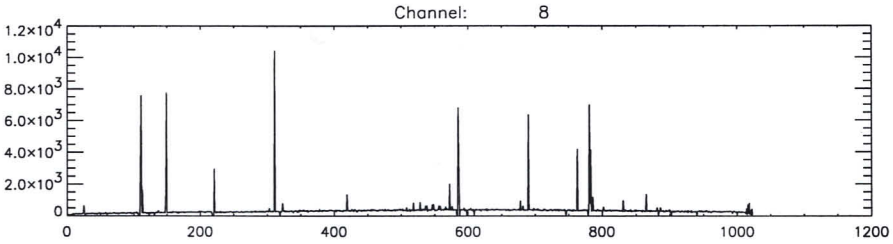
Channel: 8

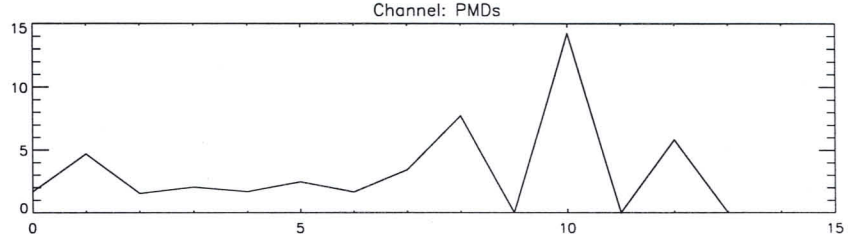
Channel: PMDs

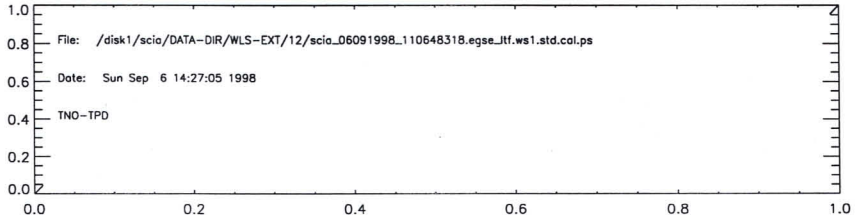
File: /disk1/scia/DATA-DIR/WLS-EXT/12/scia_06091998_110648318.egse_ltf.ws1.std.cal.ps
Date: Sun Sep 6 14:27:05 1998
TNO-TPD

```
time       = Sun Sep  6 14:28:20 1998
batch      = du1
Start TOD = Sun 06-Sep-98 11:20:04
End   TOD = Sun 06-Sep-98 11:25:55
Processing= computation of average, standard dev. and rel.standard dev.
```

```
time       = Sun Sep  6 14:27:44 1998
batch      = wp1
Start TOD = Sun 06-Sep-98 11:13:36
End   TOD = Sun 06-Sep-98 11:20:04
Processing= computation of average, standard dev. and rel.standard dev.
```

```
time       = Sun Sep  6 14:27:06 1998
batch      = ws1
Start TOD = Sun 06-Sep-98 11:06:48
End   TOD = Sun 06-Sep-98 11:13:36
Processing= computation of average, standard dev. and rel.standard dev.
```

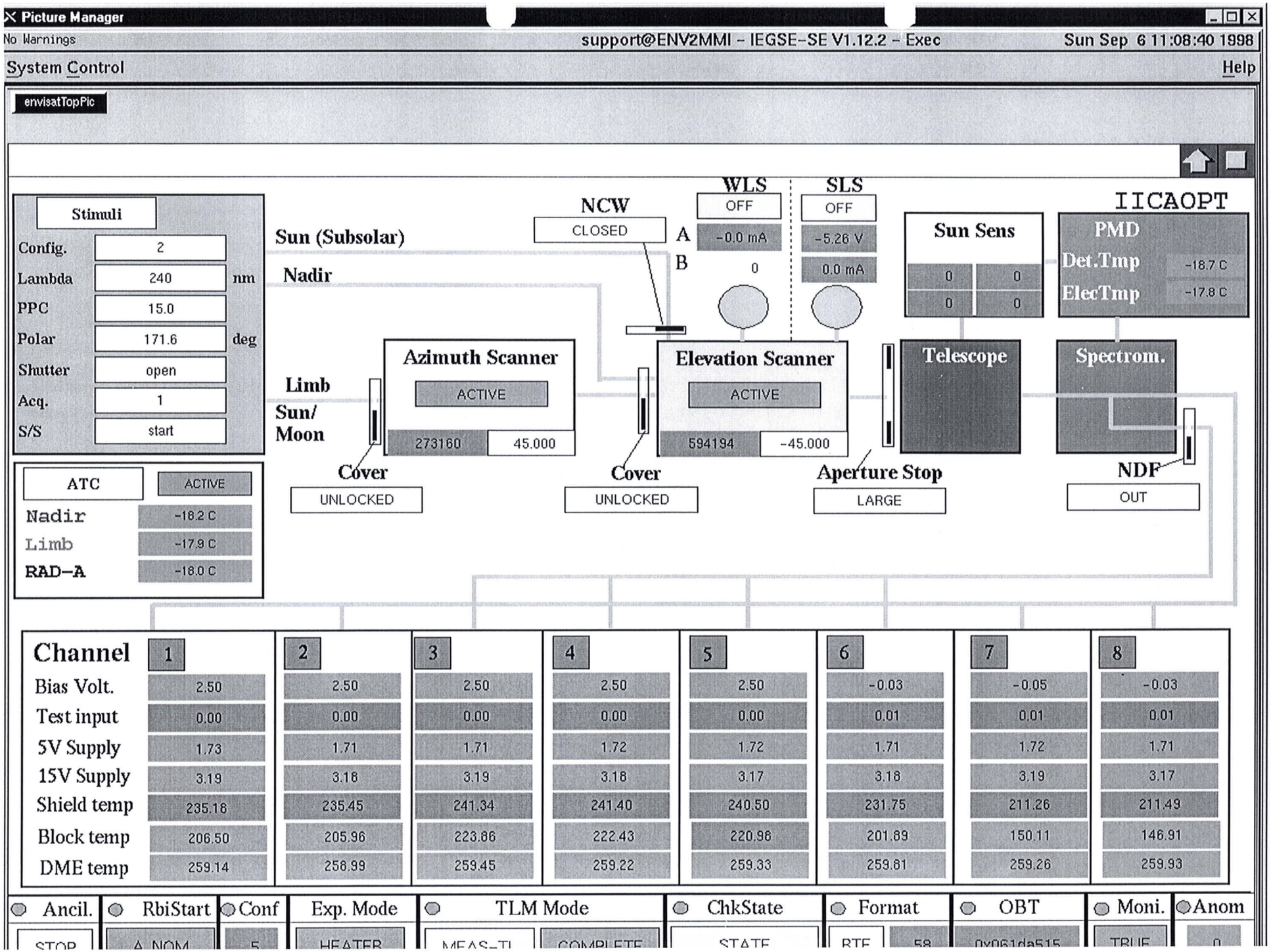
Picture Manager
No Warnings
support@ENV2MMI - IEGSE-SE V1.12.2 - Exec
Sun Sep 6 11:08:40 1998
System Control
Help
envisatTopPic
Stimuli
Config. 2
Lambda 240 nm
PPC 15.0
Polar 171.6 deg
Shutter open
Acq. 1
S/S start
ATC ACTIVE
Nadir -18.2 C
Limb -17.9 C
RAD-A -18.0 C
Sun (Subsolar)
Nadir
Limb
Sun/
Moon
NCW
CLOSED
WLS
OFF
A -0.0 mA
B 0
SLS
OFF
-5.26 V
0.0 mA
Sun Sens
0 0
0 0
IICAOPT
PMD
Det.Tmp -18.7 C
ElecTmp -17.8 C
Azimuth Scanner
ACTIVE
273160 45.000
Elevation Scanner
ACTIVE
594194 -45.000
Telescope
Spectrom.
Cover
UNLOCKED
Cover
UNLOCKED
Aperture Stop
LARGE
NDF
OUT
Channel 1 2 3 4 5 6 7 8
Bias Volt. 2.50 2.50 2.50 2.50 2.50 -0.03 -0.05 -0.03
Test input 0.00 0.00 0.00 0.00 0.00 0.01 0.01 0.01
5V Supply 1.73 1.71 1.71 1.72 1.72 1.71 1.72 1.71
15V Supply 3.19 3.18 3.19 3.18 3.17 3.18 3.19 3.17
Shield temp 235.18 235.45 241.34 241.40 240.50 231.75 211.26 211.49
Block temp 206.50 205.96 223.86 222.43 220.98 201.89 150.11 146.91
DME temp 259.14 258.99 259.45 259.22 259.33 259.81 259.26 259.93
Ancil. STOP
RbiStart A_NOM
Conf 5
Exp. Mode HEATER
TLM Mode MEAS_TL COMPLETE
ChkState STATE
Format RTE 58
OBT 0x061da515
Moni. TRUE
Anom 0

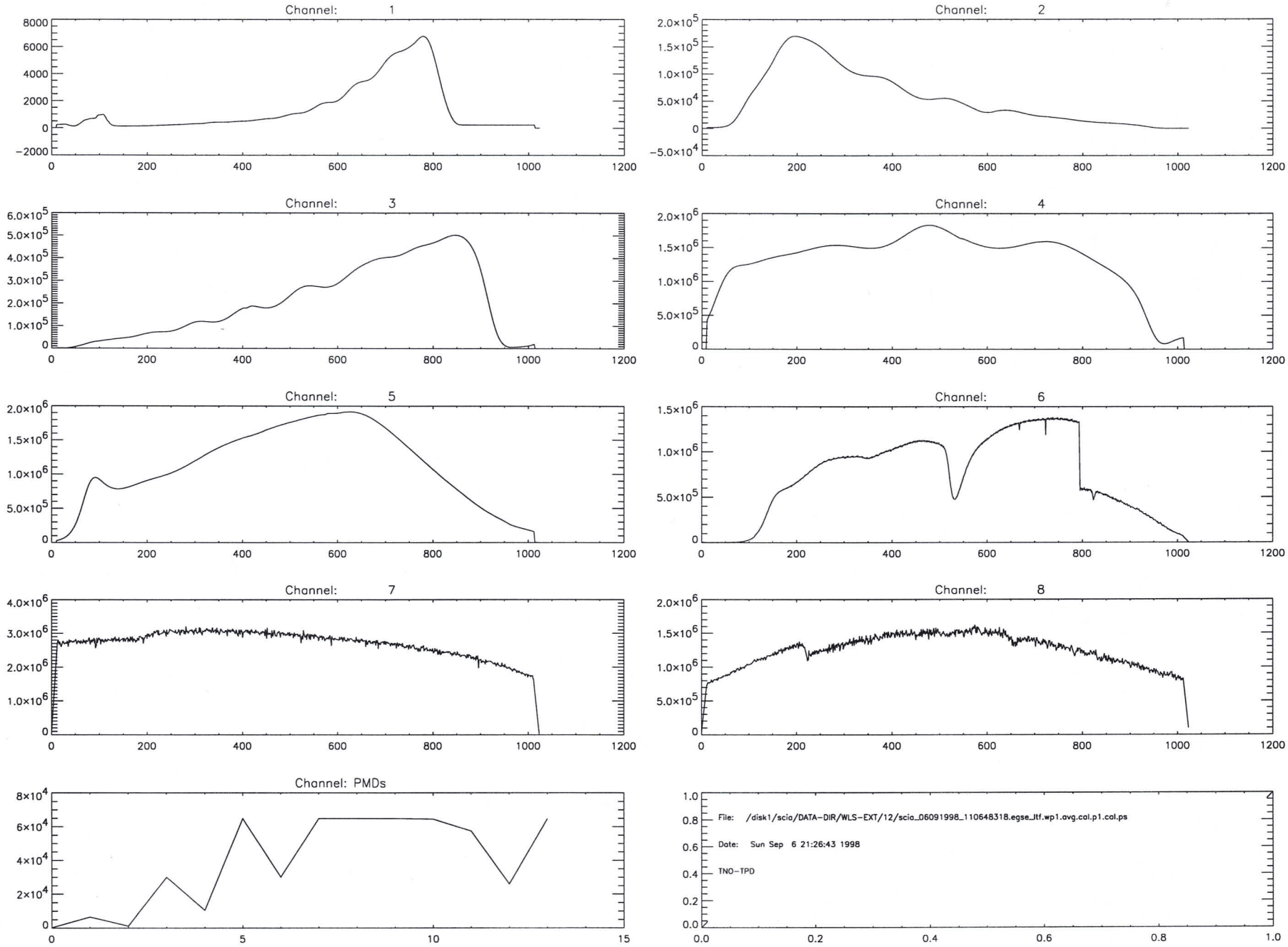
Channel: 1
Channel: 2
Channel: 3
Channel: 4
Channel: 5
Channel: 6
Channel: 7
Channel: 8
Channel: PMDs
File: /disk1/scia/DATA-DIR/WLS-EXT/12/scia_06091998_110648318.egse_itf.wp1.avg.cal.p1.cal.ps
Date: Sun Sep 6 21:26:43 1998
TNO-TPD

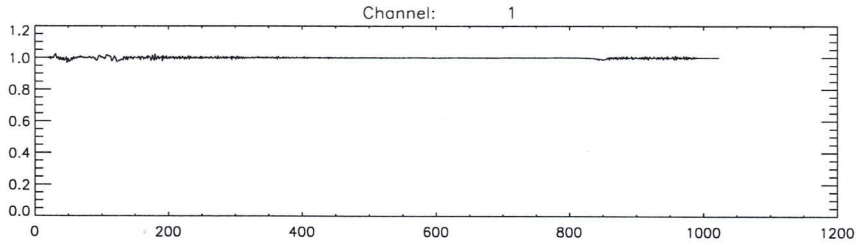
Channel: 1
1.2
1.0
0.8
0.6
0.4
0.2
0.0
0
200
400
600
800
1000
1200

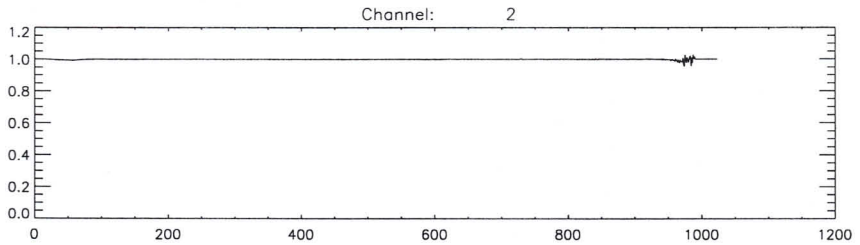
Channel: 2
1.2
1.0
0.8
0.6
0.4
0.2
0.0
0
200
400
600
800
1000
1200

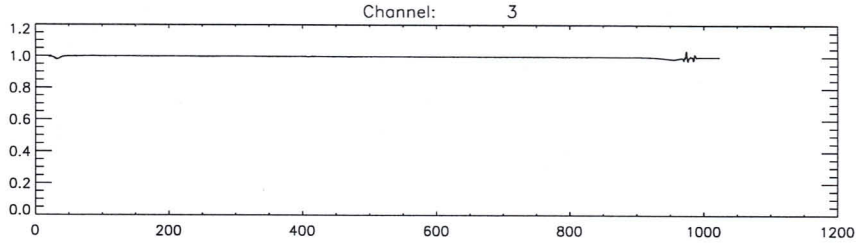
Channel: 3
1.2
1.0
0.8
0.6
0.4
0.2
0.0
0
200
400
600
800
1000
1200

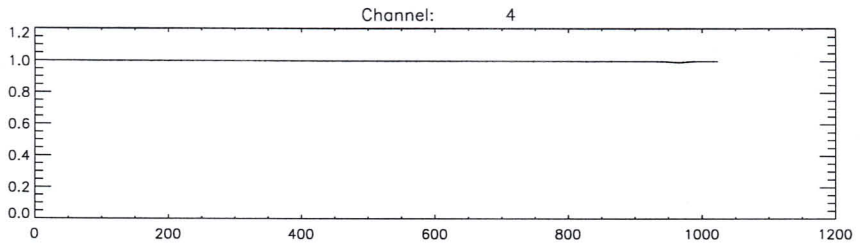
Channel: 4
1.2
1.0
0.8
0.6
0.4
0.2
0.0
0
200
400
600
800
1000
1200

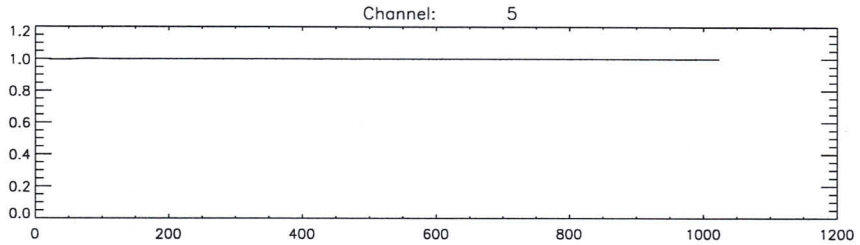
Channel: 5
1.2
1.0
0.8
0.6
0.4
0.2
0.0
0
200
400
600
800
1000
1200

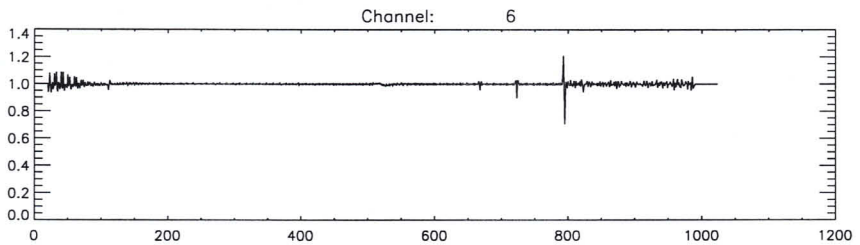
Channel: 6
1.4
1.2
1.0
0.8
0.6
0.4
0.2
0.0
0
200
400
600
800
1000
1200

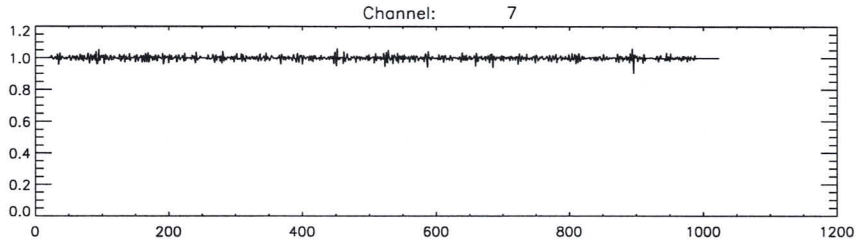
Channel: 7
1.2
1.0
0.8
0.6
0.4
0.2
0.0
0
200
400
600
800
1000
1200

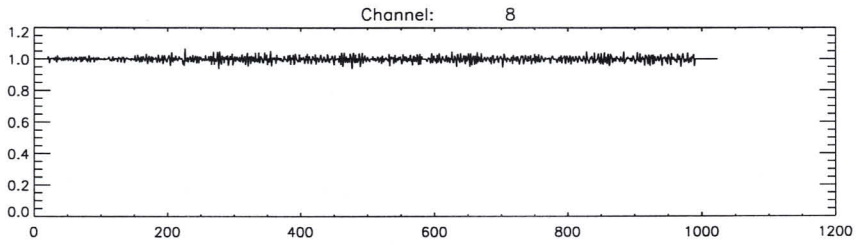
Channel: 8
1.2
1.0
0.8
0.6
0.4
0.2
0.0
0
200
400
600
800
1000
1200


Channel: PMDs
1.0
0.8
0.6
0.4
0.2
0.0
0
5
10
15

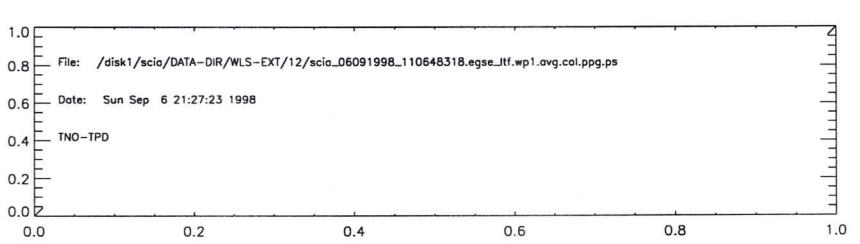
1.0
0.8
0.6
0.4
0.2
0.0
File: /disk1/scia/DATA-DIR/WLS-EXT/12/scia_06091998_110648318.egse_ltf.wp1.avg.col.ppg.ps
Date: Sun Sep 6 21:27:23 1998
TNO-TPD
0.0
0.2
0.4
0.6
0.8
1.0

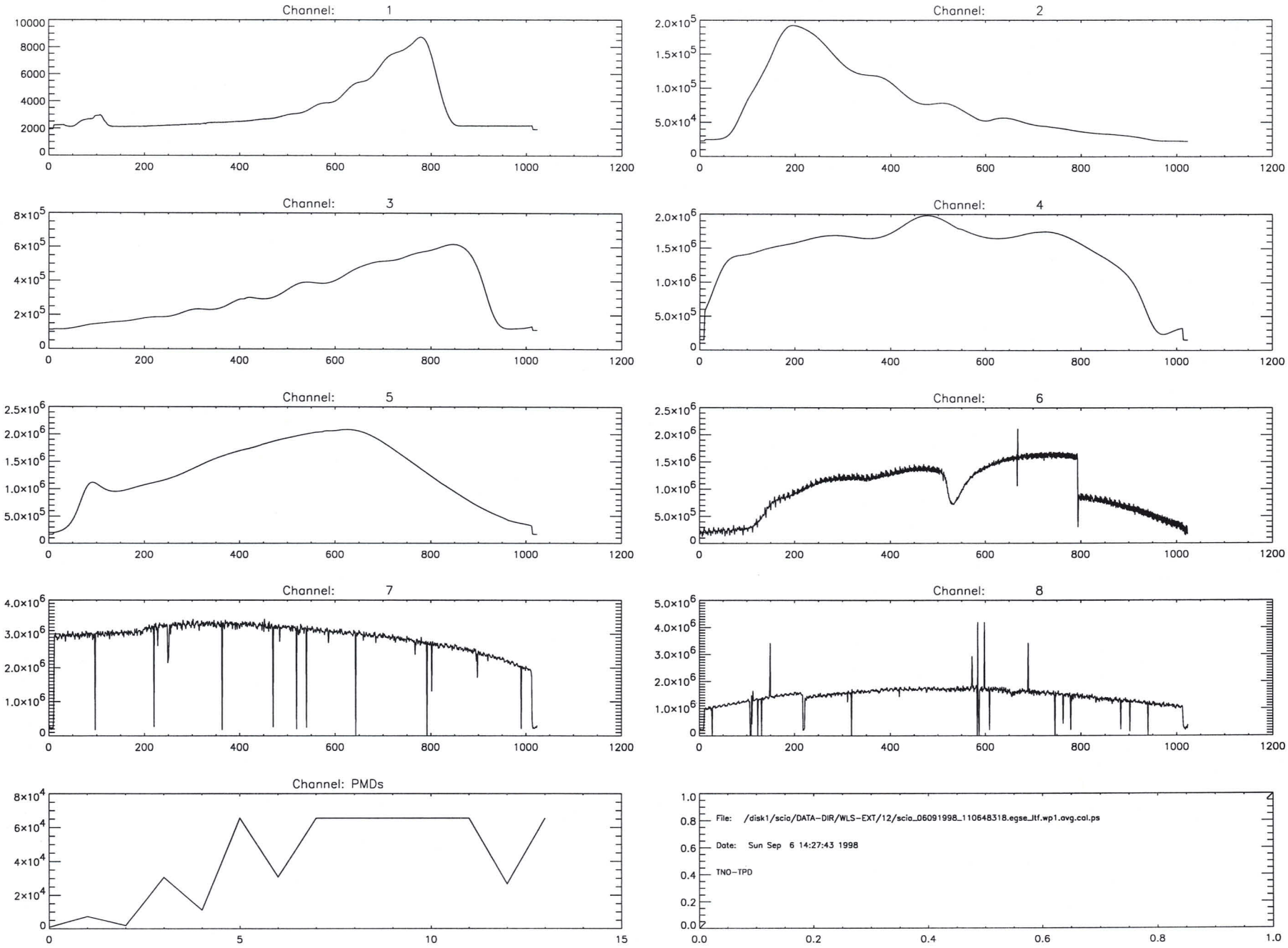
Channel: 1
Channel: 2
Channel: 3
Channel: 4
Channel: 5
Channel: 6
Channel: 7
Channel: 8
Channel: PMDs
File: /disk1/scio/DATA-DIR/WLS-EXT/12/scia_06091998_110648318.egse_itf.wp1.avg.cal.ps
Date: Sun Sep 6 14:27:43 1998
TNO-TPD

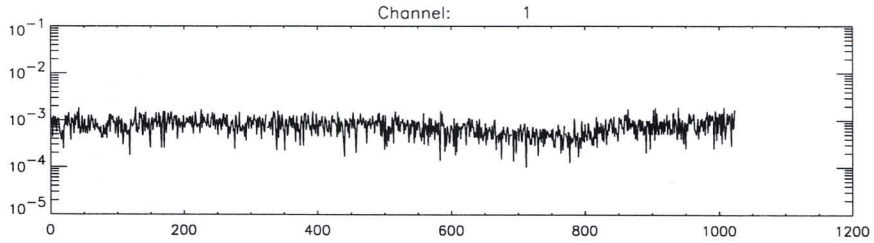
Channel: 1
10^{-1}
10^{-2}
10^{-3}
10^{-4}
10^{-5}
0
200
400
600
800
1000
1200

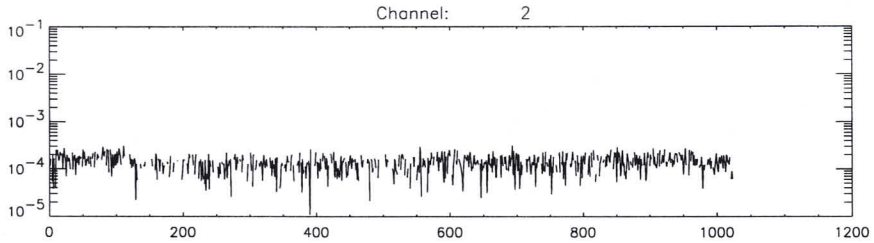
Channel: 2
10^{-1}
10^{-2}
10^{-3}
10^{-4}
10^{-5}
0
200
400
600
800
1000
1200

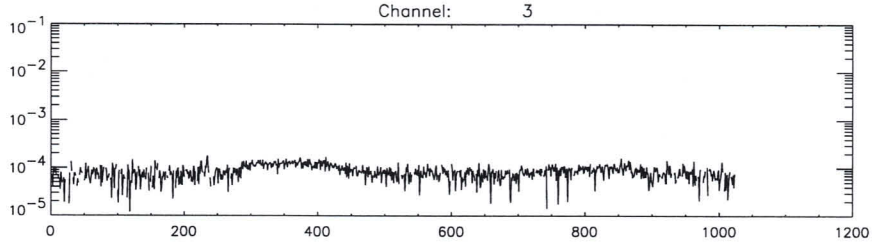
Channel: 3
10^{-1}
10^{-2}
10^{-3}
10^{-4}
10^{-5}
0
200
400
600
800
1000
1200

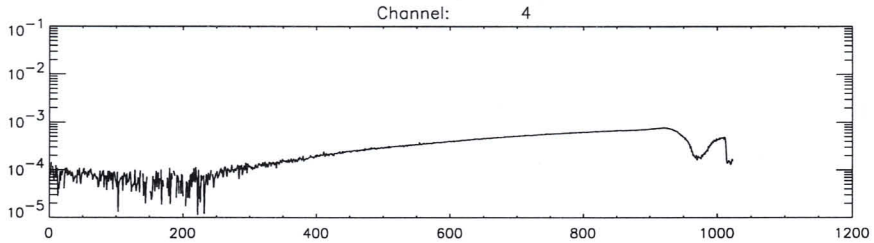
Channel: 4
10^{-1}
10^{-2}
10^{-3}
10^{-4}
10^{-5}
0
200
400
600
800
1000
1200

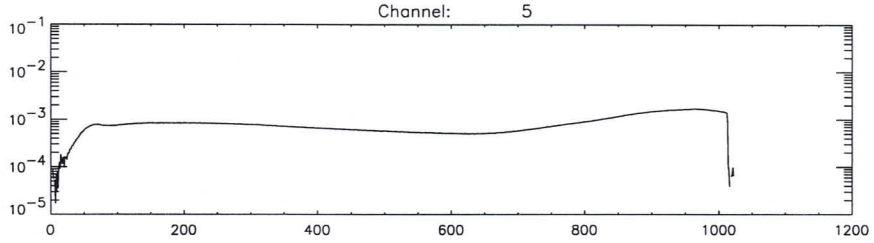
Channel: 5
10^{-1}
10^{-2}
10^{-3}
10^{-4}
10^{-5}
0
200
400
600
800
1000
1200

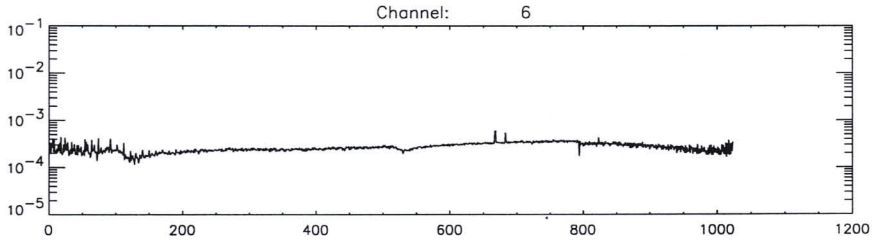
Channel: 6
10^{-1}
10^{-2}
10^{-3}
10^{-4}
10^{-5}
0
200
400
600
800
1000
1200

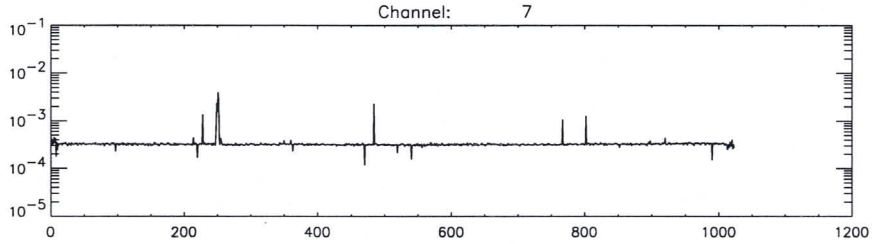
Channel: 7
10^{-1}
10^{-2}
10^{-3}
10^{-4}
10^{-5}
0
200
400
600
800
1000
1200

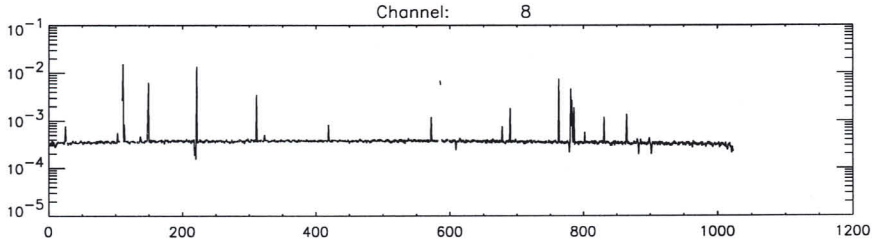
Channel: 8
10^{-1}
10^{-2}
10^{-3}
10^{-4}
10^{-5}
0
200
400
600
800
1000
1200

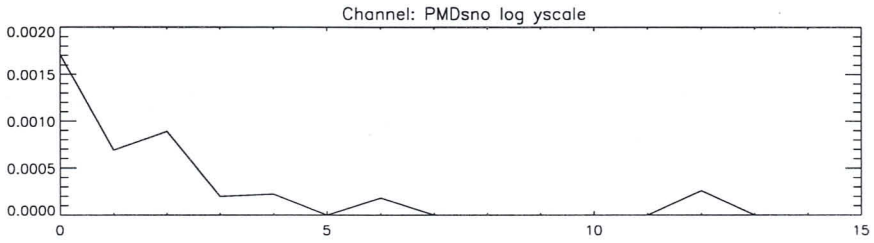
Channel: PMDsno log yscale
0.0020
0.0015
0.0010
0.0005
0.0000
0
5
10
15

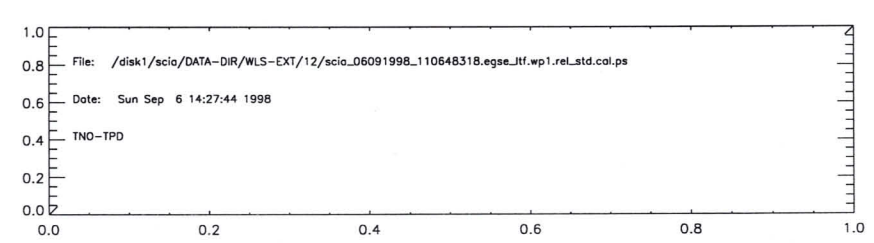
1.0
0.8
0.6
0.4
0.2
0.0
0.0
0.2
0.4
0.6
0.8
1.0
File: /disk1/scia/DATA-DIR/WLS-EXT/12/scia_06091998_110648318.egse_ltf.wp1.rel_std.cal.ps
Date: Sun Sep 6 14:27:44 1998
TNO-TPD

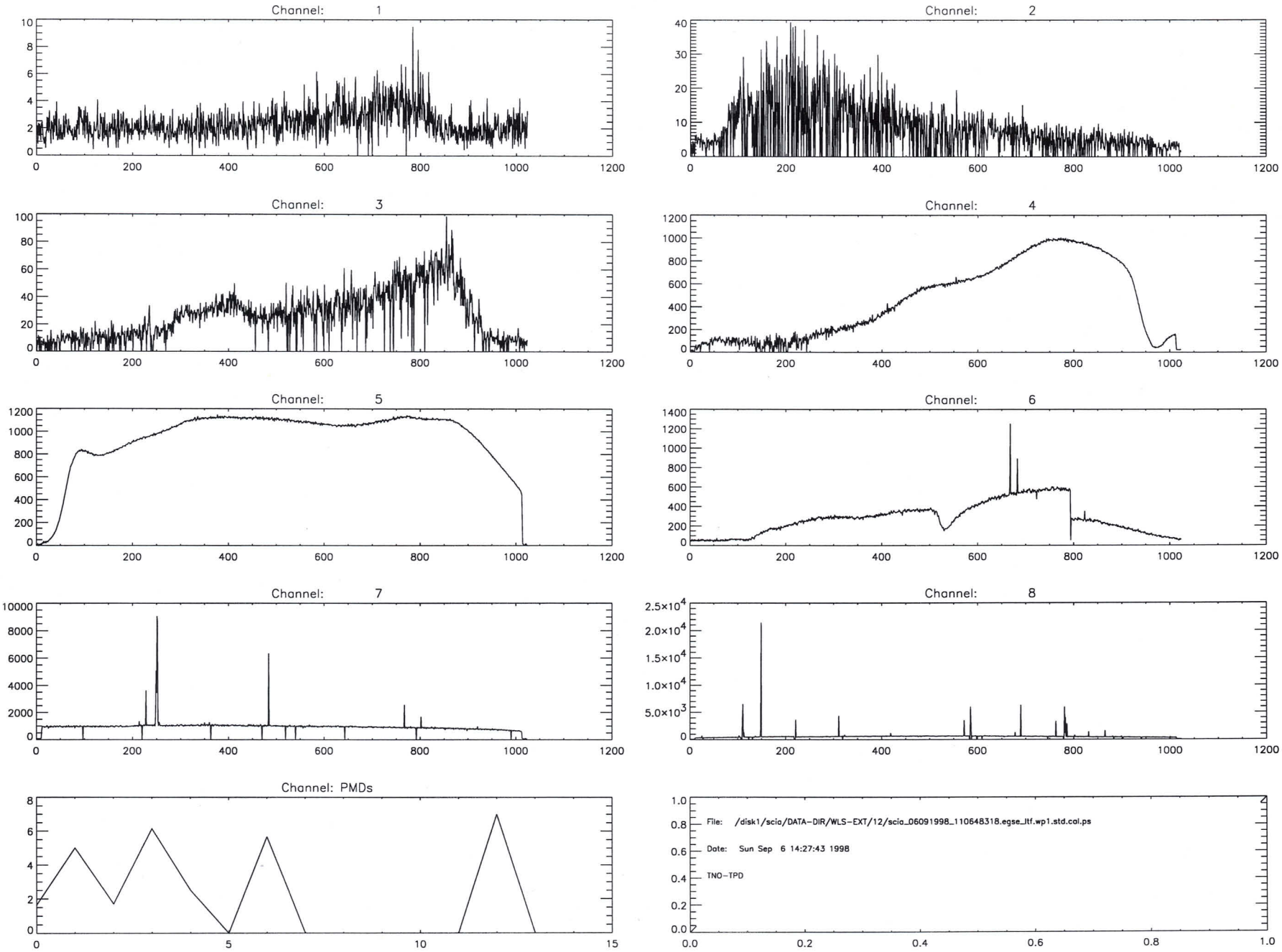
Channel: 1
Channel: 2
Channel: 3
Channel: 4
Channel: 5
Channel: 6
Channel: 7
Channel: 8
Channel: PMDs
File: /disk1/scia/DATA-DIR/WLS-EXT/12/scia_06091998_110648318.egse_itf.wp1.std.cal.ps
Date: Sun Sep 6 14:27:43 1998
TNO-TPD

#####
#####
#####
#####
#####
User: scia6!scia
#####
Title: scia_06091998_110648318.egse_ltf.wp1.avg.cal.p1.cal.log
#####
scia6
#####
Printed: Sun 21:23 Sep 06, 1998
#####
Job number: hp6mp-269
#####
#####
#####
#####
#####

Version: 0.1
Input files:

/disk1/scia/DATA-DIR/WLS-EXT/12/scia_06091998_110648318.egse_ltf.du1.avg.cal
 and

/disk1/scia/DATA-DIR/WLS-EXT/12/scia_06091998_110648318.egse_ltf.wp1.avg.cal
Action:
Generated by do_ppg: for Start of Calibration
Contains dark subtracted and normalized (divided by IT) spectrum.
Processing time: Sun Sep 6 21:26:43 1998
Output file name:
/disk1/scia/DATA-DIR/WLS-EXT/12/scia_06091998_110648318.egse_ltf.wp1.avg.cal.p

Version: 0.1
Input files:

/disk1/scia/DATA-DIR/WLS-EXT/12/scia_06091998_110648318.egse_ltf.du1.avg.cal
 and

/disk1/scia/DATA-DIR/WLS-EXT/12/scia_06091998_110648318.egse_ltf.wp1.avg.cal
Action: Computation of Pixel to pixel gain
Processing time: Sun Sep 6 21:27:22 1998
Output file name:
/disk1/scia/DATA-DIR/WLS-EXT/12/scia_06091998_110648318.egse_ltf.wp1.avg.cal.p

Version: 0.1
Input files:

/disk1/scia/DATA-DIR/WLS-EXT/12/scia_06091998_110648318.egse_ltf.du1.avg.cal
 and

/disk1/scia/DATA-DIR/WLS-EXT/12/scia_06091998_110648318.egse_ltf.wp1.avg.cal
Action: Pixel to pixel gain: postscript file
Processing time: Sun Sep 6 21:27:23 1998
Output file name:
/disk1/scia/DATA-DIR/WLS-EXT/12/scia_06091998_110648318.egse_ltf.wp1.avg.cal.p

```
time       = Sun Sep  6 14:27:44 1998
batch      = wp1
Start TOD = Sun 06-Sep-98 11:13:36
End   TOD = Sun 06-Sep-98 11:20:04
Processing= computation of average, standard dev. and rel.standard dev.
```

#####
#####
#####
#####
#####
User: scia6!scia
#####
Title: scia_06091998_110648318.egse_ltf.wp1.avg.cal.ppg.ps
#####
scia6
#####
Printed: Sun 21:23 Sep 06, 1998
#####
Job number: hp6mp-270
#####
#####
#####
#####
#####

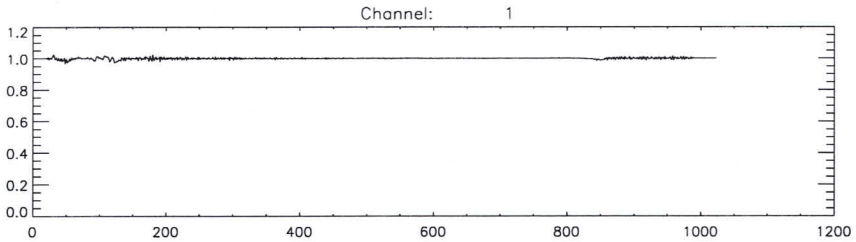
Channel: 1
1.2
1.0
0.8
0.6
0.4
0.2
0.0
0
200
400
600
800
1000
1200

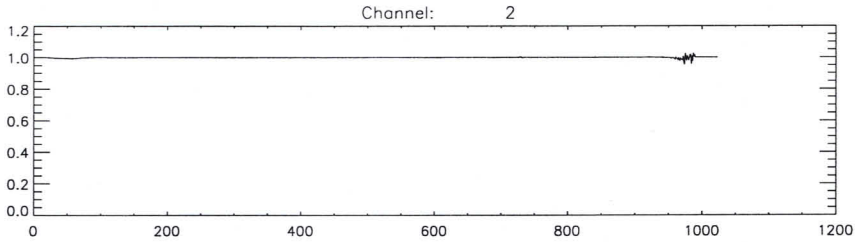
Channel: 2
1.2
1.0
0.8
0.6
0.4
0.2
0.0
0
200
400
600
800
1000
1200

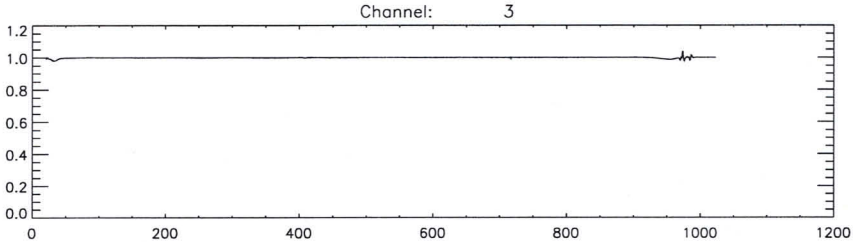
Channel: 3
1.2
1.0
0.8
0.6
0.4
0.2
0.0
0
200
400
600
800
1000
1200

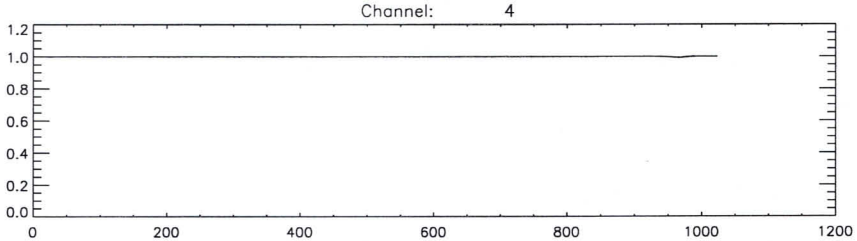
Channel: 4
1.2
1.0
0.8
0.6
0.4
0.2
0.0
0
200
400
600
800
1000
1200

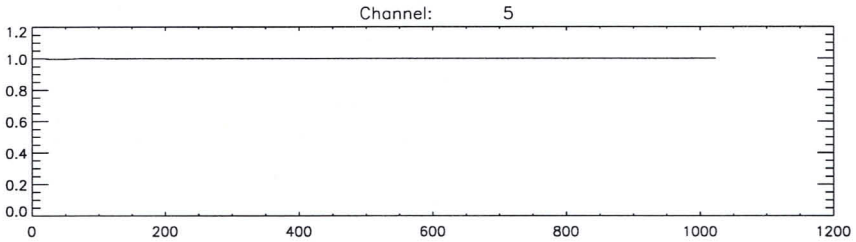
Channel: 5
1.2
1.0
0.8
0.6
0.4
0.2
0.0
0
200
400
600
800
1000
1200

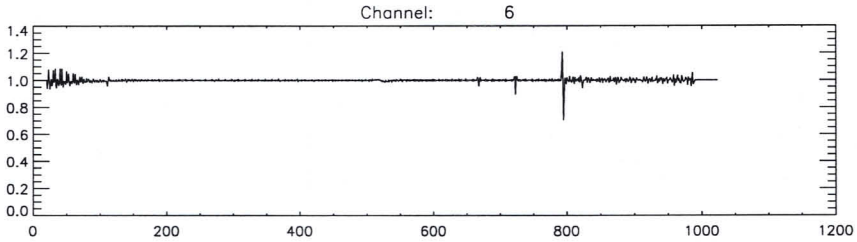
Channel: 6
1.4
1.2
1.0
0.8
0.6
0.4
0.2
0.0
0
200
400
600
800
1000
1200

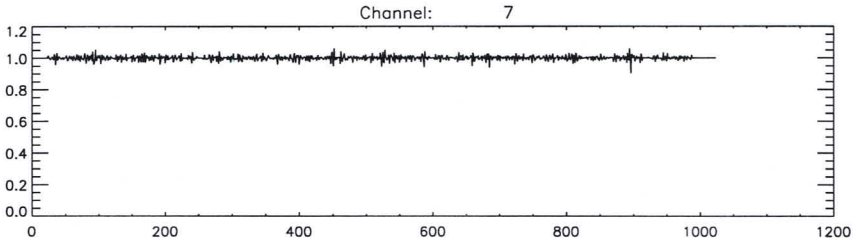
Channel: 7
1.2
1.0
0.8
0.6
0.4
0.2
0.0
0
200
400
600
800
1000
1200

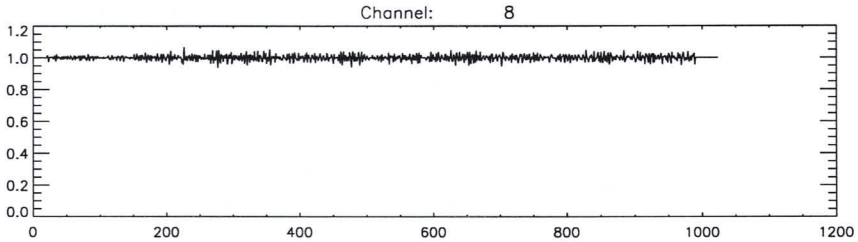
Channel: 8
1.2
1.0
0.8
0.6
0.4
0.2
0.0
0
200
400
600
800
1000
1200


Channel: PMDs
1.0
0.8
0.6
0.4
0.2
0.0
0
5
10
15

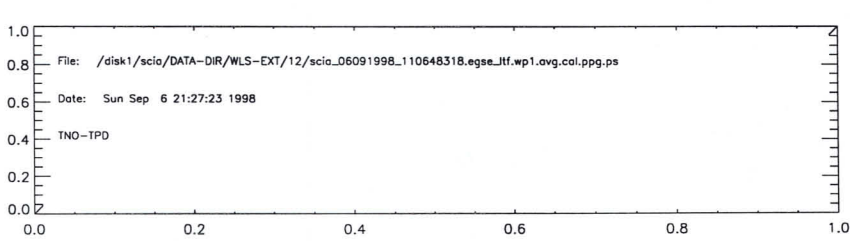
File: /disk1/scia/DATA-DIR/WLS-EXT/12/scia_06091998_110648318.egse_ltf.wp1.avg.cal.ppg.ps
Date: Sun Sep 6 21:27:23 1998
TNO-TPD
1.0
0.8
0.6
0.4
0.2
0.0
0.0
0.2
0.4
0.6
0.8
1.0

#####
#####
#####
#####
#####
User: scia6!scia
#####
Title: scia_06091998_110648318.egse_ltf.wp1.avg.cal.ppg.cal.log
#####
scia6
#####
Printed: Sun 21:24 Sep 06, 1998
#####
Job number: hp6mp-271
#####
#####
#####
#####
#####

Version: 0.1
Input files:

/disk1/scia/DATA-DIR/WLS-EXT/12/scia_06091998_110648318.egse_ltf.du1.avg.cal
 and

/disk1/scia/DATA-DIR/WLS-EXT/12/scia_06091998_110648318.egse_ltf.wp1.avg.cal
Action: Computation of Pixel to pixel gain
Processing time: Sun Sep 6 21:27:22 1998
Output file name:
/disk1/scia/DATA-DIR/WLS-EXT/12/scia_06091998_110648318.egse_ltf.wp1.avg.cal.p

Version: 0.1
Input files:

/disk1/scia/DATA-DIR/WLS-EXT/12/scia_06091998_110648318.egse_ltf.du1.avg.cal
 and

/disk1/scia/DATA-DIR/WLS-EXT/12/scia_06091998_110648318.egse_ltf.wp1.avg.cal
Action: Pixel to pixel gain: postscript file
Processing time: Sun Sep 6 21:27:23 1998
Output file name:
/disk1/scia/DATA-DIR/WLS-EXT/12/scia_06091998_110648318.egse_ltf.wp1.avg.cal.p

	LOG SHEET SCHIAMACHY CALIBRATION	
Date/Time	**Description of action**	**Measurement directory**
7-9-1998 2:50 UTC	Analysing SLS-ext (Pt Cr Ne - lamp) step 7-2 only the Slitfunction-external will be analised Spec-Cal is not useful Strange pixel: 7783 channels a "dip" in the Gauss	~/SLS_EXT/4

Formal Run of Measurement

(Measurement ID) SLS_EXT

Request for Actual Status		(cross out entries that are **not** requested.)
Request for Modification		(fill in only entries to be modified)
Request for Run	X	(no entries = run based on actual default settings)

Scanner Positions

Azimuth	745.000	deg
Elevation	−45.000	deg

S 17.2

Timeline for each Data Acquisition Period during Measurement

	1	2	3	4	5	6	7	8	9	10
State ID	1									
Repetitions	5									

State Parameters for States used in Timeline (State ID must be given)

Channel	PET [s] or H#	Co-Adding	PET [s] or H#	Co-Adding	PET [s] or H#	Co-Adding	PET [s] or H#	Co-Adding
1a	32	2						
1b	32	2						
2b	32	2						
2a	32	2						
3	1	64						
4	0.5	64						
5	4	16						
6	0.5	64						
7	1	64						
8	1	64						
State ID								

Stimuli Settings for Existing Blocks in Measurement

Block No	Stimuli Setup ID	PPC [deg]	Polarizer [deg]	Shutter open/close	Acquisition Time [s]	Lambda [nm] Start	Stop	Step	Repetition Factor	Message	OS Setup Time [s]
1	2	15.0	171.6	OPEN	1	240	240	0	1	SS1	12
2	2	15.0	85.4	OPEN	1	240	240	0	1	SP1	20
3	2	15.0	85.4	CLOSE	1	240	240	0	1	DU1	8

Measurement Data Description

Test Purpose	UID_1
Remark	
Data Directory	0249_11.46.05_SLS_EXT

Signatures

	Date	Signature
Issued		
< Performed	6/9/98	

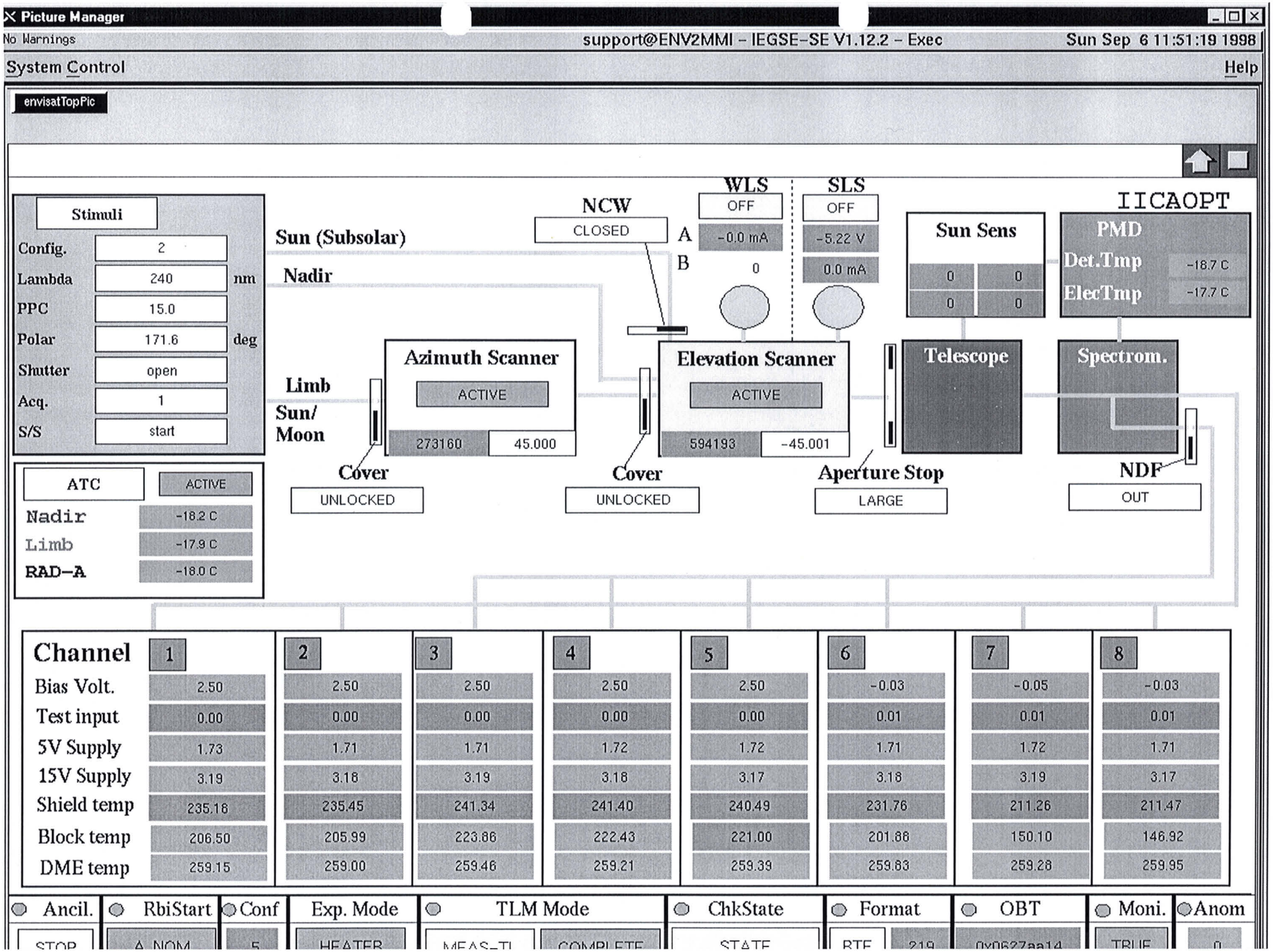
Picture Manager
No Warnings
support@ENV2MMI - IEGSE-SE V1.12.2 - Exec
Sun Sep 6 11:51:19 1998
System Control
Help
envisatTopPic
Stimuli
Config. 2
Lambda 240 nm
PPC 15.0
Polar 171.6 deg
Shutter open
Acq. 1
S/S start
ATC ACTIVE
Nadir -18.2 C
Limb -17.9 C
RAD-A -18.0 C
Sun (Subsolar)
Nadir
Limb
Sun/
Moon
NCW
CLOSED
WLS
OFF
A -0.0 mA
B 0
SLS
OFF
-5.22 V
0.0 mA
Sun Sens
0 0
0 0
IICAOPT
PMD
Det.Tmp -18.7 C
ElecTmp -17.7 C
Azimuth Scanner
ACTIVE
273160 45.000
Elevation Scanner
ACTIVE
594193 -45.001
Telescope
Spectrom.
Cover
UNLOCKED
Cover
UNLOCKED
Aperture Stop
LARGE
NDF
OUT
Channel 1 2 3 4 5 6 7 8
Bias Volt. 2.50 2.50 2.50 2.50 2.50 -0.03 -0.05 -0.03
Test input 0.00 0.00 0.00 0.00 0.00 0.01 0.01 0.01
5V Supply 1.73 1.71 1.71 1.72 1.72 1.71 1.72 1.71
15V Supply 3.19 3.18 3.19 3.18 3.17 3.18 3.19 3.17
Shield temp 235.16 235.45 241.34 241.40 240.49 231.76 211.26 211.47
Block temp 206.50 205.99 223.86 222.43 221.00 201.88 150.10 146.92
DME temp 259.15 259.00 259.46 259.21 259.39 259.83 259.28 259.95
Ancil.
RbiStart
Conf
Exp. Mode
TLM Mode
ChkState
Format
OBT
Moni.
Anom
STOP
A_NOM
5
HEATER
MEAS_TL
COMPLETE
STATE
RTE
219
0x0627aa14
TRUE
0

Slitfunction extern

STEP	ACTION	RESULT	MARKER
Intro	Your name: Date:	Gerard Otter 07-09-1998	
	What's the name of the (main) data input files generated by the EGSE? `(*.dat)`	scia_06091998_114916259	(A)
	Setup a three-window configuration on your SUN.		See course descr.

Cnstr directory	`cd ~/DATA-DIR/SLIT_FUNCTION_EXT ; ls -l`
	highest number in directory?
	New directory: `mkdir <B+1>`
	`ls -l`
	What's now the highest number in directory?
	<C> should be <B> + 1
		3
		4
		Y / N
			Note: In window DATA-DIR
			(B)
			(C)

	directory name is:	~/DATA-DIR/SLIT_FUNCTION/<C>	(DIR-NAME)
Copy data	See Analysis sheet: Transfer Data File	Y / N	In DATA-DIR window
Cnstr EGSE_LTF	`cal_raw2ltf .` (Error messages are not necessarily fatal; check with SOLAN --in solan window-- whether output file is okay: there should be a signal present, and `dremark1` labels should be filled) `ls -l *.egse_ltf` What's the name of the egse_ltf file <D> should be <A>.egse_ltf	(A) Y / N	Note: In window DATA-DIR; ***don't forget the dot !!!*** *May take more than 15 mins.* (D)
Cnstr CAL files	`idl run_averscia` (and select file <D> when asked)		Note: In window IDL
Check CAL files	Dark files: `ls -l *du*.avg.cal`		In DATA-DIR window
	size:	146 k	should be approx 150kb
	White light file:		

Slitfunction – extern

Check slit	`ls -l *.ps`		In DATA-DIR window
	Size of file `*.ps`	2,8 Mb	should be approx a few kilobytes
CheckSlit visually	lpr -P<printer> *.ps and add to logbook. `lpr -P<printer> *.ps` Approximated function should "follow" the measured peaks.	(Y)/N = see logsheet	
	Add postscript images to logbook, done	(Y)/N	
Print logfiles	`lpr -P<printer> *.log`		
	Add logfiles to logbook, done	(Y)/N	
Back up	Create 3 sets of backup CDs of directory <DIR-NAME> (One CD has a capacity of 600 Mbytes, the UNIX command `/usr/bin/du -k .` gives the number of kilo bytes in the current directory). Name of backup CDs	not yet	See analysis sheet BackUp
Sign:	Name	Gerard Otter	
	Date and time	7-9-1998	
	Signature		

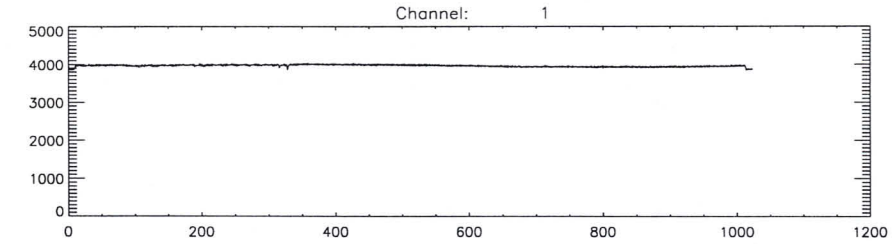
Channel: 1
5000
4000
3000
2000
1000
0
0
200
400
600
800
1000
1200

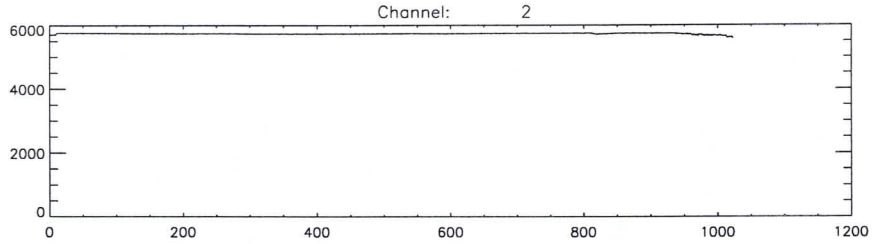
Channel: 2
6000
4000
2000
0
0
200
400
600
800
1000
1200

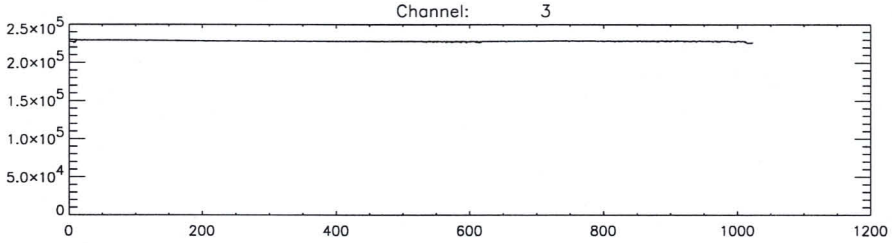
Channel: 3
2.5×10^5
2.0×10^5
1.5×10^5
1.0×10^5
5.0×10^4
0
0
200
400
600
800
1000
1200

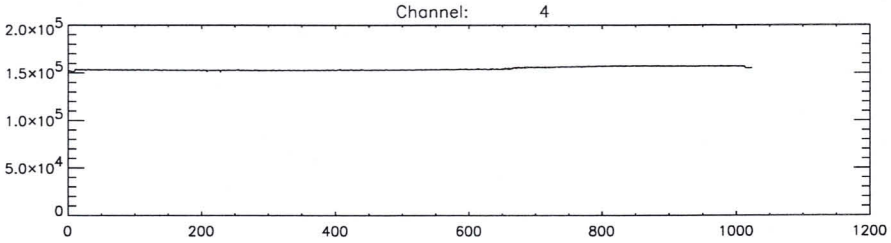
Channel: 4
2.0×10^5
1.5×10^5
1.0×10^5
5.0×10^4
0
0
200
400
600
800
1000
1200

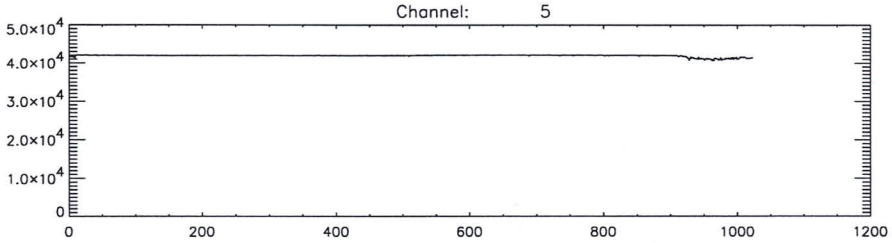
Channel: 5
5.0×10^4
4.0×10^4
3.0×10^4
2.0×10^4
1.0×10^4
0
0
200
400
600
800
1000
1200

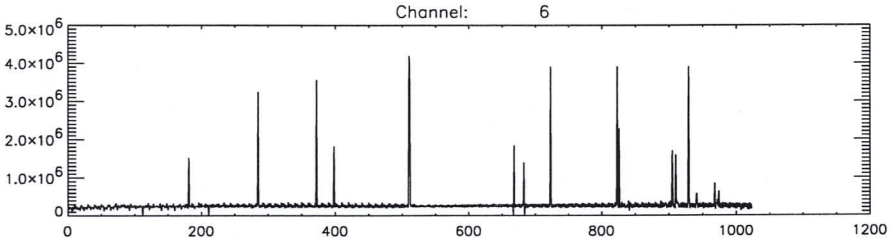
Channel: 6
5.0×10^6
4.0×10^6
3.0×10^6
2.0×10^6
1.0×10^6
0
0
200
400
600
800
1000
1200

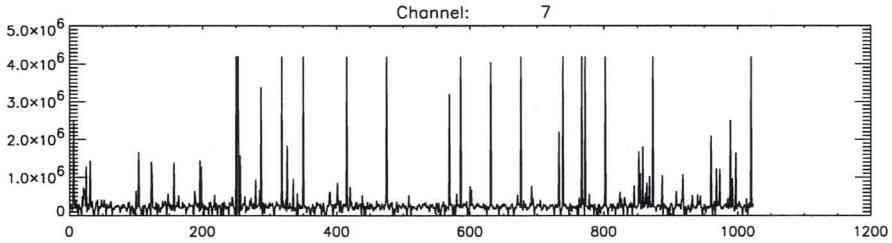
Channel: 7
5.0×10^6
4.0×10^6
3.0×10^6
2.0×10^6
1.0×10^6
0
0
200
400
600
800
1000
1200

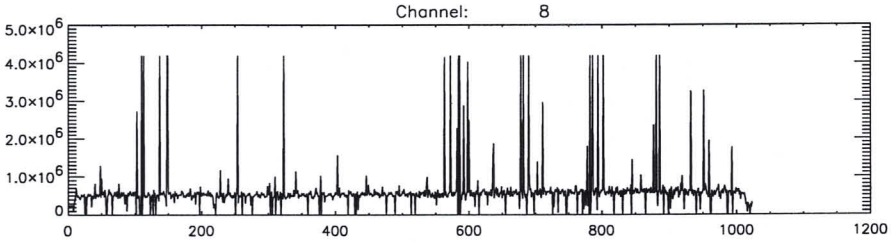
Channel: 8
5.0×10^6
4.0×10^6
3.0×10^6
2.0×10^6
1.0×10^6
0
0
200
400
600
800
1000
1200

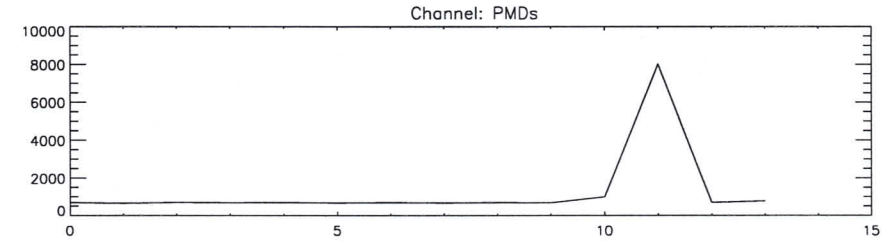
Channel: PMDs
10000
8000
6000
4000
2000
0
0
5
10
15

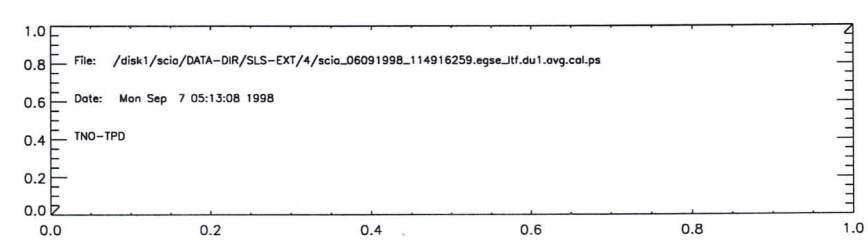
File: /disk1/scia/DATA-DIR/SLS-EXT/4/scia_06091998_114916259.egse_itf.du1.avg.cal.ps
Date: Mon Sep 7 05:13:08 1998
TNO-TPD
1.0
0.8
0.6
0.4
0.2
0.0
0.0
0.2
0.4
0.6
0.8
1.0

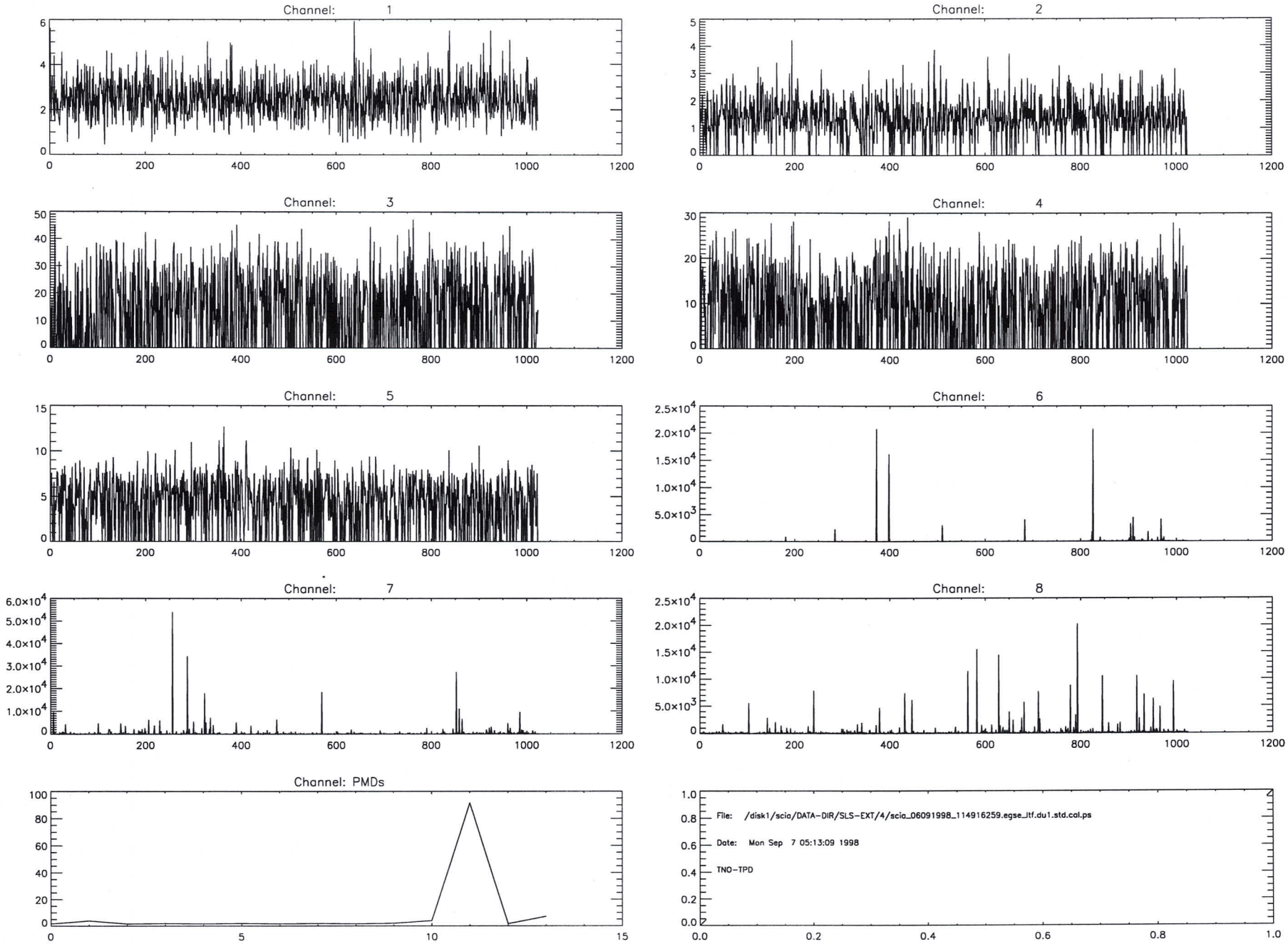
Channel: 1
Channel: 2
Channel: 3
Channel: 4
Channel: 5
Channel: 6
Channel: 7
Channel: 8
Channel: PMDs
File: /disk1/scia/DATA-DIR/SLS-EXT/4/scia_06091998_114916259.egse_ltf.du1.std.cal.ps
Date: Mon Sep 7 05:13:09 1998
TNO-TPD

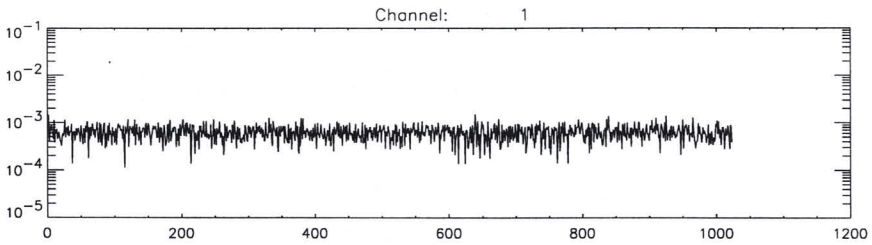
Channel: 1
10^{-1}
10^{-2}
10^{-3}
10^{-4}
10^{-5}
0
200
400
600
800
1000
1200

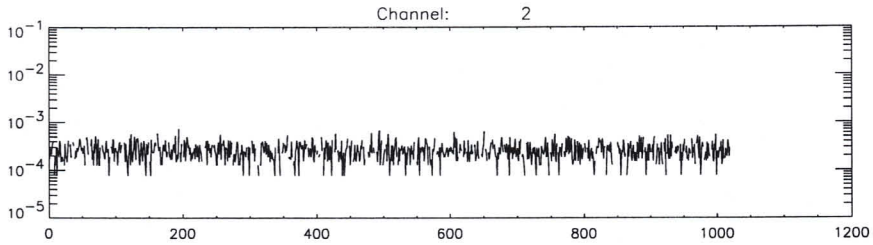
Channel: 2
10^{-1}
10^{-2}
10^{-3}
10^{-4}
10^{-5}
0
200
400
600
800
1000
1200

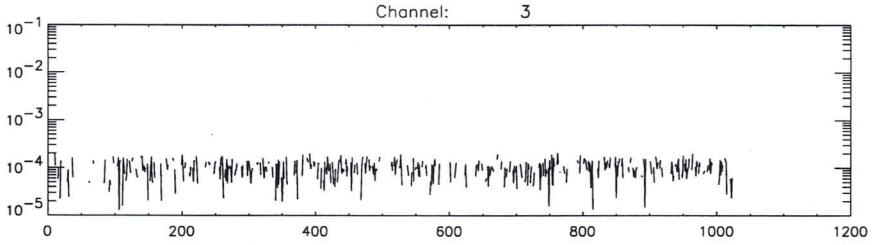
Channel: 3
10^{-1}
10^{-2}
10^{-3}
10^{-4}
10^{-5}
0
200
400
600
800
1000
1200

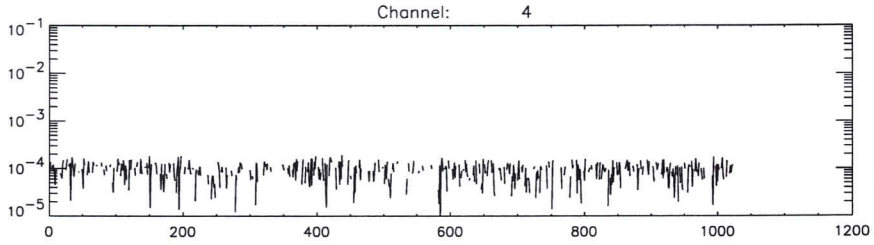
Channel: 4
10^{-1}
10^{-2}
10^{-3}
10^{-4}
10^{-5}
0
200
400
600
800
1000
1200

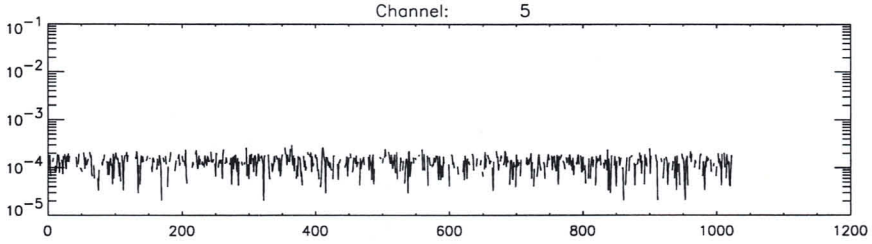
Channel: 5
10^{-1}
10^{-2}
10^{-3}
10^{-4}
10^{-5}
0
200
400
600
800
1000
1200

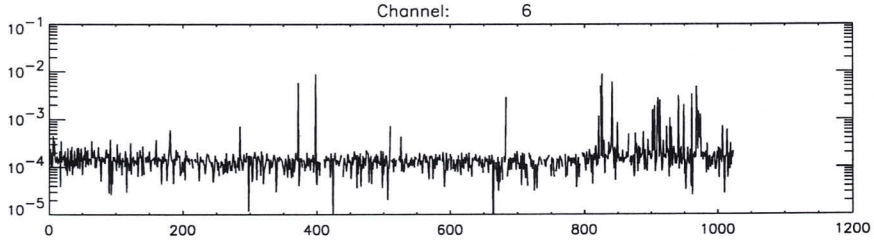
Channel: 6
10^{-1}
10^{-2}
10^{-3}
10^{-4}
10^{-5}
0
200
400
600
800
1000
1200

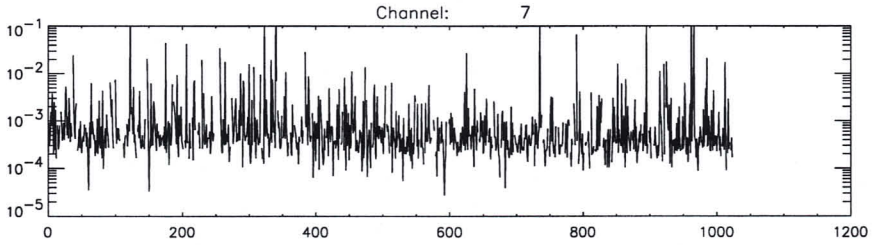
Channel: 7
10^{-1}
10^{-2}
10^{-3}
10^{-4}
10^{-5}
0
200
400
600
800
1000
1200

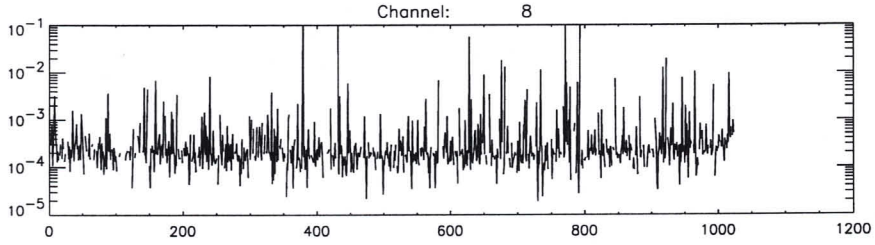
Channel: 8
10^{-1}
10^{-2}
10^{-3}
10^{-4}
10^{-5}
0
200
400
600
800
1000
1200

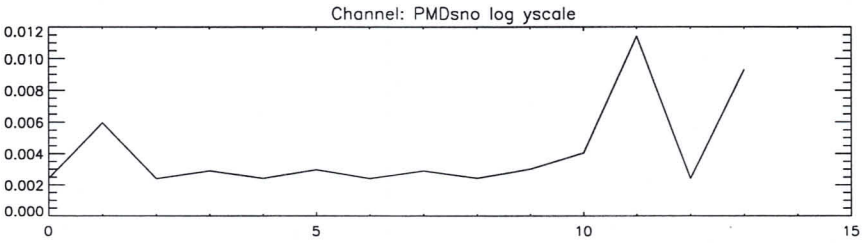
Channel: PMDsno log yscale
0.012
0.010
0.008
0.006
0.004
0.002
0.000
0
5
10
15

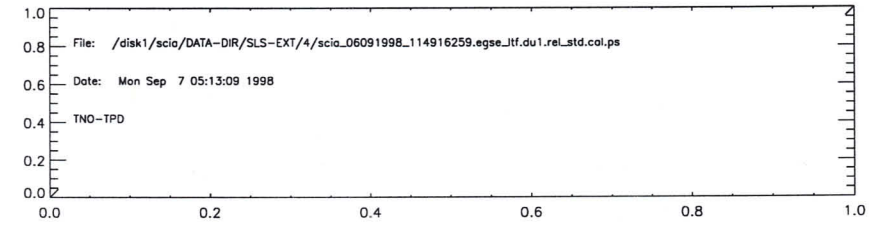
File: /disk1/scio/DATA-DIR/SLS-EXT/4/scia_06091998_114916259.egse_ltf.du1.rel_std.cal.ps
Date: Mon Sep 7 05:13:09 1998
TNO-TPD
1.0
0.8
0.6
0.4
0.2
0.0
0.0
0.2
0.4
0.6
0.8
1.0

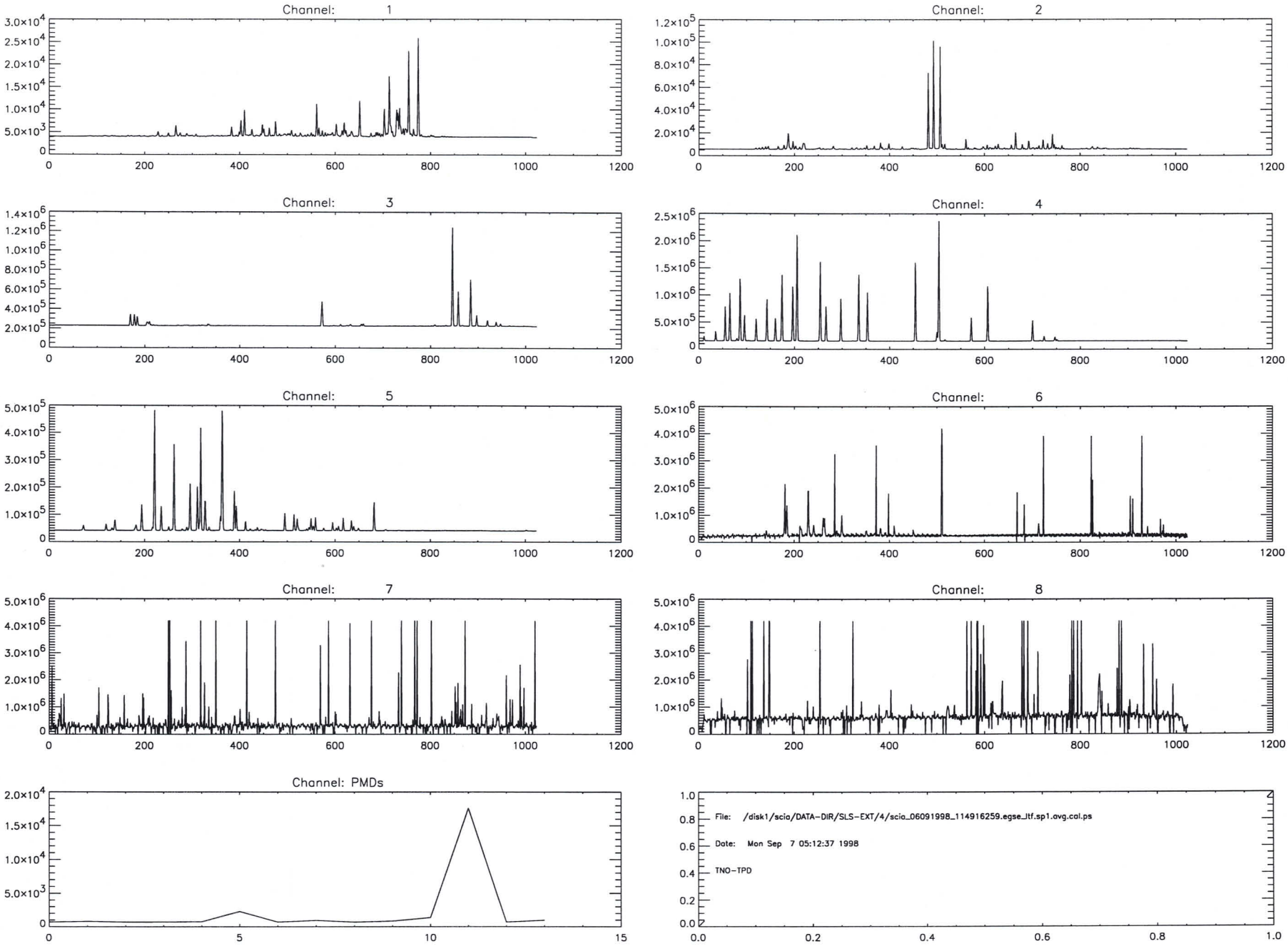
Channel: 1
Channel: 2
Channel: 3
Channel: 4
Channel: 5
Channel: 6
Channel: 7
Channel: 8
Channel: PMDs
File: /disk1/scio/DATA-DIR/SLS-EXT/4/scio_06091998_114916259.egse_ltf.sp1.avg.cal.ps
Date: Mon Sep 7 05:12:37 1998
TNO-TPD

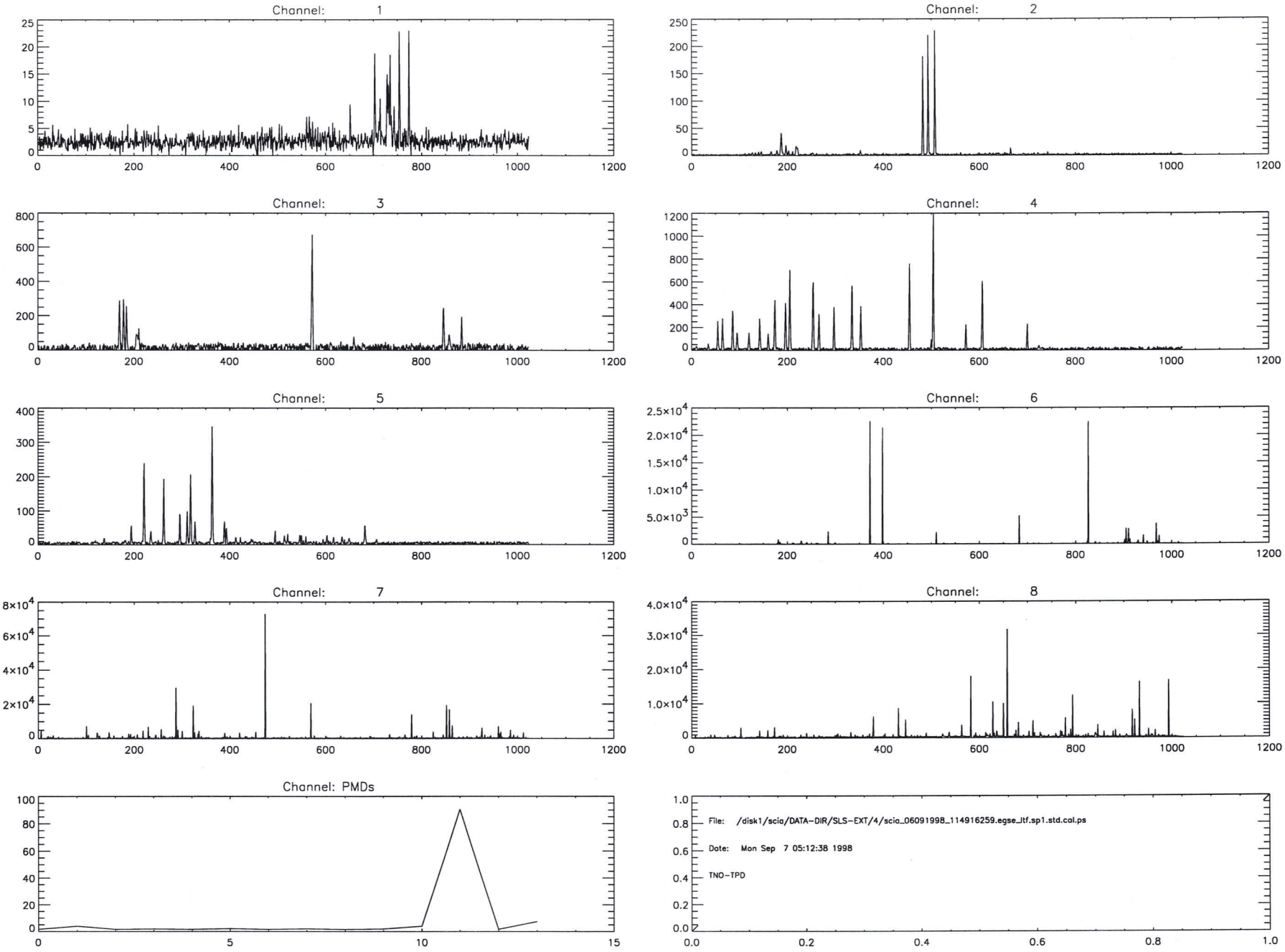
Channel: 1
Channel: 2
Channel: 3
Channel: 4
Channel: 5
Channel: 6
Channel: 7
Channel: 8
Channel: PMDs
File: /disk1/scia/DATA-DIR/SLS-EXT/4/scia_06091998_114916259.egse_ltf.sp1.std.cal.ps
Date: Mon Sep 7 05:12:38 1998
TNO-TPD

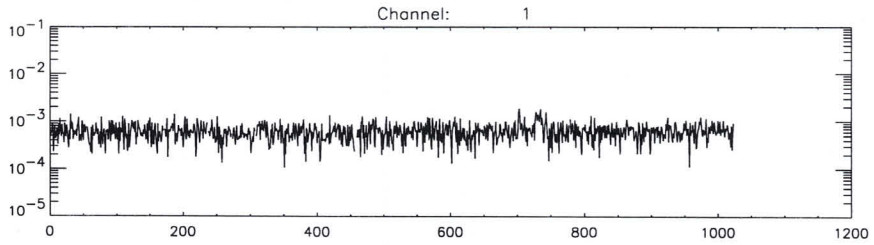
Channel: 1
10^{-1}
10^{-2}
10^{-3}
10^{-4}
10^{-5}
0
200
400
600
800
1000
1200

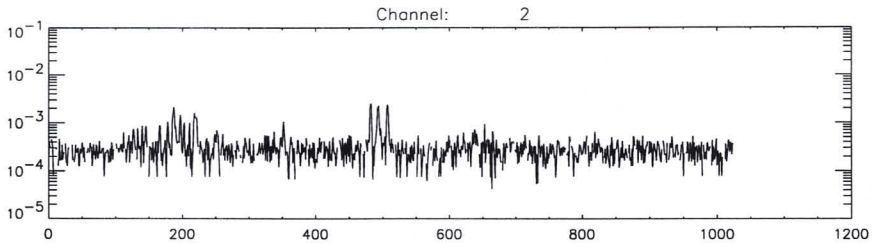
Channel: 2
10^{-1}
10^{-2}
10^{-3}
10^{-4}
10^{-5}
0
200
400
600
800
1000
1200

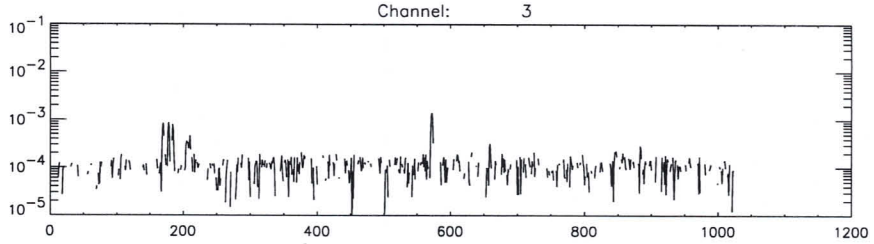
Channel: 3
10^{-1}
10^{-2}
10^{-3}
10^{-4}
10^{-5}
0
200
400
600
800
1000
1200

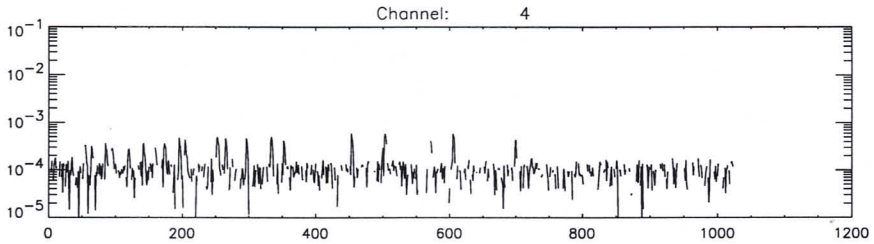
Channel: 4
10^{-1}
10^{-2}
10^{-3}
10^{-4}
10^{-5}
0
200
400
600
800
1000
1200

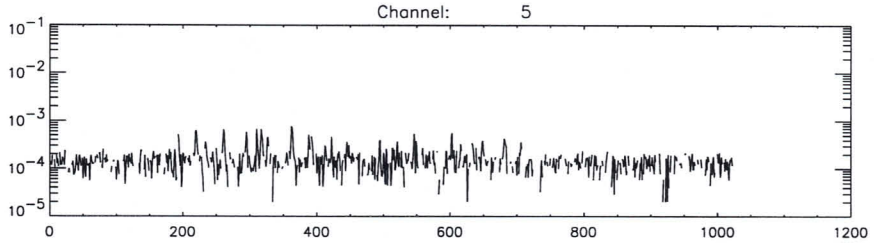
Channel: 5
10^{-1}
10^{-2}
10^{-3}
10^{-4}
10^{-5}
0
200
400
600
800
1000
1200

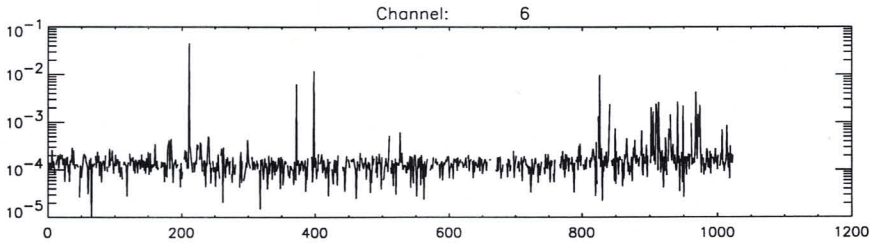
Channel: 6
10^{-1}
10^{-2}
10^{-3}
10^{-4}
10^{-5}
0
200
400
600
800
1000
1200

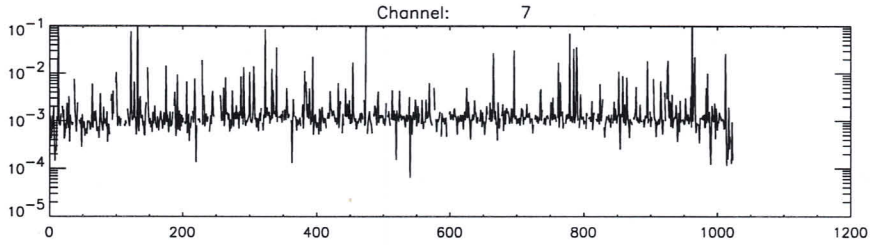
Channel: 7
10^{-1}
10^{-2}
10^{-3}
10^{-4}
10^{-5}
0
200
400
600
800
1000
1200

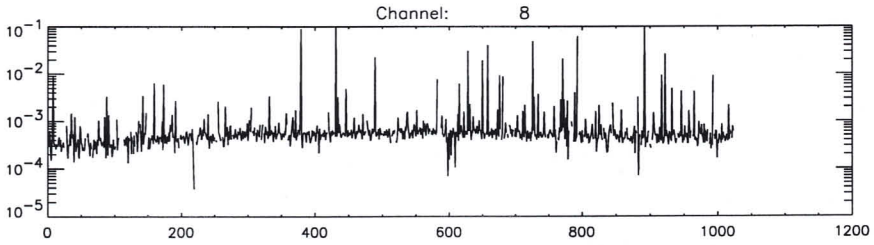
Channel: 8
10^{-1}
10^{-2}
10^{-3}
10^{-4}
10^{-5}
0
200
400
600
800
1000
1200

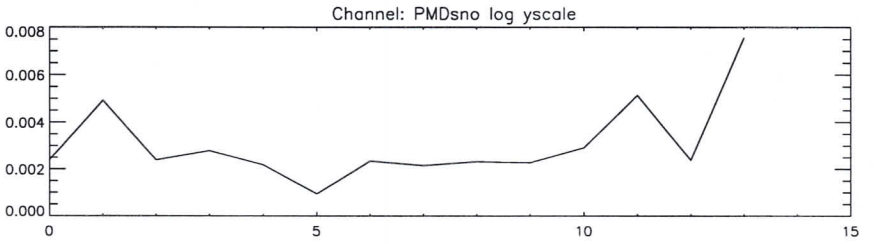
Channel: PMDsno log yscale
0.008
0.006
0.004
0.002
0.000
0
5
10
15

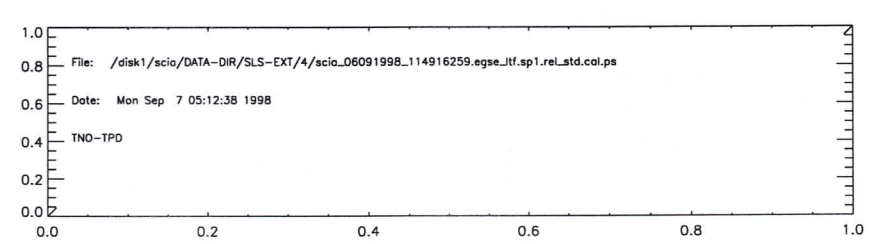
File: /disk1/scia/DATA-DIR/SLS-EXT/4/scia_06091998_114916259.egse_ltf.sp1.rel_std.cal.ps
Date: Mon Sep 7 05:12:38 1998
TNO-TPD
1.0
0.8
0.6
0.4
0.2
0.0
0.0
0.2
0.4
0.6
0.8
1.0

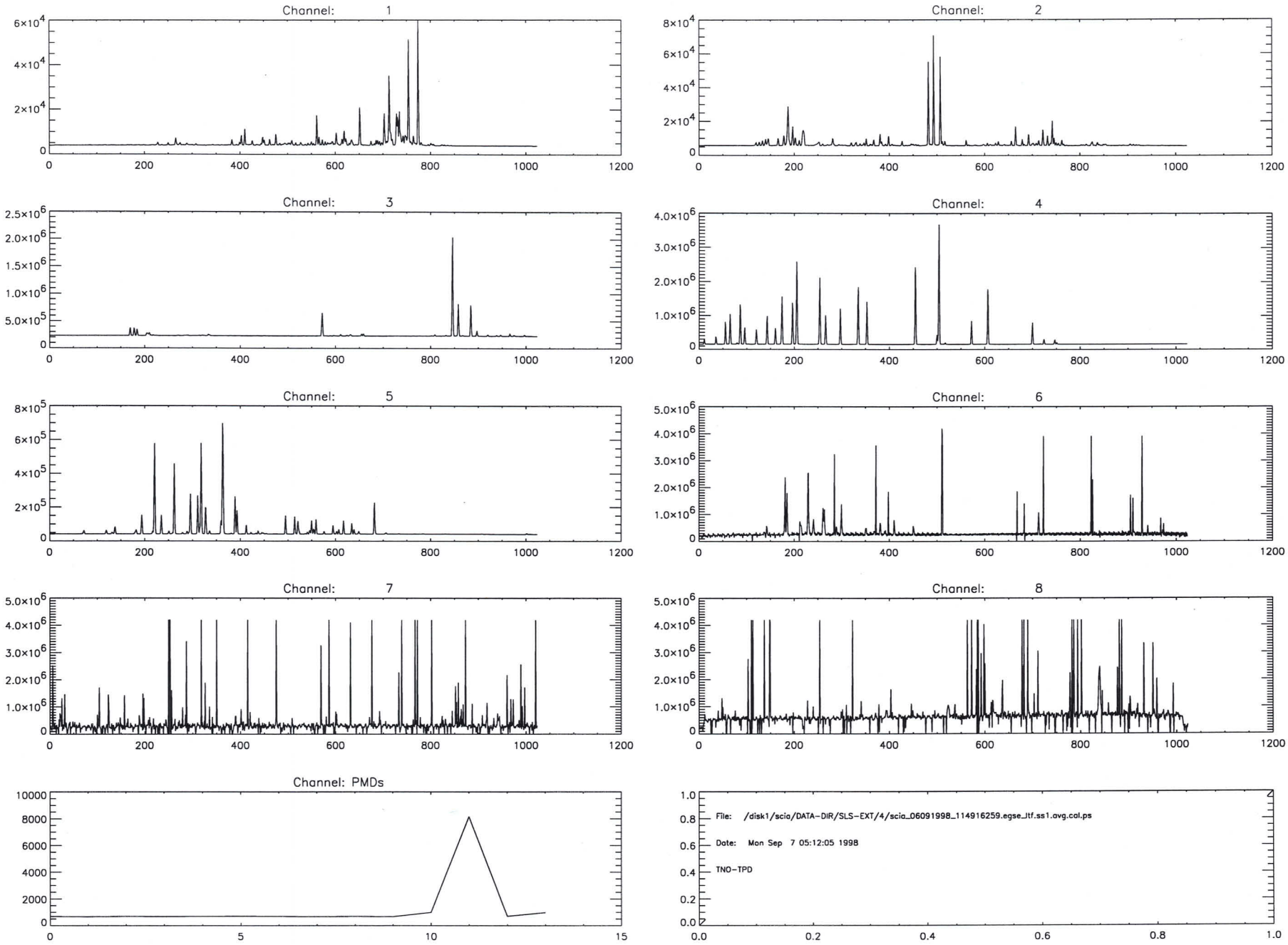
Channel: 1
Channel: 2
Channel: 3
Channel: 4
Channel: 5
Channel: 6
Channel: 7
Channel: 8
Channel: PMDs
File: /disk1/scia/DATA-DIR/SLS-EXT/4/scia_06091998_114916259.egse_itf.ss1.avg.cal.ps
Date: Mon Sep 7 05:12:05 1998
TNO-TPD

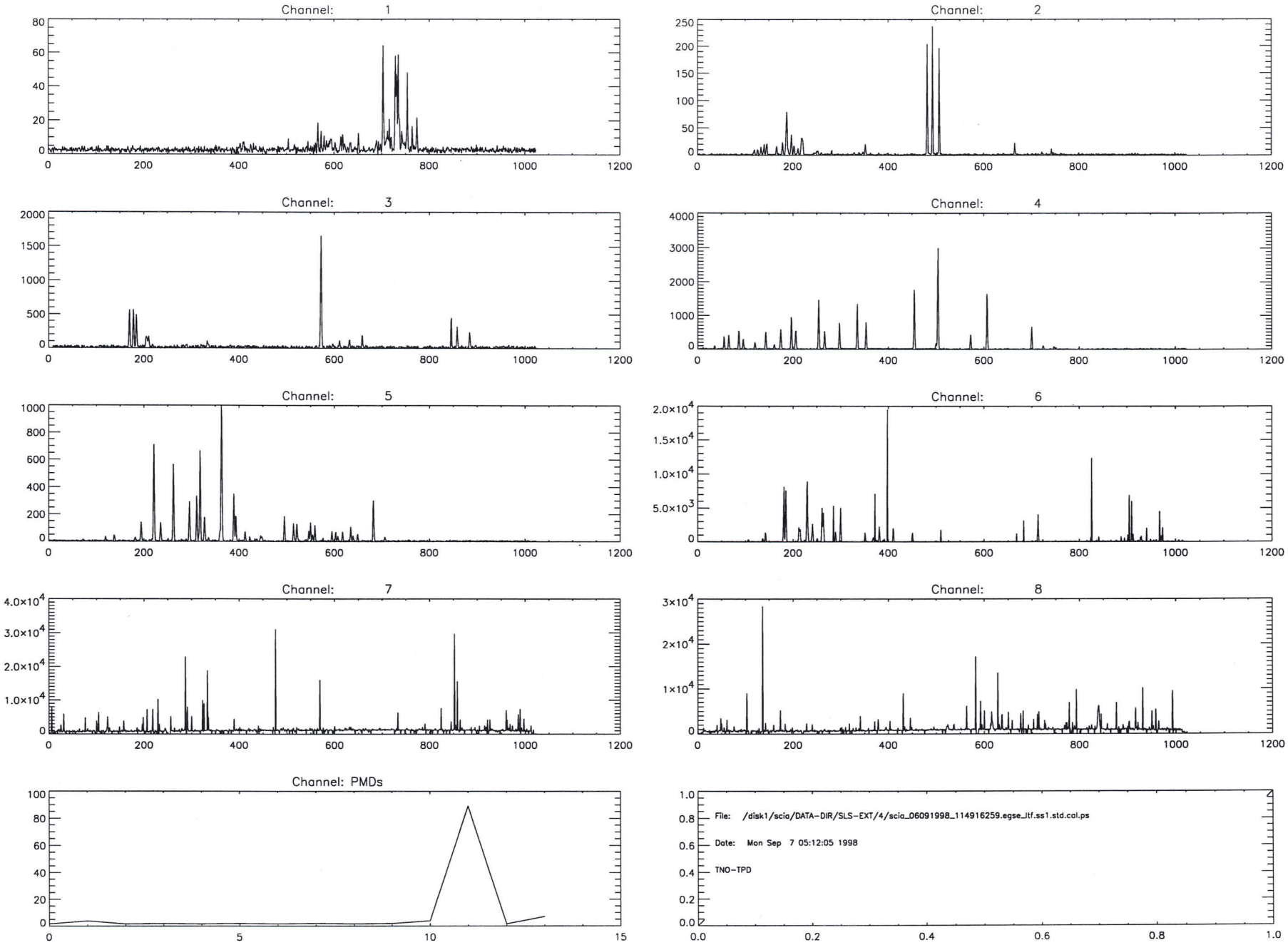
Channel: 1
Channel: 2
Channel: 3
Channel: 4
Channel: 5
Channel: 6
Channel: 7
Channel: 8
Channel: PMDs
File: /disk1/scia/DATA-DIR/SLS-EXT/4/scia_06091998_114916259.egse_itf.ss1.std.cal.ps
Date: Mon Sep 7 05:12:05 1998
TNO-TPD

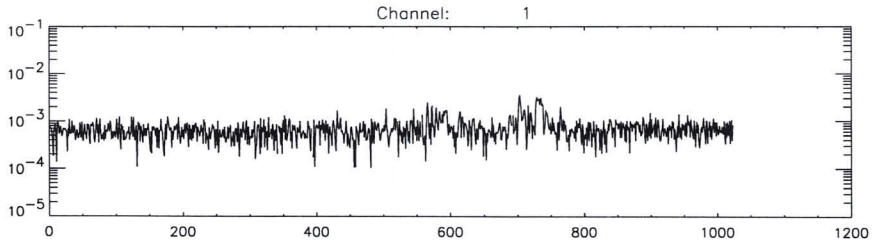
Channel: 1

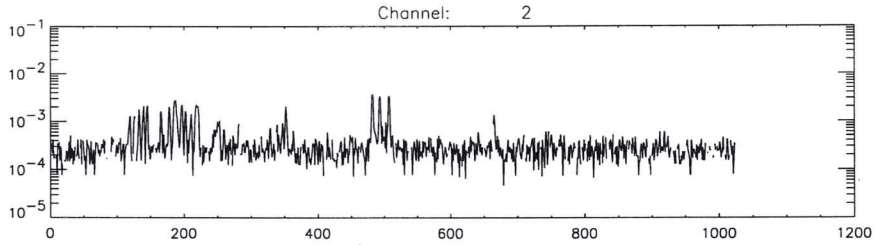
Channel: 2

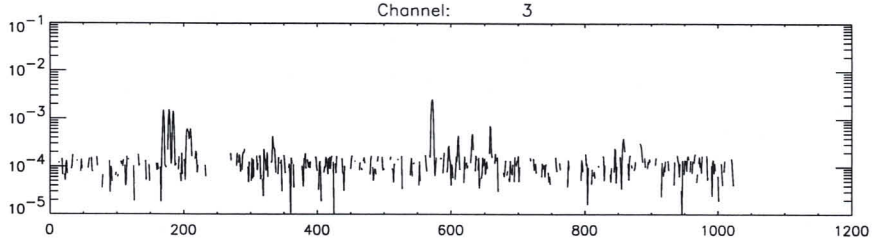
Channel: 3

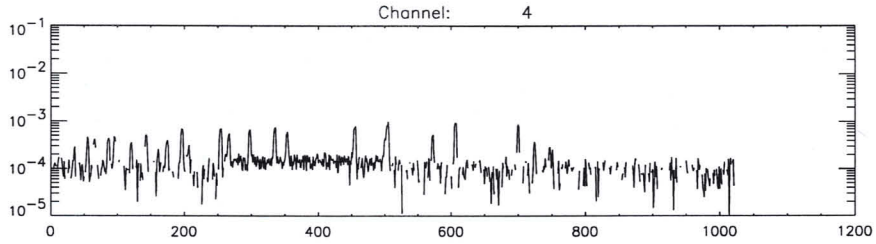
Channel: 4

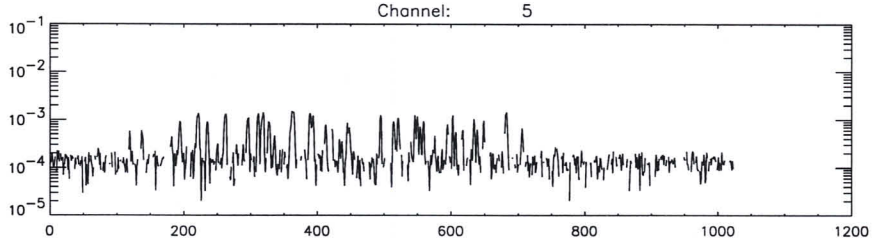
Channel: 5

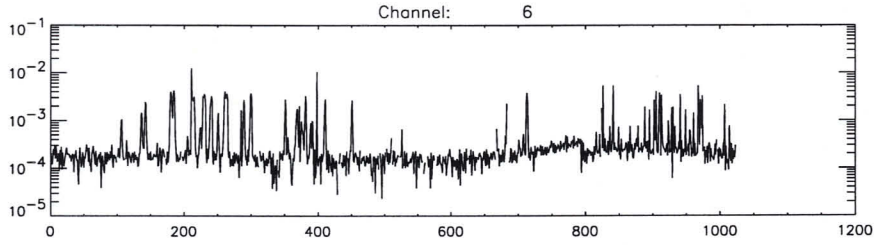
Channel: 6

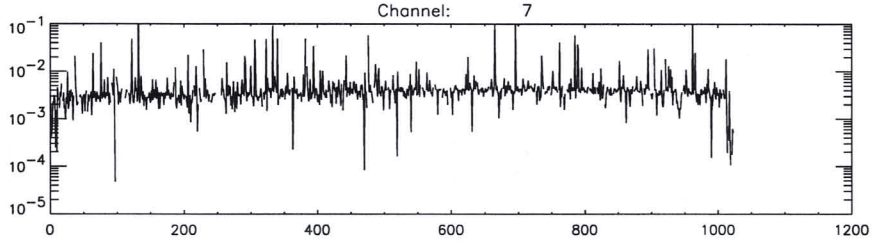
Channel: 7

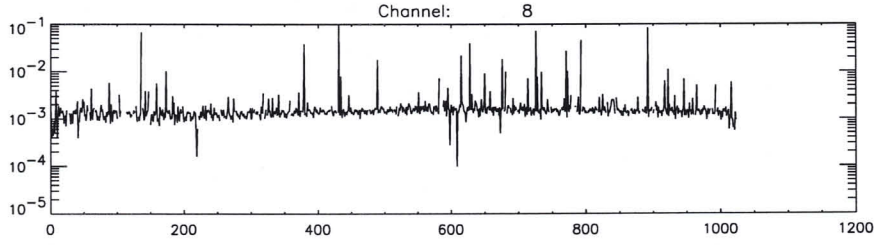
Channel: 8

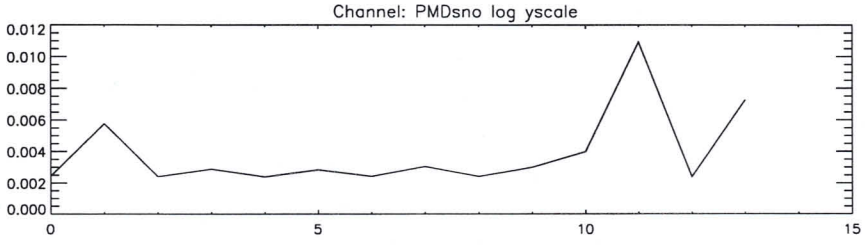
Channel: PMDsno log yscale

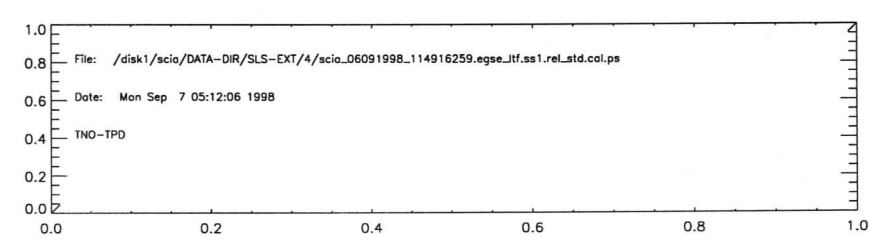
File: /disk1/scia/DATA-DIR/SLS-EXT/4/scia_06091998_114916259.egse_itf.ss1.rel_std.cal.ps
Date: Mon Sep 7 05:12:06 1998
TNO-TPD

```
time       = Mon Sep  7 05:13:09 1998
batch      = du1
Start TOD = Sun 06-Sep-98 12:03:01
End   TOD = Sun 06-Sep-98 12:08:23
Processing= computation of average, standard dev. and rel.standard dev.
```

```
time       = Mon Sep  7 05:12:38 1998
batch      = sp1
Start TOD = Sun 06-Sep-98 11:56:32
End   TOD = Sun 06-Sep-98 12:03:01
Processing= computation of average, standard dev. and rel.standard dev.
```

```
time       = Mon Sep  7 05:12:06 1998
batch      = ss1
Start TOD = Sun 06-Sep-98 11:49:42
End   TOD = Sun 06-Sep-98 11:56:32
Processing= computation of average, standard dev. and rel.standard dev.
```

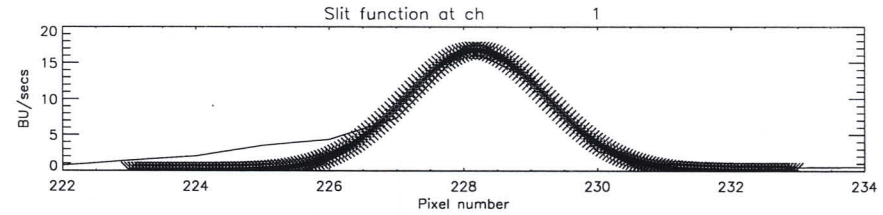
Slit function at ch 1
BU/secs
Pixel number

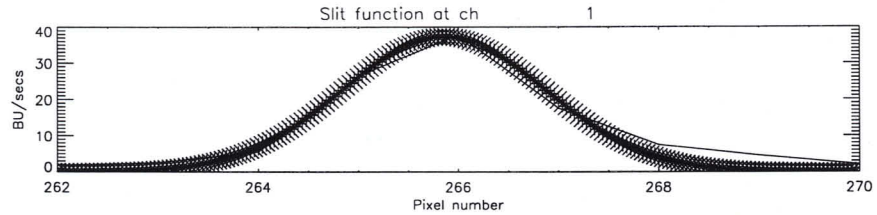
Slit function at ch 1
BU/secs
Pixel number

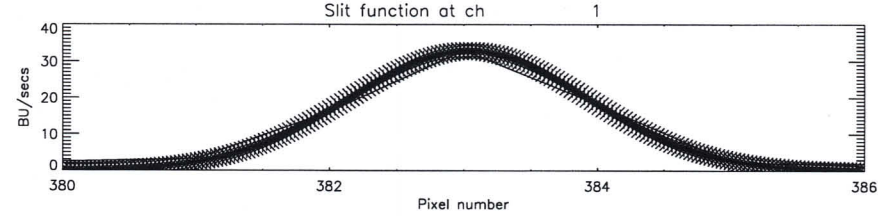
Slit function at ch 1
BU/secs
Pixel number

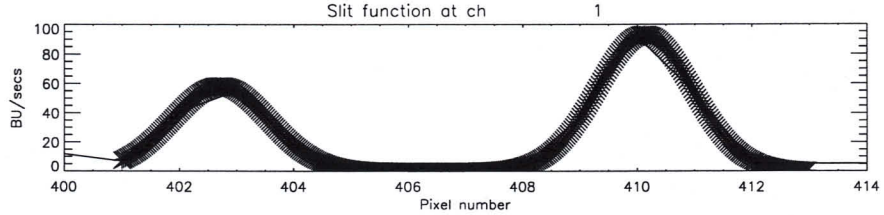
Slit function at ch 1
BU/secs
Pixel number

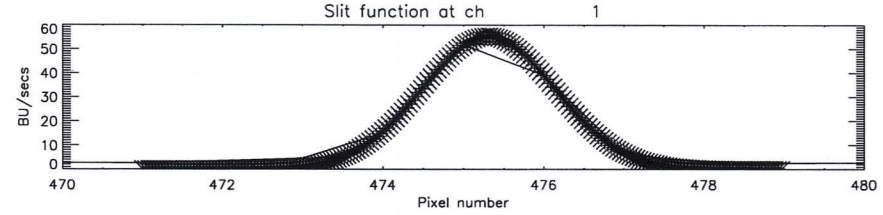
Slit function at ch 1
BU/secs
Pixel number

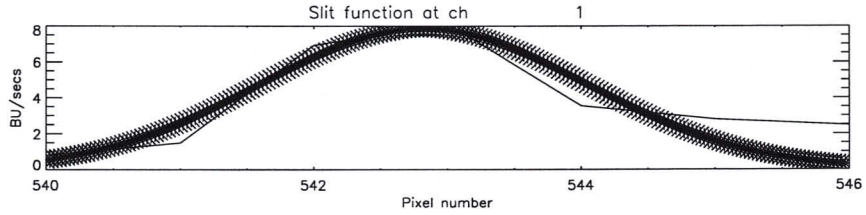
Slit function at ch 1
BU/secs
Pixel number

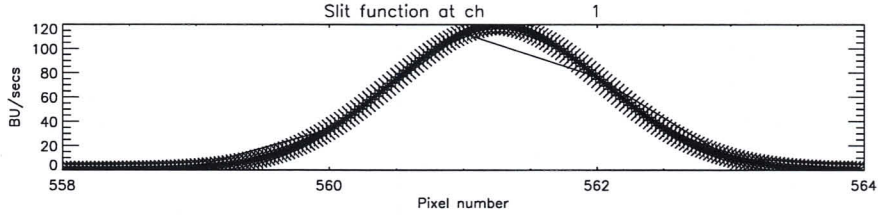
Slit function at ch 1
BU/secs
Pixel number

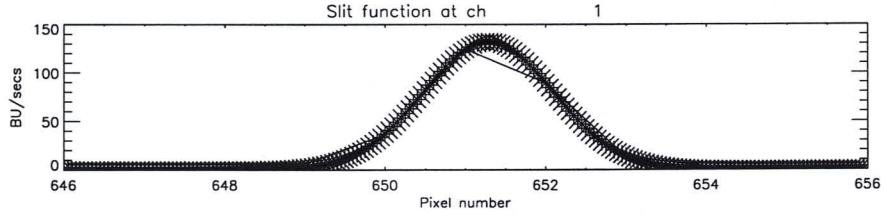
Slit function at ch 1
BU/secs
Pixel number

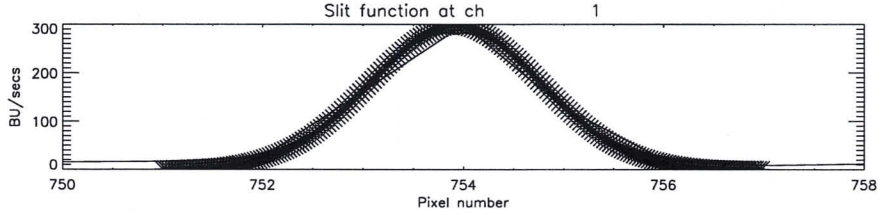
Slit function at ch 1
BU/secs
Pixel number

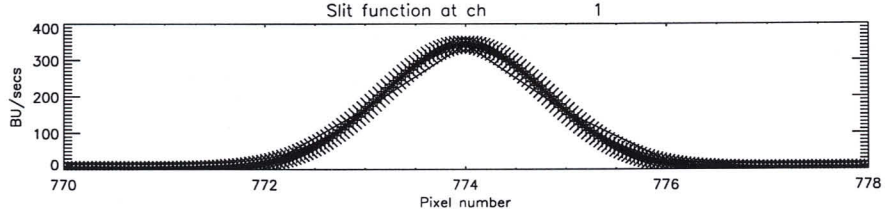
Slit function at ch 1
BU/secs
Pixel number

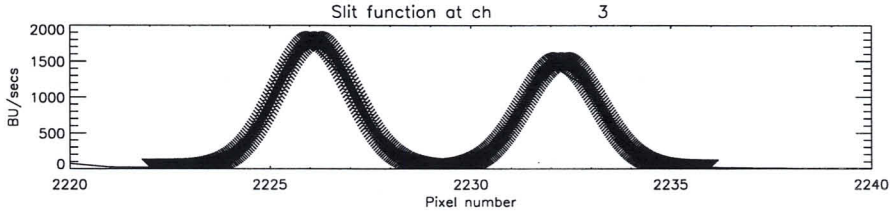
Slit function at ch 3
BU/secs
Pixel number

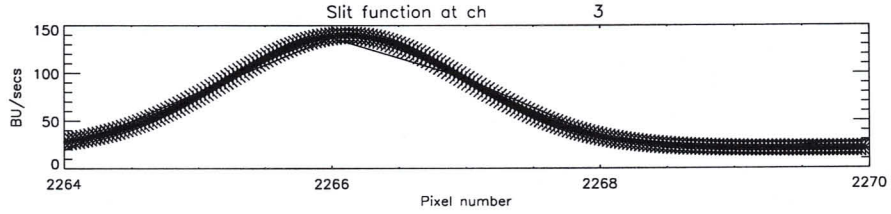
Slit function at ch 3
BU/secs
Pixel number

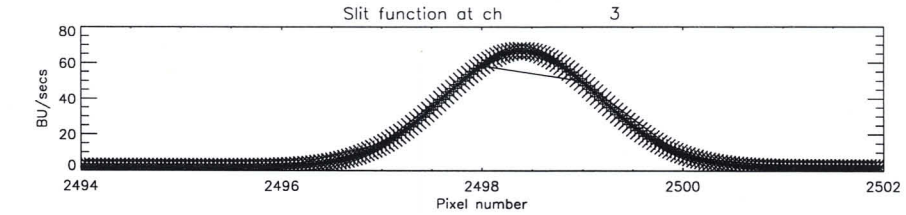
Slit function at ch 3
BU/secs
0
20
40
60
80
2494
2496
2498
2500
2502
Pixel number

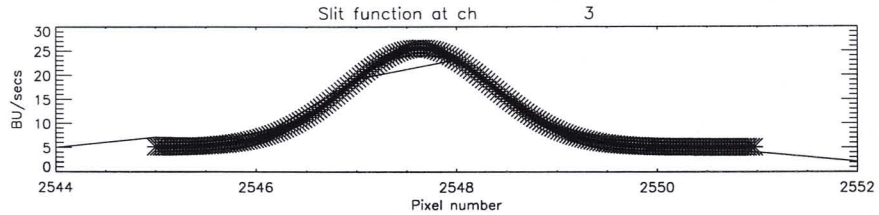
Slit function at ch 3
BU/secs
0
5
10
15
20
25
30
2544
2546
2548
2550
2552
Pixel number

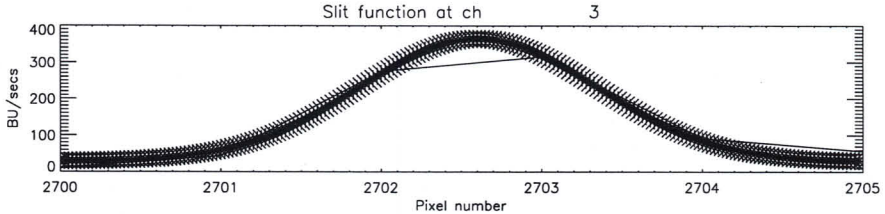
Slit function at ch 3
BU/secs
0
100
200
300
400
2700
2701
2702
2703
2704
2705
Pixel number

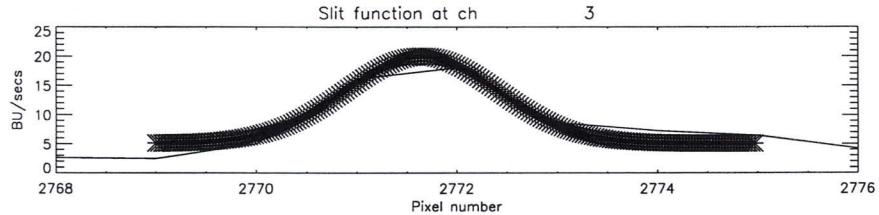
Slit function at ch 3
BU/secs
0
5
10
15
20
25
2768
2770
2772
2774
2776
Pixel number

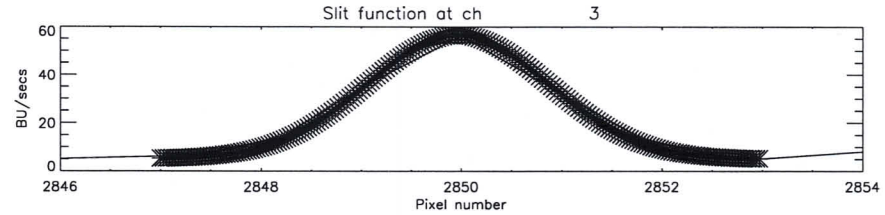
Slit function at ch 3
BU/secs
0
20
40
60
2846
2848
2850
2852
2854
Pixel number

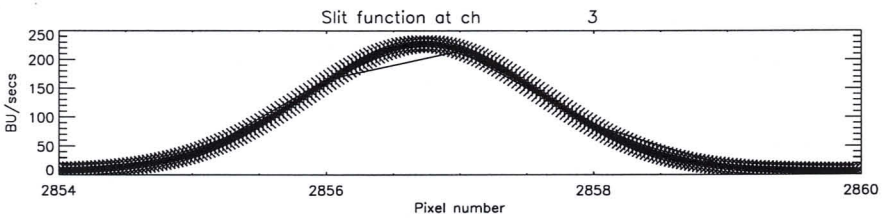
Slit function at ch 3
BU/secs
0
50
100
150
200
250
2854
2856
2858
2860
Pixel number

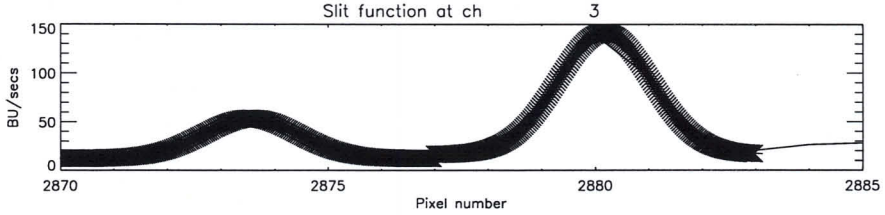
Slit function at ch 3
BU/secs
0
50
100
150
2870
2875
2880
2885
Pixel number

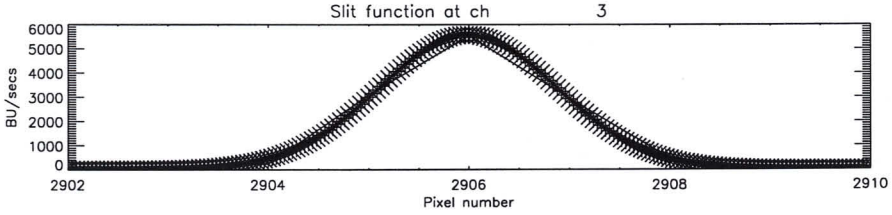
Slit function at ch 3
BU/secs
0
1000
2000
3000
4000
5000
6000
2902
2904
2906
2908
2910
Pixel number

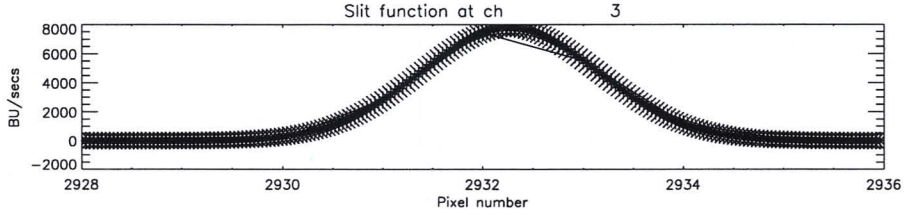
Slit function at ch 3
BU/secs
−2000
0
2000
4000
6000
8000
2928
2930
2932
2934
2936
Pixel number

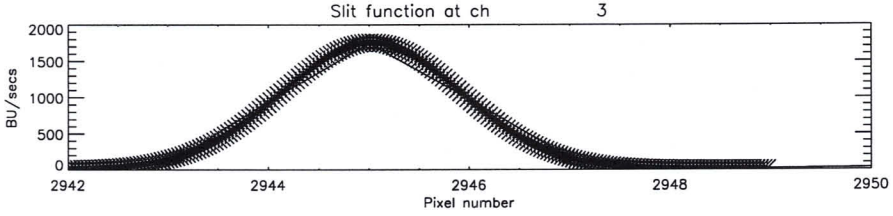
Slit function at ch 3
BU/secs
0
500
1000
1500
2000
2942
2944
2946
2948
2950
Pixel number

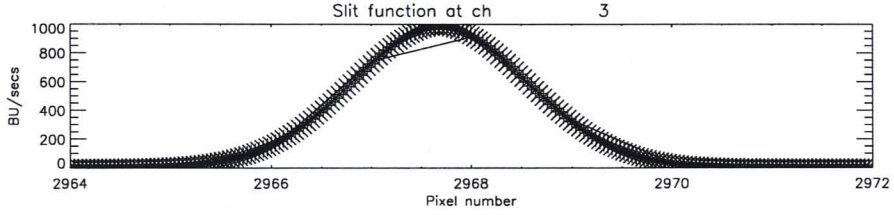
Slit function at ch 3
BU/secs
0
200
400
600
800
1000
2964
2966
2968
2970
2972
Pixel number

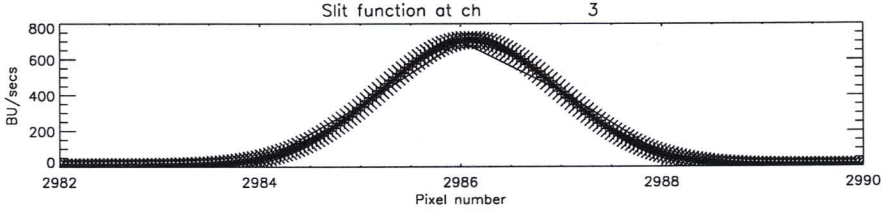
Slit function at ch 3
BU/secs
0
200
400
600
800
2982
2984
2986
2988
2990
Pixel number

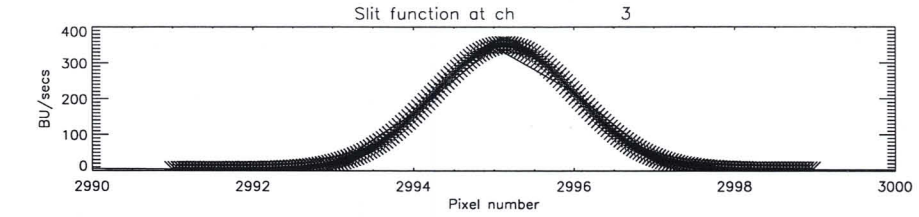
Slit function at ch 3
BU/secs
Pixel number

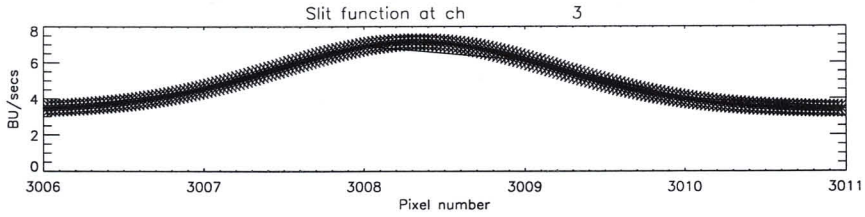
Slit function at ch 3
BU/secs
Pixel number

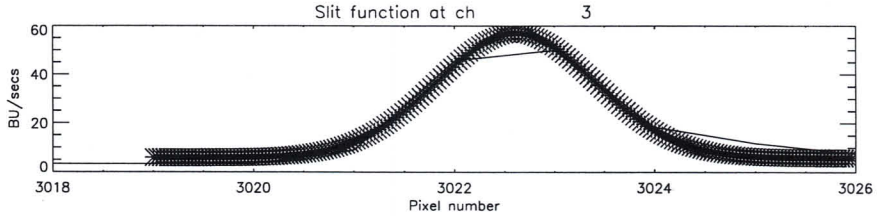
Slit function at ch 3
BU/secs
Pixel number

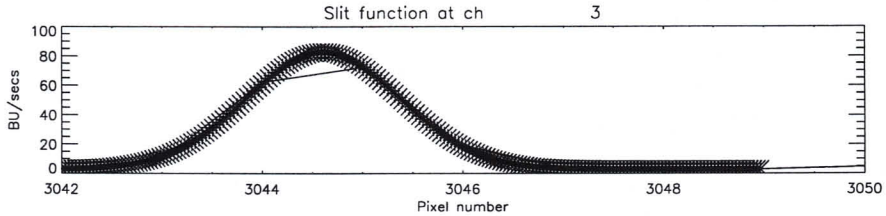
Slit function at ch 3
BU/secs
Pixel number

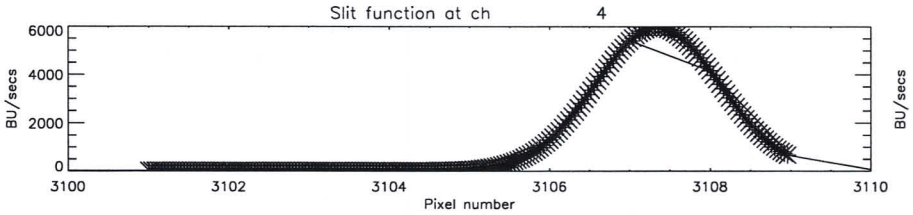
Slit function at ch 4
BU/secs
Pixel number

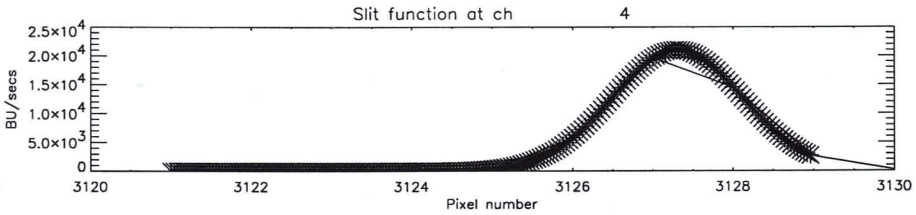
Slit function at ch 4
BU/secs
Pixel number

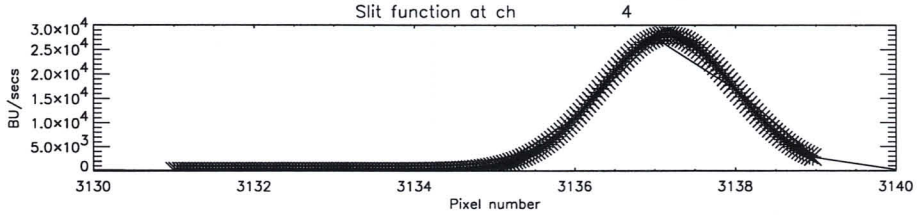
Slit function at ch 4
BU/secs
Pixel number

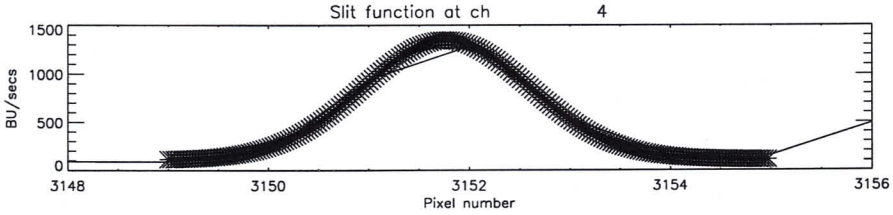
Slit function at ch 4
BU/secs
Pixel number

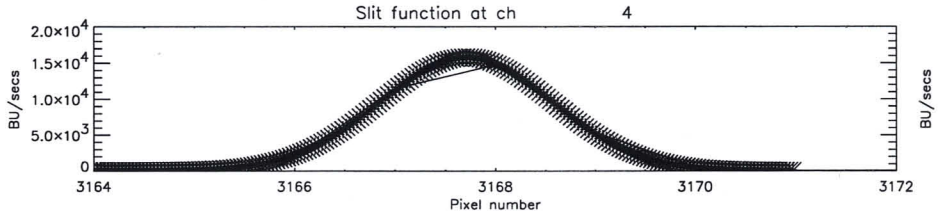
Slit function at ch 4
BU/secs
Pixel number

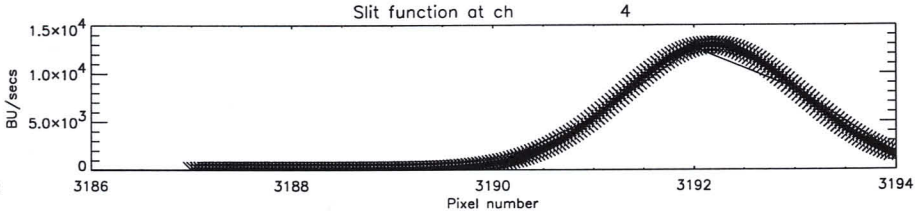
Slit function at ch 4
BU/secs
Pixel number

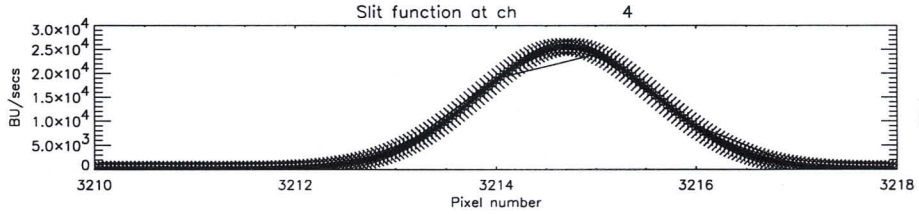
Slit function at ch 4
BU/secs
Pixel number

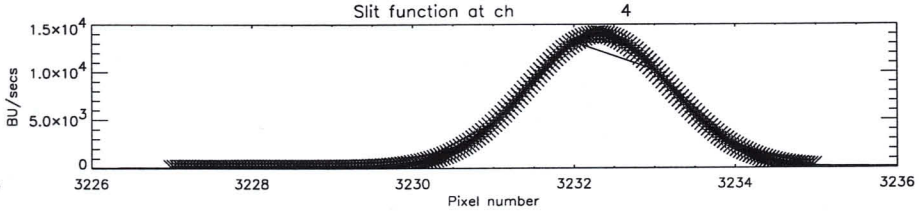
Slit function at ch 4
BU/secs
Pixel number

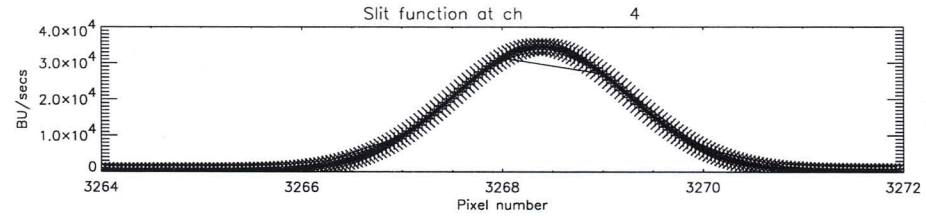
Slit function at ch 4
BU/secs
Pixel number

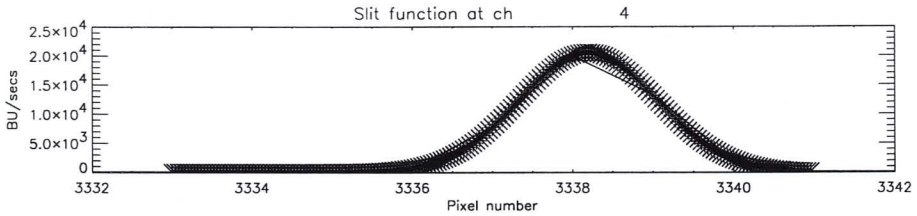
Slit function at ch 4
BU/secs
Pixel number

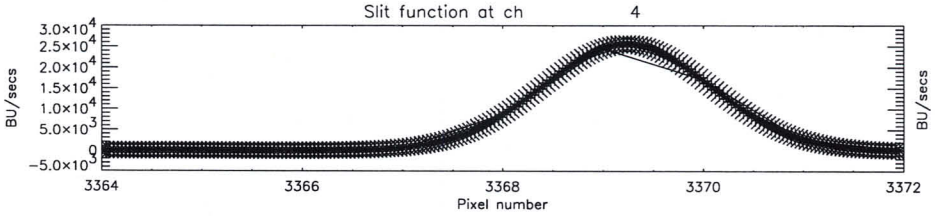
Slit function at ch 4
BU/secs
Pixel number

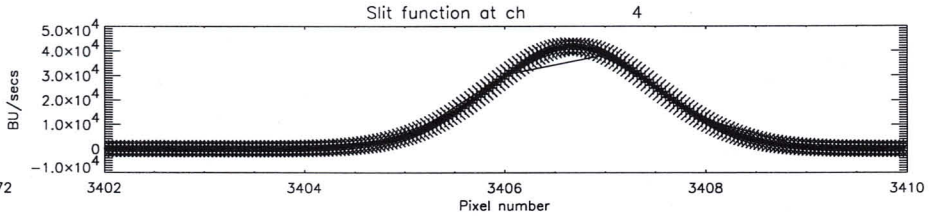
Slit function at ch 4
BU/secs
Pixel number

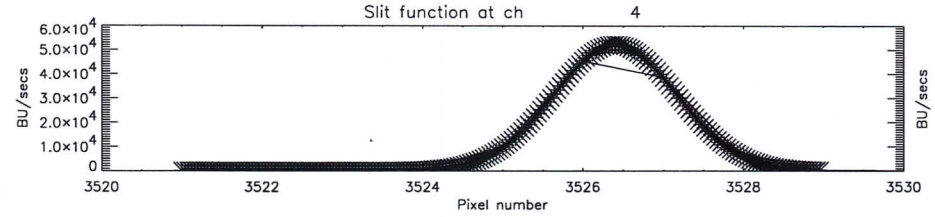
Slit function at ch 4
BU/secs
Pixel number

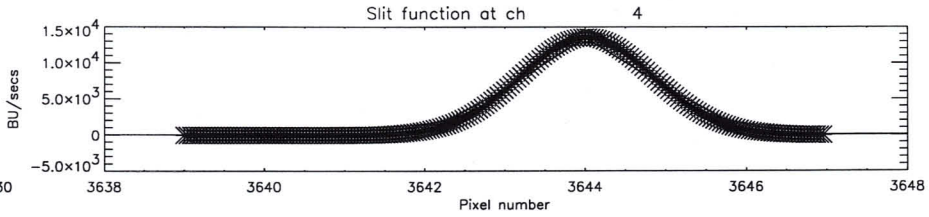
Slit function at ch 4
BU/secs
Pixel number

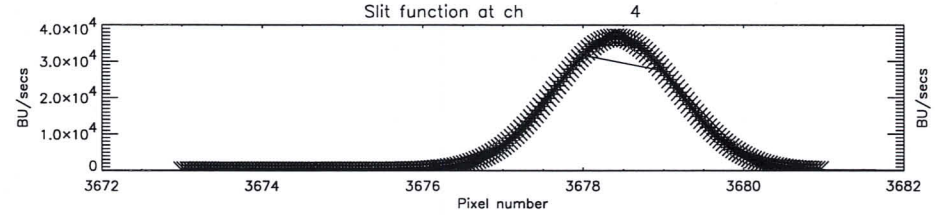
Slit function at ch 4
BU/secs
Pixel number

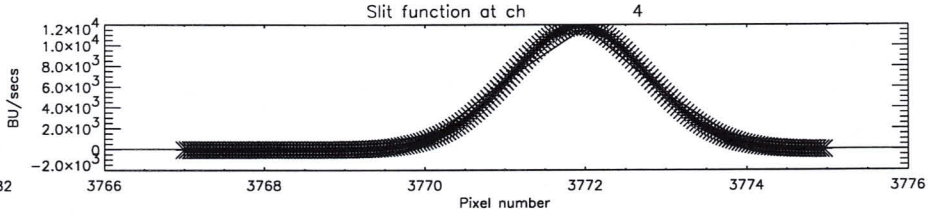
Slit function at ch 4
BU/secs
Pixel number

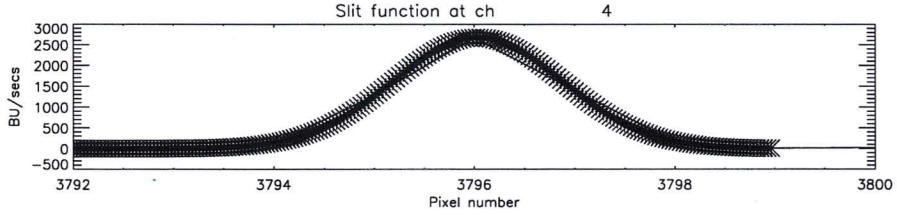
Slit function at ch 4
BU/secs
Pixel number

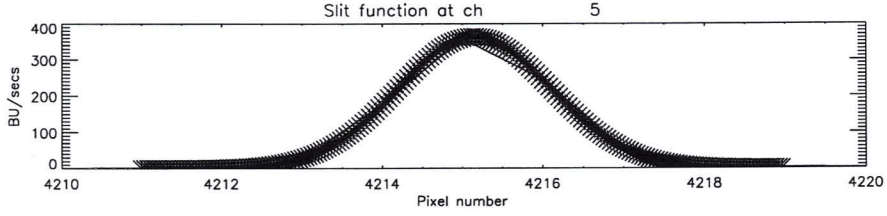
Slit function at ch 5
BU/secs
Pixel number

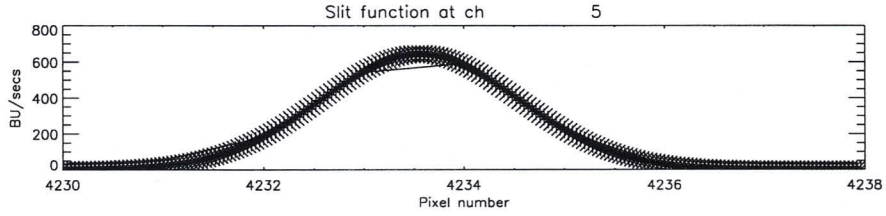
Slit function at ch 5
BU/secs
Pixel number

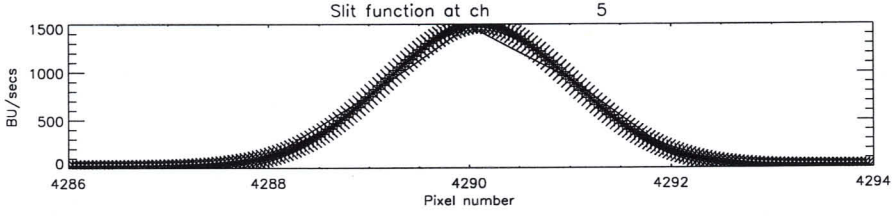
Slit function at ch 5
BU/secs
Pixel number

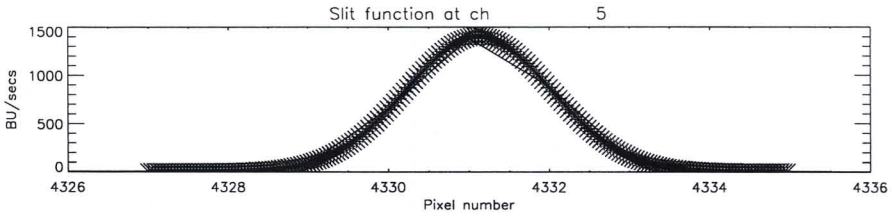
Slit function at ch 5
BU/secs
1500
1000
500
0
4326
4328
4330
4332
4334
4336
Pixel number

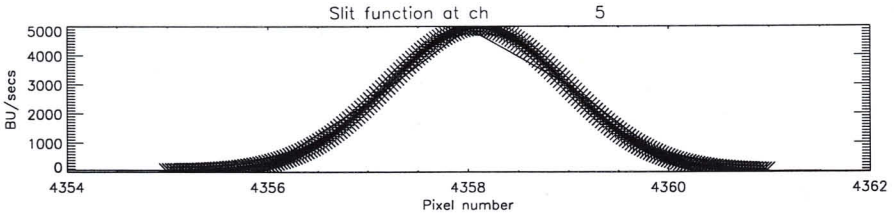
Slit function at ch 5
BU/secs
5000
4000
3000
2000
1000
0
4354
4356
4358
4360
4362
Pixel number

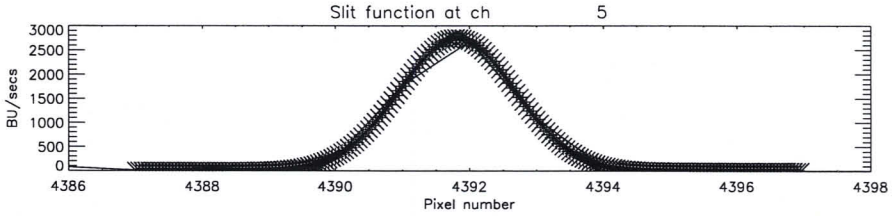
Slit function at ch 5
BU/secs
3000
2500
2000
1500
1000
500
0
4386
4388
4390
4392
4394
4396
4398
Pixel number

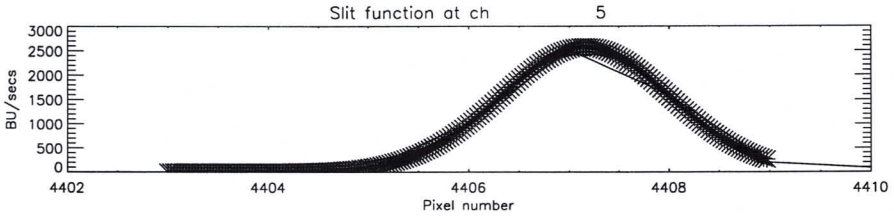
Slit function at ch 5
BU/secs
3000
2500
2000
1500
1000
500
0
4402
4404
4406
4408
4410
Pixel number

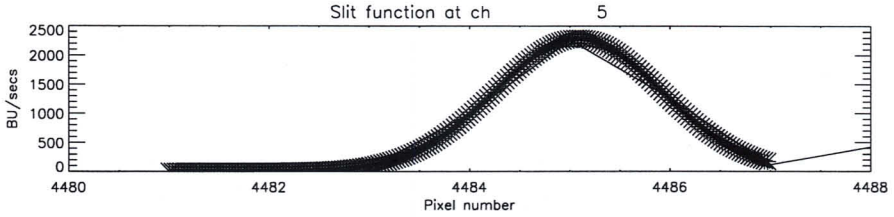
Slit function at ch 5
BU/secs
2500
2000
1500
1000
500
0
4480
4482
4484
4486
4488
Pixel number

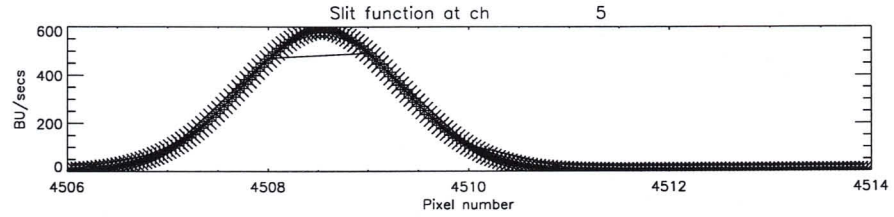
Slit function at ch 5
BU/secs
600
400
200
0
4506
4508
4510
4512
4514
Pixel number

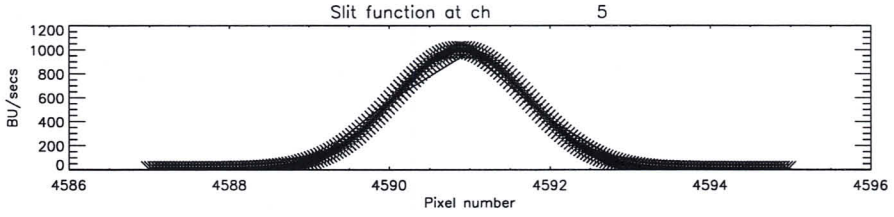
Slit function at ch 5
BU/secs
1200
1000
800
600
400
200
0
4586
4588
4590
4592
4594
4596
Pixel number

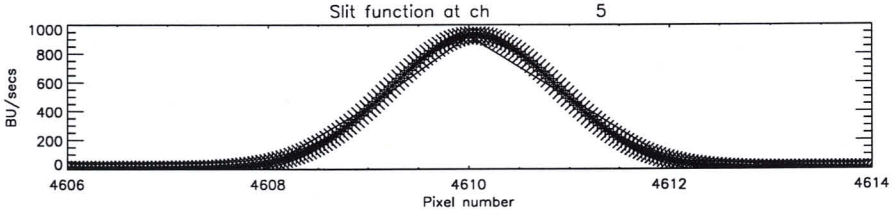
Slit function at ch 5
BU/secs
1000
800
600
400
200
0
4606
4608
4610
4612
4614
Pixel number

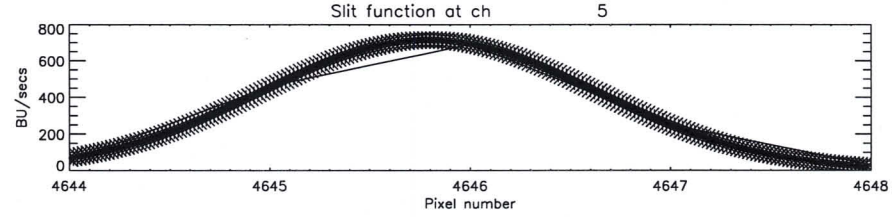
Slit function at ch 5
BU/secs
800
600
400
200
0
4644
4645
4646
4647
4648
Pixel number

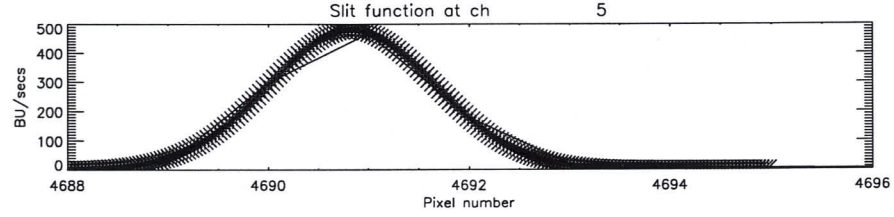
Slit function at ch 5
BU/secs
500
400
300
200
100
0
4688
4690
4692
4694
4696
Pixel number

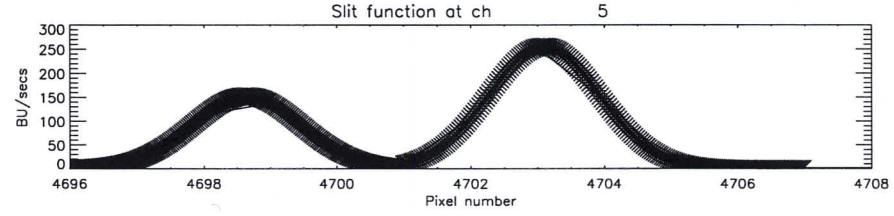
Slit function at ch 5
BU/secs
300
250
200
150
100
50
0
4696
4698
4700
4702
4704
4706
4708
Pixel number

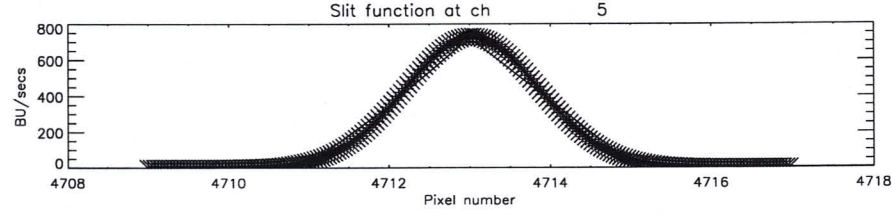
Slit function at ch 5
BU/secs
800
600
400
200
0
4708
4710
4712
4714
4716
4718
Pixel number

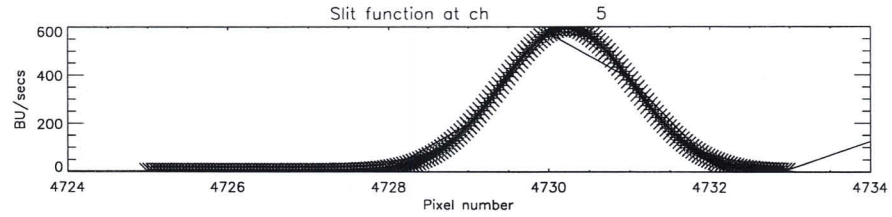
Slit function at ch 5
BU/secs
Pixel number

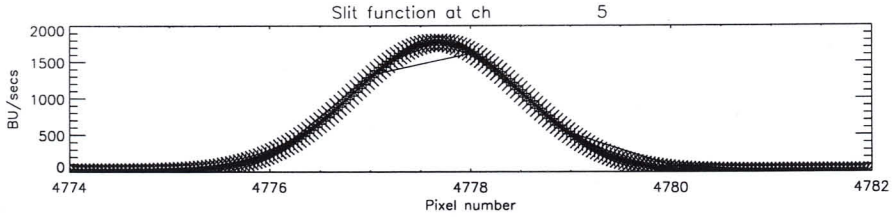
Slit function at ch 5
BU/secs
Pixel number

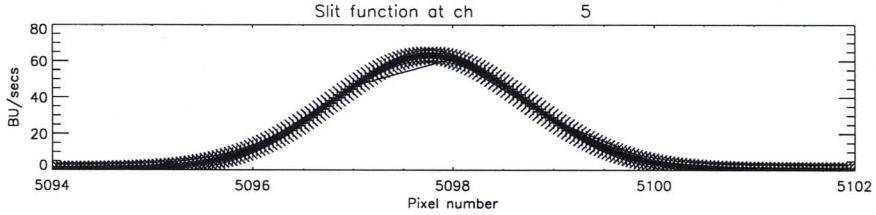
Slit function at ch 5
BU/secs
Pixel number

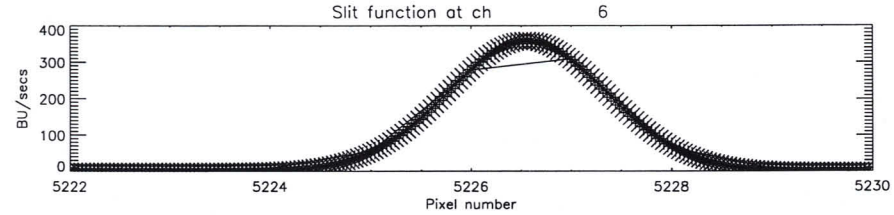
Slit function at ch 6
BU/secs
Pixel number

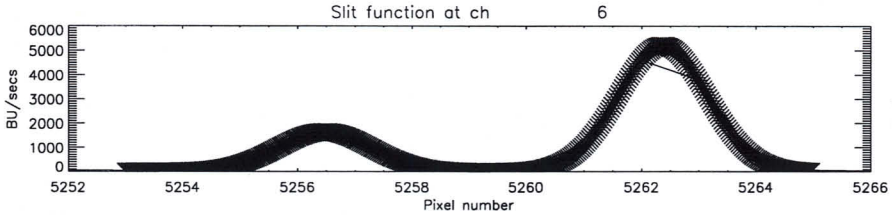
Slit function at ch 6
BU/secs
Pixel number

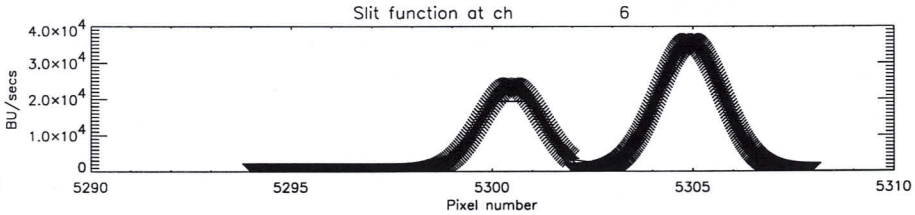
Slit function at ch 6
BU/secs
Pixel number

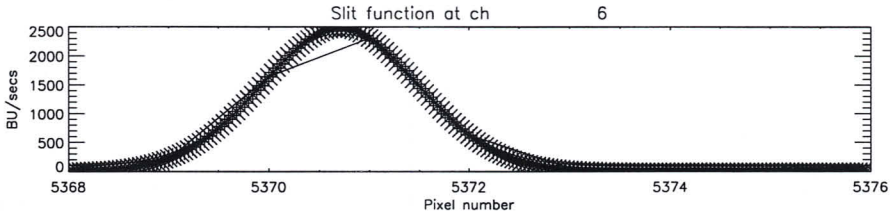
Slit function at ch 6
BU/secs
Pixel number

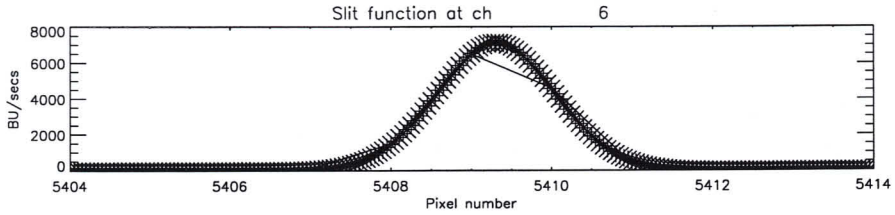
Slit function at ch 6
BU/secs
Pixel number

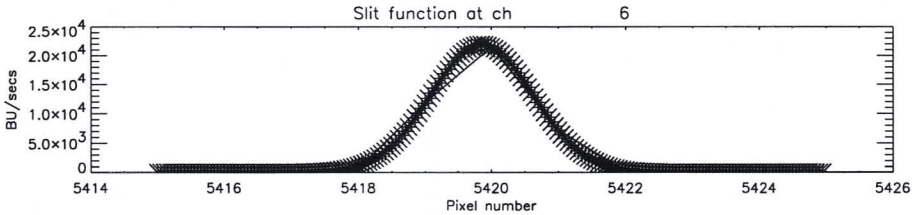
Slit function at ch 6
BU/secs
Pixel number

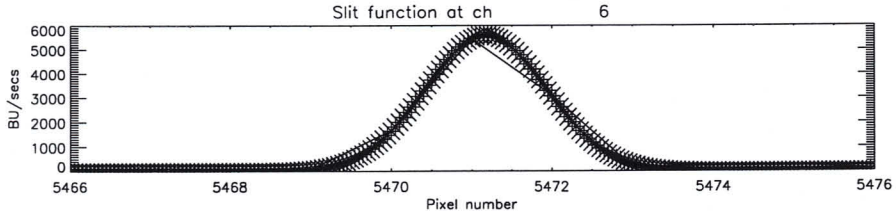
Slit function at ch 6
BU/secs
Pixel number

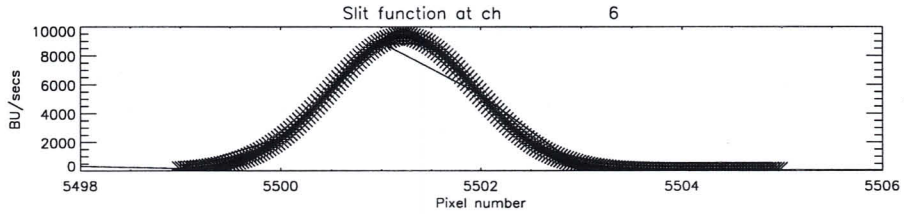
Slit function at ch 6
BU/secs
Pixel number

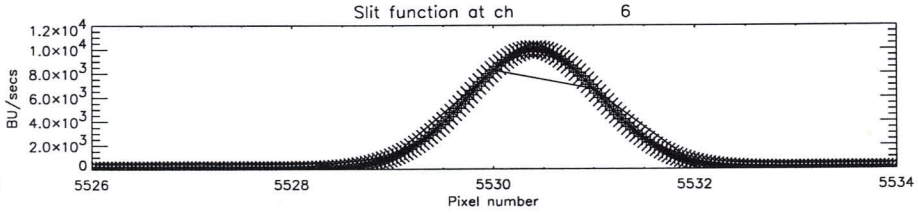
Slit function at ch 6
BU/secs
Pixel number

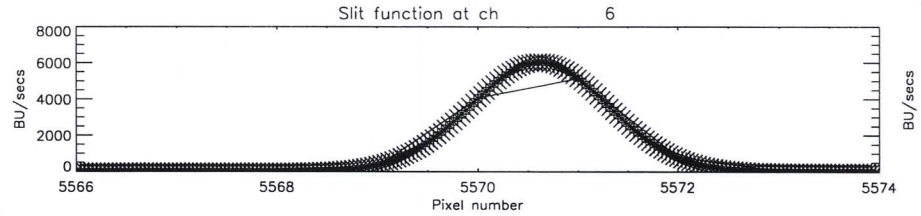
Slit function at ch 6
BU/secs
8000
6000
4000
2000
0
5566
5568
5570
5572
5574
Pixel number

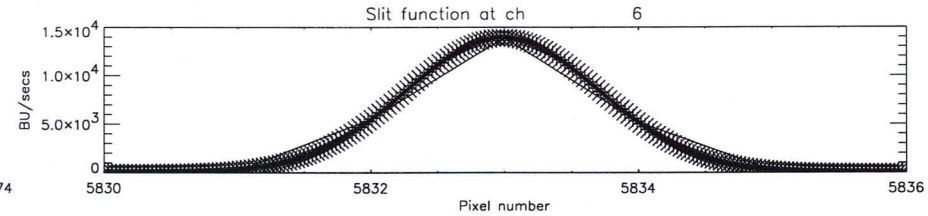
Slit function at ch 6
BU/secs
1.5×10^4
1.0×10^4
5.0×10^3
0
5830
5832
5834
5836
Pixel number

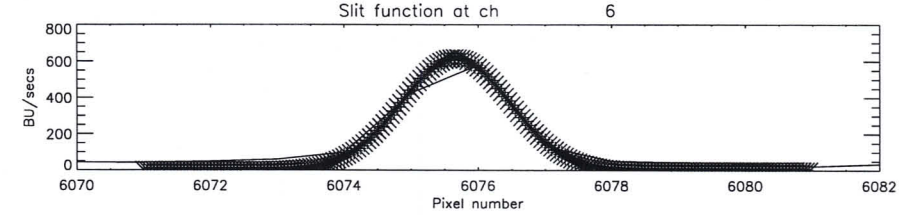
Slit function at ch 6
BU/secs
800
600
400
200
0
6070
6072
6074
6076
6078
6080
6082
Pixel number

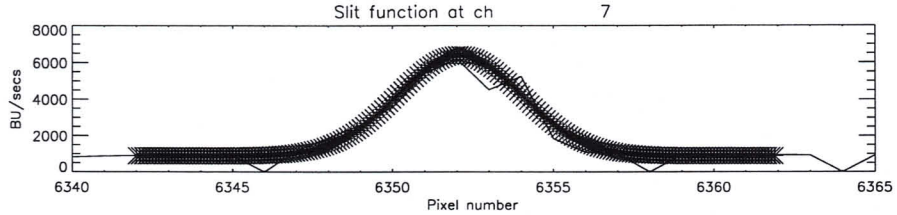
Slit function at ch 7
BU/secs
8000
6000
4000
2000
0
6340
6345
6350
6355
6360
6365
Pixel number

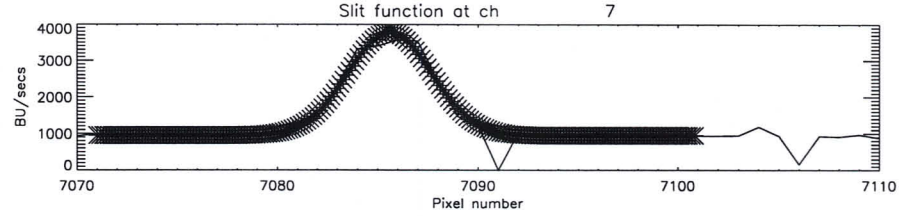
Slit function at ch 7
BU/secs
4000
3000
2000
1000
0
7070
7080
7090
7100
7110
Pixel number

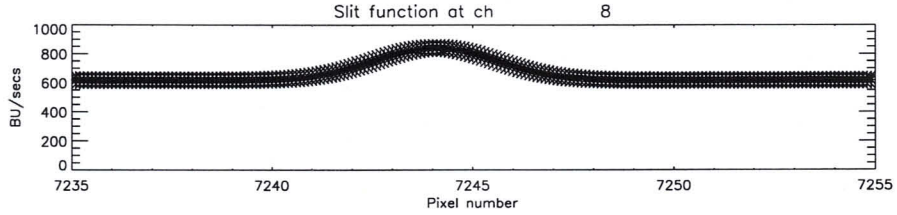
Slit function at ch 8
BU/secs
1000
800
600
400
200
0
7235
7240
7245
7250
7255
Pixel number

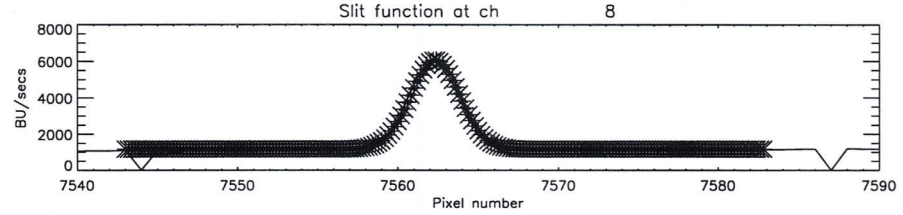
Slit function at ch 8
BU/secs
8000
6000
4000
2000
0
7540
7550
7560
7570
7580
7590
Pixel number

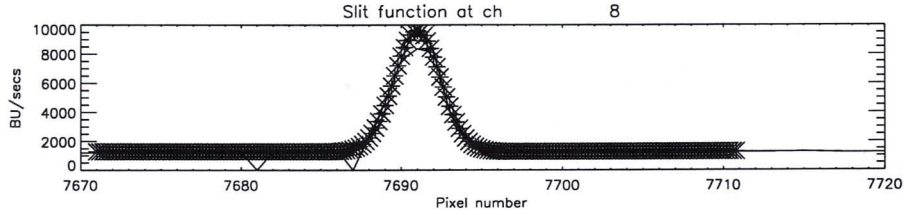
Slit function at ch 8
BU/secs
10000
8000
6000
4000
2000
0
7670
7680
7690
7700
7710
7720
Pixel number

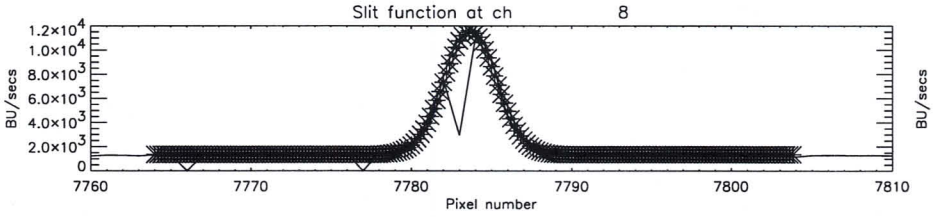
Slit function at ch 8
BU/secs
1.2×10^4
1.0×10^4
8.0×10^3
6.0×10^3
4.0×10^3
2.0×10^3
0
7760
7770
7780
7790
7800
7810
Pixel number

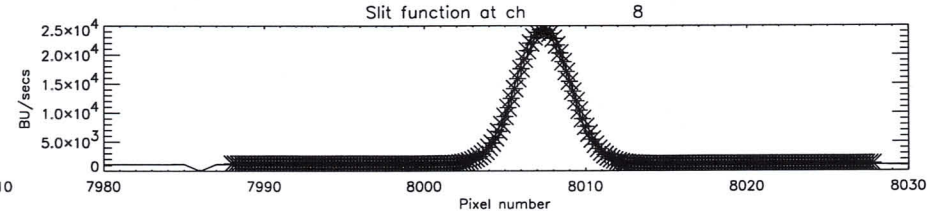
Slit function at ch 8
BU/secs
2.5×10^4
2.0×10^4
1.5×10^4
1.0×10^4
5.0×10^3
0
7980
7990
8000
8010
8020
8030
Pixel number

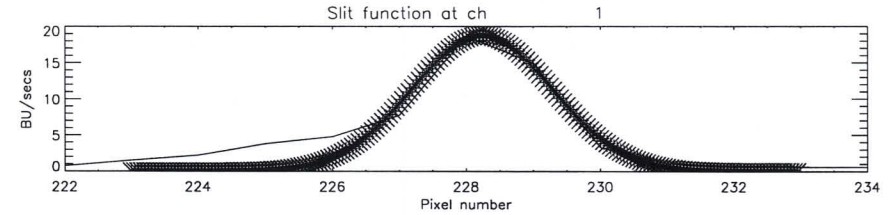
Slit function at ch 1
BU/secs
Pixel number

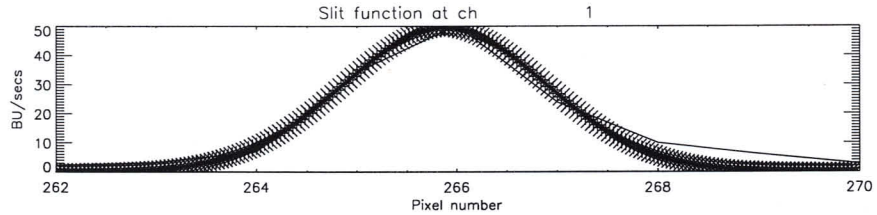
Slit function at ch 1
BU/secs
Pixel number

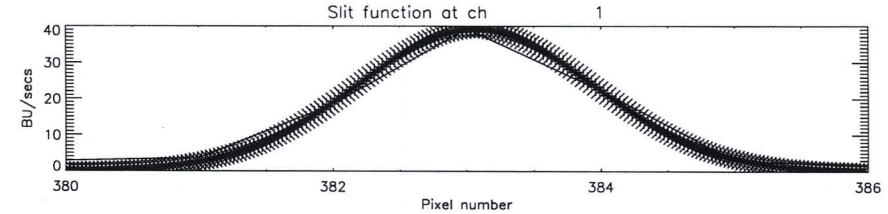
Slit function at ch 1
BU/secs
Pixel number

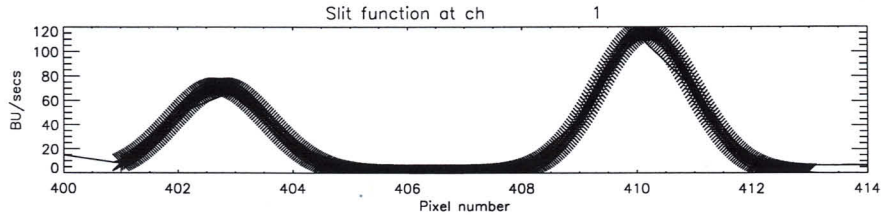
Slit function at ch 1
BU/secs
Pixel number

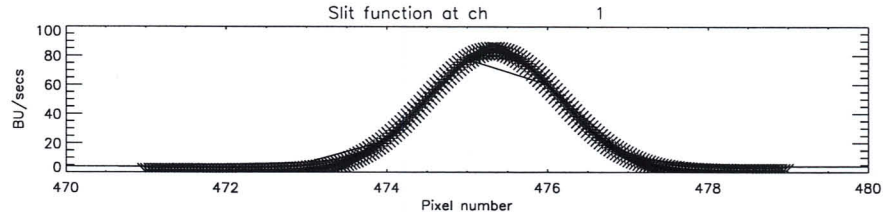
Slit function at ch 1
BU/secs
Pixel number

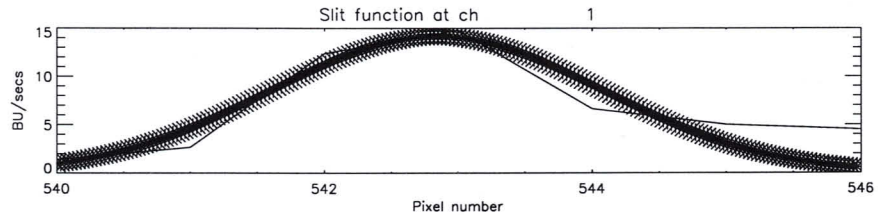
Slit function at ch 1
BU/secs
Pixel number

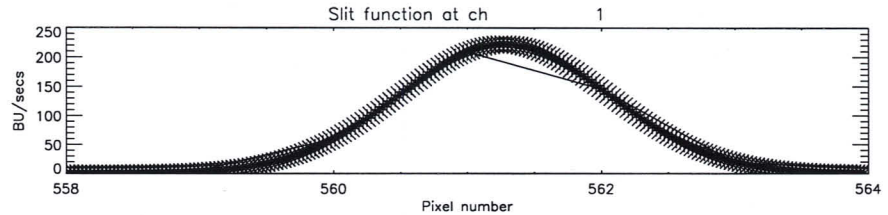
Slit function at ch 1
BU/secs
Pixel number

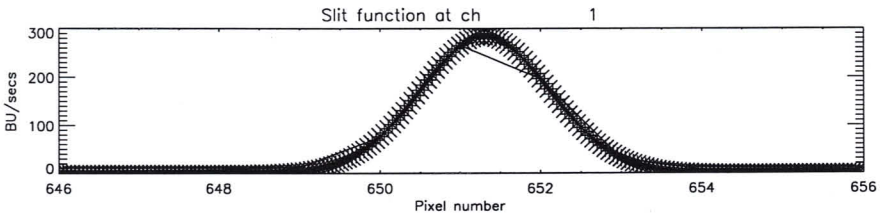
Slit function at ch 1
BU/secs
Pixel number

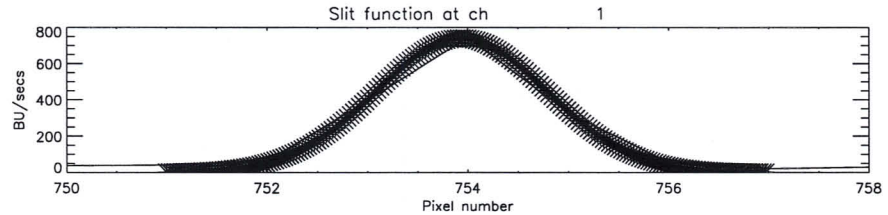
Slit function at ch 1
BU/secs
Pixel number

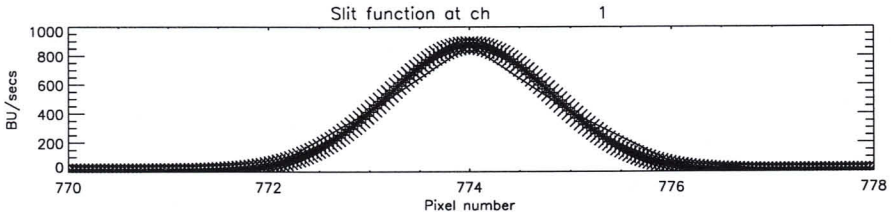
Slit function at ch 1
BU/secs
Pixel number

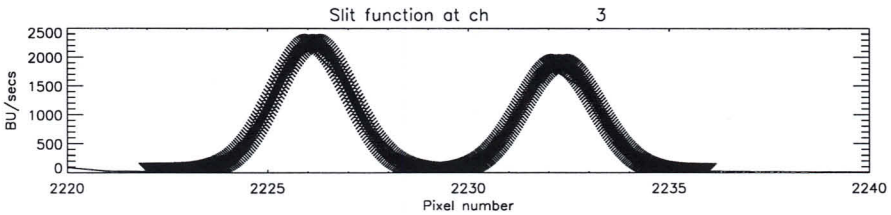
Slit function at ch 3
BU/secs
Pixel number

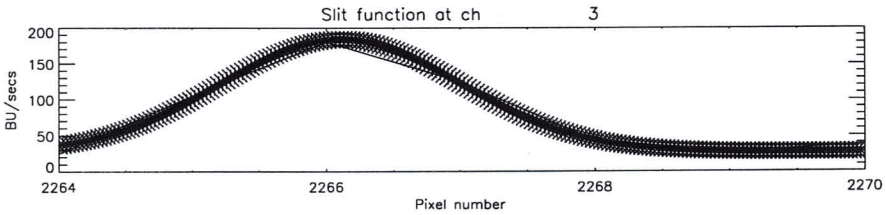
Slit function at ch 3
BU/secs
Pixel number

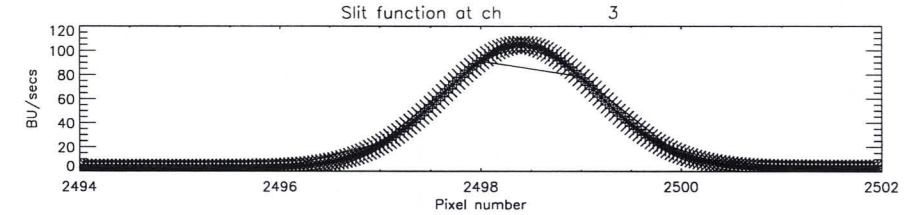
Slit function at ch 3
BU/secs
Pixel number

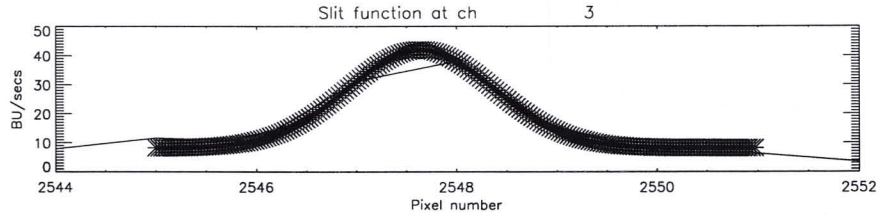
Slit function at ch 3
BU/secs
Pixel number

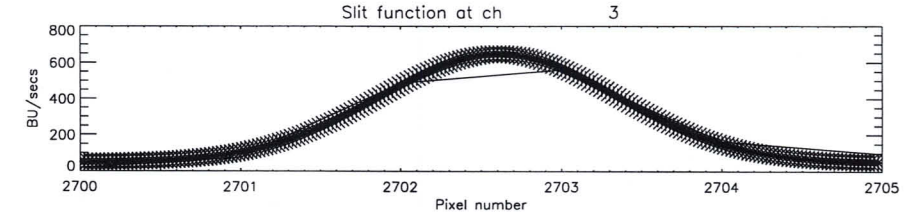
Slit function at ch 3
BU/secs
Pixel number

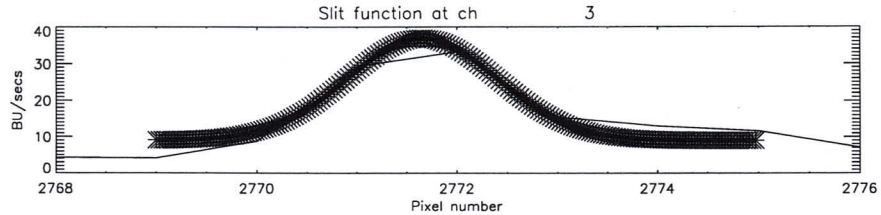
Slit function at ch 3
BU/secs
Pixel number

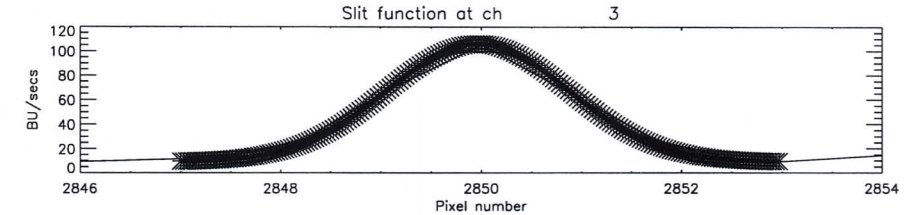
Slit function at ch 3
BU/secs
Pixel number

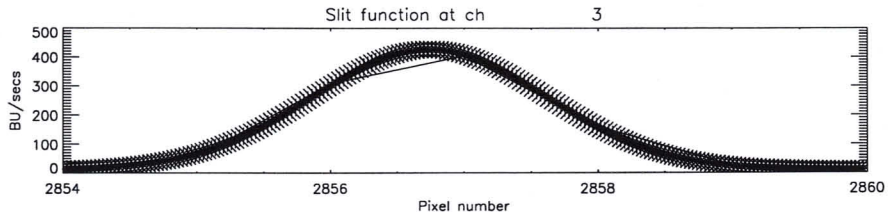
Slit function at ch 3
BU/secs
Pixel number

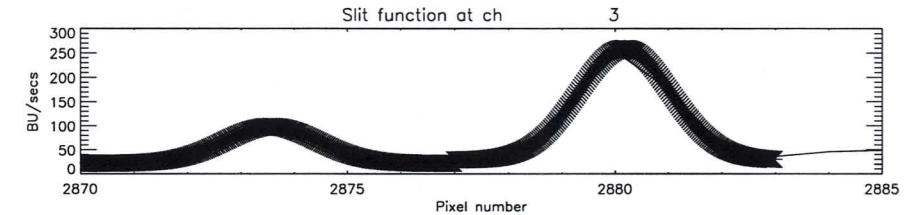
Slit function at ch 3
BU/secs
Pixel number

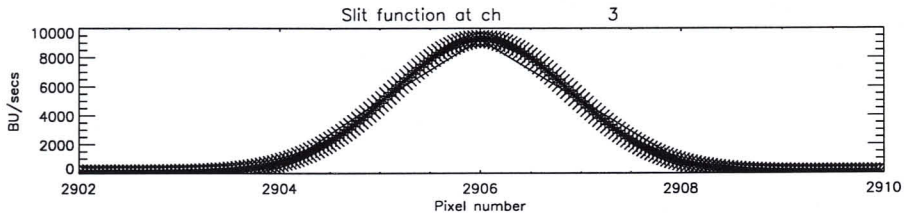
Slit function at ch 3
BU/secs
Pixel number

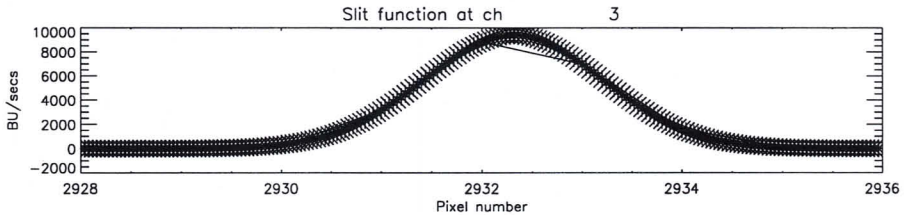
Slit function at ch 3
BU/secs
Pixel number

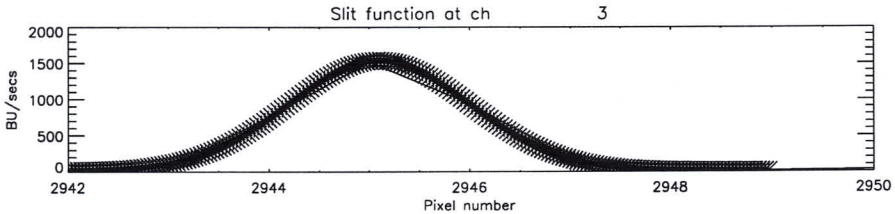
Slit function at ch 3
BU/secs
Pixel number

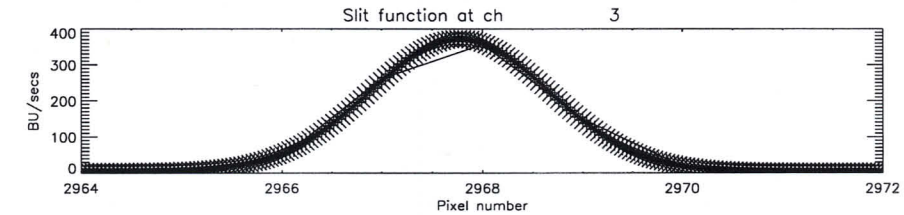
Slit function at ch 3
BU/secs
Pixel number

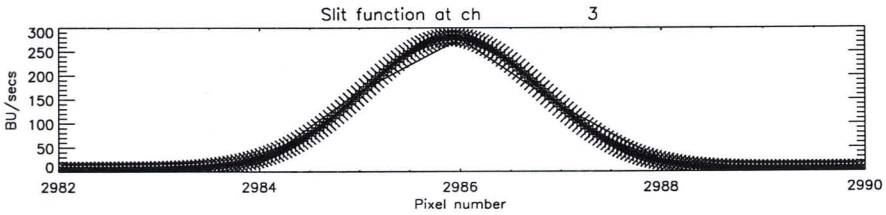
Slit function at ch 3
BU/secs
Pixel number

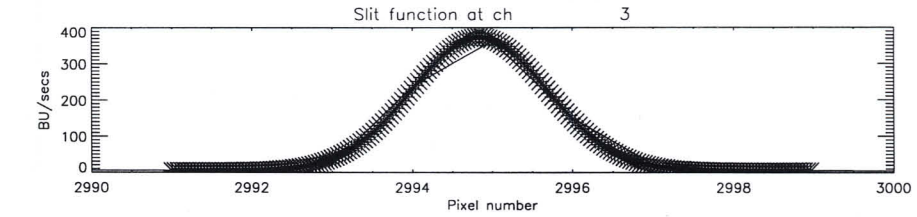
Slit function at ch 3
BU/secs
Pixel number

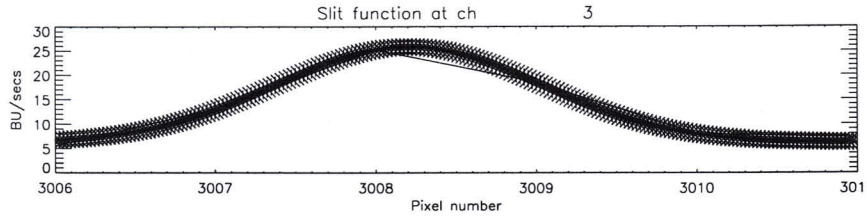
Slit function at ch 3
BU/secs
Pixel number

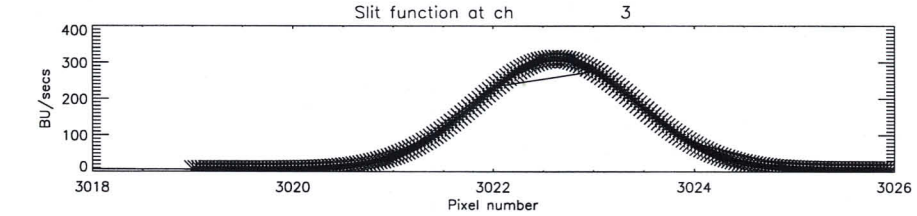
Slit function at ch 3
BU/secs
Pixel number

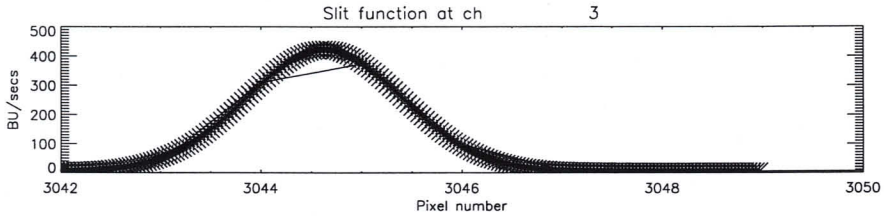
Slit function at ch 3
BU/secs
Pixel number

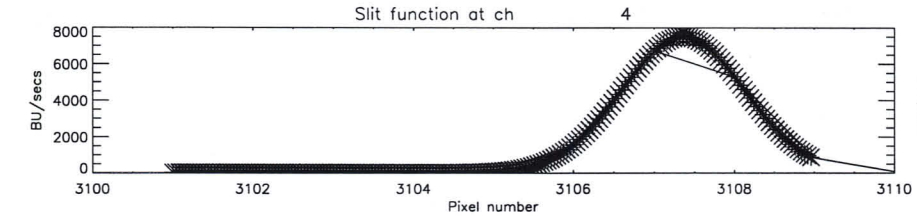
Slit function at ch 4
BU/secs
Pixel number

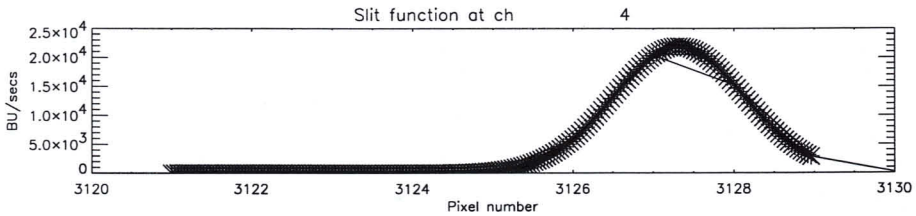
Slit function at ch 4
BU/secs
Pixel number

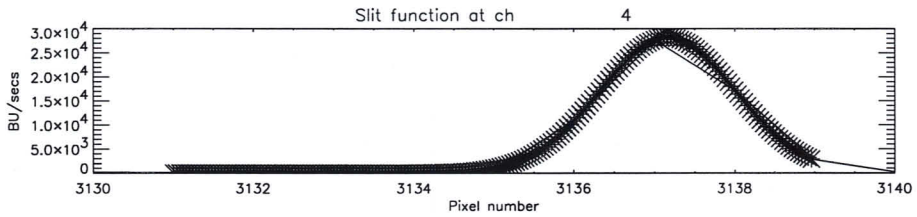
Slit function at ch 4
BU/secs
Pixel number

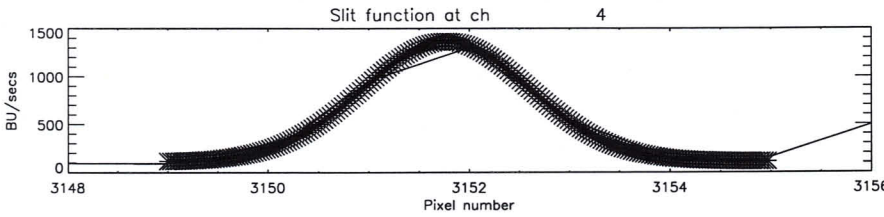
Slit function at ch 4
BU/secs
Pixel number

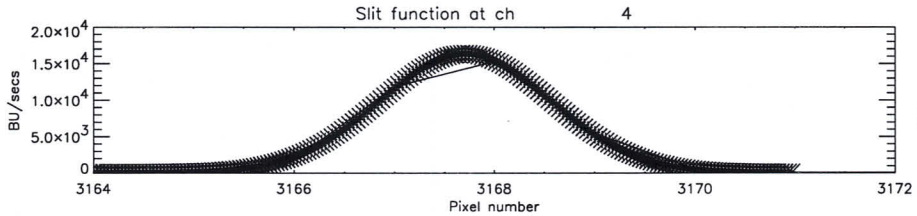
Slit function at ch 4
BU/secs
Pixel number

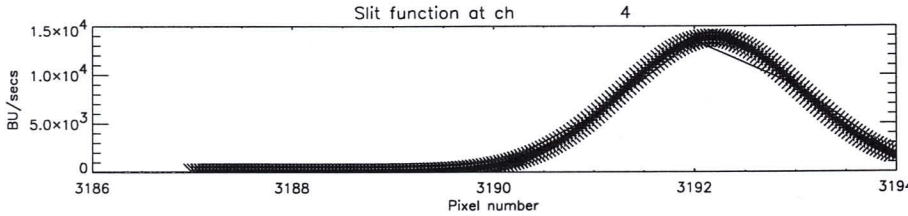
Slit function at ch 4
BU/secs
Pixel number

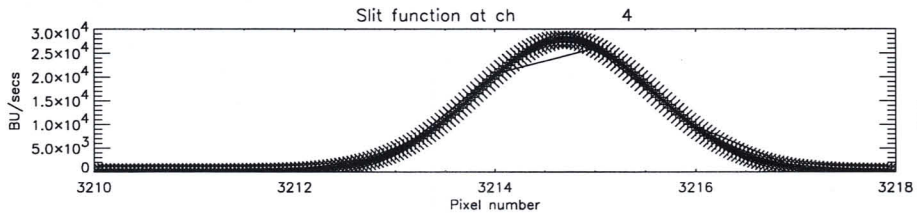
Slit function at ch 4
BU/secs
Pixel number

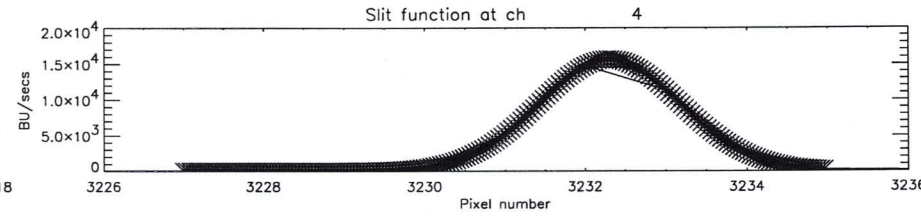
Slit function at ch 4
BU/secs
Pixel number

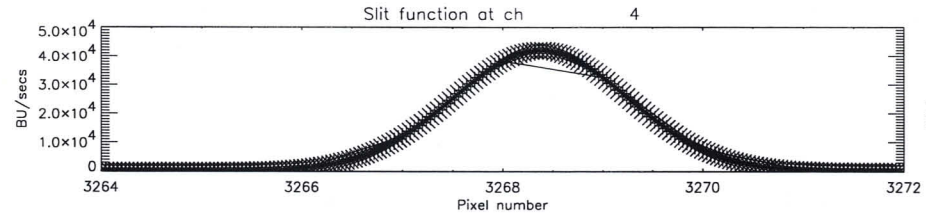
Slit function at ch 4
BU/secs
Pixel number

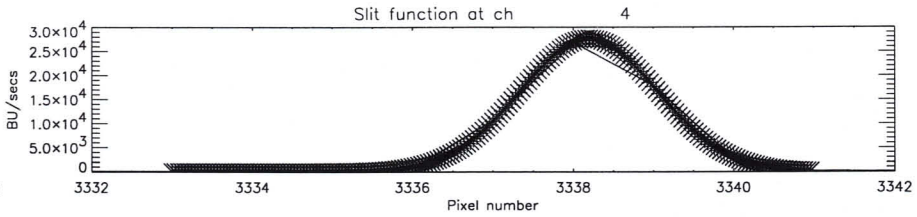
Slit function at ch 4
BU/secs
Pixel number

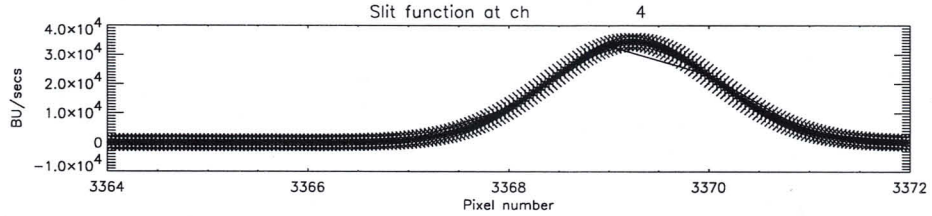
Slit function at ch 4
BU/secs
Pixel number

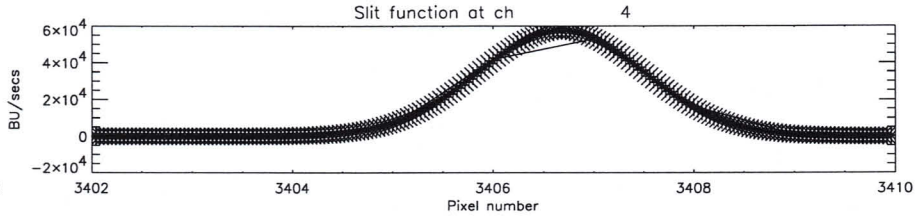
Slit function at ch 4
BU/secs
Pixel number

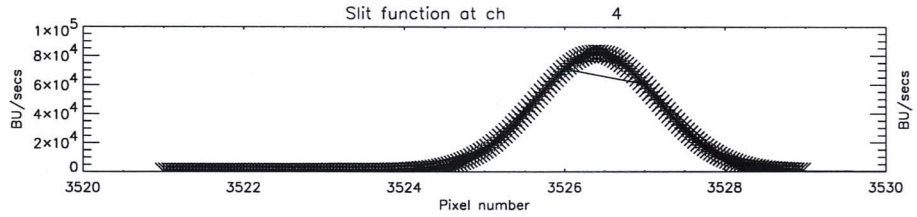
Slit function at ch 4
BU/secs
Pixel number

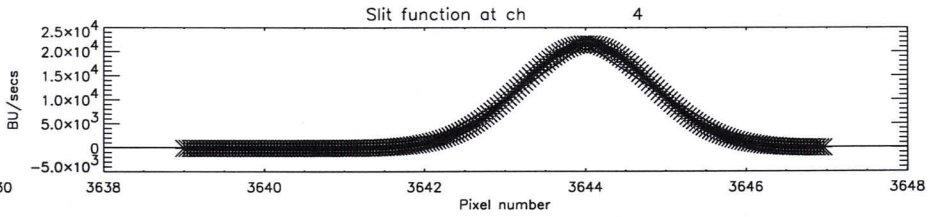
Slit function at ch 4
BU/secs
Pixel number

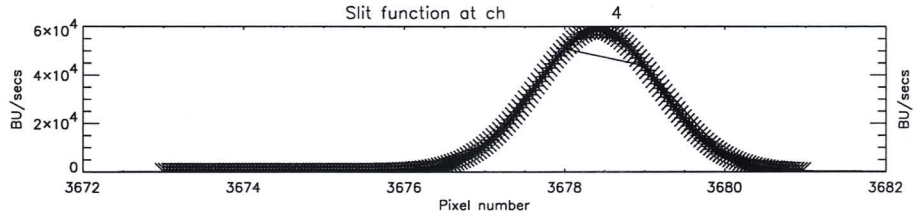
Slit function at ch 4
BU/secs
Pixel number

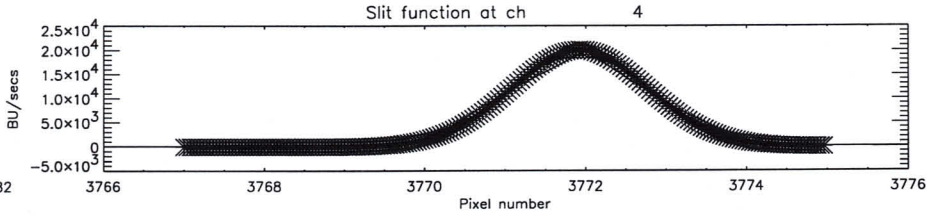
Slit function at ch 4
BU/secs
Pixel number

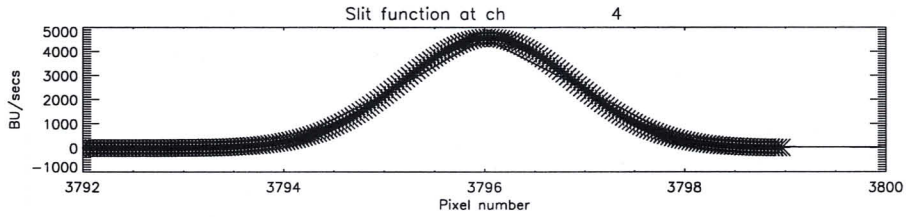
Slit function at ch 4
BU/secs
Pixel number

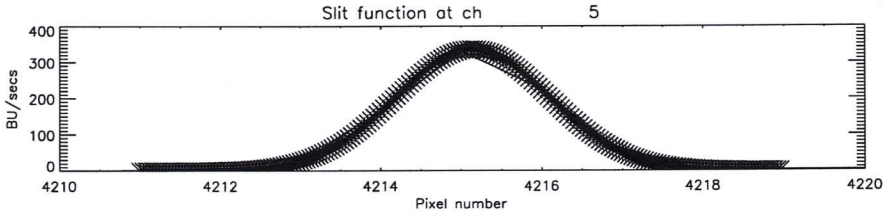
Slit function at ch 5
BU/secs
Pixel number

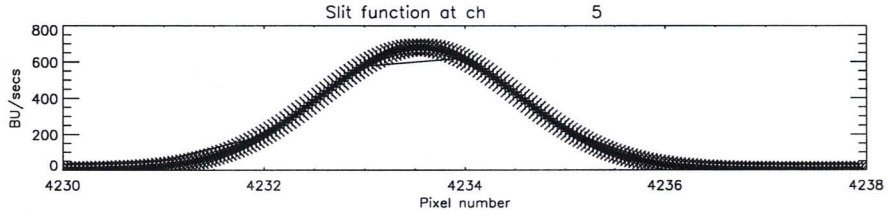
Slit function at ch 5
BU/secs
Pixel number

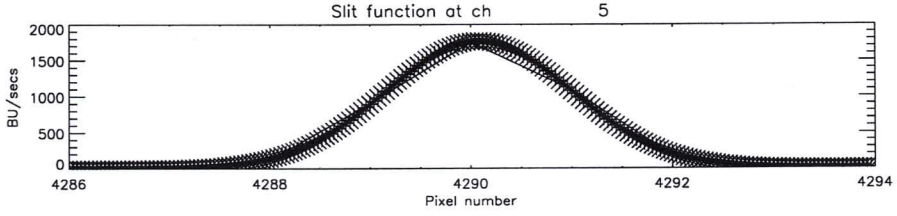
Slit function at ch 5
BU/secs
Pixel number

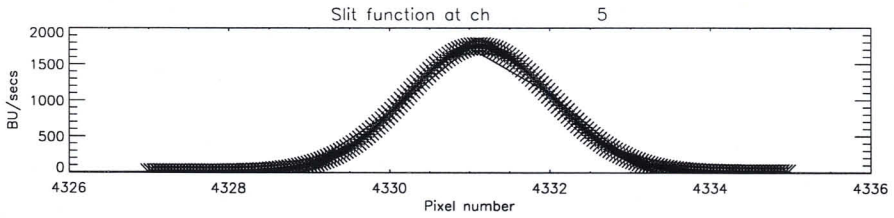
Slit function at ch 5
BU/secs
2000
1500
1000
500
0
4326
4328
4330
4332
4334
4336
Pixel number

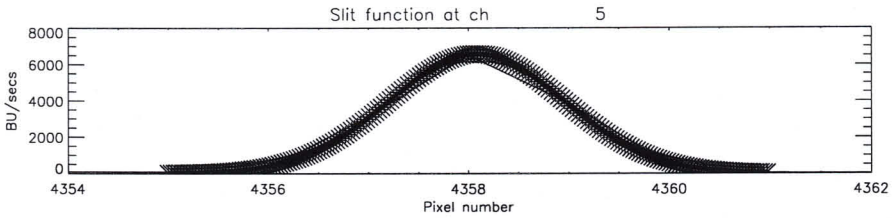
Slit function at ch 5
BU/secs
8000
6000
4000
2000
0
4354
4356
4358
4360
4362
Pixel number

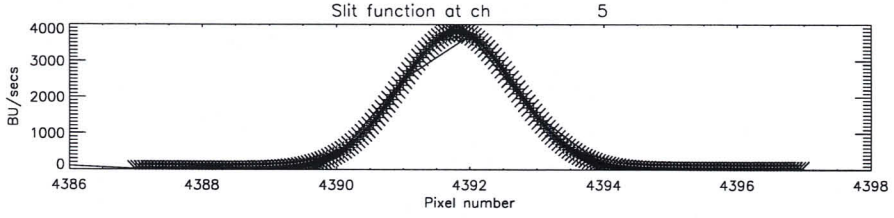
Slit function at ch 5
BU/secs
4000
3000
2000
1000
0
4386
4388
4390
4392
4394
4396
4398
Pixel number

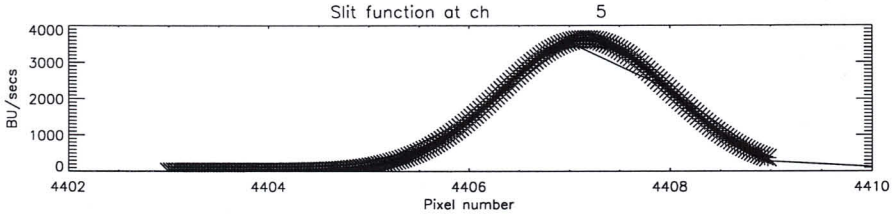
Slit function at ch 5
BU/secs
4000
3000
2000
1000
0
4402
4404
4406
4408
4410
Pixel number

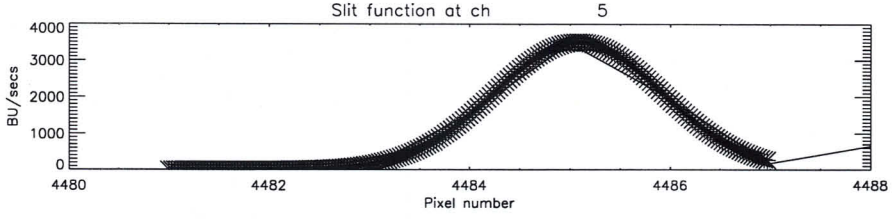
Slit function at ch 5
BU/secs
4000
3000
2000
1000
0
4480
4482
4484
4486
4488
Pixel number

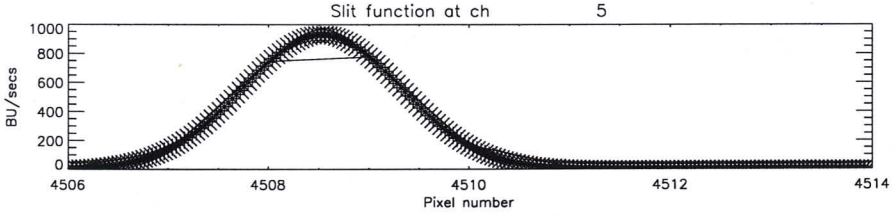
Slit function at ch 5
BU/secs
1000
800
600
400
200
0
4506
4508
4510
4512
4514
Pixel number

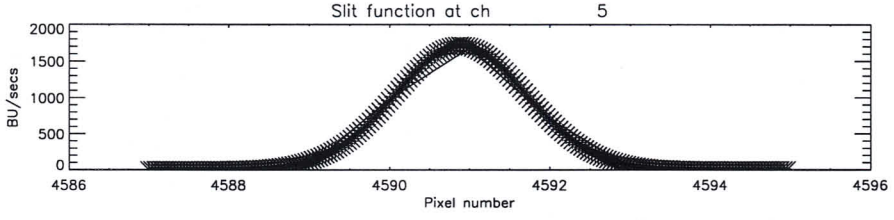
Slit function at ch 5
BU/secs
2000
1500
1000
500
0
4586
4588
4590
4592
4594
4596
Pixel number

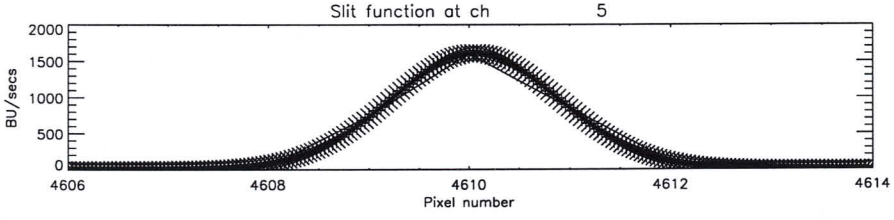
Slit function at ch 5
BU/secs
2000
1500
1000
500
0
4606
4608
4610
4612
4614
Pixel number

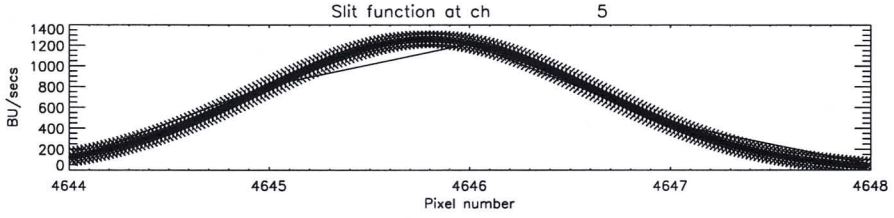
Slit function at ch 5
BU/secs
1400
1200
1000
800
600
400
200
0
4644
4645
4646
4647
4648
Pixel number

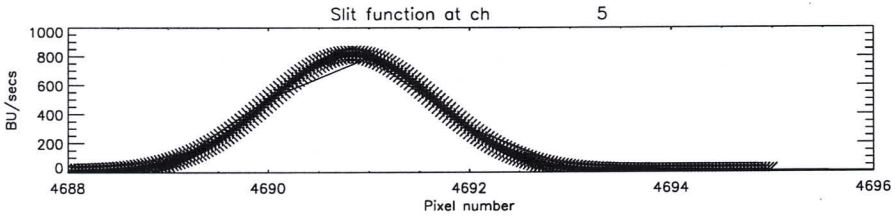
Slit function at ch 5
BU/secs
1000
800
600
400
200
0
4688
4690
4692
4694
4696
Pixel number

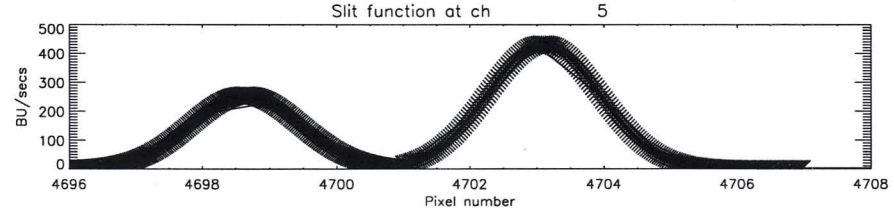
Slit function at ch 5
BU/secs
500
400
300
200
100
0
4696
4698
4700
4702
4704
4706
4708
Pixel number

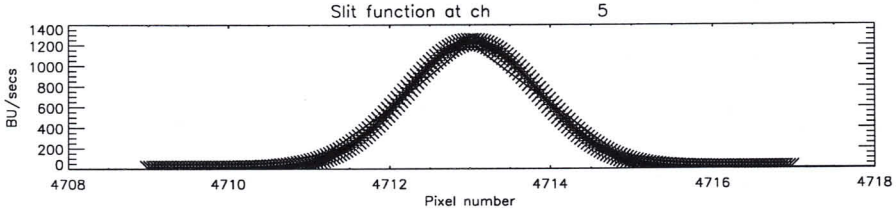
Slit function at ch 5
BU/secs
1400
1200
1000
800
600
400
200
0
4708
4710
4712
4714
4716
4718
Pixel number

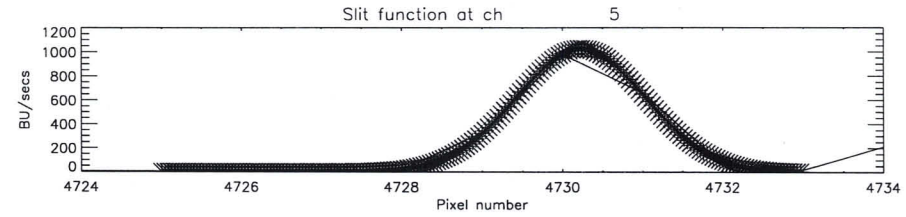
Slit function at ch 5
BU/secs
Pixel number

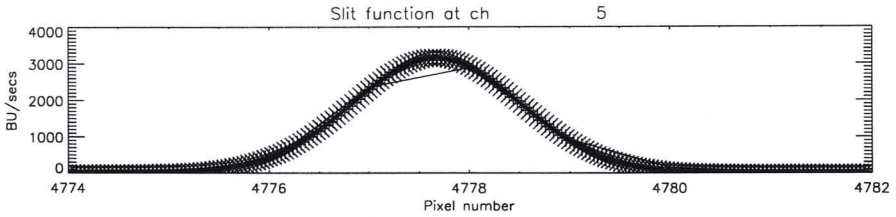
Slit function at ch 5
BU/secs
Pixel number

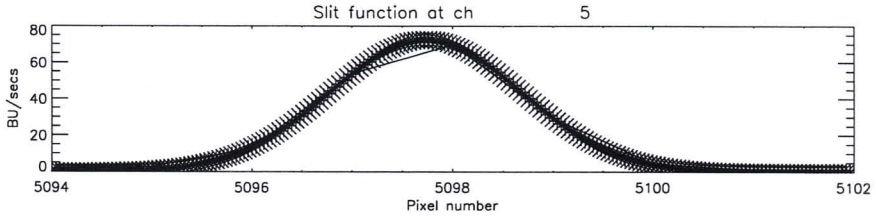
Slit function at ch 5
BU/secs
Pixel number

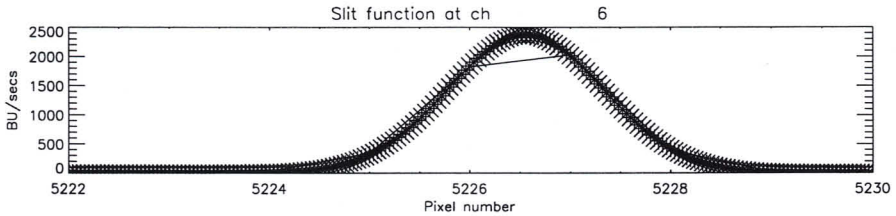
Slit function at ch 6
BU/secs
Pixel number

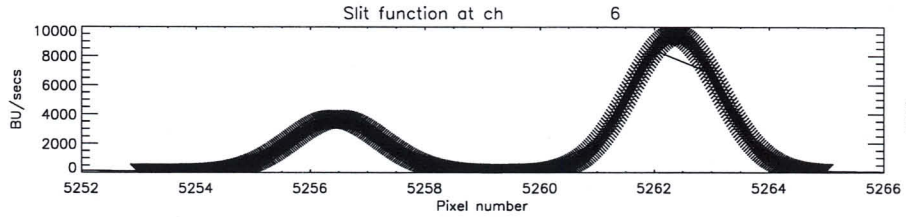
Slit function at ch 6
BU/secs
Pixel number

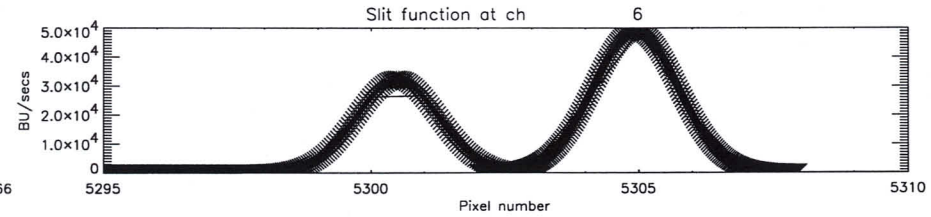
Slit function at ch 6
BU/secs
Pixel number

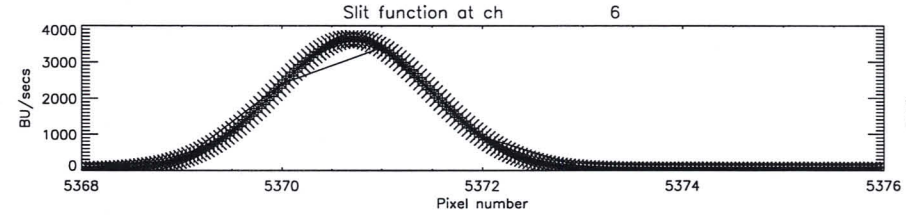
Slit function at ch 6
BU/secs
Pixel number

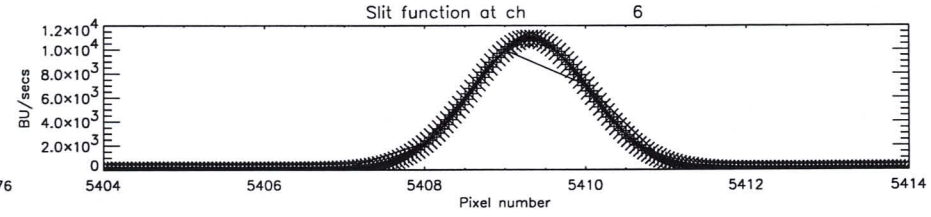
Slit function at ch 6
BU/secs
Pixel number

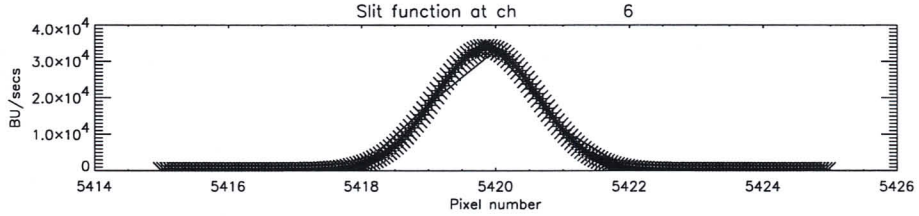
Slit function at ch 6
BU/secs
Pixel number

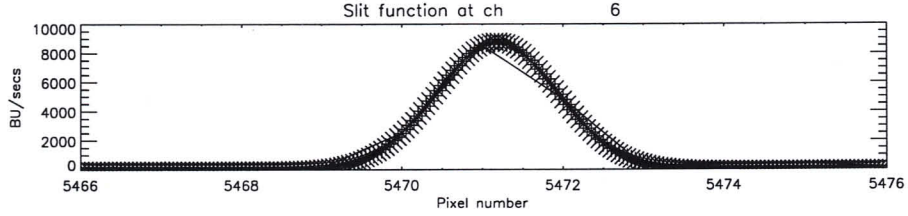
Slit function at ch 6
BU/secs
Pixel number

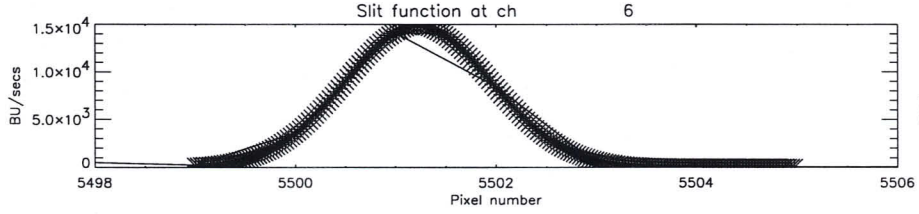
Slit function at ch 6
BU/secs
Pixel number

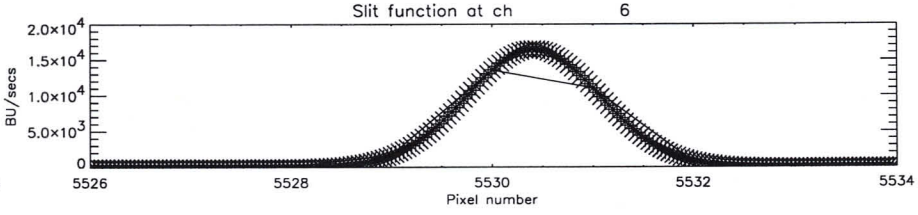
Slit function at ch 6
BU/secs
Pixel number

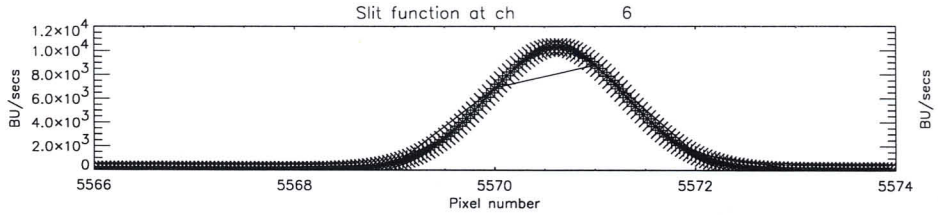
Slit function at ch 6
BU/secs
Pixel number

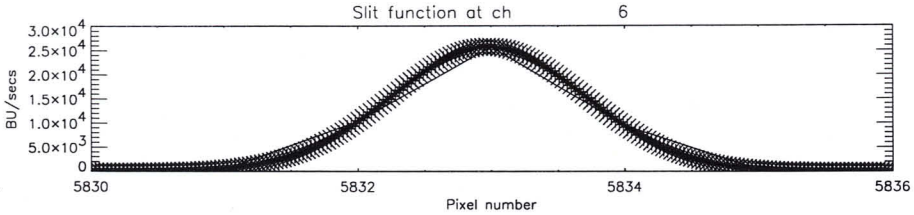
Slit function at ch 6
BU/secs
Pixel number

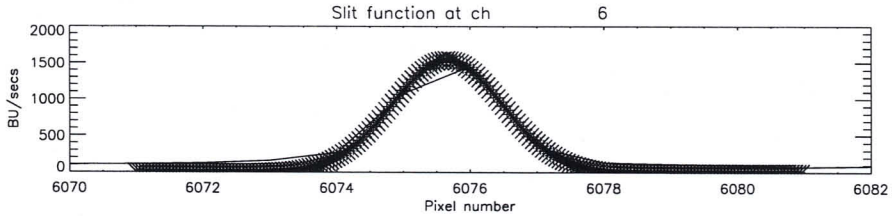
Slit function at ch 6
BU/secs
Pixel number

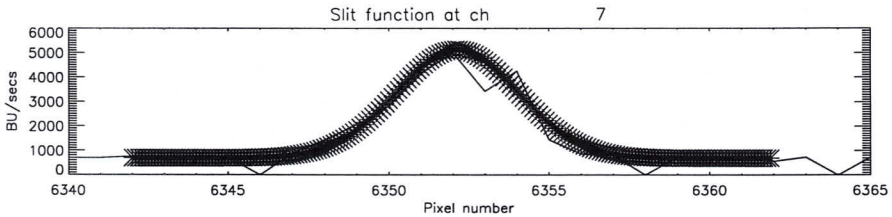
Slit function at ch 7
BU/secs
Pixel number

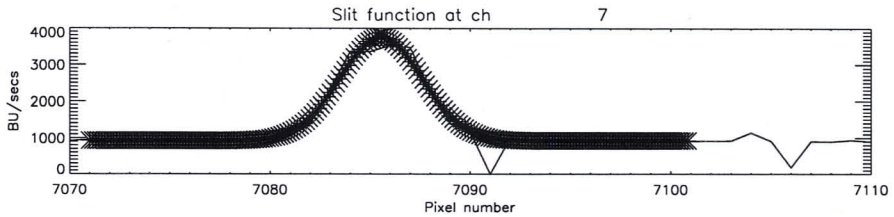
Slit function at ch 7
BU/secs
Pixel number

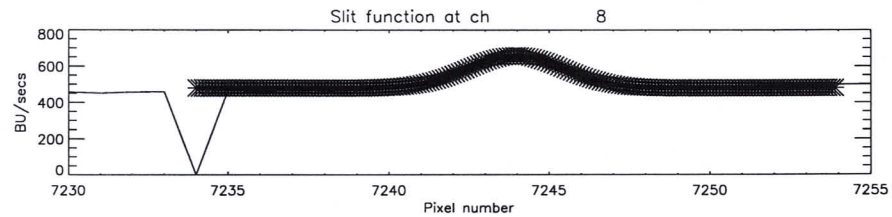
Slit function at ch 8
BU/secs
Pixel number

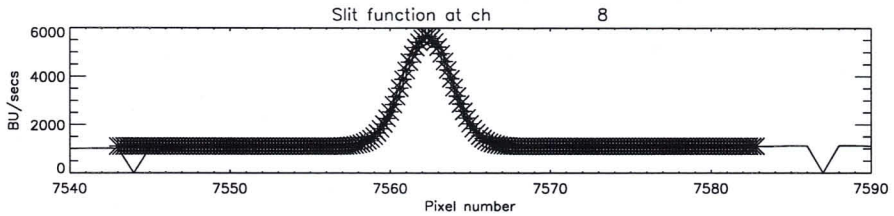
Slit function at ch 8
BU/secs
Pixel number

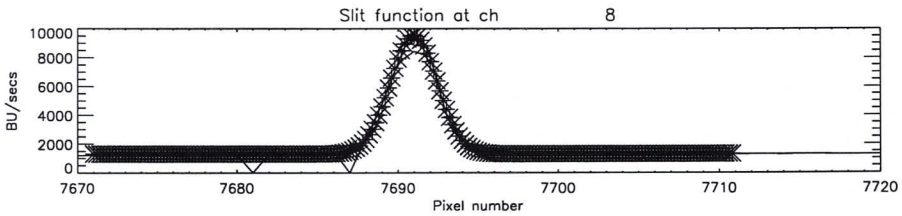
Slit function at ch 8
BU/secs
Pixel number

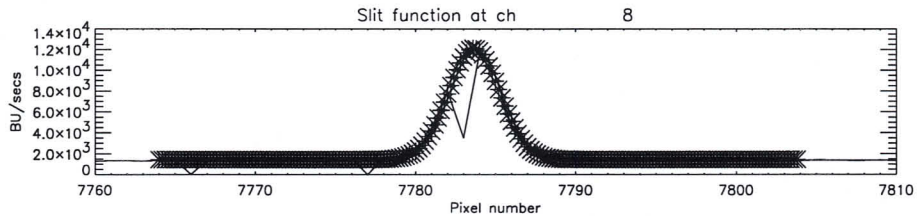
Slit function at ch 8
BU/secs
Pixel number

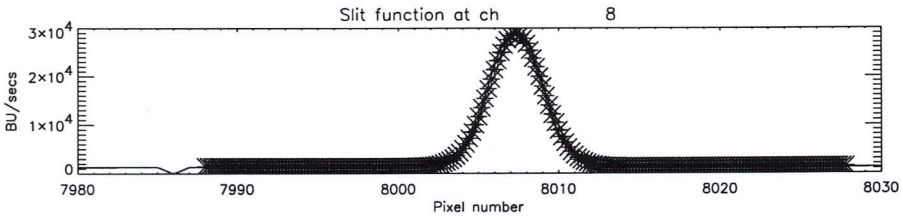
Slit function at ch 8
BU/secs
Pixel number

Version: 0.1
Input files:

/disk1/scia/DATA-DIR/SLS-EXT/4/scia_06091998_114916259.egse_ltf.du1.avg.cal
 and

/disk1/scia/DATA-DIR/SLS-EXT/4/scia_06091998_114916259.egse_ltf.sp1.avg.cal
Action:
Spectral calibration
PPG correction filename used: /disk1/scia/DATA-DIR/CORR/060998/ppg.cal
ETALON correction filename used: /disk1/scia/DATA-DIR/CORR/060998/etalon.cal
PIXEL correction filename used: /disk1/scia/DATA-DIR/CORR/060998/dead_bad.pix
WL correction filename used: /disk1/scia/DATA-DIR/CORR/060998/wl.data
STRAYLIGHT correction filename used: /disk1/scia/DATA-DIR/CORR/060998/stray.da
Coefficients in files /disk1/scia/DATA-DIR/SLS-EXT/4/scia_06091998_114916259.e
Processing time: Mon Sep 7 05:34:31 1998
Output file name:
/disk1/scia/DATA-DIR/SLS-EXT/4/scia_06091998_114916259.egse_ltf.sp1.avg.cal.ga

Version: 0.1
Input files:

/disk1/scia/DATA-DIR/SLS-EXT/4/scia_06091998_114916259.egse_ltf.du1.avg.cal
 and

/disk1/scia/DATA-DIR/SLS-EXT/4/scia_06091998_114916259.egse_ltf.ss1.avg.cal
Action:
Spectral calibration
PPG correction filename used: /disk1/scia/DATA-DIR/CORR/060998/ppg.cal
ETALON correction filename used: /disk1/scia/DATA-DIR/CORR/060998/etalon.cal
PIXEL correction filename used: /disk1/scia/DATA-DIR/CORR/060998/dead_bad.pix
WL correction filename used: /disk1/scia/DATA-DIR/CORR/060998/wl.data
STRAYLIGHT correction filename used: /disk1/scia/DATA-DIR/CORR/060998/stray.da
Coefficients in files /disk1/scia/DATA-DIR/SLS-EXT/4/scia_06091998_114916259.e
Processing time: Mon Sep 7 05:36:09 1998
Output file name:
/disk1/scia/DATA-DIR/SLS-EXT/4/scia_06091998_114916259.egse_ltf.ss1.avg.cal.ga

	LOG SHEET SCHIAMACHY CALIBRATION	
Date/Time	**Description of action**	**Measurement directory**
6/9/98	YO Nyssen. Ghost hunting Analysed dirs: - $DATA-DIR/STRAY-VIS IR-1/3 /STRAY-UV-I/11 / " /13 Bart's (idl een) program was used to determine parent peaks and corresponding ghost peaks. Pixel n° and binary value noted in "ghosts.xls"	

Parent pix no vs Ghost pix no
STRAY-UV-I/11
Channel 1

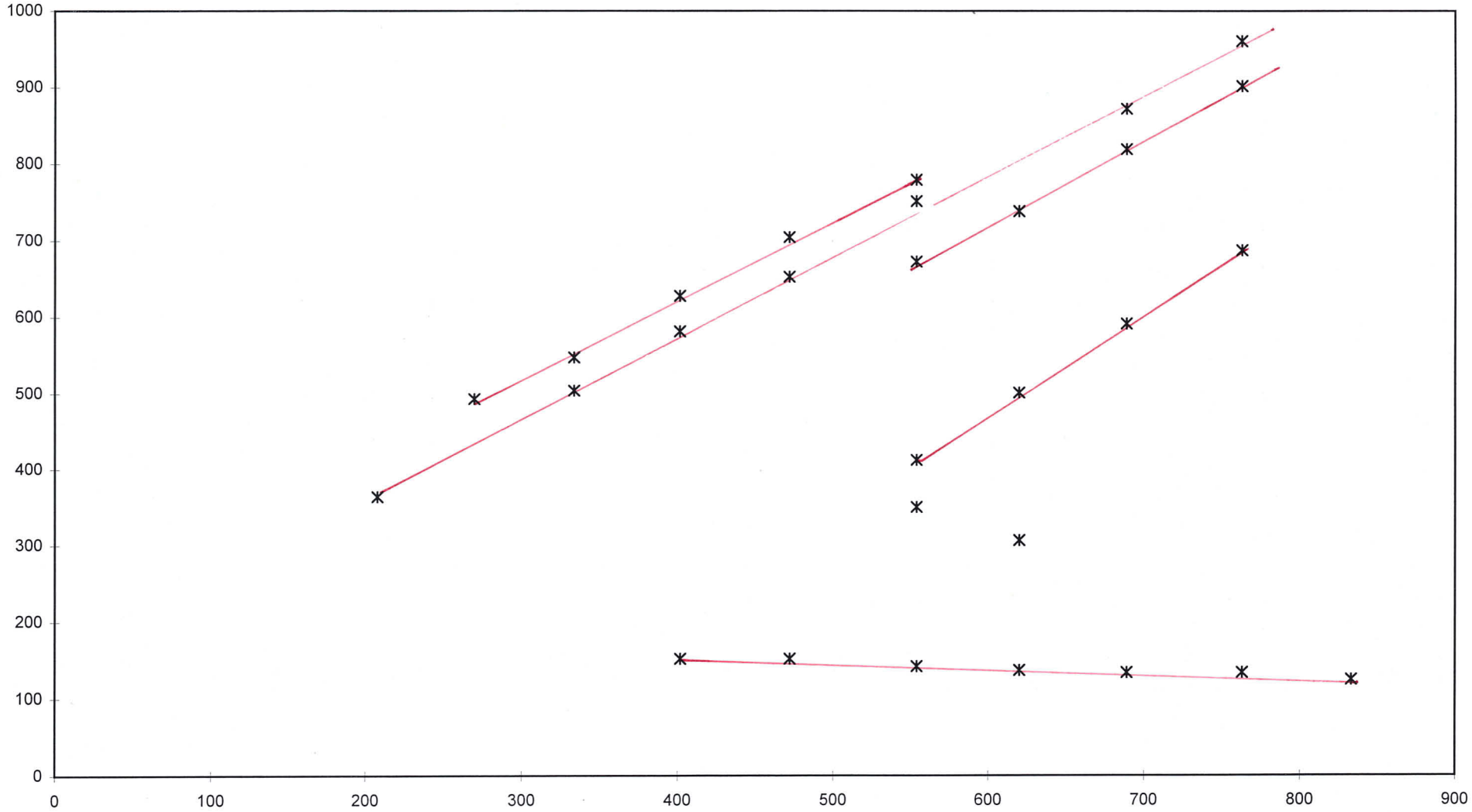

Parent pix no vs Ghost pix no
STRAY-UV-I/11
Channel 2

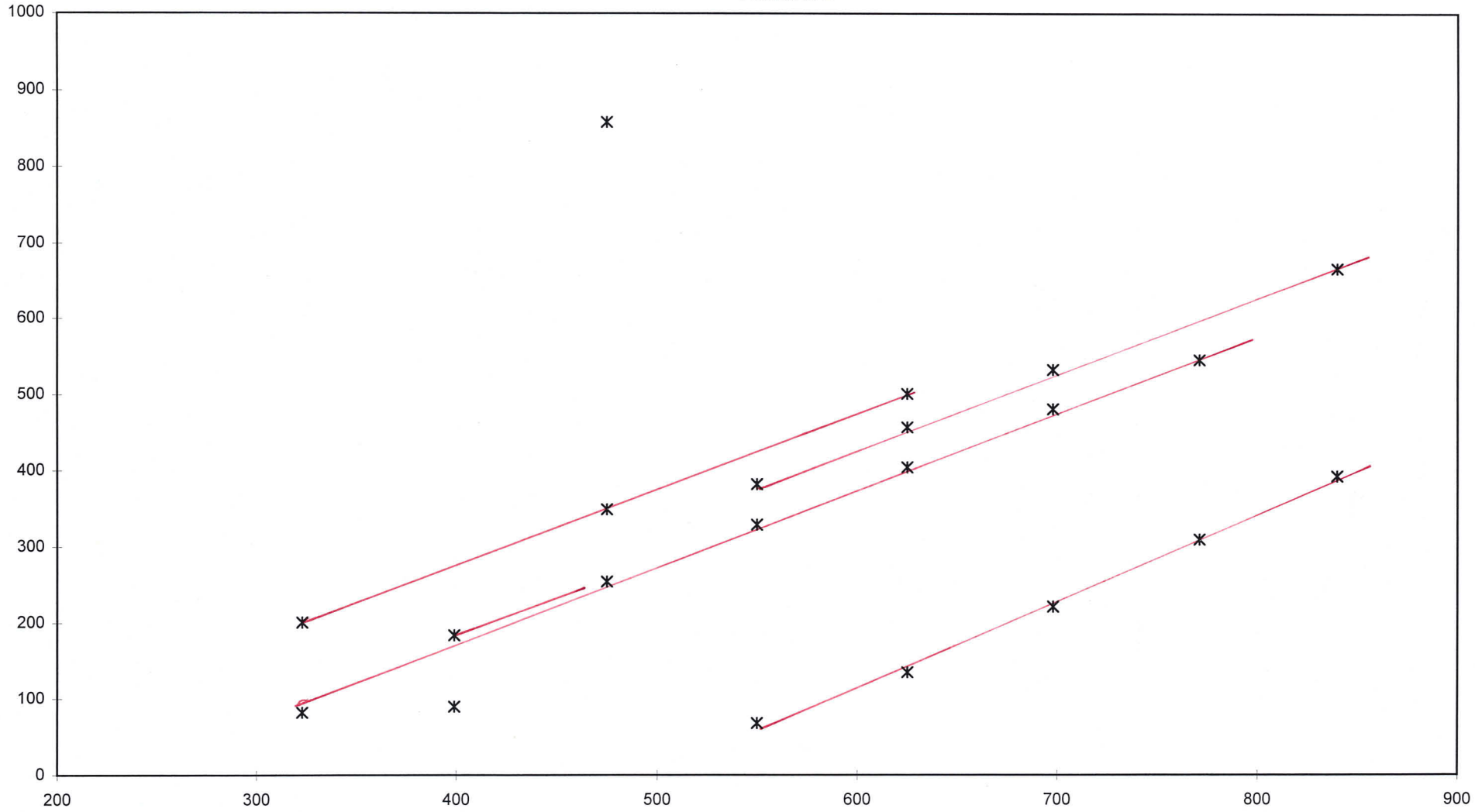

Parent pix no vs Ghost pix no
STRAY-UV-I/11
Channel 3

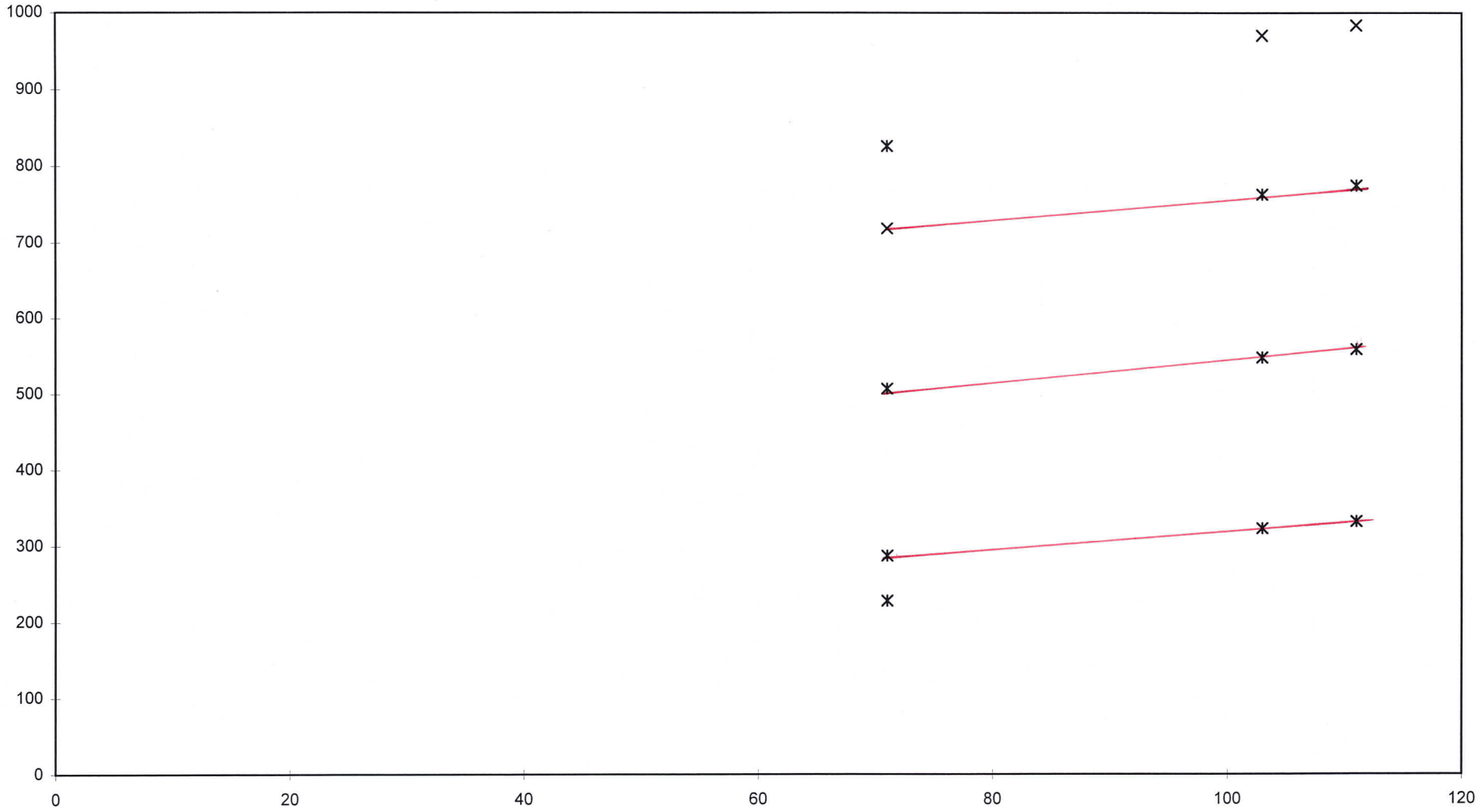

30	[illegible]		
	279	6,0791	5
p	822	1577g.[illegible]	CH5
°	44	733,06	CH6
	340	3,633	5
p	896	1005 2,1	CH5
°	68	5297,71	CH6
	p156	123619	CH6
	[illegible]517	14,663	6
	692	7,45134	6
3	p250	122002	CH6
	↓?		
	104	9,33	5
	333	35,5161	5
4	[illegible]		
	153	19,5089	5
p	338	121590	5
	377	53.6148	5
	423	22.0183	5
35	339	27,9151	5
	385	41,9603	5
p	427	121950	5
	472	50,3690	5
36	440	0,08993	5
p	520	05603.0	5
	565	16,2189	5
	611	0,69701	5
(5+)	565	24.2591	5
p	612	122077	5

/DATA-DIR/STRAY-VOIR-I/3

	pxl	Bin val.	CH #
p	702	sat. 3867	3
	401	2,780	3
	991	2,019	3
	96	0,9319	3
p	945	3867	3
	438	3,205	3
	127	1,065	3
p	786	3867	3
	478	3,577	3
	159	1,179	3
p	829	3867	3
	515	4,004	3
	192	1,311	3
r	870	3864	3
	553	3655	3
	224	1,207	3
p	911	2450	CH3
	255	0,4344	3
	589	1,222	3
p	28	11657	CH4
	343	7,2415	4
	575	1,8259	4
	752	2,2434	4
	831	2,0004	4
p	953	169,049	CH3
p	72	15773	CH4
	395	9,16891	4
	629	2,3219	4
	810	2,9534	4
	895	2,7197	4
p	1011	433,080	CH3
	687	0,4121	3
p	142	15777	CH4
	475	10,2937	4
	719	2,8743	4
	899	3,5460	4
	989	2,7946	4

9
p97 6,8368 CH3 afgekapt?
944 1,4408 3
844 2,7127 3
p268 15778 CH4
555 10.1328 4
801 2,3206 4
989 2,6754 4

10 914 1,38071 CH3
p 284 15776 CH4
636 10,6405 4
891 2,6576 4

11 987 2,7682 CH3
p 350 15777 CH4
715 9,0104 4
972 2,0663 4

12 908 0,61155 CH3
59 11,1926 CH4
p428 15784 4
795 0,7223 4

13 120 10,6181 CH4
p 490 15784,2 4
074 9,04401 4

14 181 8,64880 CH4
p 567 15782 4
952 8,37791 4

15 244 0,15277 4
p 638 15459 4
1002 1,03251 → ???

16 306 8,06715 4
p711 15122g 4

17 877 0,7553 4
371 6,5485 4
p 785 12670,8 4

18 132 0,5757 → ??
435 4,3216 4
p 857 8160,28 CH4
p 14 852,42 CH5
422 0,91406 5
695 6,3753 → 5???
832 → 5???

19 49 1.0637 → ??
p 927 1676.21 CH4
p 62 5660.03 CH5
480 3,3592 5
767 1,0255 → 5??
903 1,4735 5

20 561 0,6171 4
p999 960,48 CH4
p112 6310,30 CH5
542 2,9678
835 0,9094 5
970 1,1396 5 (?)

21 848 0,6594 CH4 (?)
p181 6436,94 CH5
623 2,79606 5
924 0,8640 5

22 951 1,0573 CH4
p250 7846,28 CH5
705 3,0579 5

23 p321 11278,4 CH5
787 4,7384 5

24 p393 15680 CH5
871 6,166 5

25 p467 15734 CH5
952 7,6934 5

26 46 10,4302 CH5
p542 15737,7 5

27 102 11.7550 CH5
p603 15739 5

28 160 11,0821 5
p683 15743 CH5

29 219 9,52160 CH5
p755 15759 5
p18 103.603 CH6

p	208	3473,92	CH1	
	364	2,38817	CH1	240
p	270	6490,07	CH1	
	493	2,11053	CH1	248
p	334	7414,84	CH1	
	504	3,239	CH1	
	548	2,825	CH1	252
	152	1,128	CH1	
p	402	8684,55	1	
	582	3,752	1	264
	628	3,186	1	
	148	1,004	1	
	472	10084,3	1	272
	653	5489	1	
	705	4,327	1	
	142	1,345	1	
	[illegible]	1,945	1	
	[illegible]	6,679	1	280
	544	14847,7	1	
	673	6477	1	
	725	6,934	1	
	780	5,219	1	
	137	2,234	1	
	306	1,721	1	
	591	22,488	1	288
	620	2334,7	1	
	739	10,748	1	
	794	9,913	1	
	134	3,630	1	
	592	62,591	1	
	089	3043,69	1	296
	320	14,029	1	
	[illegible]	11,733	1	
	134	3,188	1	
	688	57,079	1	304
	763	30340	1	
	303	14,240	1	
	361	10,289	1	
	983	70,108	2	
	125	1,609	1	
	833	8756,85	1	
	890	27,604	1	312
	474	8,513	2	
	711	3,002	2	
	904	11489	2	
	126	1,087	1	
	913	163,93	1	
	962	28,58	1	320
	392	11,134	2	
	[illegible]	[illegible]	[illegible]	
	667	5,926	2	
	840	22105	2	

CHANNEL	PIX PARENT	BU/S	
12			
1	122	1,345	
1	900	127,07	320
2	309	12,036	
2	546	10,126	
2 p	771	27593	
13			
1	118	1,306	
2	221	15,122	336
2	481	8,299	
2	533	11,484	
2 p	698	34775	
14			
	120	0,800	
2	135	11,053	344
2	404	5,057	
2	457	6603	
2	501	8,615	
2 p	625	18564	
15			
1	113	0,817	
2	68	2,584	352
2	329	5,710	
2	382	6684	
2 p	550	18725	
16	[illegible]		
1	113	49,88	360
2	254	5,595	
2	349	9,180	
2 p	475	20445	
2	859	2,197	
4	602	0,669	
17			
1	110	32,928	
2	90	3,265	368
2	184	5,014	
2	399	29871	
4	606	0,684	
[illegible]			
18			
[illegible]			376
1	110	395,98	
2	02	4,992	
2	201	9,091	
2	323	25615	
4	746	1,530	
19	1	104 0,393	384
2 p	248	30734	
20	1	103 0,509	
2	174	28481	392
3	44	2951	
3	66	14,073	
3	185	1,160	
3	258	0,957	
3	323	0,572	
3	468	0,489	

21	Ch.	Pount	pix	BU/S	
2		1	100	[illegible] 6318	
3	p	71	21556		
3		228	6,843		
3		287	10,287		400
3		507	3,371		
3		719	5,234		
3		827	1,728		
3		925	2,527		
4		976	1,789		
22					
2		40	169,01		
3	p	103	30909		
3		323	19,613		408
3		548	6,472		
3		764	0,958		
3		971	5,759		
23	[illegible]				
2		11	110,87		
3		111	30952		
3		332	19,141		416
3		559	7177		
3		776	9,477		
[illegible]					
3		984	7,141		

STRAY-UV-1 / 13

2

Channel	parent pix	BU/S	
) 1	p	287 66,207	
) 1	p	455 88,119	270 um
) 1	p	634 304,211	

STRAY-UU-1/22

n°	pix	binval	ch.	
1	205	1630.78	1	
240	256	20,818	1	
	268	3041.19	1	
46	312	43,721	1	
5	334	337798	1	
256	372	50.354	1	
1	401	3877.64	1	
	430	49,248	1	
64	583	0,933	1	
64	637	0,779	1	
	470	4608,42	1	
	604	1,130	1	
82	652	1,289	1	
	705	1,035	1	
2	400	1,787	1	
	541	6002,10	1	
	354	0,582	1	
	145	0,358	1	
90	679	1,476	1	
	728	1,508	1	
	780	1,094	1	
7	498	5,873	1	
	613	8917.50	1	
	665	0,525	1	
	739	2,369	1	
288	789	2,017	1	
3	588	17,462	1	
96	687	12423,6	1	
	741	11,6103	1	
	822	2,971	1	
	871	2,272	1	
3	682	13,901	1	
	759	12452,1	1	
04	813	11,865	1	
	900	2,702	1	
	953	1,616	1	
	987	23,925	2	
0	832	3833,22	1	
	888	8,703	1	
512	912	4226,88	2	
	481	2,535	2	

n°	pix	binval	ch.	
11	910	60.804	1	320
	959	9,311	1	
	397	3,477	2	
	842	8621,39	2	
	618	0,984	2	
	674	1,302	2	
	699	1,303	2	
12	125	0,321	1	
	980	46,525	1	
	314	3,506	2	328
	527	1,829	2	
	603	1,44	2	
	645	1,88	2	
	678	2044	2	
	773	1098,8	2	
13	123	0,41	1	
	227	4,95	2	336
	482	1,66	2	
	535	2,35	2	
	562	2,29	2	
	701	13725,1	2	
14	121	0,24	1	
	141	3,44	2	
	410	1,05	2	344
	461	1,43	2	
	502	1,99	2	
	628	7565,8	2	
15	118	0,34	1	
	89	0,50	2	
	336	1,07	2	352
	451	1,78	2	
	553	7334,5	2	
16	118	0,24	1	
	257	1,11	2	360
	351	1,94	2	
	478	7950,68	2	
	833	0,69	2	
	606	0,29	4	
17	117	0,23	1	
	178	0,93	2	
	250	1,60	2	368
	299	2,09	2	
	401	1169,0	2	
	676	0,33	4	

n°	pix	bin	ch.	
18	111	0,16	1	
	96	0,98	2	
	153	1,29	2	376
	202	1,85	2	
	327	1009,1	2	
	746	0,62	4	
19	252	11972,1	2	384
	11	39,28	3	
20	177	11412,4	2	
	40	620,94	3	392
	61	2,40	3	
21	103	4203,3	2	
	39	8,06	3	
	69	9642,80	3	
	91	19,55	3	
	161	1,29	3	
	226	1,49	3	
	287	3,68	3	400
	323	0,86	3	
	506	1,24	3	
	717	1,64	3	
	830	0,53	3	
	920	0,82	3	
	972	0,71	4	
22	30	67,22	2	
	69	14,28	3	
	102	18437,7	3	
	135	18,11	3	
	198	2,99	3	
	262	2,05	3	408
	323	7,55	3	
	359	1,30	3	
	546	2,49	3	
	761	3,05	3	
	874	0,77	3	
	964	1,71	3	

Parent pix no vs Ghost pix no
STRAY-UV-I/22
Channel 1

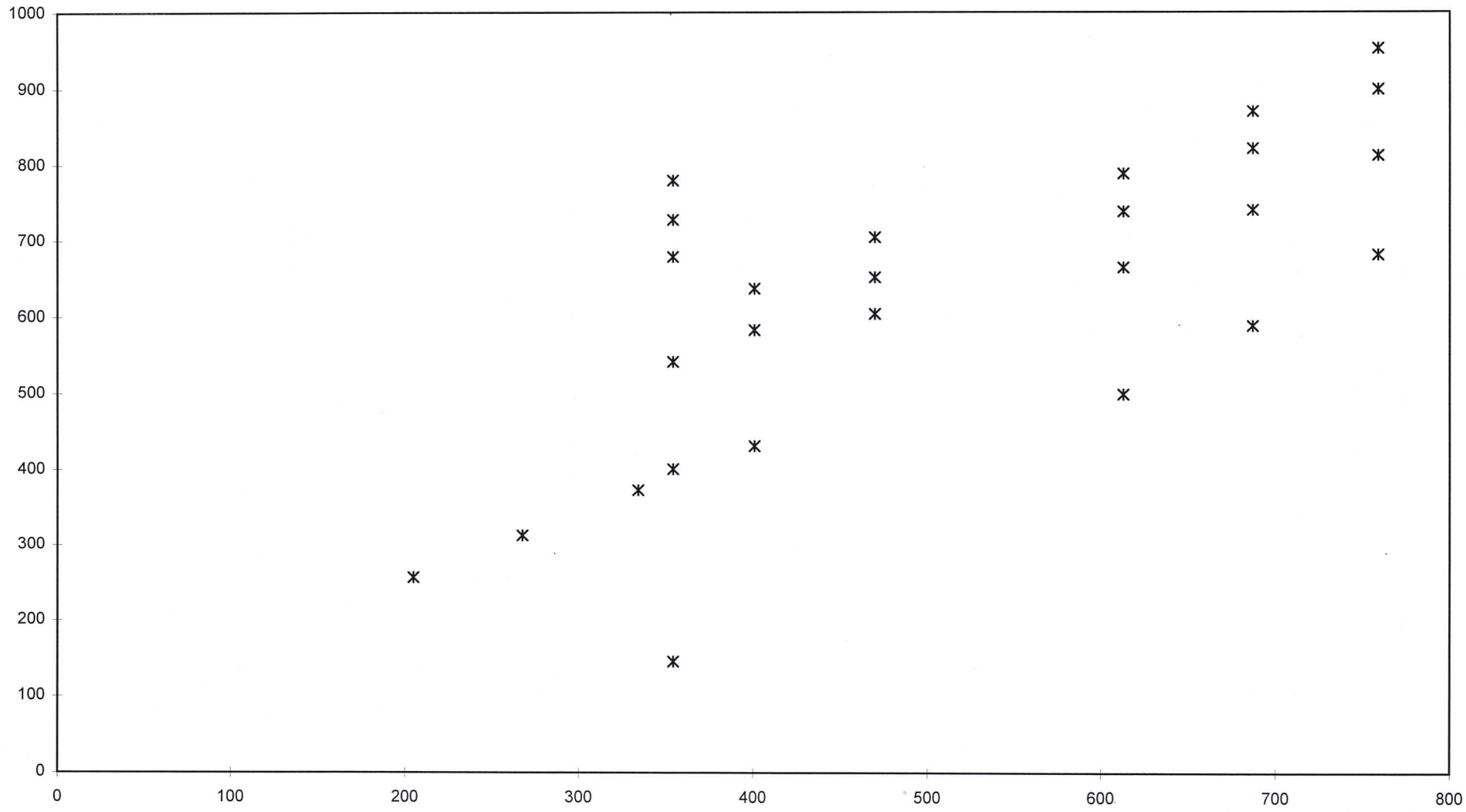

Parent pix no vs Ghost pix no
STRAY-UV-I/22
Channel 2

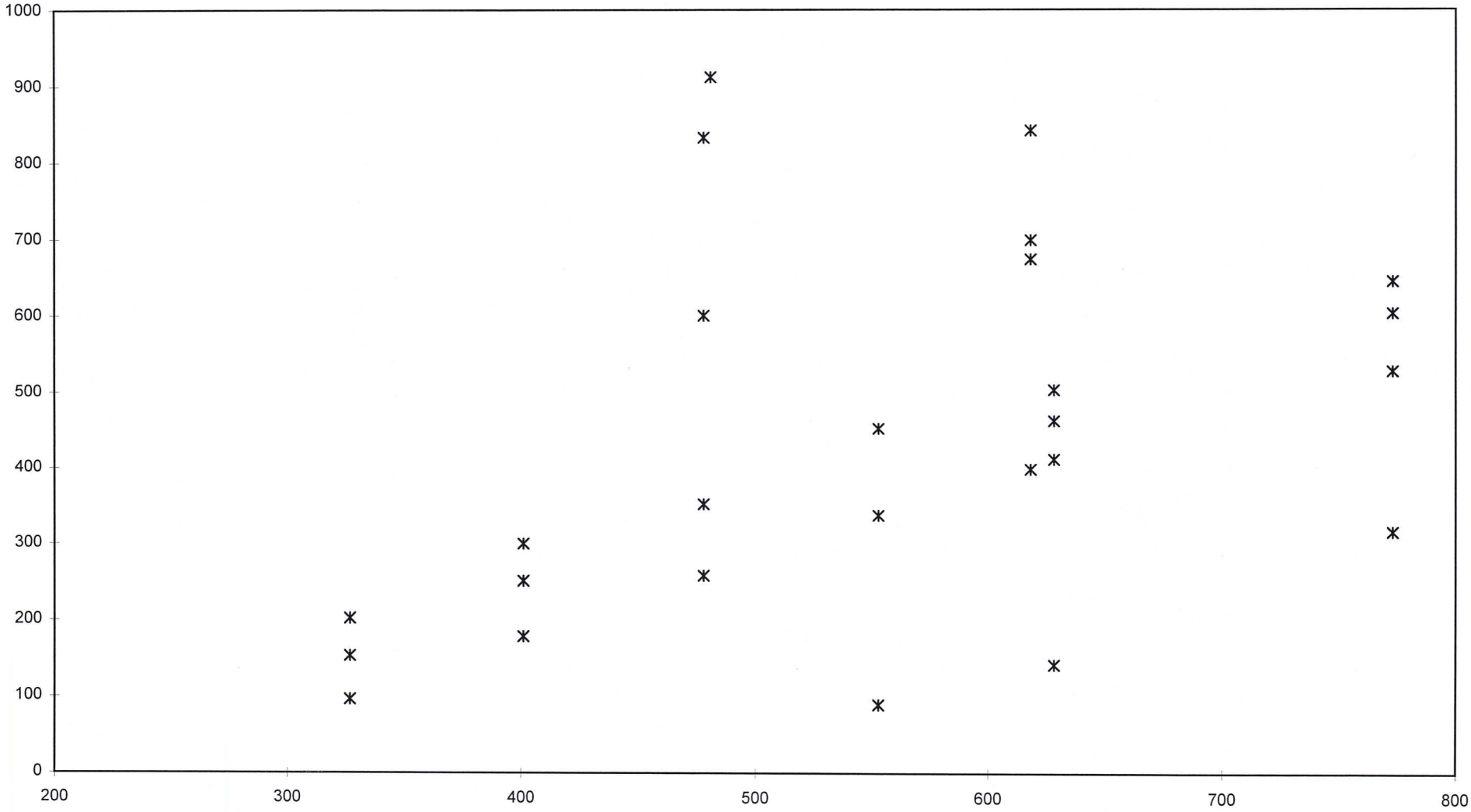

Parent pix no vs Ghost pix no
STRAY-UV-I/22
Channel 3

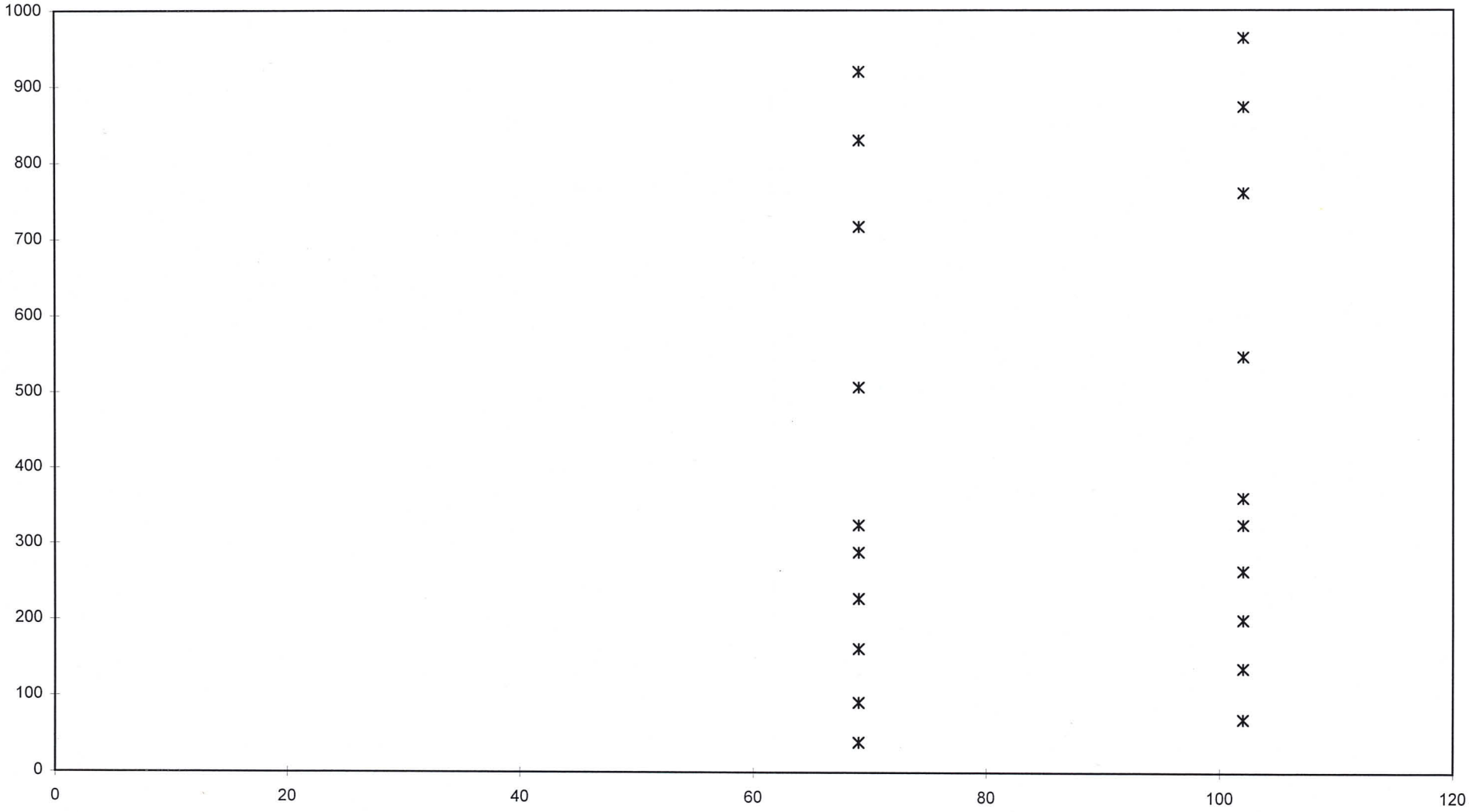

Formal Run of Measurement

(Measurement ID) STRAY_UV-VIS

TESTRUN

Request for Actual Status		(cross out entries that are **not** requested.)
Request for Modification	X	(fill in only entries to be modified)
Request for Run	X	(no entries = run based on actual default settings)

Scanner Positions

Azimuth	+45.000	deg ✓
Elevation	-45.000	deg

Timeline for each Data Acquisition Period during Measurement

	1	2	3	4	5	6	7	8	9	10
State ID	47	✓								
Repetitions	1									

State Parameters for States used in Timeline (State ID must be given)

Step 16-8

NO DIFFUSOR

DETERMINE PET's

DIRECTORY: STRAY-UV-I/16

Channel	PET [s] or H#	Co-Adding	PET [s] or H#	Co-Adding	PET [s] or H#	Co-Adding	PET [s] or H#	Co-Adding
1a	0,5	64						
1b	0,5	64						
2b	0,5	64						
2a	0 5	64		✓				
3	1	64						
4	2	32						
5	64	1						
6	16	4						
7	2	32						
8	2	32						
State ID								

Stimuli Settings

Block No	Stimuli Setup											
1		1	1	0.0	171.6	close	1 start	240	240	0	1	DU1 50
2		2	1	0.0	171.6	open	1 start	240	240	0	1	MS~ 8
3		3	1	0.0	171.6	open	1 start	248	280	8	1	MS~ 3
4		4	1	0.0	171.6	open	1 start	288	320	8	1	MS~ 3
5		5	1	0.0	171.6	open	1 start	328	360	8	1	MS~ 3
6		6	1	0.0	171.6	open	1 start	368	410	8	1	MS~ 3
7		7	1	0.0	171.6	open	1 start	410	410	0	1	MS~ 3
8		8	1	0.0	171.6	close	1 start	410	410	0	1	DU2 8

Measurement D

			Date	Signature
Test Purpose	TESTRUN ch 1&2 S-pol			
Remark	MID 26	Issued	6/9/98	
Data Directory	0249_ . . _	< Performed	6/9/98	

Formal Run of Measurement

(Measurement ID) STRAY_UV-VIS

Request for Actual Status		(cross out entries that are not requested.)
Request for Modification	X	(fill in only entries to be modified)
Request for Run	X	(no entries = run based on actual default settings)

Scanner Positions

Azimuth	+45.000	deg ✓
Elevation	-45.000	deg

Timeline for each Data Acquisition Period during Measurement

	1	2	3	4	5	6	7	8	9	10
State ID	47	✓								
Repetitions	10									

State Parameters for States used in Timeline (State ID must be given)

Step 16-8

NO DIFFUSOR

DIRECTORY: STRAY-UV-I/17

Channel	PET [s] or H#	Co-Adding	PET [s] or H#	Co-Adding	PET [s] or H#	Co-Adding	PET [s] or H#	Co-Adding
1a	1	64						
1b	1	64						
2b	1	64						
2a	1	64		✓				
3	1	64						
4	2	32						
5	64	1						
6	16	4						
7	2	32						
8	2	37						
State ID								

Stimuli Settings

Block No	Stimuli Selection											
1	1	1	0.0	171.6	close	1 start	240	240	0	1	DU1	50
2		1	0.0	171.6	open	1 start	240	240	0	1	MS-	8
3		1	0.0	171.6	open	1 start	248	280	8	1	MS-	3
4		1	0.0	171.6	open	1 start	288	320	8	1	MS-	3
5		1	0.0	171.6	open	1 start	328	360	8	1	MS-	3
6		1	0.0	171.6	open	1 start	368	410	8	1	MS-	3
7		1	0.0	171.6	open	1 start	410	410	0	1	MS-	3
8		1	0.0	171.6	close	1 start	410	410	0	1	DU2	8

Measurement D

			Date	Signature
Test Purpose	ch 182 S-pol			
Remark	UID 26	Issued	6/9/98	
Data Directory	0249_21.52.51_STRAY_UV-VIS	< Performed	7/9/98	

O:\AIT\CALIBRATION\FORMBLATT.XLS]

STEP	ACTION	RESULT	MARKER
Intro	Your name: Date:	Dion Oude Lansink 7-9-'98	
	What's the name of the (main) data input files generated by the EGSE? `(*.dat)`	scia_060919g8_215728489	(A)
	Setup a three-window configuration on your SUN.		see course descr.
Cnstr directory	`cd ~/DATA-DIR/STRAY-UV-I/ ;` `ls -l`		Note: In window DATA-DIR
	highest number in directory?	16	(B)
	New directory: `mkdir <B+1>` `ls -l`		
	What's now the highest number in directory?	17	(C)
	<C> should be <B> + 1	(Y) / N	
	directory name is:	~/DATA-DIR/STRAY-UV-I/<C>	(DIR-NAME)
Copy data	See Analysis sheet: Transfer Data File	(Y) / N	In DATA-DIR window
Cnstr EGSE_LTF	`cal_raw2ltf .` (Error messages are not necessarily fatal; check with SOLAN --in solan window-- whether output file is okay: there should be a signal present, and `dremark1` labels should be filled) `ls -l *.egse_ltf`		Note: In window DATA-DIR; ***don't forget the dot !!!;*** *May take more than 15 mins.*

What's the name of the egse_ltf file <A>.egse_ltf (D)

<D> should be <A>.egse_ltf (Y) / N

Cnstr CAL files: idl run_fastaverscia (and select file <D> when asked) — Note: In window IDL

Check CAL files — In DATA-DIR Window

Dark files:

ls -l *du*.cal

size: 146 kb — should be approx 150Kb

Monochromator ouput:

ls -l *mu<lambda>*.avg.cal
(where lambda is a
wavelength indicator)

size: 146 kb — should be approx 150Kb

lambda ranges from: 240
to: 400

Note: all files should be present, if not: ?

(a) Check file <D> using SOLAN and check whether dremark1 labels are present.

(b) Check if enough disk space is available (Unix command df -k | more).

Print postscript

Pick a `*.m*<lambda>.avg.cal` file.

```
lpr -P<printer> *.avg.cal.ps
```

Contents dark file `*du.avg.cal.ps` should be approx. constant within channels: Y / N

Contents of a file *mu<lambda>.avg.cal.ps should contain a peak signal in corresponding channel (cannot be seen in channels 7 and 8): Y / N

Contents of *mu<lambda>.rel_std.cal.ps files should be smaller than 0.01 (pixel 300 - - 800) for all channels. Y / N
If not, value is: _____

Add postscript images to logbook, done Y / N

Print logfiles

```
lpr -P<printer> *.log
```

Add logfiles to logbook, done Y / N

Back up	Create 3 sets of backup CDs of directory <DIR-NAME> (One CD has a capacity of 600 Mbytes, the UNIX command `/usr/bin/du -k .` gives the number of kilo bytes in the current directory).		See analysis sheet BackUp
	Name of backup CDs	0709g8B	

Sign:	Name	Dion Oude Lansink
	Date and time	7-9-'90
	Signature	

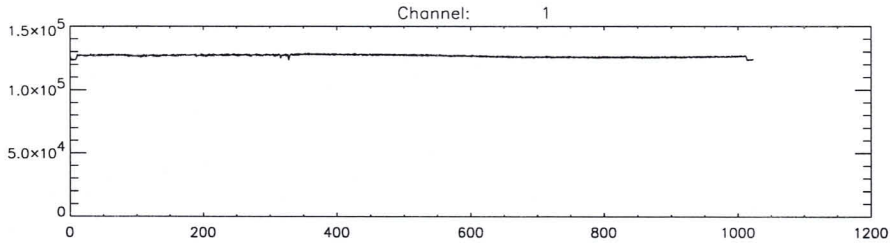
Channel: 1
1.5×10^5
1.0×10^5
5.0×10^4
0
0
200
400
600
800
1000
1200

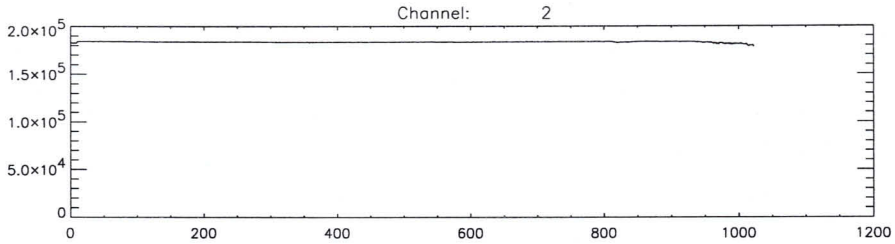
Channel: 2
2.0×10^5
1.5×10^5
1.0×10^5
5.0×10^4
0
0
200
400
600
800
1000
1200

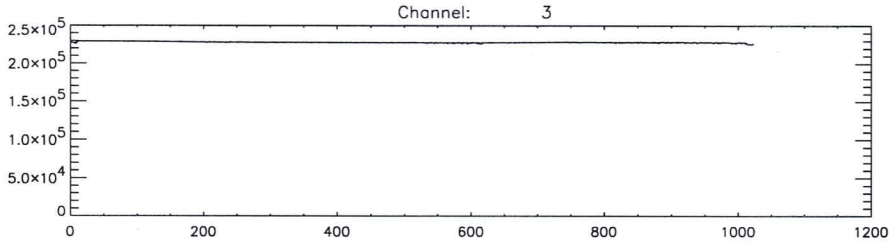
Channel: 3
2.5×10^5
2.0×10^5
1.5×10^5
1.0×10^5
5.0×10^4
0
0
200
400
600
800
1000
1200

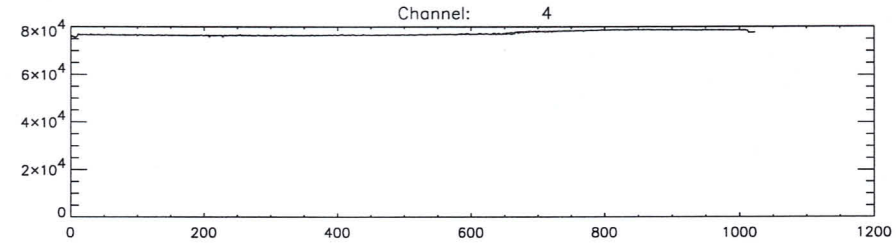
Channel: 4
8×10^4
6×10^4
4×10^4
2×10^4
0
0
200
400
600
800
1000
1200

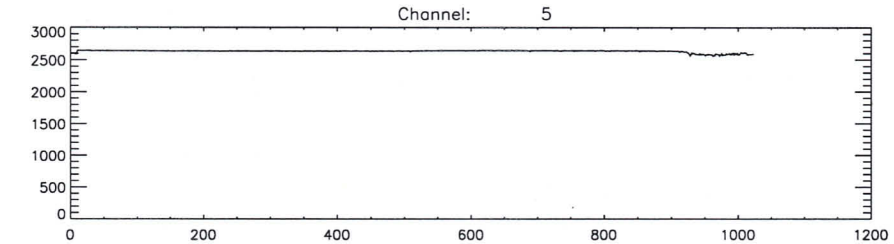
Channel: 5
3000
2500
2000
1500
1000
500
0
0
200
400
600
800
1000
1200

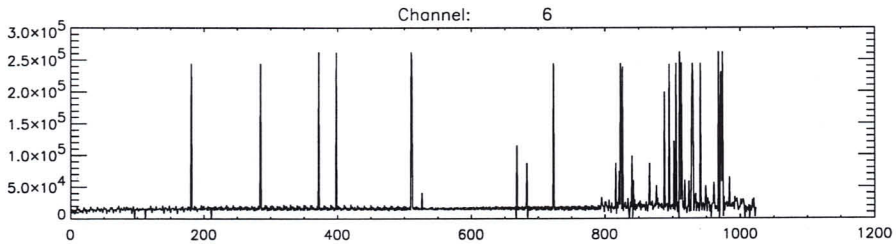
Channel: 6
3.0×10^5
2.5×10^5
2.0×10^5
1.5×10^5
1.0×10^5
5.0×10^4
0
0
200
400
600
800
1000
1200

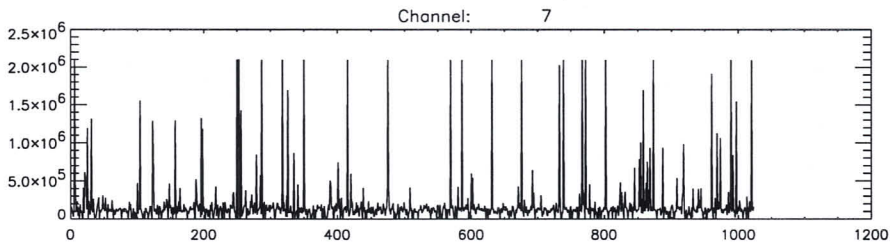
Channel: 7
2.5×10^6
2.0×10^6
1.5×10^6
1.0×10^6
5.0×10^5
0
0
200
400
600
800
1000
1200

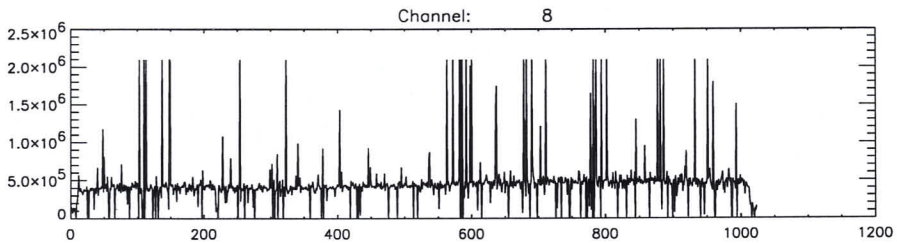
Channel: 8
2.5×10^6
2.0×10^6
1.5×10^6
1.0×10^6
5.0×10^5
0
0
200
400
600
800
1000
1200

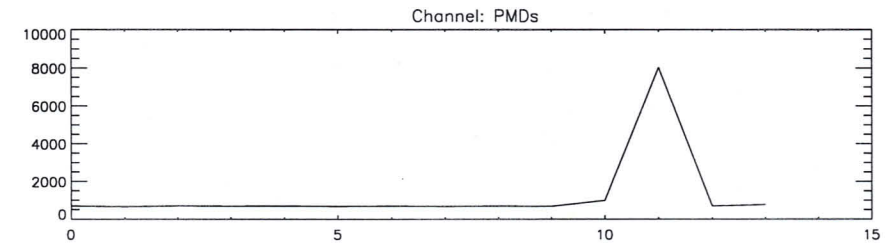
Channel: PMDs
10000
8000
6000
4000
2000
0
0
5
10
15

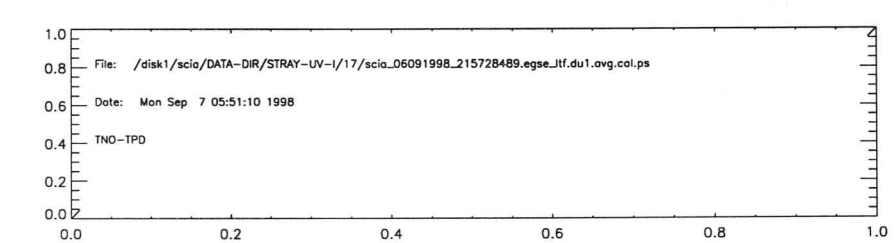
File: /disk1/scia/DATA-DIR/STRAY-UV-I/17/scia_06091998_215728489.egse_ltf.du1.avg.cal.ps
Date: Mon Sep 7 05:51:10 1998
TNO-TPD
1.0
0.8
0.6
0.4
0.2
0.2
0.0
0.0
0.2
0.4
0.6
0.8
1.0

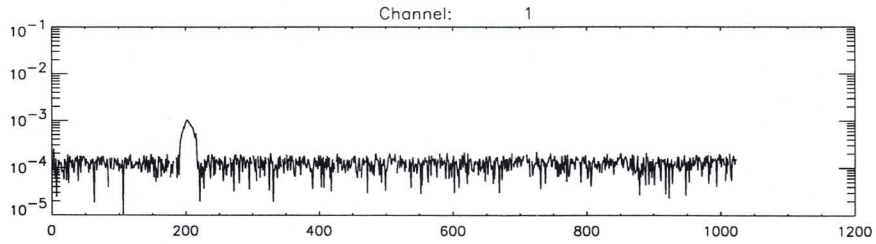
Channel: 1
10^{-1}
10^{-2}
10^{-3}
10^{-4}
10^{-5}
0
200
400
600
800
1000
1200

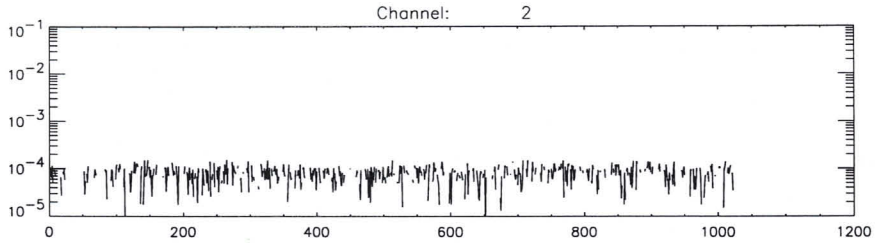
Channel: 2
10^{-1}
10^{-2}
10^{-3}
10^{-4}
10^{-5}
0
200
400
600
800
1000
1200

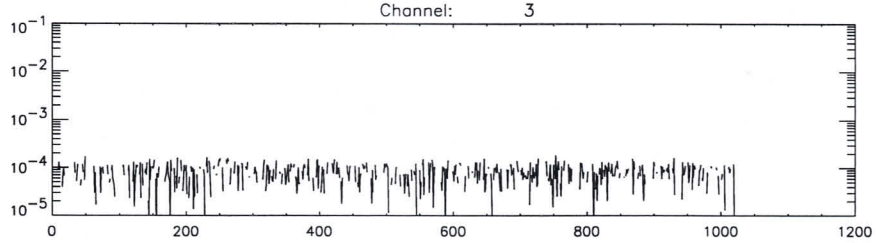
Channel: 3
10^{-1}
10^{-2}
10^{-3}
10^{-4}
10^{-5}
0
200
400
600
800
1000
1200

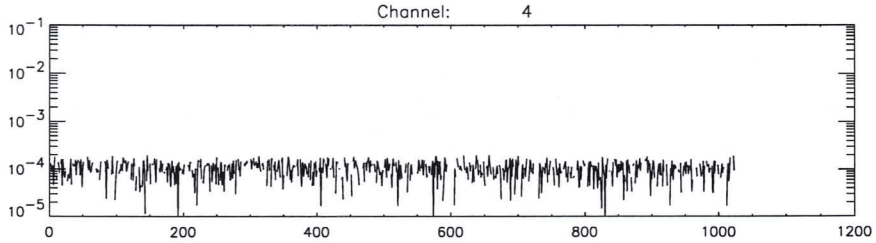
Channel: 4
10^{-1}
10^{-2}
10^{-3}
10^{-4}
10^{-5}
0
200
400
600
800
1000
1200

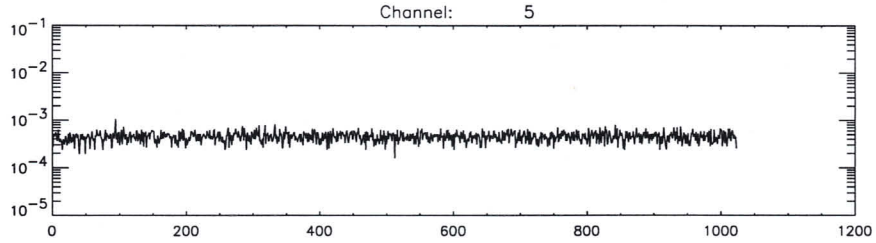
Channel: 5
10^{-1}
10^{-2}
10^{-3}
10^{-4}
10^{-5}
0
200
400
600
800
1000
1200

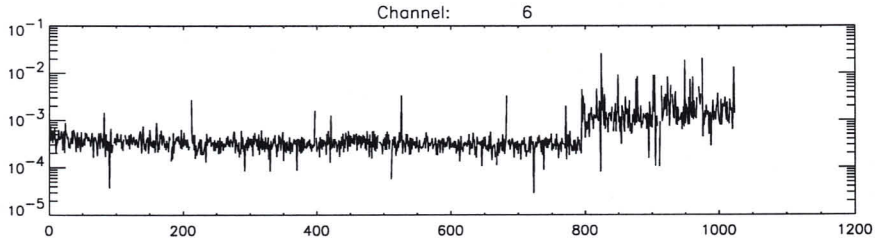
Channel: 6
10^{-1}
10^{-2}
10^{-3}
10^{-4}
10^{-5}
0
200
400
600
800
1000
1200

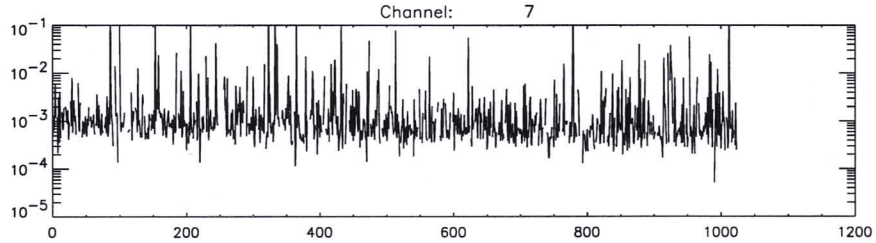
Channel: 7
10^{-1}
10^{-2}
10^{-3}
10^{-4}
10^{-5}
0
200
400
600
800
1000
1200

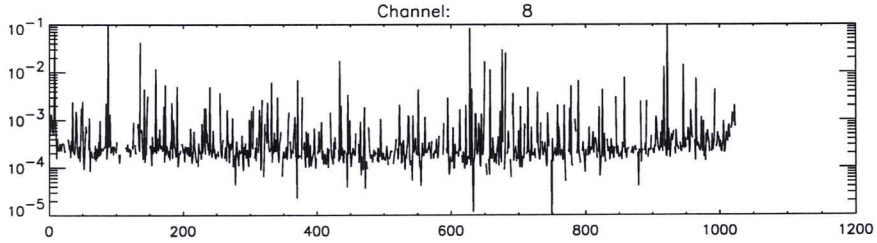
Channel: 8
10^{-1}
10^{-2}
10^{-3}
10^{-4}
10^{-5}
0
200
400
600
800
1000
1200

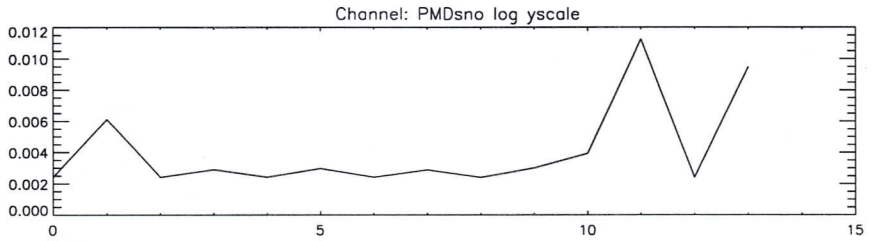
Channel: PMDsno log yscale
0.012
0.010
0.008
0.006
0.004
0.002
0.000
0
5
10
15

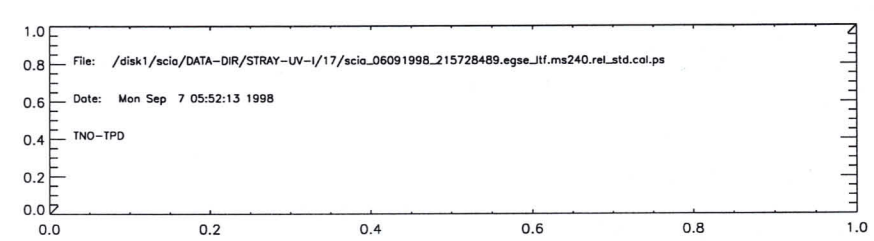
File: /disk1/scia/DATA-DIR/STRAY-UV-1/17/scia_06091998_215728489.egse_ltf.ms240.rel_std.cal.ps
Date: Mon Sep 7 05:52:13 1998
TNO-TPD
1.0
0.8
0.6
0.4
0.2
0.0
0.0
0.2
0.4
0.6
0.8
1.0

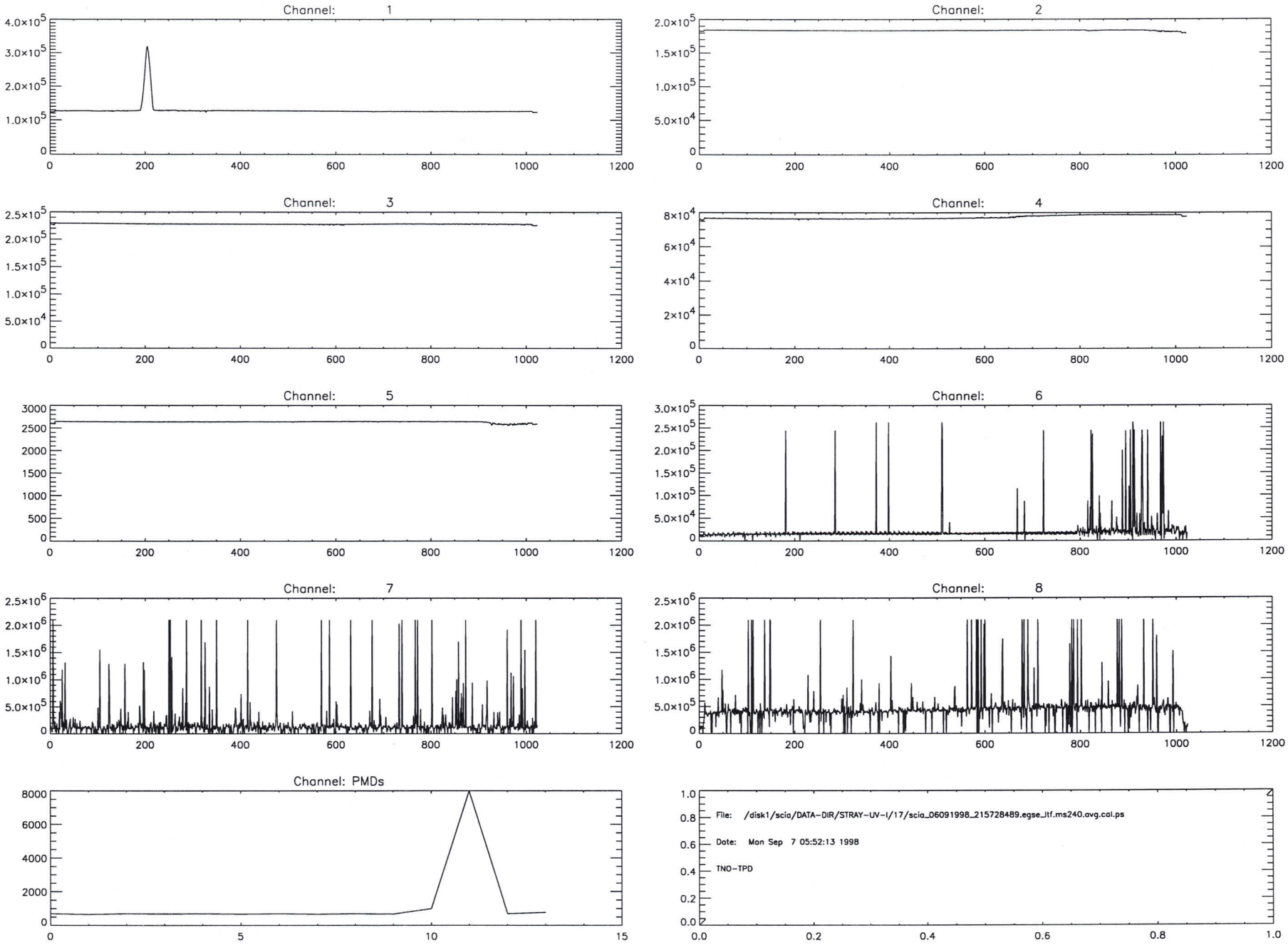
Channel: 1
Channel: 2
Channel: 3
Channel: 4
Channel: 5
Channel: 6
Channel: 7
Channel: 8
Channel: PMDs
File: /disk1/scia/DATA-DIR/STRAY-UV-1/17/scia_06091998_215728489.egse_itf.ms240.avg.cal.ps
Date: Mon Sep 7 05:52:13 1998
TNO-TPD

```
time       = Mon Sep  7 05:51:10 1998
batch      = du1
Start TOD = Sun 06-Sep-98 21:58:27
End   TOD = Sun 06-Sep-98 22:11:00
Processing= computation of average, standard dev. and rel.standard dev.
```

```
time       = Mon Sep  7 05:52:14 1998
batch      = ms240
Start TOD = Sun 06-Sep-98 22:11:00
End   TOD = Sun 06-Sep-98 22:23:26
Processing= computation of average, standard dev. and rel.standard dev.
```

	LOG SHEET SCHIAMACHY CALIBRATION	
Date/Time	**Description of action**	**Measurement directory**
7/9/98	Overdracht: * Nieuwe straylight metingen S-mode: klaargekomen op: 04:00 UTC. * p-mode test run gestart op: 04:30 UTC	

Formal Run of Measurement

(Measurement ID) STRAY-UV-VIS

16-0 Test(2)

Request for Actual Status		(cross out entries that are **not** requested.)
Request for Modification	x	(fill in only entries to be modified)
Request for Run	x	(no entries = run based on actual default settings)

Scanner Positions

GT wrong setting

Azimuth	45,-	deg
Elevation	-45,-	deg

Timeline for each Data Acquisition Period during Measurement

	1	2	3	4	5	6	7	8	9	10
State ID	47									
Repetitions	1									

State Parameters for States used in Timeline (State ID must be given)

Channel	PET [s] or H#	Co-Adding	PET [s] or H#	Co-Adding	PET [s] or H#	Co-Adding	PET [s] or H#	Co-Adding
1a	1	64						
1b	1	64						
2b	1	64						
2a	1	64						
3	1	64						
4	2	32						
5	64	1						
6	16	4						
7	2	32						
8	2	32						
State ID								

Slits 1/1/2
No diffuser
only ch1R2
TEST
pmode.
data-dir/stray-uv-I/18

Stimuli Settings for Existing Blocks in Measurement

Ch1 : only 8000 counts.

Block No	Stimuli Setup ID	PPC [deg]	Polarizer [deg]	Shutter open/close	Acquisition Time [s]	Lambda [nm] Start	Stop	Step	Repetition Factor	Message	OS Setup Time [s]
1	1	0	85.36	close	1	240	240	0	1	DU1	50
2	1	0	85.36	open	1	240	240	0	1	MPM	8
3	1	0	85.36	open	1	248	280	8	1	MPM	3
4	1	0	85.36	open	1	288	320	8	1	MPM	3
5	1	0	85.36	open	1	328	360	8	1	MPM	3
6	1	0	85.36	open	1	368	410	8	1	MPM	3
7	1	0	85.36	open	1	410	410	0	1	MPM	3
8	1	0	85.36	close	1	410	410	0	1	DU2	8

Measurement Data Description

Test Purpose	Pet test ch1+2 pmode
Remark	UID 26
Data Directory	0250_04.18.15_STRAY_UV_VIS

Signatures

	Date	Signature
Issued	7-9-98	
< Performed	7-9-98	

	LOG SHEET SCHIAMACHY CALIBRATION	
Date/Time	**Description of action**	**Measurement directory**
7/9/98	M te Plate, DJ Nijssen, L. v/d Spek	
	Test run Stray-uv-vis p-mode performed with wrong GT setting. This was changed. Use the GT setting 'manual'. After this a new testrun STRAY-uv-vis pmode was started.	

HOW TO SET THE EXTRA GLAN THOMPSON

During the extra Stray-UV-VIS measurements and the extra XSI-measurements the extra Glan Thompson polarizer that is position just behind the monochromator exit slit has to be set in the right angle. This is done as follows:

- use table prsented below to enter the correct settings for both Brewster and Glan Thompson

Polarization	Brewster setting (deg)	Glan Thompson setting (deg)
P	+85.4	-78.531
S	+171.6	+11.469
+45	+128.5	+56.469
-45	+42.3	-33.531

- The Glan Thompson cannot be set by the EGSE. It has to be set 'by hand'
  Switch on the Newport Motion Controller next to the optical stimuli PC (black switch at the back)
- 'Stand by' LED at the front panel (left) should emit red light now.
- Press the 'Stand by' button
- Red LED switches to green LED.
- Wait for the screen to have completed its initialisation
- Press MOTOR ON
- Press HOME
- Press VALID
- Now the motor will search its home position reference
- Channel 2 should read 0.000 deg now
- Press MOVE
- Press ABSOLUTE
- Enter the Glan Thompson angle (from table above) using the key-pad
- Press EXECUTE
- Reading on display should correspond to the entered GT setting
- Switch "MOTOR" to "OFF"
  Press 'Stand by' button (After pressing it red LED will burn.)
- Switch off the black power switch at the back of the controller
- DONE !

Formal Run of Measurement

(Measurement ID) STRAY_UV-VIS

Request for Actual Status		(cross out entries that are **not** requested.)
Request for Modification	X	(fill in only entries to be modified)
Request for Run	x	(no entries = run based on actual default settings)

S16.0
Test run

Scanner Positions

Corrected GT setting

Azimuth	+45.000	deg
Elevation	-45.000	deg

Timeline for each Data Acquisition Period during Measurement

	1	2	3	4	5	6	7	8	9	10
State ID	47									
Repetitions	1									

State Parameters for States used in Timeline (State ID must be given)

Channel	PET [s] or H#	Co-Adding	PET [s] or H#	Co-Adding	PET [s] or H#	Co-Adding	PET [s] or H#	Co-Adding
1a	8	8						
1b	8	8						
2b	8	8						
2a	8	8						
3	1	64						
4	2	32						
5	64	1						
6	16	4						
7	2	32						
8	2	32						
State ID								

Slits 1/1/2
No diffuser
ONLY ch182
P mode

TEST

DATA-DIR/STRAY_UV-VIS/1

Stimuli Settings for Existing Blocks in Measurement

Block No	Stimuli Setup ID	PPC [deg]	Polarizer [deg]	Shutter open/close	Acquisition time [s]	Lambda [nm] Start	Stop	Step	Repetition Factor	Message	OS Setup Time [s]
1	1	0	85.4	close	1	240	240	0	1	DU1	50
2	1	0	85.4	open	1	240	240	0	1	MPM	8
3	1	0	"	"	1	248	280	8	1	"	3
4	1	0	"	"	1	288	320	8	1	"	3
5	1	0	"	"	1	328	360	8	1	"	3
6	1	0	"	"	1	368	408	8	1	"	3
7	1	0	"	open	1	408	408	0	1	MPM	3
8	1	0	85.4	close	1	408	408	0	1	DU2	8

Measurement Data Description

Test Purpose	PET search
Remark	UID 26
Data Directory	0250_06.36.08_STRAY_UV_VIS

Signatures

	Date	Signature
Issued	7/9/98	
< Performed	7/9/98	

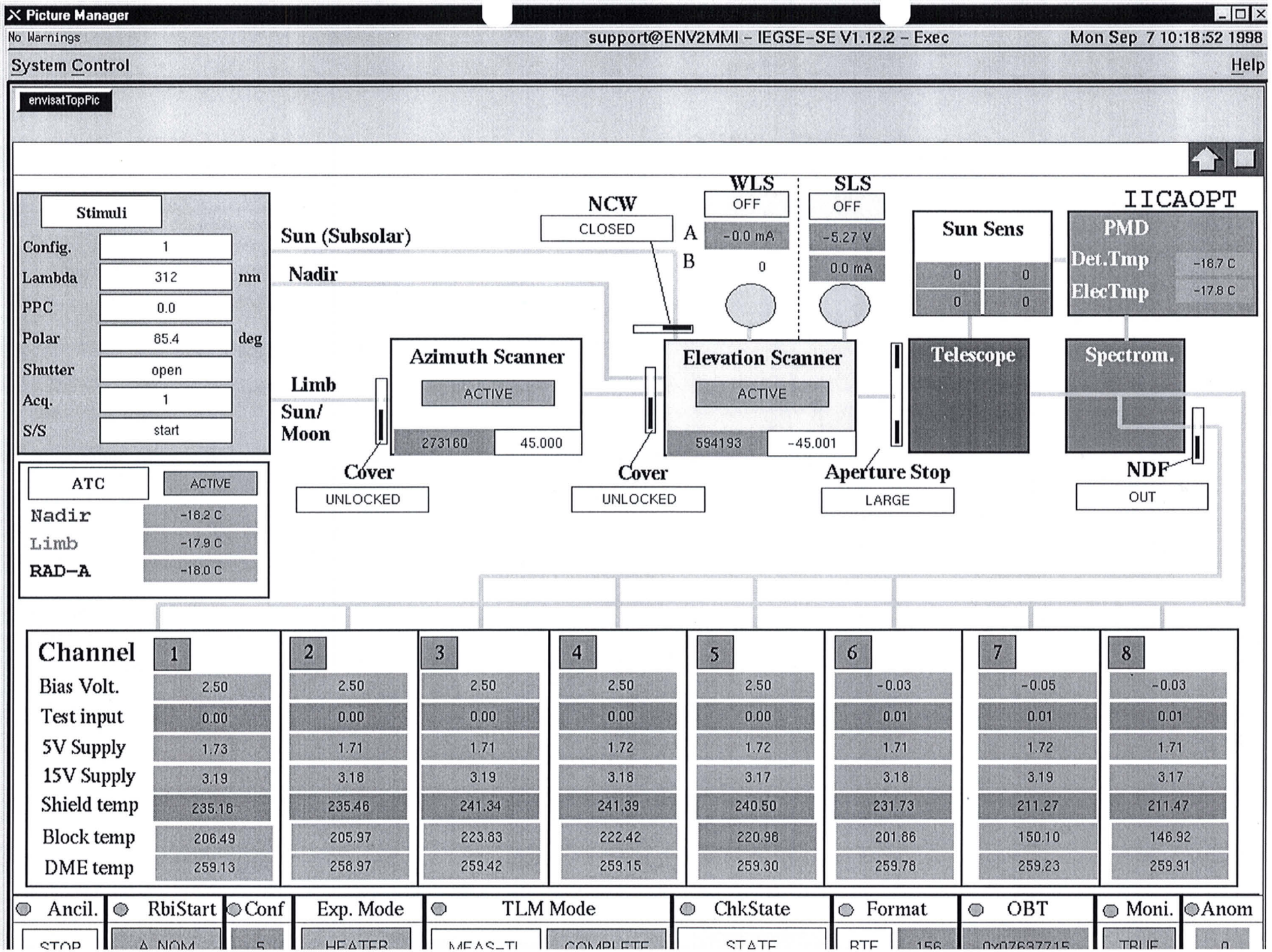
Picture Manager
No Warnings
support@ENV2MMI - IEGSE-SE V1.12.2 - Exec
Mon Sep 7 10:18:52 1998
System Control
Help
envisatTopPic
Stimuli
Config. 1
Lambda 312 nm
PPC 0.0
Polar 85.4 deg
Shutter open
Acq. 1
S/S start
ATC ACTIVE
Nadir -16.2 C
Limb -17.9 C
RAD-A -18.0 C
Sun (Subsolar)
Nadir
Limb
Sun/
Moon
NCW
CLOSED
WLS
OFF
A -0.0 mA
B 0
SLS
OFF
-5.27 V
0.0 mA
Sun Sens
0 0
0 0
IICAOPT
PMD
Det.Tmp -16.7 C
ElecTmp -17.8 C
Azimuth Scanner
ACTIVE
273160 45.000
Elevation Scanner
ACTIVE
594193 -45.001
Telescope
Spectrom.
Cover
UNLOCKED
Cover
UNLOCKED
Aperture Stop
LARGE
NDF
OUT
Channel 1 2 3 4 5 6 7 8
Bias Volt. 2.50 2.50 2.50 2.50 2.50 -0.03 -0.05 -0.03
Test input 0.00 0.00 0.00 0.00 0.00 0.01 0.01 0.01
5V Supply 1.73 1.71 1.71 1.72 1.72 1.71 1.72 1.71
15V Supply 3.19 3.18 3.19 3.18 3.17 3.18 3.19 3.17
Shield temp 235.18 235.46 241.34 241.39 240.50 231.73 211.27 211.47
Block temp 206.49 205.97 223.83 222.42 220.96 201.86 150.10 146.92
DME temp 259.13 258.97 259.42 259.15 259.30 259.78 259.23 259.91
Ancil. RbiStart Conf Exp. Mode TLM Mode ChkState Format OBT Moni. Anom
STOP A_NOM 5 HEATER MEAS_TL COMPLETE STATE RTE 156 0x07697715 TRUE 0

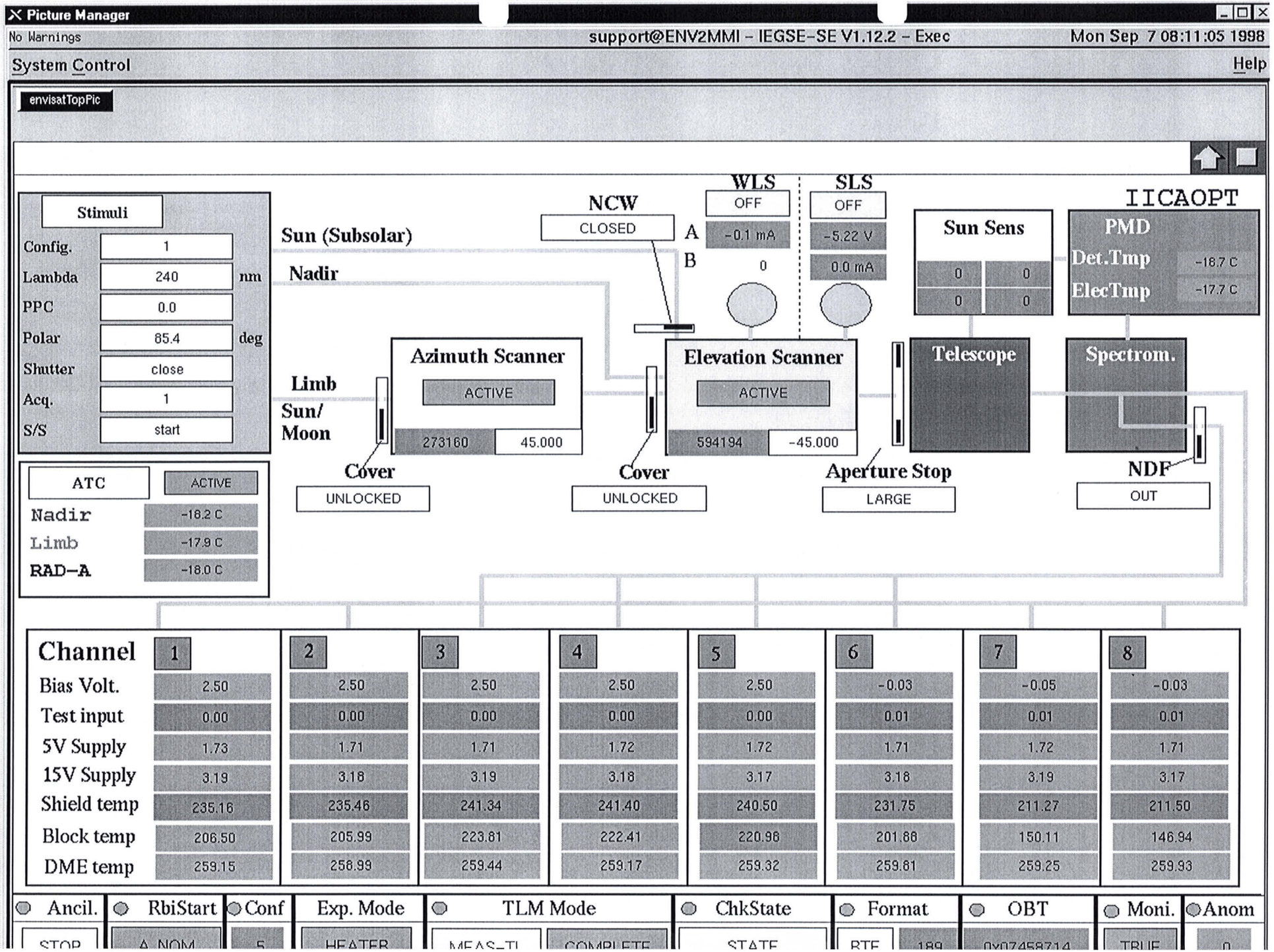
Picture Manager
No Warnings
support@ENV2MMI - IEGSE-SE V1.12.2 - Exec
Mon Sep 7 08:11:05 1998
System Control
Help
envisatTopPic
Stimuli
Config. 1
Lambda 240 nm
PPC 0.0
Polar 85.4 deg
Shutter close
Acq. 1
S/S start
ATC ACTIVE
Nadir -16.2 C
Limb -17.9 C
RAD-A -18.0 C
Sun (Subsolar)
Nadir
Limb
Sun/
Moon
NCW
CLOSED
WLS
OFF
A -0.1 mA
B 0
SLS
OFF
-5.22 V
0.0 mA
Sun Sens
0 0
0 0
IICAOPT
PMD
Det.Tmp -16.7 C
ElecTmp -17.7 C
Azimuth Scanner
ACTIVE
273160 45.000
Elevation Scanner
ACTIVE
594194 -45.000
Telescope
Spectrom.
Cover
UNLOCKED
Cover
UNLOCKED
Aperture Stop
LARGE
NDF
OUT
Channel 1 2 3 4 5 6 7 8
Bias Volt. 2.50 2.50 2.50 2.50 2.50 -0.03 -0.05 -0.03
Test input 0.00 0.00 0.00 0.00 0.00 0.01 0.01 0.01
5V Supply 1.73 1.71 1.71 1.72 1.72 1.71 1.72 1.71
15V Supply 3.19 3.16 3.19 3.18 3.17 3.18 3.19 3.17
Shield temp 235.16 235.46 241.34 241.40 240.50 231.75 211.27 211.50
Block temp 206.50 205.99 223.81 222.41 220.98 201.88 150.11 146.94
DME temp 259.15 258.99 259.44 259.17 259.32 259.61 259.25 259.93
Ancil.
RbiStart
Conf
Exp. Mode
TLM Mode
ChkState
Format
OBT
Moni.
Anom
STOP
A_NOM
5
HEATER
MEAS_TL
COMPLETE
STATE
RTE
189
0X07458714
TRUE
0

Formal Run of Measurement

(Measurement ID) Stray_uv-...

§16.8

Request for Actual Status		(cross out entries that are not requested.)
Request for Modification	X	(fill in only entries to be modified)
Request for Run	x	(no entries = run based on actual default settings)

FORMAL RUN

Corrected GT setting

Scanner Positions

Azimuth	+45.000	deg
Elevation	-45.000	deg

Timeline for each Data Acquisition Period during Measurement

	1	2	3	4	5	6	7	8	9	10
State ID	47									
Repetitions	10									

State Parameters for States used in Timeline (State ID must be given)

Channel	PET [s] or H#	Co-Adding	PET [s] or H#	Co-Adding	PET [s] or H#	Co-Adding	PET [s] or H#	Co-Adding
1a	8	8						
1b	8	8						
2b	16	4						
2a	16	4						
3	1	64						
4	2	32						
5	64	1						
6	16	4						
7	2	32						
8	2	32						
State ID								

Slits 1/1/2
No diffuser
ONLY ch1&2
p mode

DATA-DIR/STRAY-UV-VIS/

Stimuli Settings for Existing Blocks in Measurement

Block No	Stimuli Setup ID	PPC [deg]	Polarizer [deg]	Shutter open/close	Acquisition time [s]	Lambda [nm] Start	Stop	Step	Repetition Factor	Message	OS Setup Time [s]
1	1	0	85.4	close	1	240	240	0	1	DU1	50
2	1	0	85.4	open	1	240	240	0	1	MP~	8
3	1	0			1	248	280	8	1		3
4	1	0			1	288	320	8	1		3
5	1	0			1	328	360	8	1		3
6	1	0			1	368	408	8	1		3
7	1	0		open	1	408	408	0	1	MP~	3
8	1	0	85.4	close	1	408	408	0	1	DU2	8

Measurement Data Description

Test Purpose	FORMAL RUN
Remark	UID 26
Data Directory	

Signatures

	Date	Signature
Issued	7/9/98	[signature]
Performed		

O:\AIT\CALIBRATION\FORMBLATT.XLS]

Formal Run

Formal Run of Measurement

(Measurement ID) Stray_UV_...

§16.8 FORMAL RUN

Request for Actual Status		(cross out entries that are not requested.)
Request for Modification	X	(fill in only entries to be modified)
Request for Run	X	(no entries = run based on actual default settings)

Corrected GT setting

Scanner Positions

Azimuth	+45.000	deg
Elevation	-45.000	deg

Timeline for each Data Acquisition Period during Measurement

	1	2	3	4	5	6	7	8	9	10
State ID	47									
Repetitions	10									

State Parameters for States used in Timeline (State ID must be given)

Channel	PET [s] or H#	Co-Adding	PET [s] or H#	Co-Adding	PET [s] or H#	Co-Adding	PET [s] or H#	Co-Adding
1a	8	8						
1b	8	8						
2b	16	4						
2a	16	4						
3	1	64						
4	2	32						
5	64	1						
6	16	4						
7	2	32						
8	2	32						
State ID								

Slits 1/1/2
No diffuser
ONLY ch1&2
p mode

DATA-DIR/STRAY-UV-VIS/

Stimuli Settings for Existing Blocks in Measurement

Block No	Stimuli Setup ID	PPC [deg]	Polarizer [deg]	Shutter open/close	Acquisition Time [s]	Lambda [nm] Start	Stop	Step	Repetition Factor	Message	OS Setup Time [s]
1	1	0	85.4	close	1	240	240	0	1	DU1	50
2	1	0	85.4	open	1	240	240	0	1	MP~	8
3	1	0			1	248	280	8	1		3
4	1	0			1	288	320	8	1		3
5	1	0			1	328	360	8	1		3
6	1	0			1	368	408	8	1		3
7	1	0		open	1	408	408	0	1	MP~	3
8	1	0	85.4	close	1	408	408	0	1	DU2	8

Measurement Data Description

Test Purpose	FORMAL RUN
Remark	UID 26
Data Directory	0250_08.02.11_Stray_UV_VIS

Signatures

	Date	Signature
Issued	7/9/98	[signature]
Performed	7/9/98	[signature]

O:\AIT\CALIBRATION\FORMBLATT.XLS]

Formal Run

STEP	ACTION	RESULT	MARKER
Intro	Your name:	M. Kalt	
	Date:	7-9-1998	
	What's the name of the (main) data input files generated by the EGSE? (*.dat)	sciao7091998_080708392.dat	(A)
	Setup a three-window configuration on your SUN.		see course descr.
Cnstr directory	cd ~/DATA-DIR/STRAY-UV-I/ ; ls -l		Note: In window DATA-DIR
	highest number in directory?	19	(B)
	New directory: mkdir <B+1> ls -l		
	What's now the highest number in directory?	20	(C)
	<C> should be <B> + 1	Y / N	
	directory name is:	~/DATA-DIR/STRAY-UV-I/<C>	(DIR-NAME)
Copy data	See Analysis sheet: Transfer Data File	Y / N	In DATA-DIR window
Cnstr EGSE_LTF	cal_raw2ltf . (Error messages are not necessarily fatal; check with SOLAN --in solan window-- whether output file is okay: there should be a signal present, and dremark1 labels should be filled)		Note: In window DATA-DIR; ***don't forget the dot !!!;*** *May take more than 15 mins.*
	ls -l *.egse_ltf		

What's the name of the egse_ltf file scia_0709199d_0807083z.egse-ltf (D)

<D> should be <A>.egse_ltf (Y)/N

Cnstr CAL files: idl run_fastaverscia (and select file <D> when asked) — Note: In window IDL

Check CAL files

Dark files: — In DATA-DIR Window

ls -l *du*.cal

size: 145998 — should be approx 150Kb

Monochromator ouput:

ls -l *mu<lambda>*.avg.cal
(where lambda is a wavelength indicator)

size: 145998 — should be approx 150Kb

lambda ranges from: 240
to: 408

Note: all files should be present, if not:

(a) Check file <D> using SOLAN and check whether dremark1 labels are present.

(b) Check if enough disk space is available (Unix command df -k | more).

Print postscript

Pick a `*.m*<lambda>.avg.cal` file.

```
lpr -P<printer> *.avg.cal.ps
```

Contents dark file `*du.avg.cal.ps` should be approx. constant within channels: (Y) / N

Contents of a file *mu<lambda>.avg.cal.ps should contain a peak signal in corresponding channel (cannot be seen in channels 7 and 8): (Y) / N

Contents of *mu<lambda>.rel_std.cal.ps files should be smaller than 0.01 (pixel 300 - - 800) for all channels. (Y) / N
If not, value is: _____

Add postscript images to logbook, done (Y) / N

Print logfiles

```
lpr -P<printer> *.log
```

Add logfiles to logbook, done (Y) / N

Back up	Create 3 sets of backup CDs of directory <DIR-NAME> (One CD has a capacity of 600 Mbytes, the UNIX command `/usr/bin/du -k .` gives the number of kilo bytes in the current directory). Name of backup CDs	070gg8C	See analysis sheet BackUp

Sign:	Name	M. Kaiser
	Date and time	9-7
	Signature	MKaiser

Formal Run of Measurement (Measurement ID) STRAY_UV-VIS

S 16.0 Formal run

Request for Actual Status		(cross out entries that are not requested.)
Request for Modification	X	(fill in only entries to be modified)
Request for Run	X	(no entries = run based on actual default settings)

Scanner Positions Corrected GT setting

Azimuth	+45.000	deg
Elevation	-45.000	deg

Timeline for each Data Acquisition Period during Measurement

	1	2	3	4	5	6	7	8	9	10
State ID	42									
Repetitions	10									

State Parameters for States used in Timeline (State ID must be given)

Channel	PET [s] or H#	Co-Adding	PET [s] or H#	Co-Adding	PET [s] or H#	Co-Adding	PET [s] or H#	Co-Adding
1a	8	8						
1b	8	8						
2b	16	4						

States 1/1/2
No diffuser
only ch 1 & 2
p mode

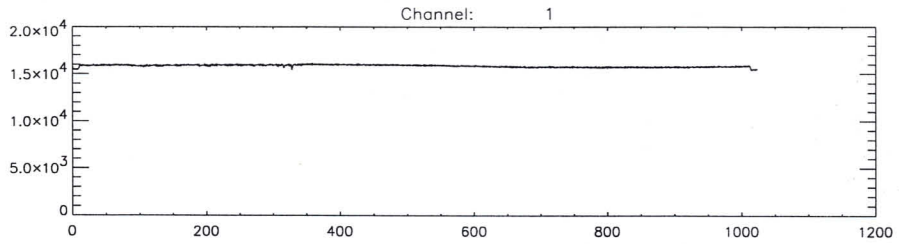
Channel: 1

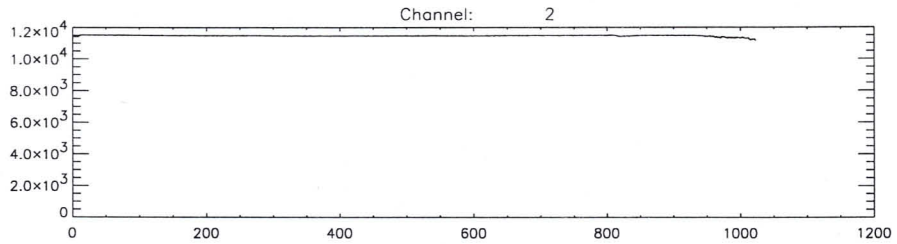
Channel: 2

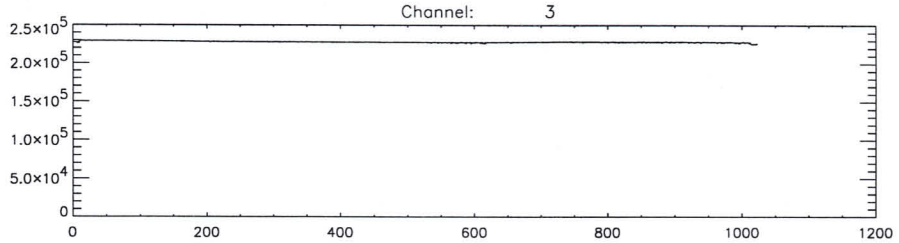
Channel: 3

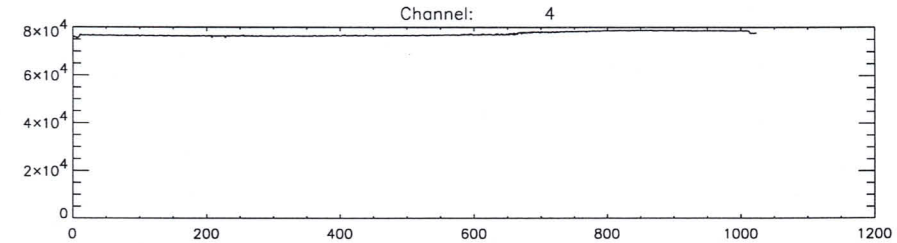
Channel: 4

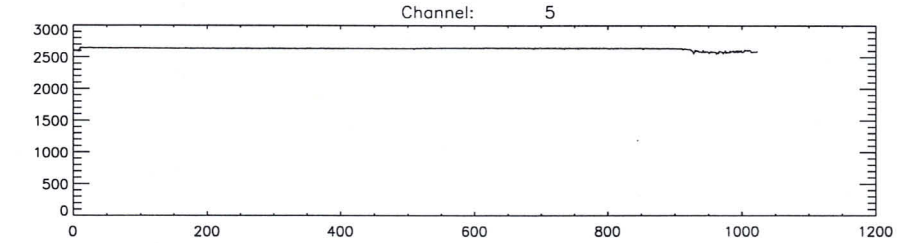
Channel: 5

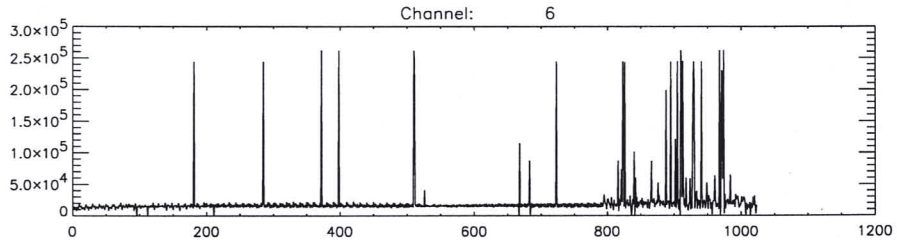
Channel: 6

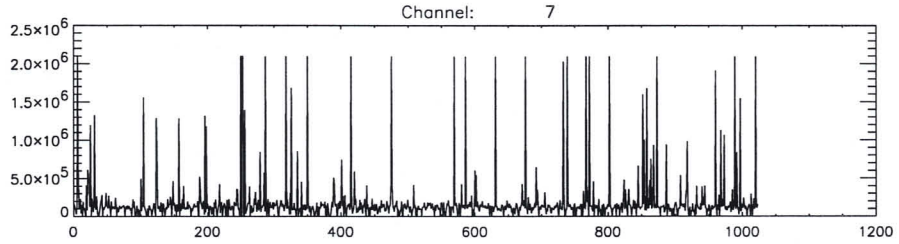
Channel: 7

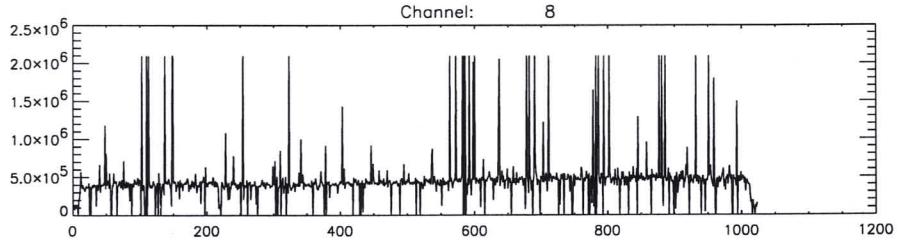
Channel: 8

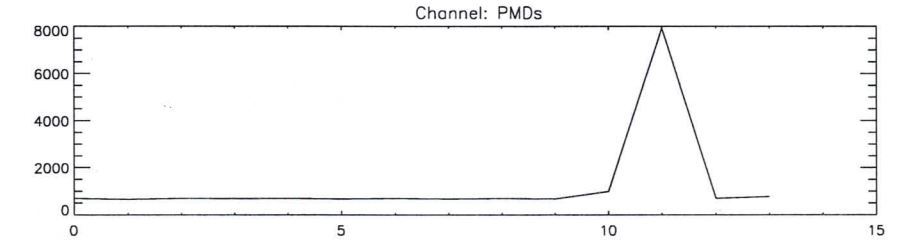
Channel: PMDs

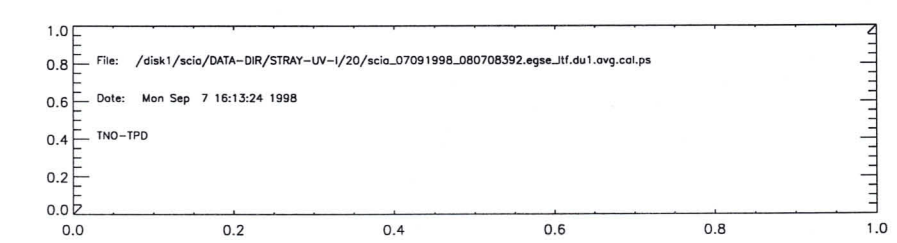
File: /disk1/scia/DATA-DIR/STRAY-UV-1/20/scia_07091998_080708392.egse_1tf.du1.avg.cal.ps
Date: Mon Sep 7 16:13:24 1998
TNO-TPD

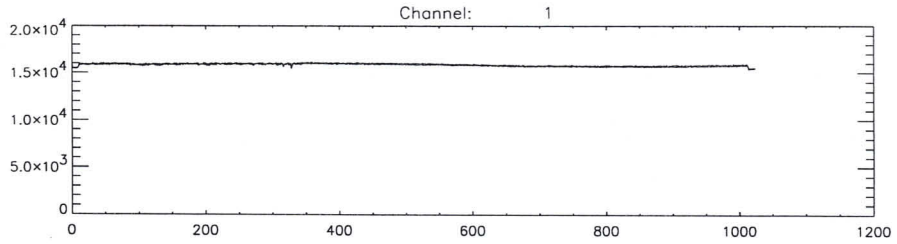
Channel: 1
2.0x10^4
1.5x10^4
1.0x10^4
5.0x10^3
0
0
200
400
600
800
1000
1200

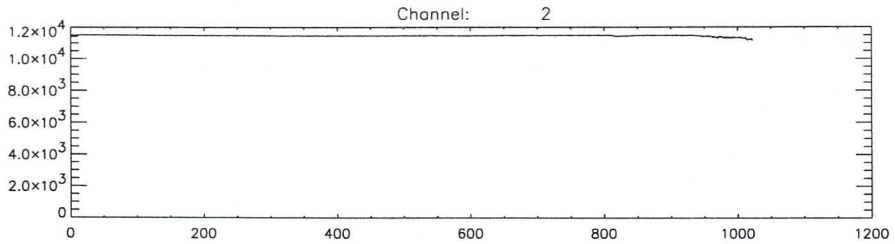
Channel: 2
1.2x10^4
1.0x10^4
8.0x10^3
6.0x10^3
4.0x10^3
2.0x10^3
0
0
200
400
600
800
1000
1200

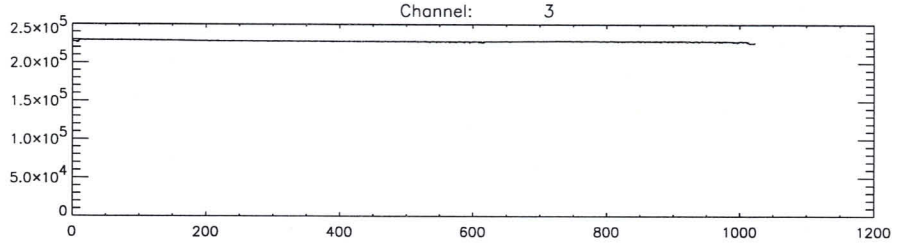
Channel: 3
2.5x10^5
2.0x10^5
1.5x10^5
1.0x10^5
5.0x10^4
0
0
200
400
600
800
1000
1200

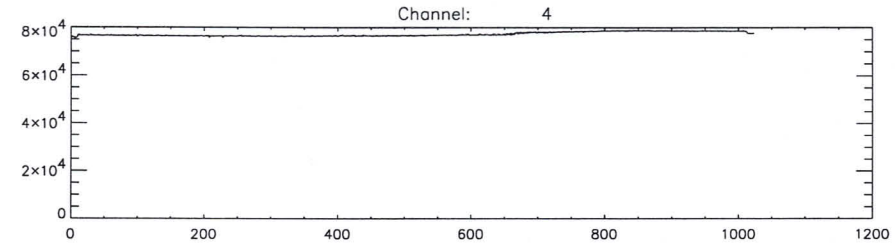
Channel: 4
8x10^4
6x10^4
4x10^4
2x10^4
0
0
200
400
600
800
1000
1200

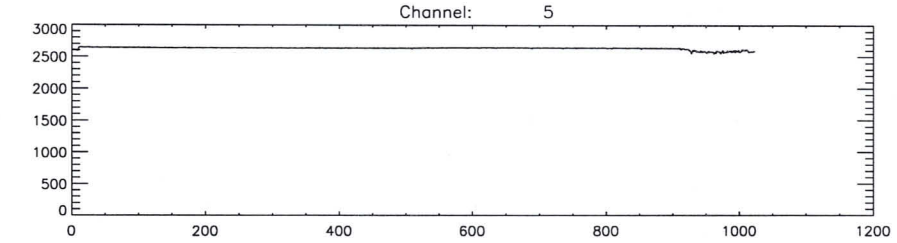
Channel: 5
3000
2500
2000
1500
1000
500
0
0
200
400
600
800
1000
1200

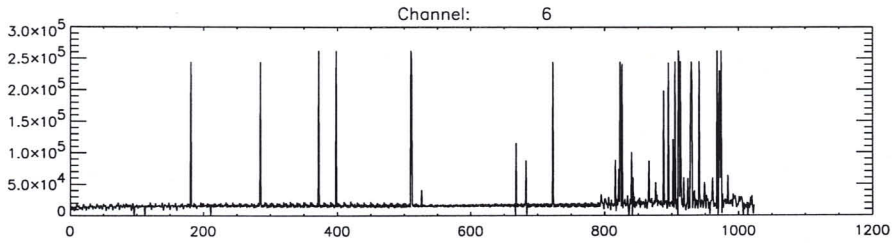
Channel: 6
3.0x10^5
2.5x10^5
2.0x10^5
1.5x10^5
1.0x10^5
5.0x10^4
0
0
200
400
600
800
1000
1200

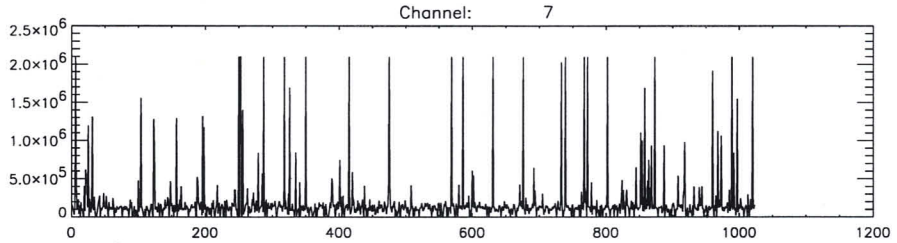
Channel: 7
2.5x10^6
2.0x10^6
1.5x10^6
1.0x10^6
5.0x10^5
0
0
200
400
600
800
1000
1200

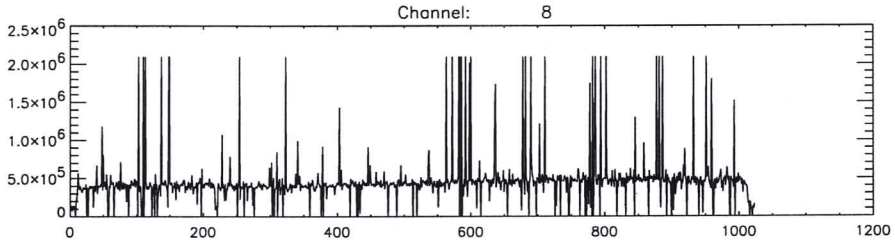
Channel: 8
2.5x10^6
2.0x10^6
1.5x10^6
1.0x10^6
5.0x10^5
0
0
200
400
600
800
1000
1200

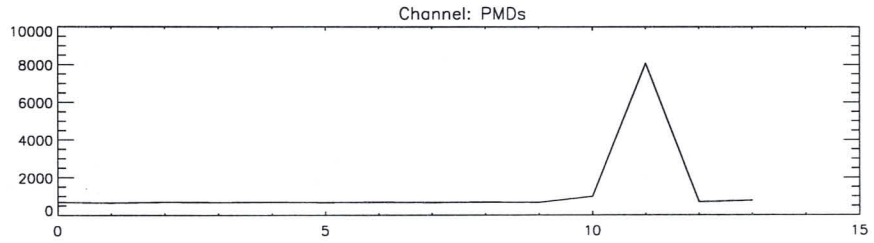
Channel: PMDs
10000
8000
6000
4000
2000
0
0
5
10
15

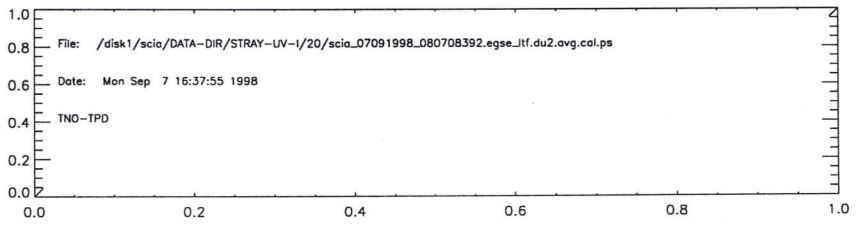
File: /disk1/scia/DATA-DIR/STRAY-UV-1/20/scia_07091998_080708392.egse_ltf.du2.avg.cal.ps
Date: Mon Sep 7 16:37:55 1998
TNO-TPD
1.0
0.8
0.6
0.4
0.2
0.0
0.0
0.2
0.4
0.6
0.8
1.0

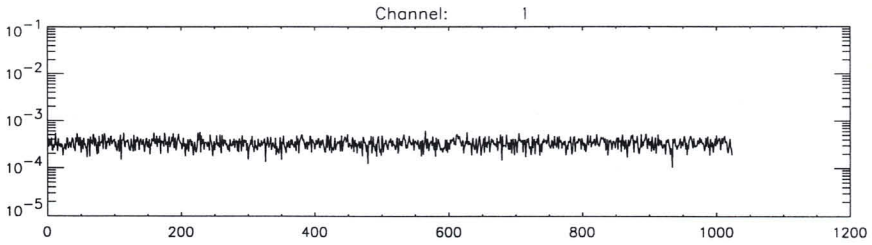
Channel: 1

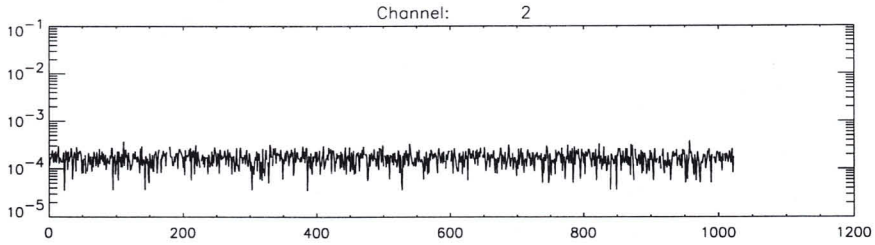
Channel: 2

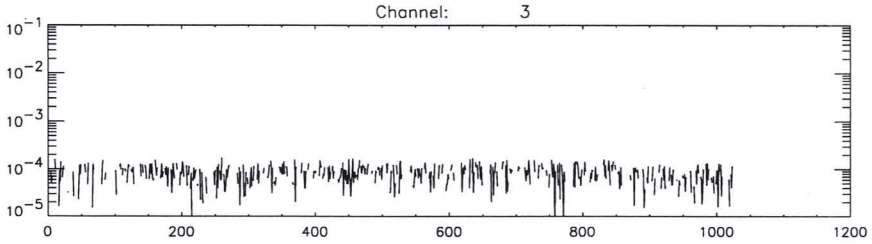
Channel: 3

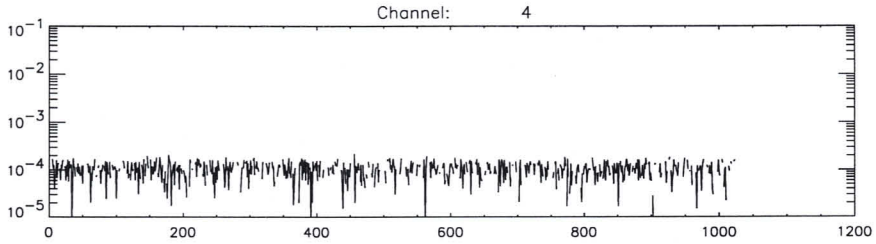
Channel: 4

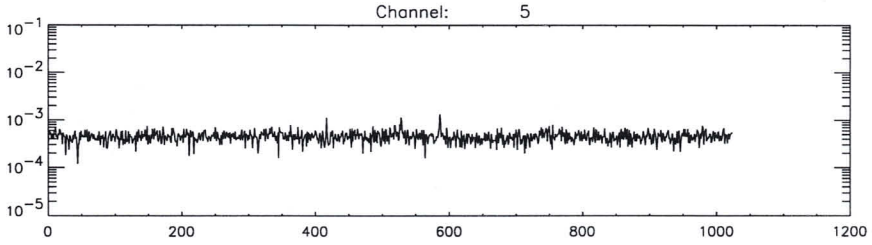
Channel: 5

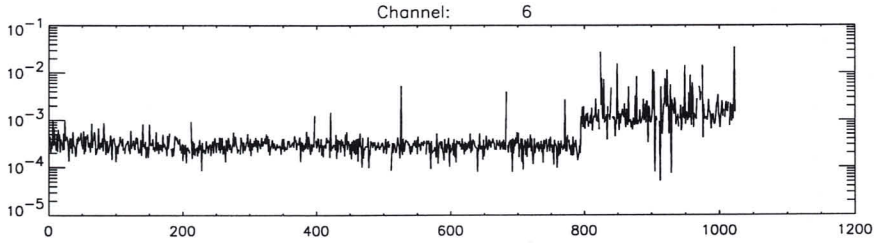
Channel: 6

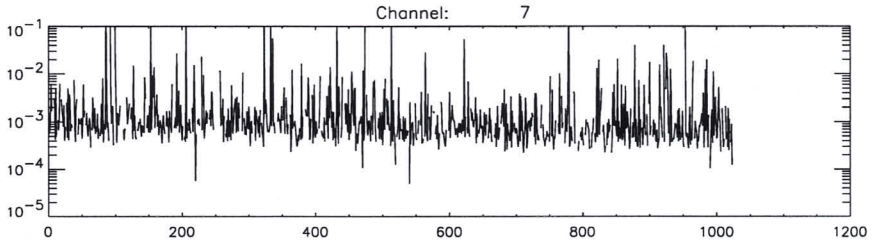
Channel: 7

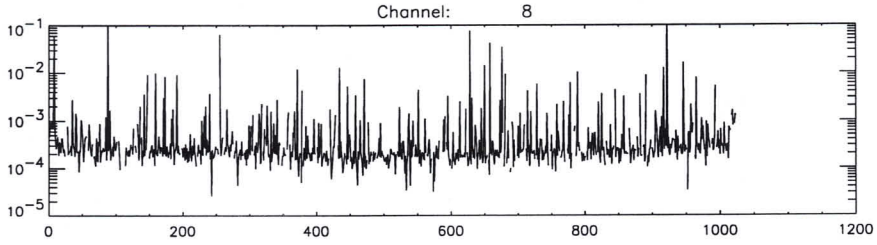
Channel: 8

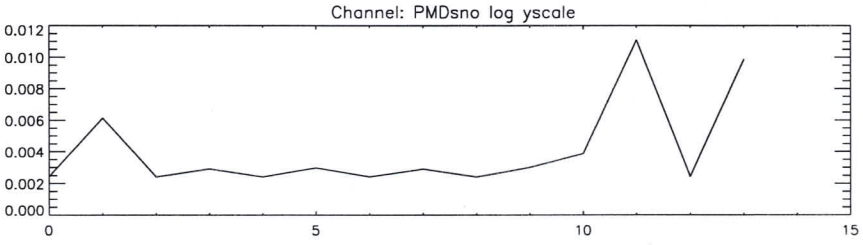
Channel: PMDsno log yscale

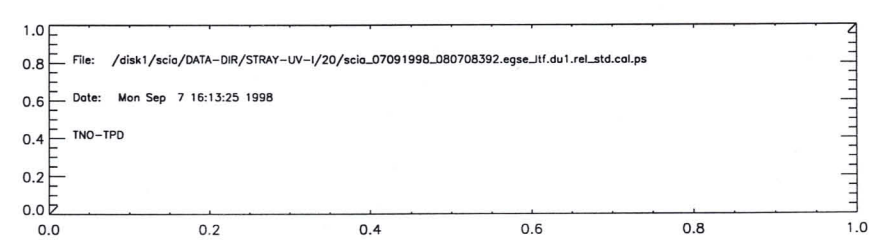
File: /disk1/scia/DATA-DIR/STRAY-UV-1/20/scia_07091998_080708392.egse_itf.du1.rel_std.cal.ps
Date: Mon Sep 7 16:13:25 1998
TNO-TPD

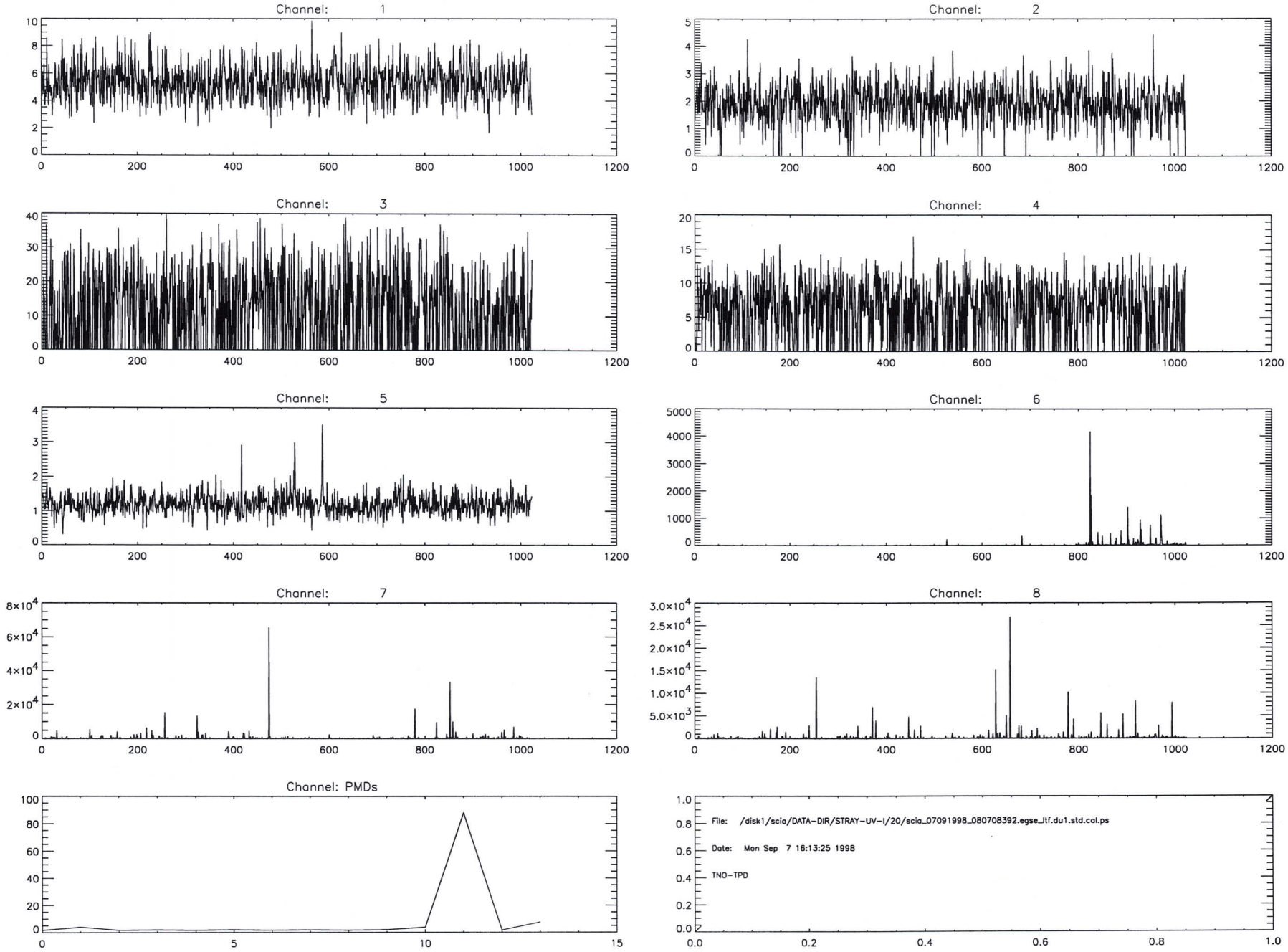
Channel: 1
Channel: 2
Channel: 3
Channel: 4
Channel: 5
Channel: 6
Channel: 7
Channel: 8
Channel: PMDs
File: /disk1/scia/DATA-DIR/STRAY-UV-I/20/scia_07091998_080708392.egse_itf.du1.std.cal.ps
Date: Mon Sep 7 16:13:25 1998
TNO-TPD

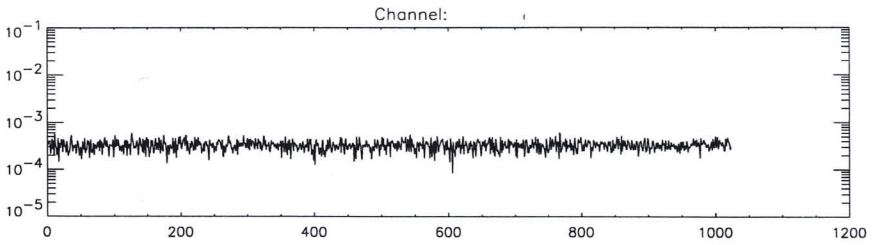
Channel:
10^{-1}
10^{-2}
10^{-3}
10^{-4}
10^{-5}
0
200
400
600
800
1000
1200

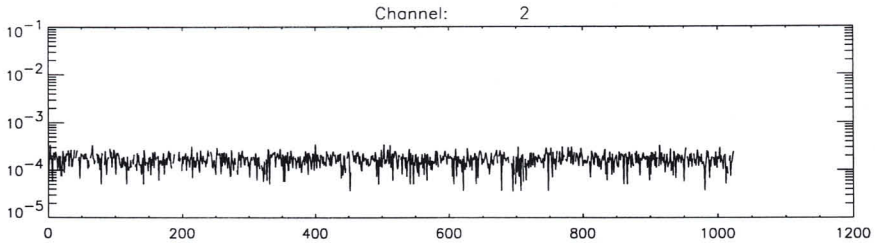
Channel: 2
10^{-1}
10^{-2}
10^{-3}
10^{-4}
10^{-5}
0
200
400
600
800
1000
1200

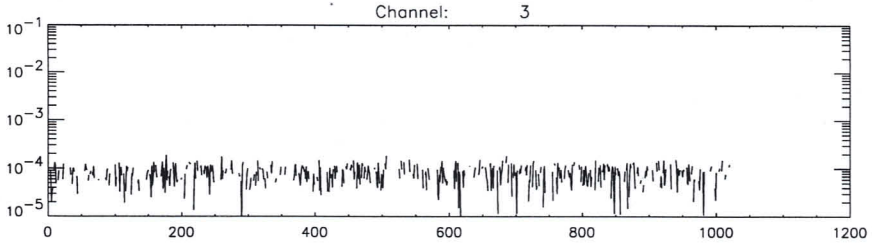
Channel: 3
10^{-1}
10^{-2}
10^{-3}
10^{-4}
10^{-5}
0
200
400
600
800
1000
1200

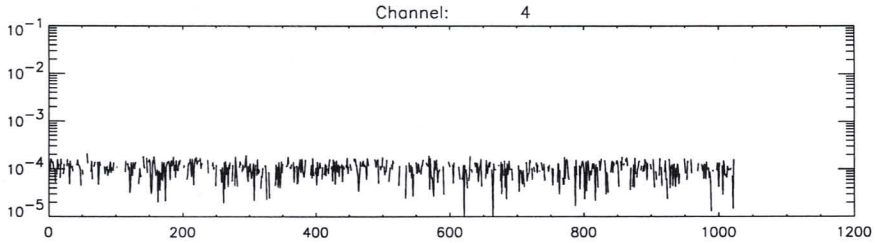
Channel: 4
10^{-1}
10^{-2}
10^{-3}
10^{-4}
10^{-5}
0
200
400
600
800
1000
1200

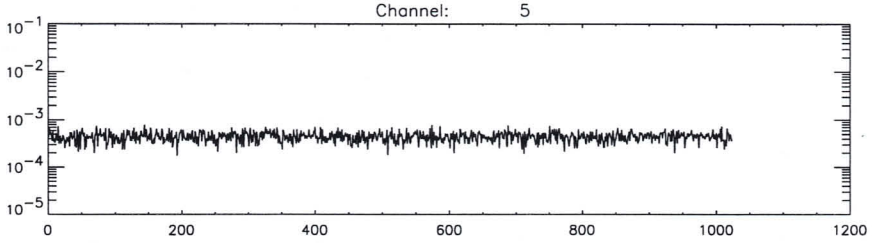
Channel: 5
10^{-1}
10^{-2}
10^{-3}
10^{-4}
10^{-5}
0
200
400
600
800
1000
1200

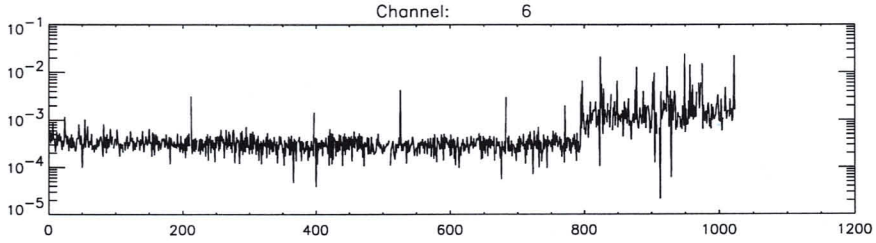
Channel: 6
10^{-1}
10^{-2}
10^{-3}
10^{-4}
10^{-5}
0
200
400
600
800
1000
1200

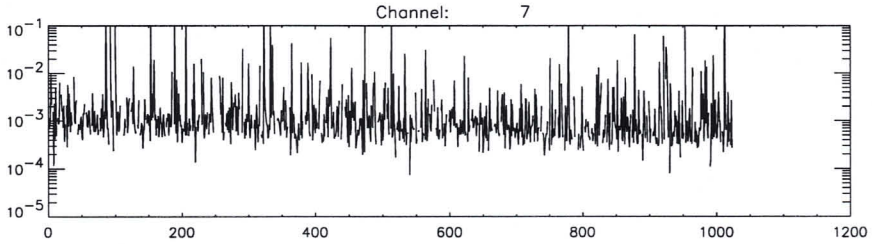
Channel: 7
10^{-1}
10^{-2}
10^{-3}
10^{-4}
10^{-5}
0
200
400
600
800
1000
1200

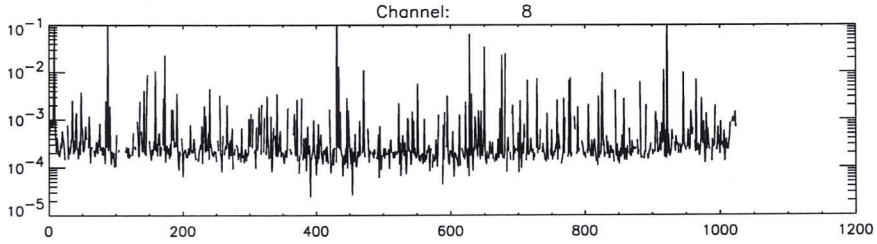
Channel: 8
10^{-1}
10^{-2}
10^{-3}
10^{-4}
10^{-5}
0
200
400
600
800
1000
1200

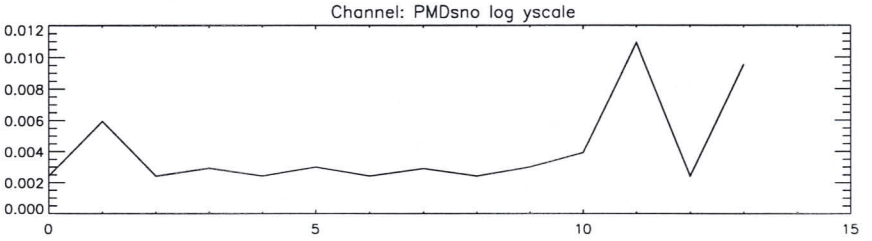
Channel: PMDsno log yscale
0.012
0.010
0.008
0.006
0.004
0.002
0.000
0
5
10
15

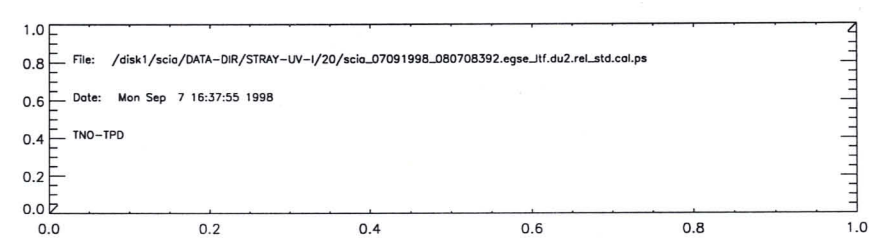
File: /disk1/scia/DATA-DIR/STRAY-UV-1/20/scia_07091998_080708392.egse_itf.du2.rel_std.cal.ps
Date: Mon Sep 7 16:37:55 1998
TNO-TPD
1.0
0.8
0.6
0.4
0.2
0.0
0.0
0.2
0.4
0.6
0.8
1.0

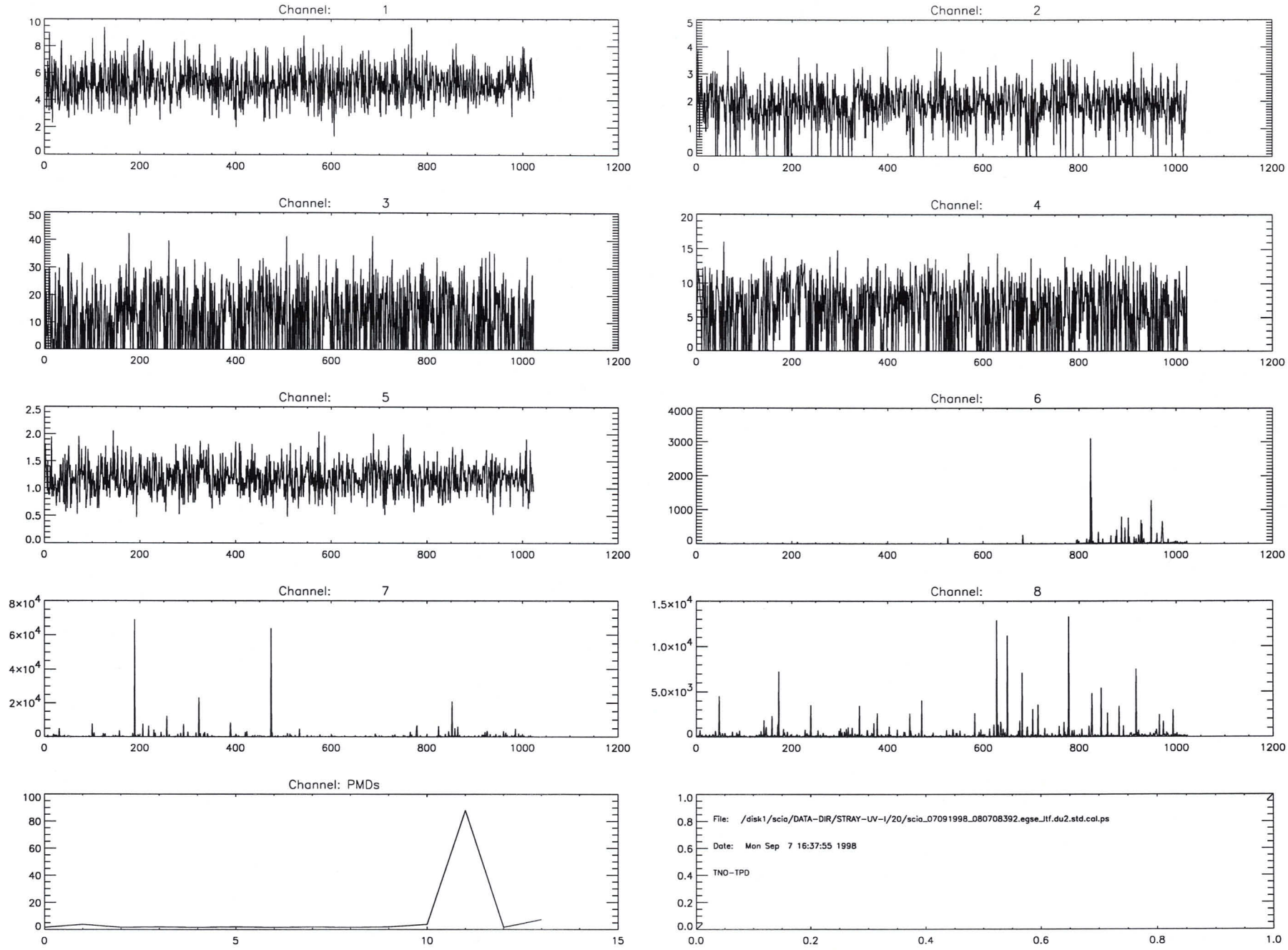
Channel: 1
Channel: 2
Channel: 3
Channel: 4
Channel: 5
Channel: 6
Channel: 7
Channel: 8
Channel: PMDs
File: /disk1/scia/DATA-DIR/STRAY-UV-1/20/scia_07091998_080708392.egse_itf.du2.std.cal.ps
Date: Mon Sep 7 16:37:55 1998
TNO-TPD

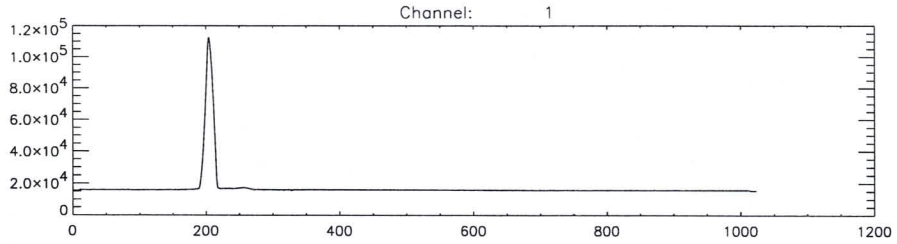
Channel: 1

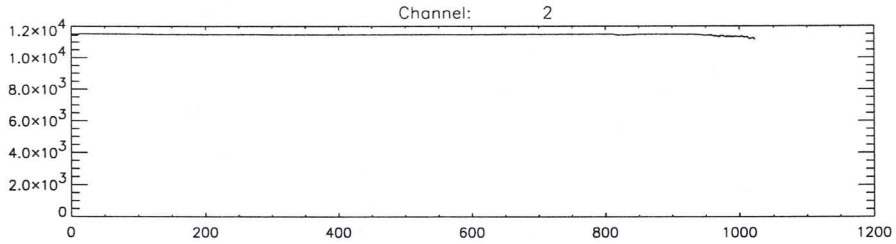
Channel: 2

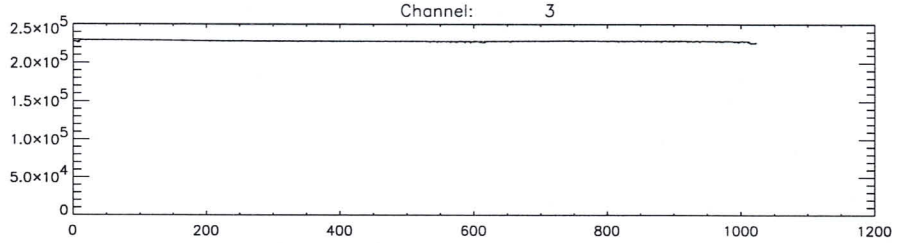
Channel: 3

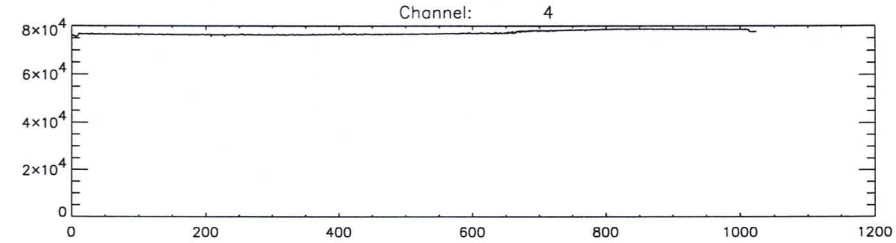
Channel: 4

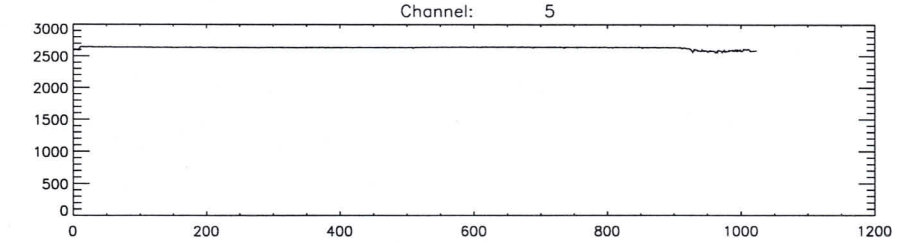
Channel: 5

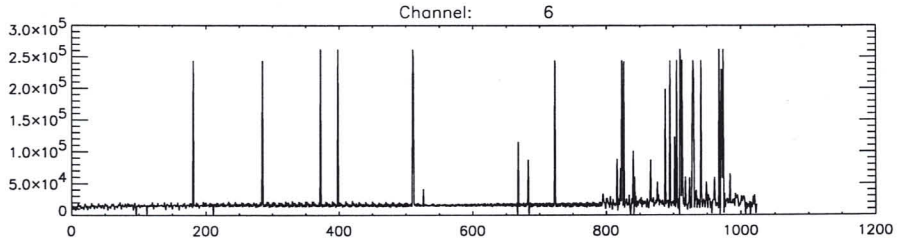
Channel: 6

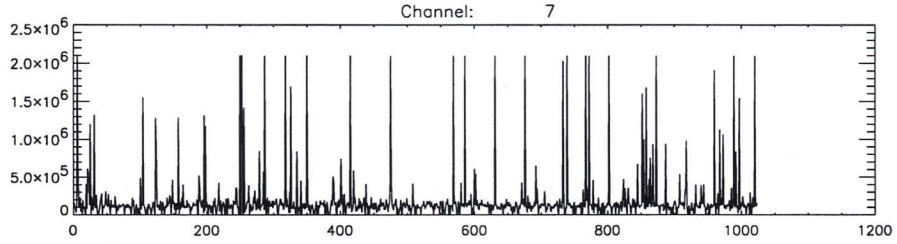
Channel: 7

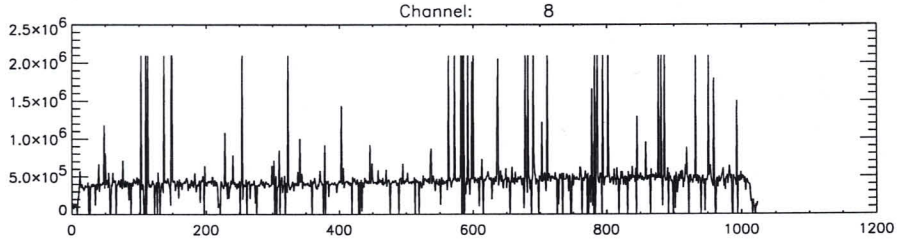
Channel: 8

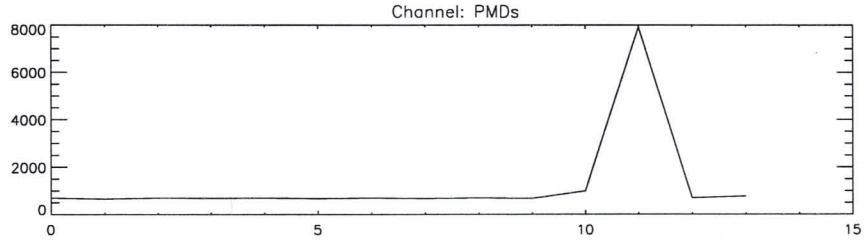
Channel: PMDs

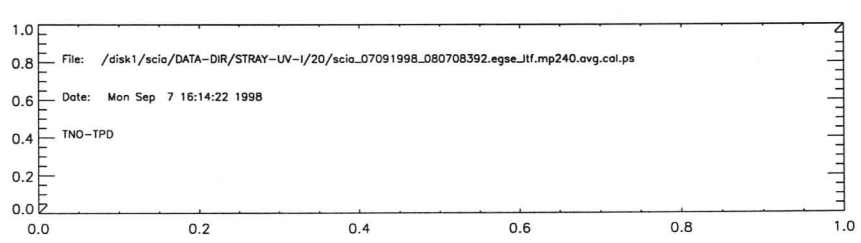
File: /disk1/scia/DATA-DIR/STRAY-UV-1/20/scia_07091998_080708392.egse_ltf.mp240.avg.cal.ps
Date: Mon Sep 7 16:14:22 1998
TNO-TPD

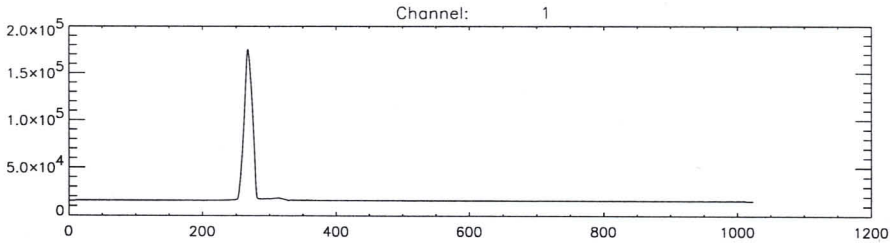
Channel: 1
2.0x10^5
1.5x10^5
1.0x10^5
5.0x10^4
0
0
200
400
600
800
1000
1200

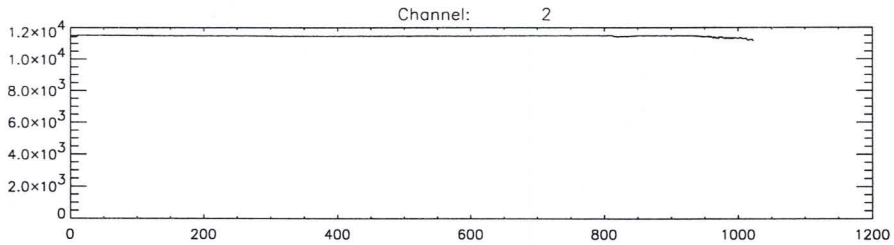
Channel: 2
1.2x10^4
1.0x10^4
8.0x10^3
6.0x10^3
4.0x10^3
2.0x10^3
0
0
200
400
600
800
1000
1200

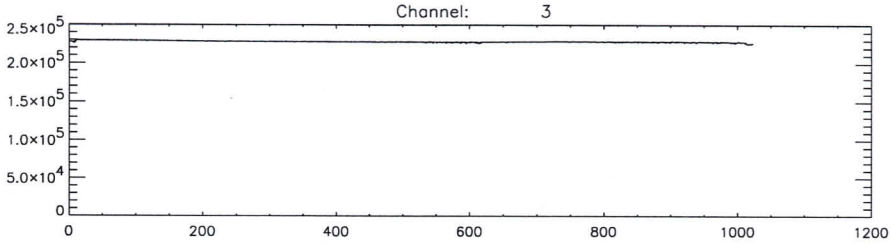
Channel: 3
2.5x10^5
2.0x10^5
1.5x10^5
1.0x10^5
5.0x10^4
0
0
200
400
600
800
1000
1200

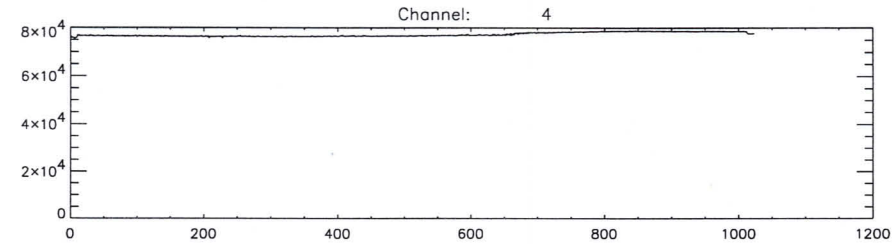
Channel: 4
8x10^4
6x10^4
4x10^4
2x10^4
0
0
200
400
600
800
1000
1200

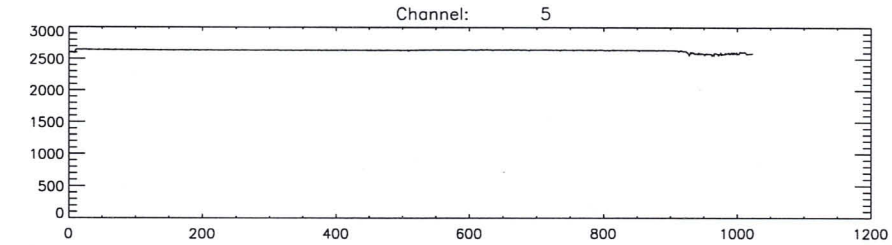
Channel: 5
3000
2500
2000
1500
1000
500
0
0
200
400
600
800
1000
1200

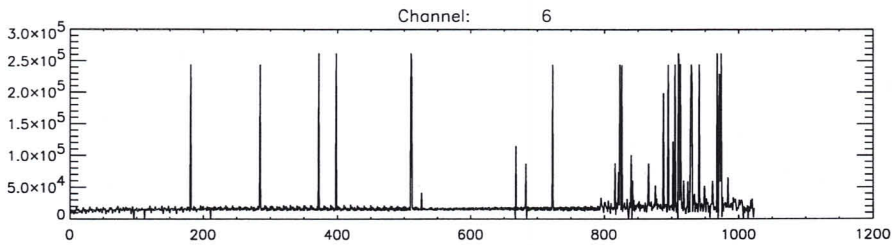
Channel: 6
3.0x10^5
2.5x10^5
2.0x10^5
1.5x10^5
1.0x10^5
5.0x10^4
0
0
200
400
600
800
1000
1200

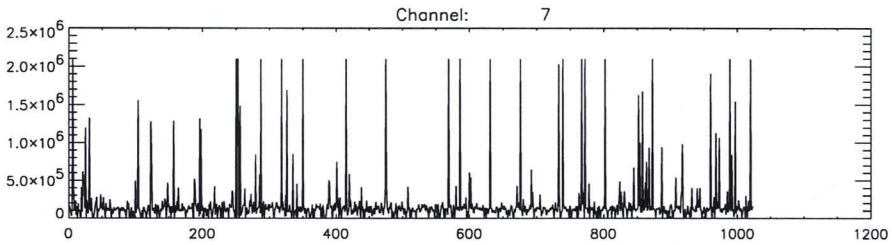
Channel: 7
2.5x10^6
2.0x10^6
1.5x10^6
1.0x10^6
5.0x10^5
0
0
200
400
600
800
1000
1200

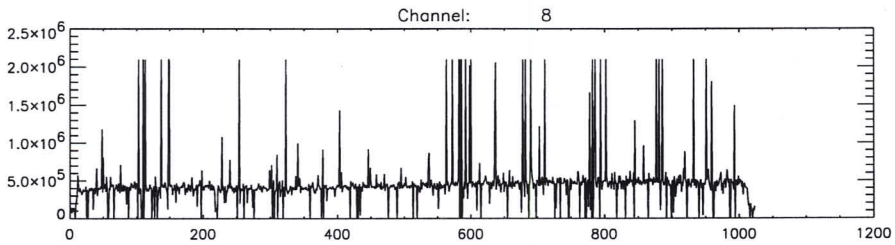
Channel: 8
2.5x10^6
2.0x10^6
1.5x10^6
1.0x10^6
5.0x10^5
0
0
200
400
600
800
1000
1200

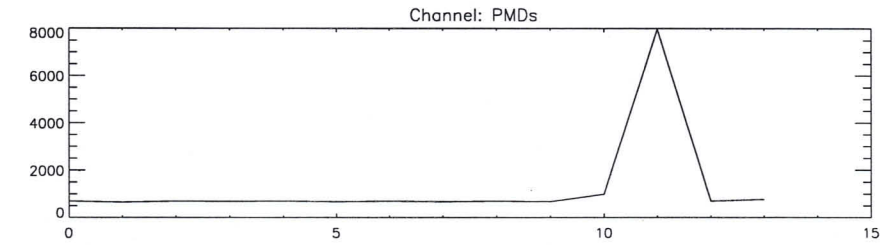
Channel: PMDs
8000
6000
4000
2000
0
0
5
10
15

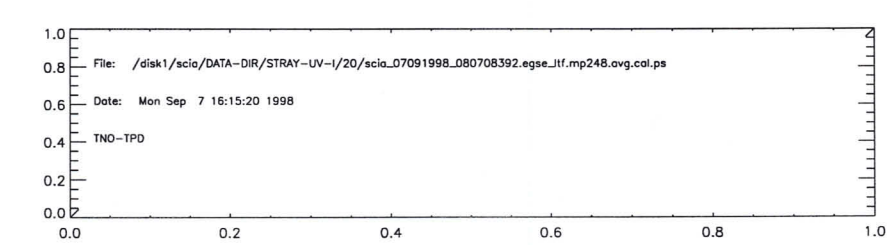
File: /disk1/scia/DATA-DIR/STRAY-UV-1/20/scia_07091998_080708392.egse_itf.mp248.avg.cal.ps
Date: Mon Sep 7 16:15:20 1998
TNO-TPD
1.0
0.8
0.6
0.4
0.2
0.0
0.0
0.2
0.4
0.6
0.8
1.0

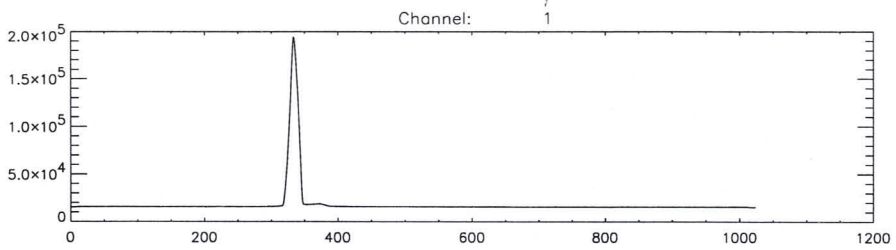
Channel: 1

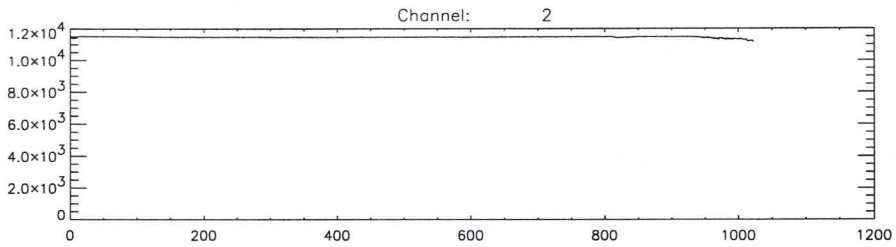
Channel: 2

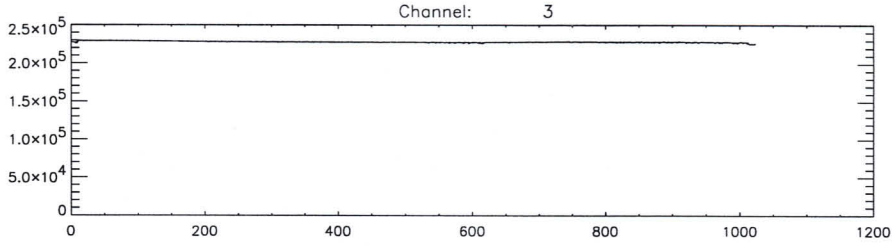
Channel: 3

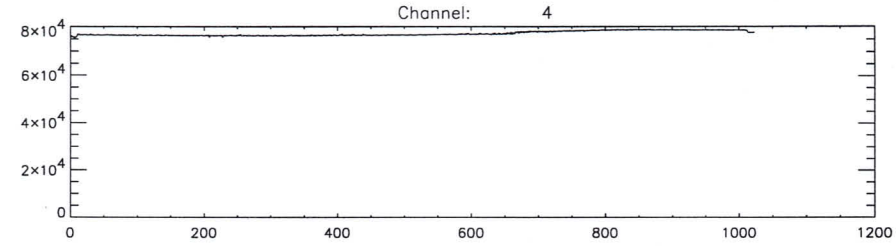
Channel: 4

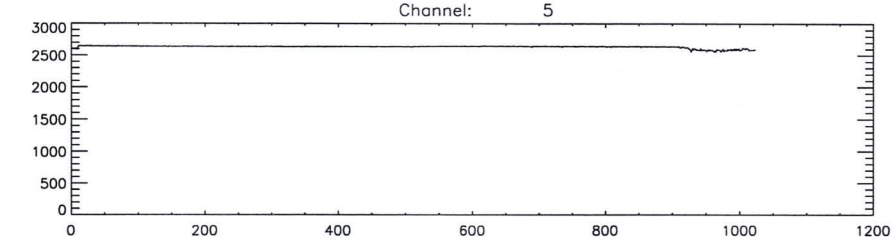
Channel: 5

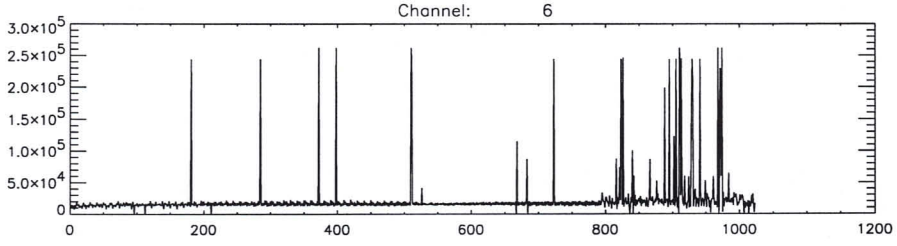
Channel: 6

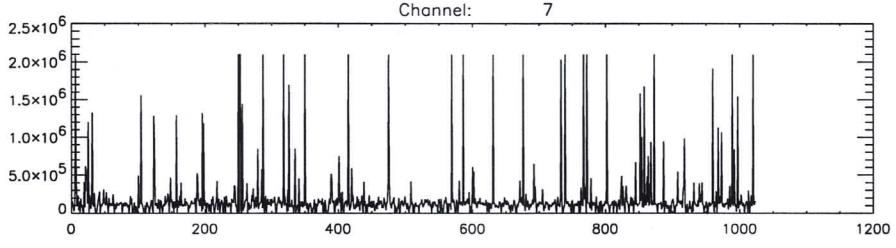
Channel: 7

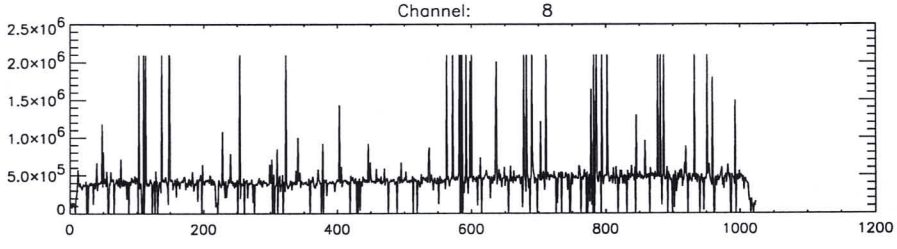
Channel: 8

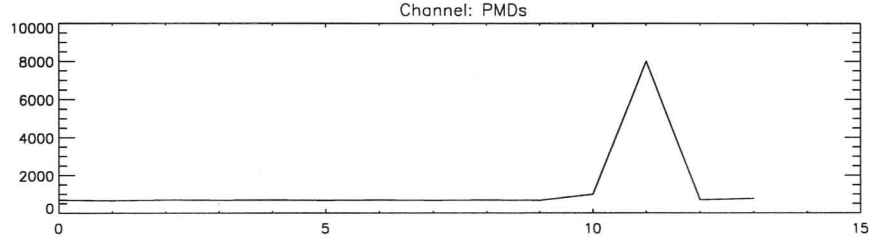
Channel: PMDs

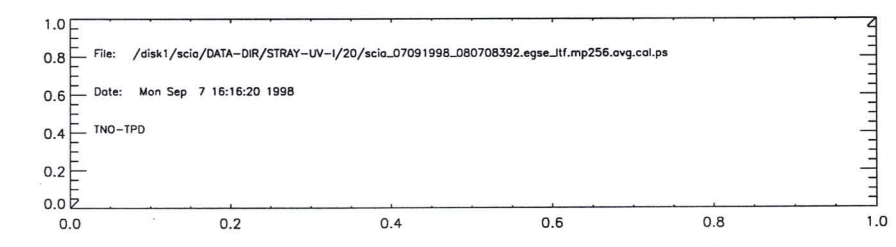
File: /disk1/scia/DATA-DIR/STRAY-UV-1/20/scia_07091998_080708392.egse_1tf.mp256.avg.cal.ps
Date: Mon Sep 7 16:16:20 1998
TNO-TPD

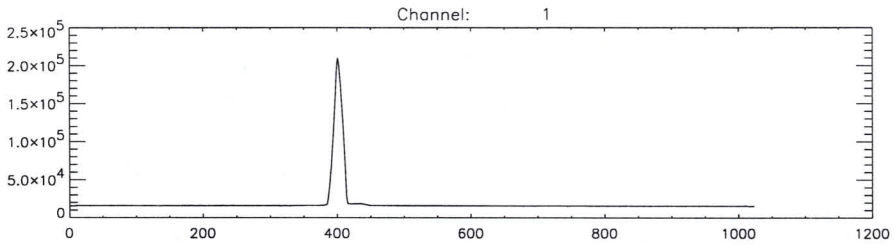
Channel: 1
2.5×10^5
2.0×10^5
1.5×10^5
1.0×10^5
5.0×10^4
0
0
200
400
600
800
1000
1200

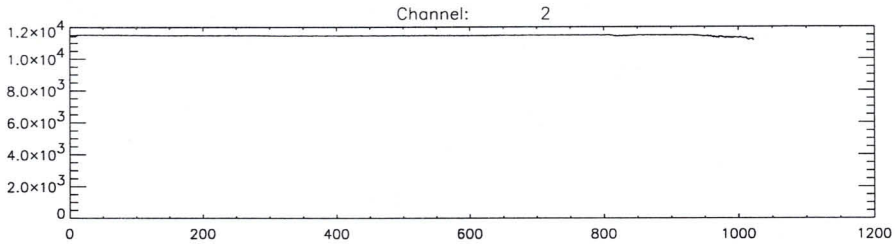
Channel: 2
1.2×10^4
1.0×10^4
8.0×10^3
6.0×10^3
4.0×10^3
2.0×10^3
0
0
200
400
600
800
1000
1200

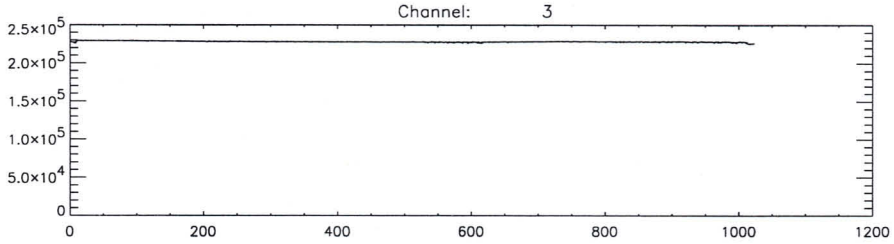
Channel: 3
2.5×10^5
2.0×10^5
1.5×10^5
1.0×10^5
5.0×10^4
0
0
200
400
600
800
1000
1200

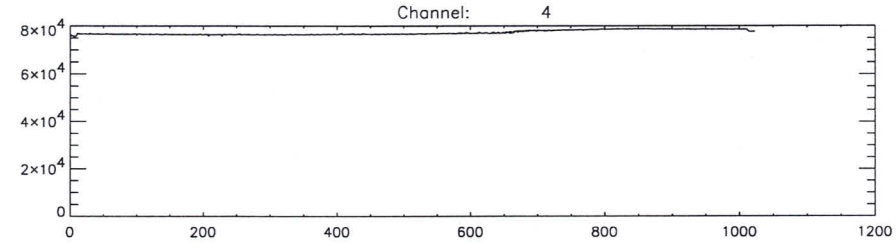
Channel: 4
8×10^4
6×10^4
4×10^4
2×10^4
0
0
200
400
600
800
1000
1200

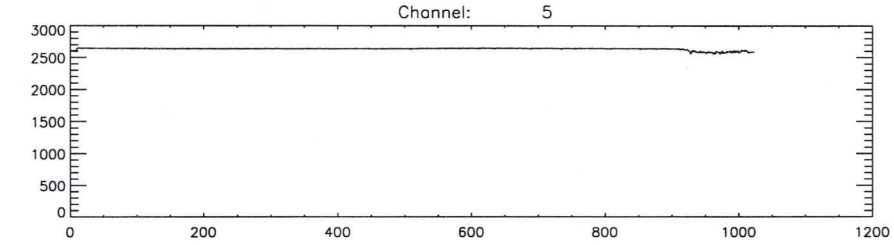
Channel: 5
3000
2500
2000
1500
1000
500
0
0
200
400
600
800
1000
1200

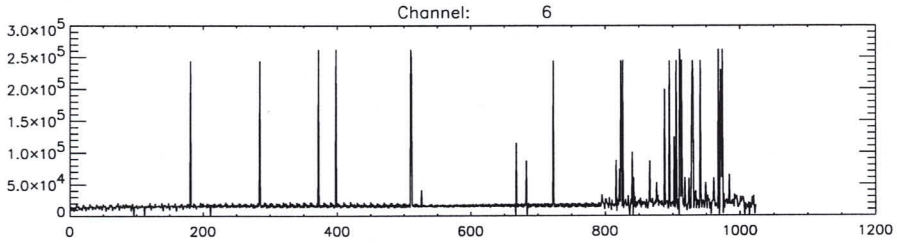
Channel: 6
3.0×10^5
2.5×10^5
2.0×10^5
1.5×10^5
1.0×10^5
5.0×10^4
0
0
200
400
600
800
1000
1200

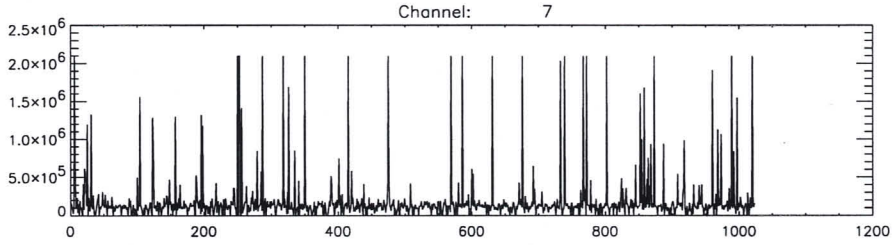
Channel: 7
2.5×10^6
2.0×10^6
1.5×10^6
1.0×10^6
5.0×10^5
0
0
200
400
600
800
1000
1200

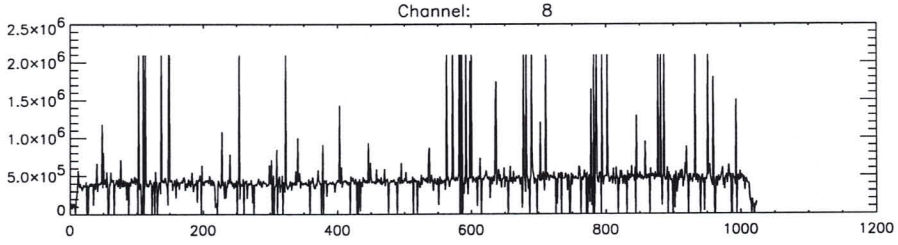
Channel: 8
2.5×10^6
2.0×10^6
1.5×10^6
1.0×10^6
5.0×10^5
0
0
200
400
600
800
1000
1200

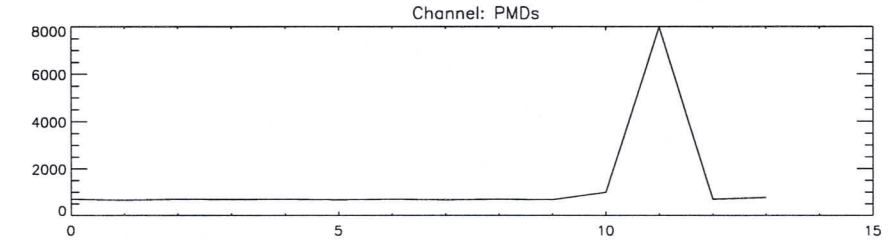
Channel: PMDs
8000
6000
4000
2000
0
0
5
10
15

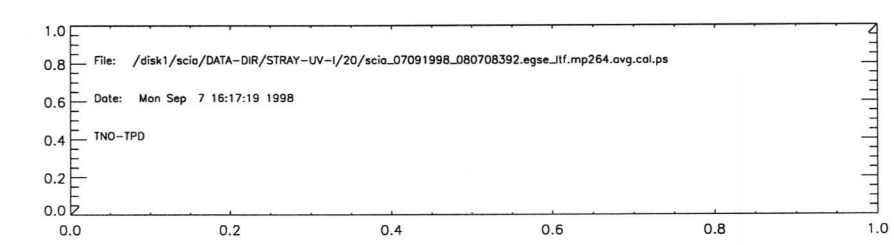
File: /disk1/scia/DATA-DIR/STRAY-UV-1/20/scia_07091998_080708392.egse_1tf.mp264.avg.cal.ps
Date: Mon Sep 7 16:17:19 1998
TNO-TPD
1.0
0.8
0.6
0.4
0.2
0.0
0.0
0.2
0.4
0.6
0.8
1.0

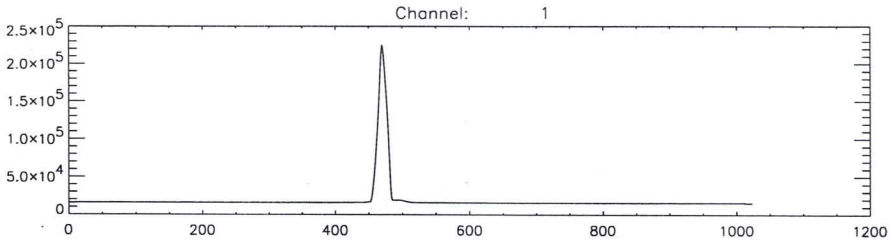
Channel: 1
2.5×10^5
2.0×10^5
1.5×10^5
1.0×10^5
5.0×10^4
0
0
200
400
600
800
1000
1200

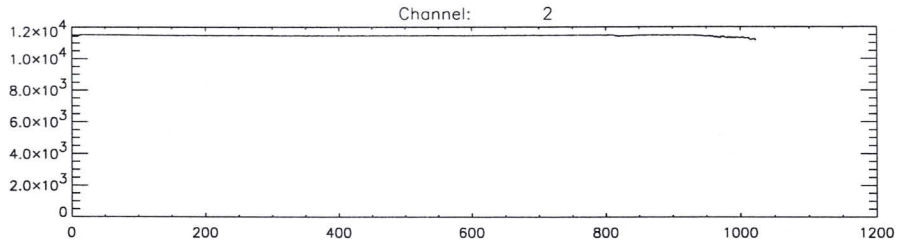
Channel: 2
1.2×10^4
1.0×10^4
8.0×10^3
6.0×10^3
4.0×10^3
2.0×10^3
0
0
200
400
600
800
1000
1200

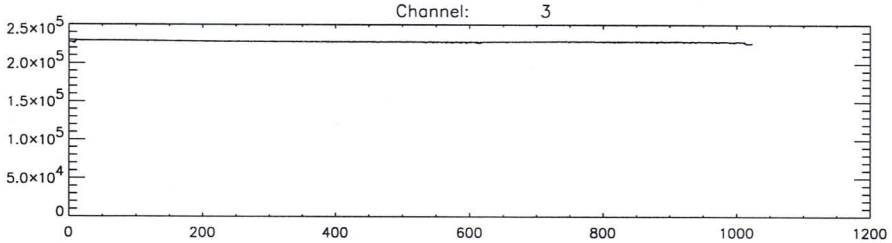
Channel: 3
2.5×10^5
2.0×10^5
1.5×10^5
1.0×10^5
5.0×10^4
0
0
200
400
600
800
1000
1200

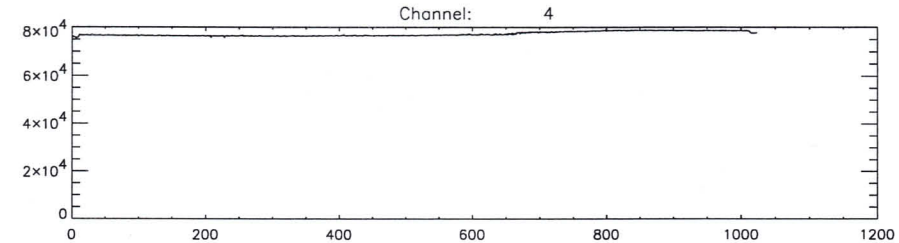
Channel: 4
8×10^4
6×10^4
4×10^4
2×10^4
0
0
200
400
600
800
1000
1200

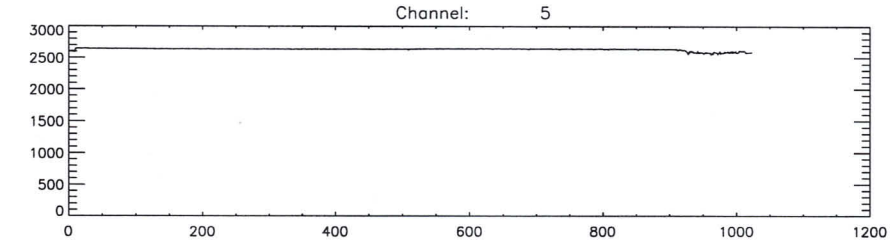
Channel: 5
3000
2500
2000
1500
1000
500
0
0
200
400
600
800
1000
1200

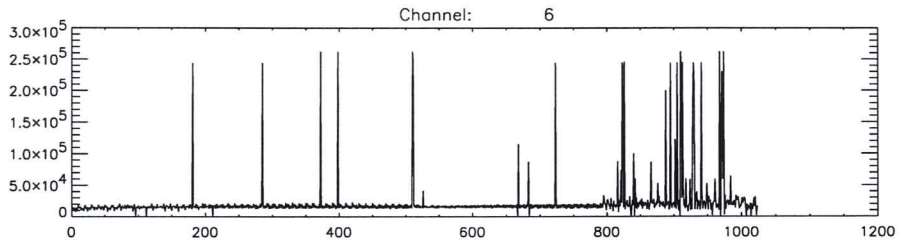
Channel: 6
3.0×10^5
2.5×10^5
2.0×10^5
1.5×10^5
1.0×10^5
5.0×10^4
0
0
200
400
600
800
1000
1200

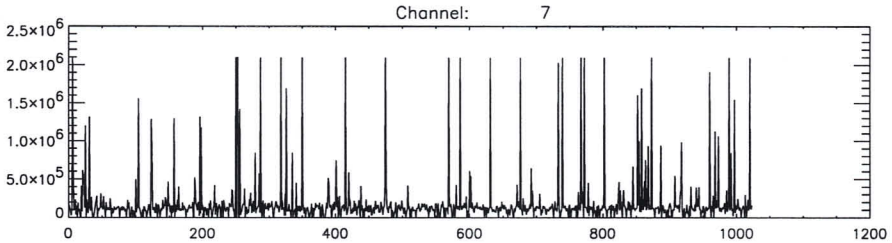
Channel: 7
2.5×10^6
2.0×10^6
1.5×10^6
1.0×10^6
5.0×10^5
0
0
200
400
600
800
1000
1200

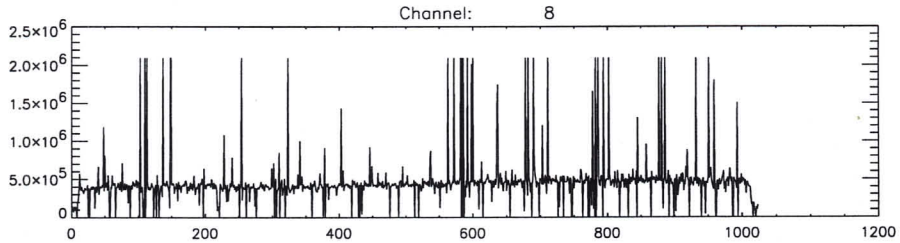
Channel: 8
2.5×10^6
2.0×10^6
1.5×10^6
1.0×10^6
5.0×10^5
0
0
200
400
600
800
1000
1200

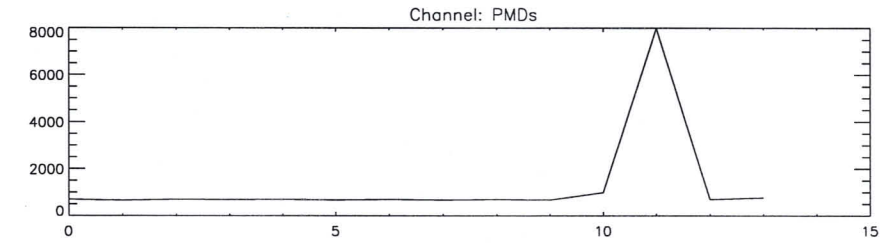
Channel: PMDs
8000
6000
4000
2000
0
0
5
10
15

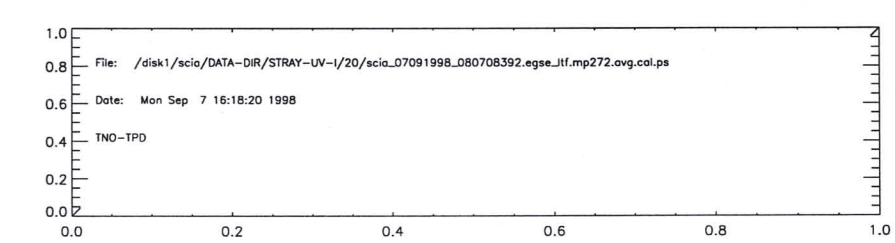
File: /disk1/scia/DATA-DIR/STRAY-UV-1/20/scia_07091998_080708392.egse_1tf.mp272.avg.cal.ps
Date: Mon Sep 7 16:18:20 1998
TNO-TPD
1.0
0.8
0.6
0.4
0.2
0.0
0.0
0.2
0.4
0.6
0.8
1.0

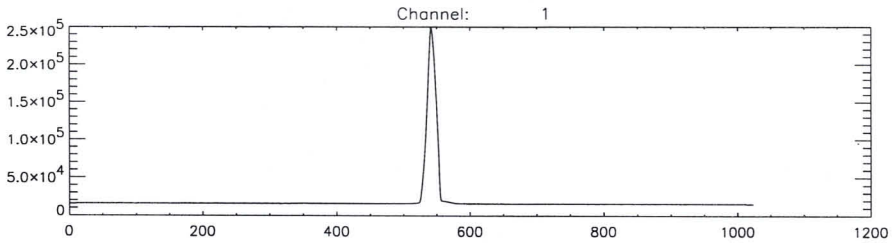
Channel: 1
2.5×10^5
2.0×10^5
1.5×10^5
1.0×10^5
5.0×10^4
0
0
200
400
600
800
1000
1200

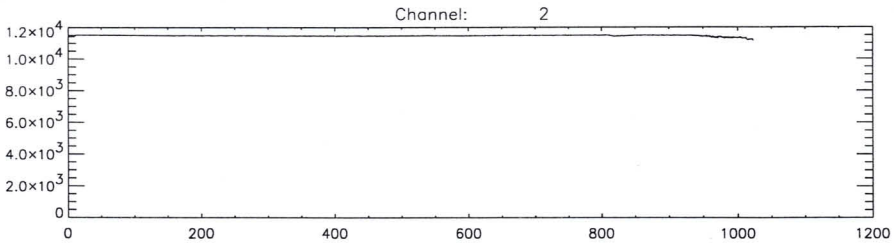
Channel: 2
1.2×10^4
1.0×10^4
8.0×10^3
6.0×10^3
4.0×10^3
2.0×10^3
0
0
200
400
600
800
1000
1200

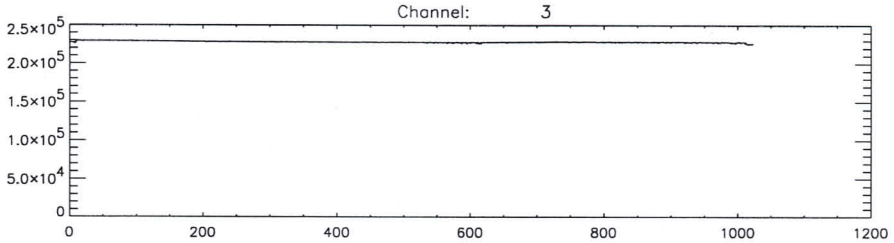
Channel: 3
2.5×10^5
2.0×10^5
1.5×10^5
1.0×10^5
5.0×10^4
0
0
200
400
600
800
1000
1200

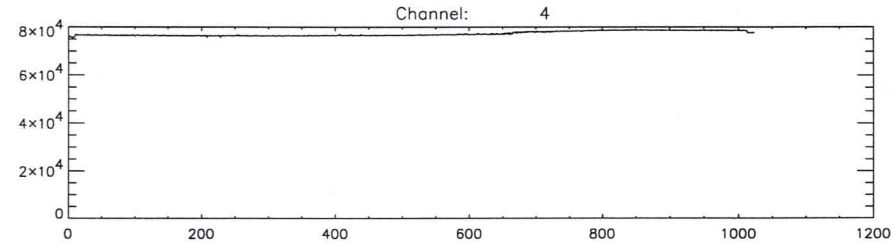
Channel: 4
8×10^4
6×10^4
4×10^4
2×10^4
0
0
200
400
600
800
1000
1200

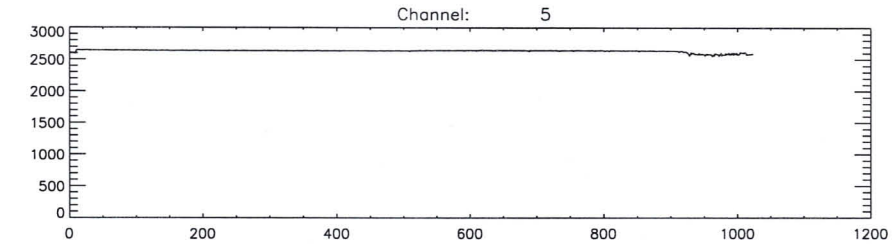
Channel: 5
3000
2500
2000
1500
1000
500
0
0
200
400
600
800
1000
1200

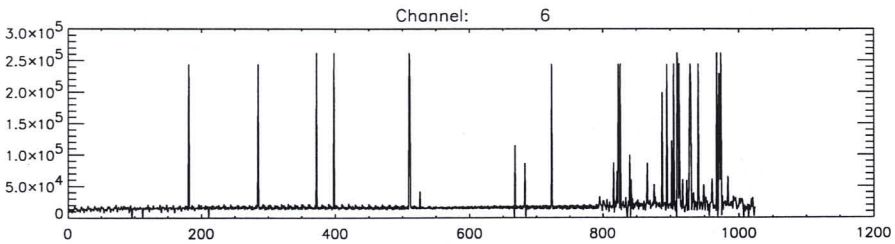
Channel: 6
3.0×10^5
2.5×10^5
2.0×10^5
1.5×10^5
1.0×10^5
5.0×10^4
0
0
200
400
600
800
1000
1200

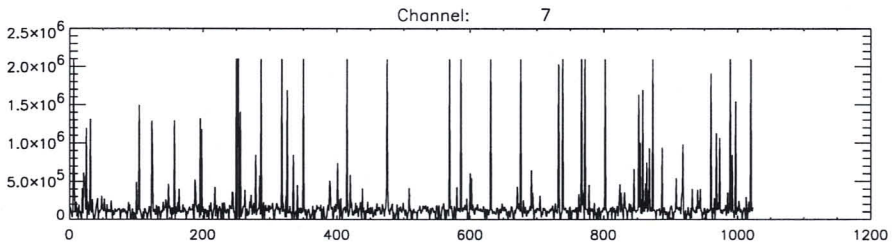
Channel: 7
2.5×10^6
2.0×10^6
1.5×10^6
1.0×10^6
5.0×10^5
0
0
200
400
600
800
1000
1200

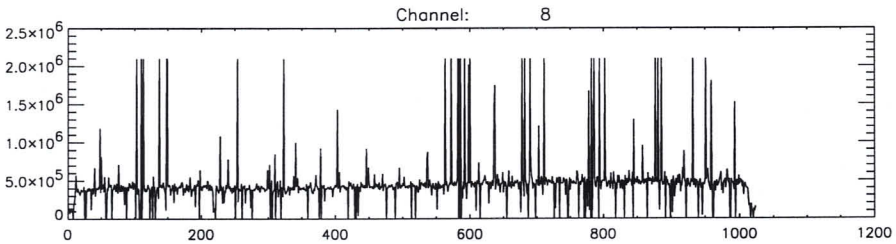
Channel: 8
2.5×10^6
2.0×10^6
1.5×10^6
1.0×10^6
5.0×10^5
0
0
200
400
600
800
1000
1200

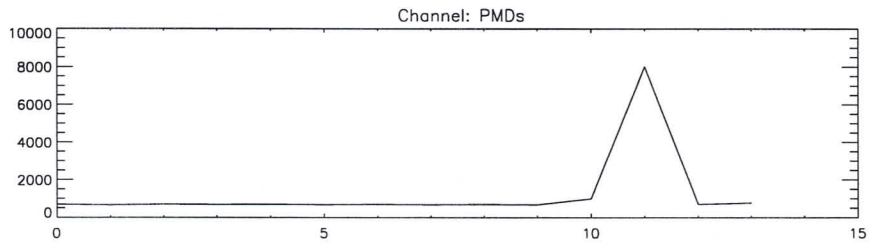
Channel: PMDs
10000
8000
6000
4000
2000
0
0
5
10
15

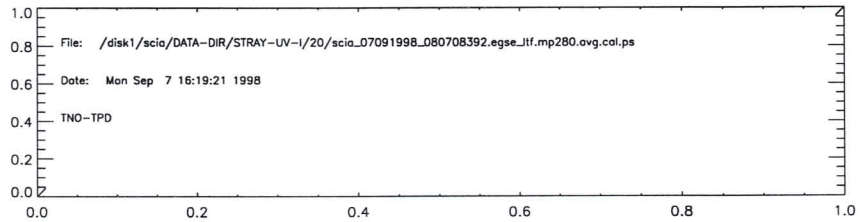
File: /disk1/scia/DATA-DIR/STRAY-UV-1/20/scia_07091998_080708392.egse_itf.mp280.ovg.cal.ps
Date: Mon Sep 7 16:19:21 1998
TNO-TPD
1.0
0.8
0.6
0.4
0.2
0.0
0.0
0.2
0.4
0.6
0.8
1.0

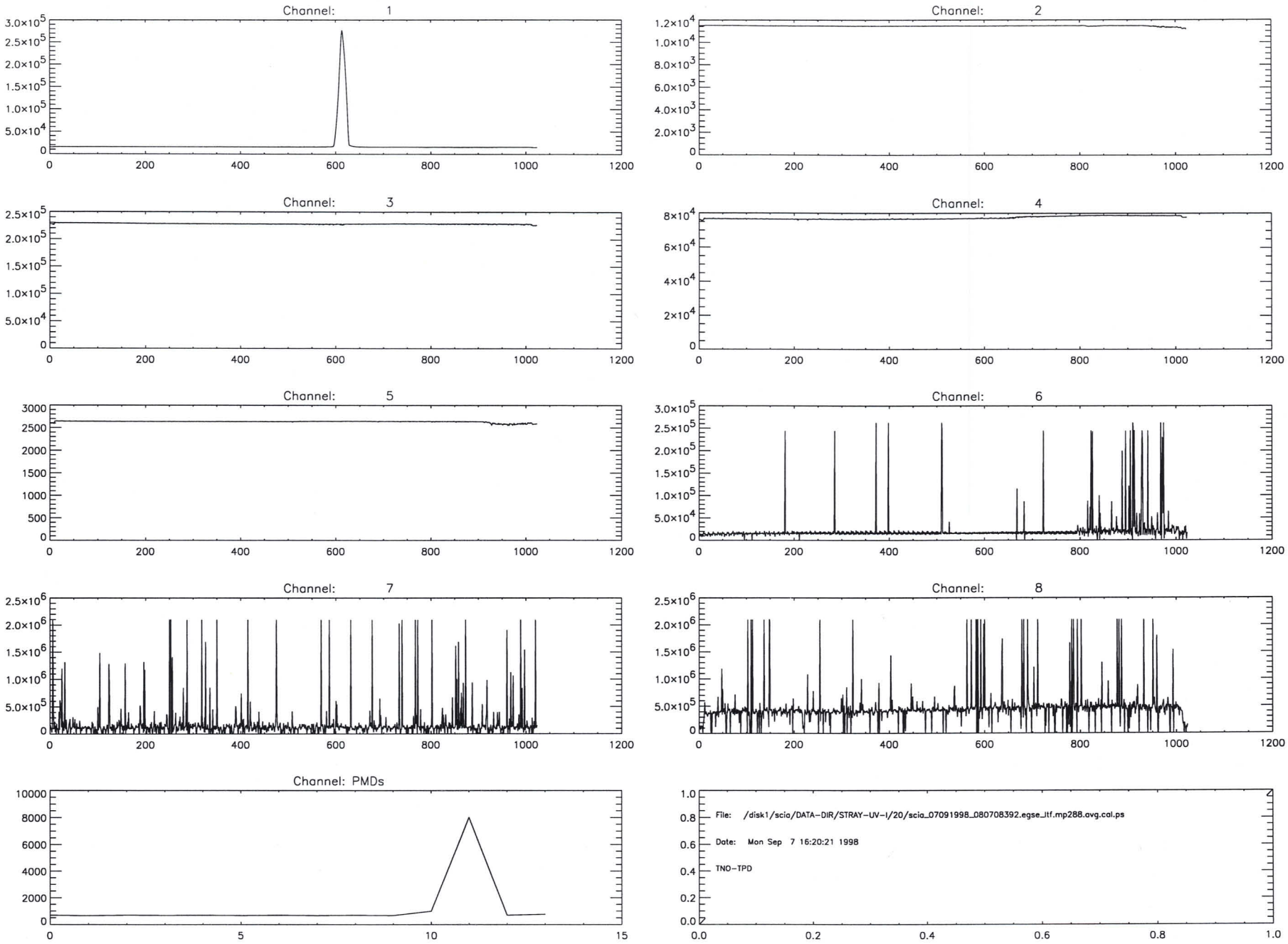
Channel: 1
Channel: 2
Channel: 3
Channel: 4
Channel: 5
Channel: 6
Channel: 7
Channel: 8
Channel: PMDs
File: /disk1/scia/DATA-DIR/STRAY-UV-1/20/scia_07091998_080708392.egse_itf.mp288.avg.cal.ps
Date: Mon Sep 7 16:20:21 1998
TNO-TPD

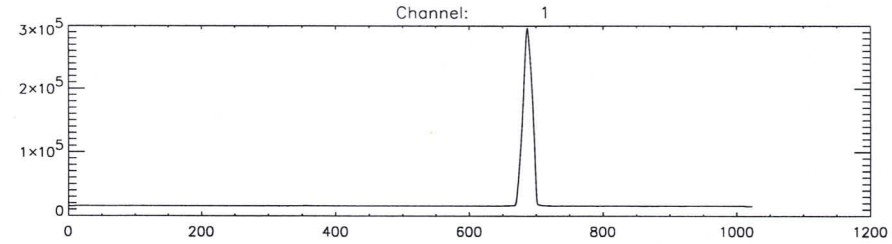
Channel: 1

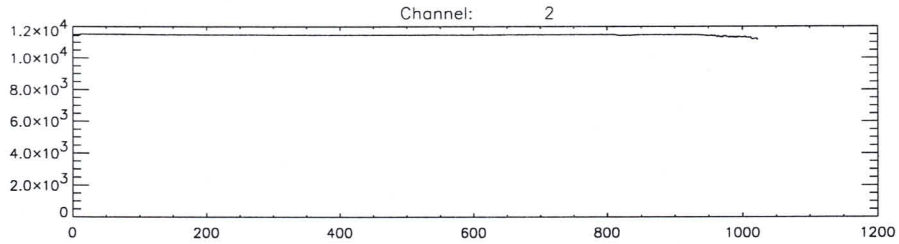
Channel: 2

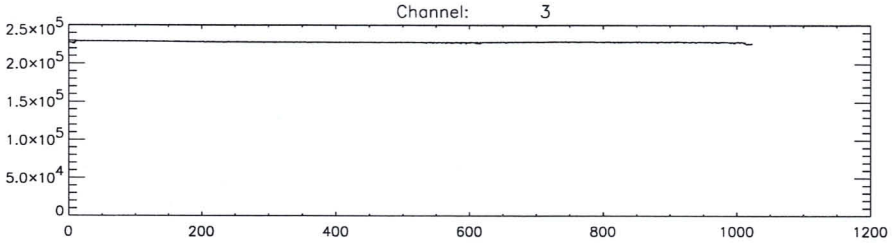
Channel: 3

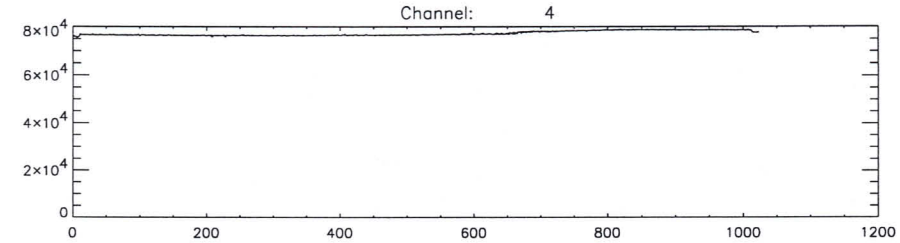
Channel: 4

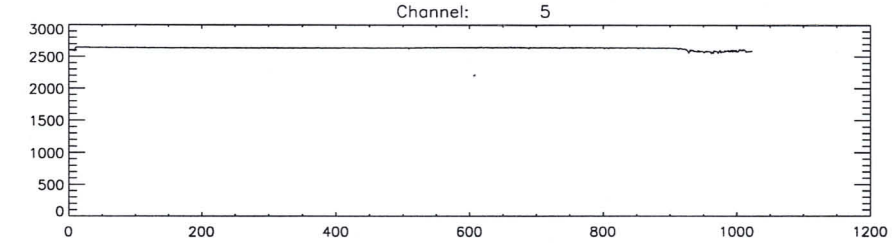
Channel: 5

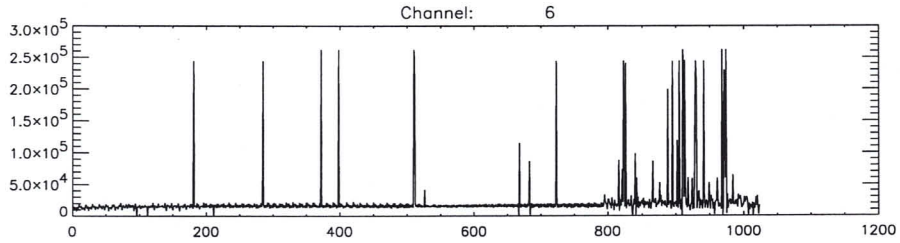
Channel: 6

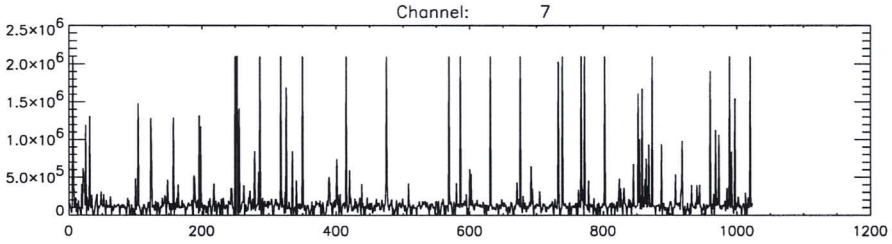
Channel: 7

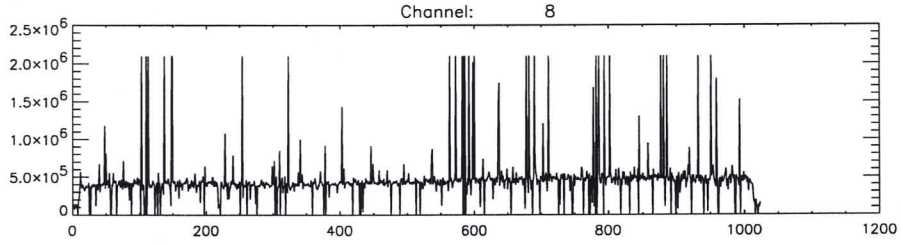
Channel: 8

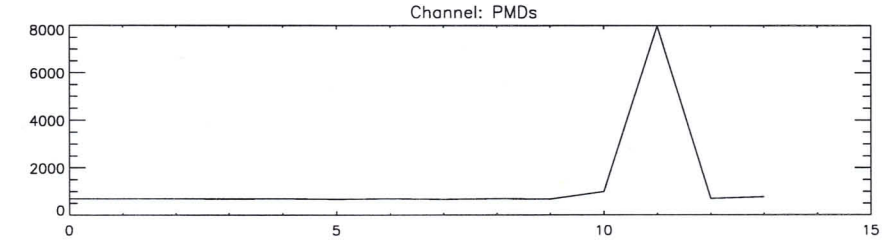
Channel: PMDs

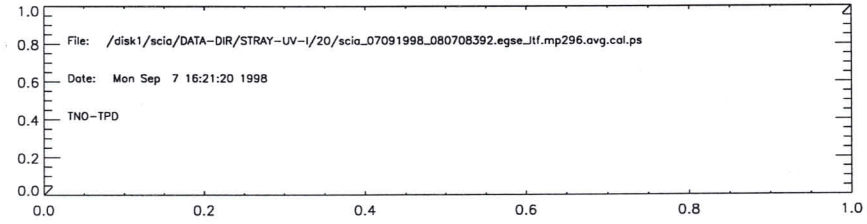
File: /disk1/scia/DATA-DIR/STRAY-UV-1/20/scia_07091998_080708392.egse_itf.mp296.avg.cal.ps
Date: Mon Sep 7 16:21:20 1998
TNO-TPD

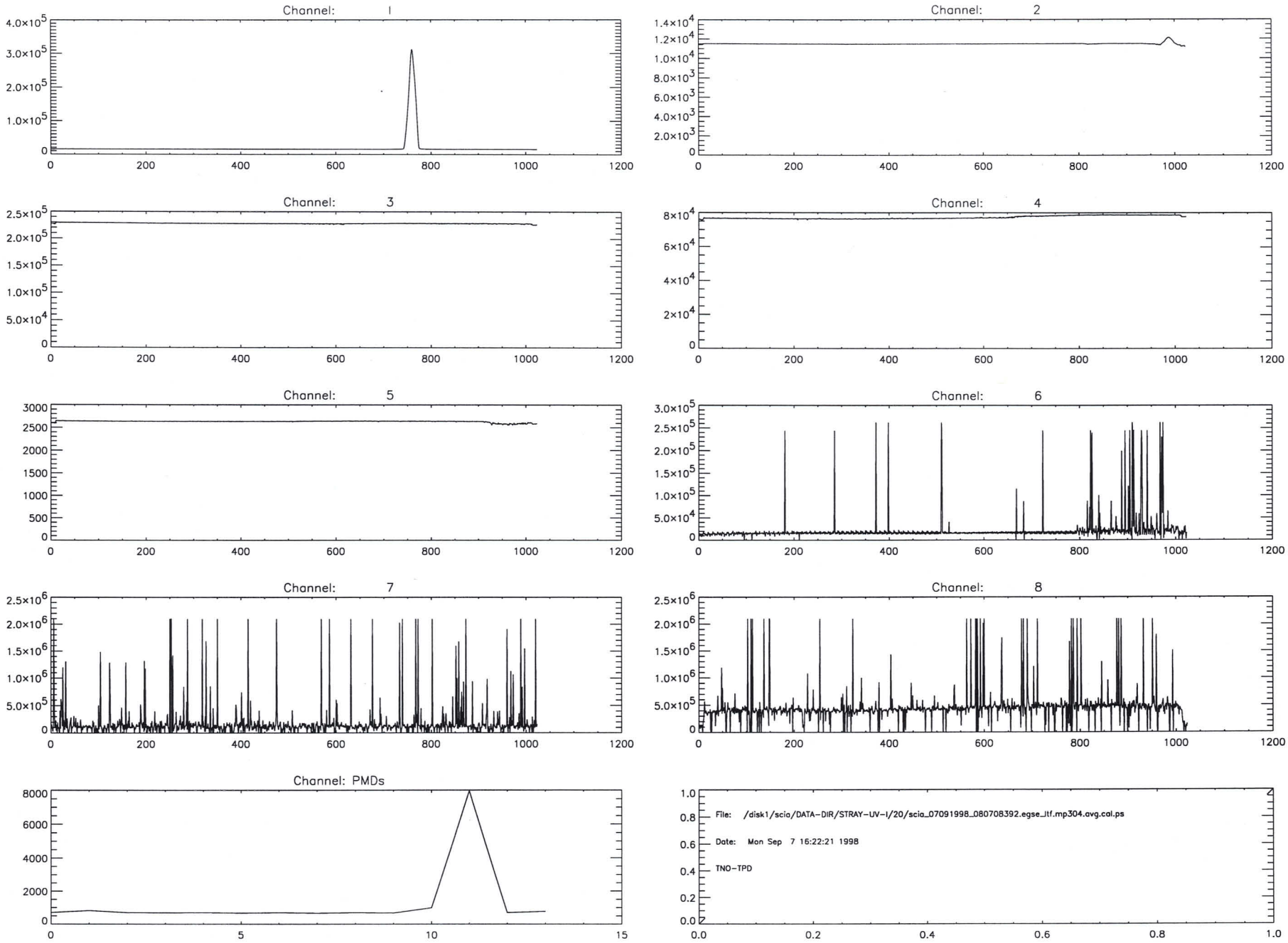
Channel: 1
Channel: 2
Channel: 3
Channel: 4
Channel: 5
Channel: 6
Channel: 7
Channel: 8
Channel: PMDs
File: /disk1/scia/DATA-DIR/STRAY-UV-1/20/scia_07091998_080708392.egse_itf.mp304.avg.cal.ps
Date: Mon Sep 7 16:22:21 1998
TNO-TPD

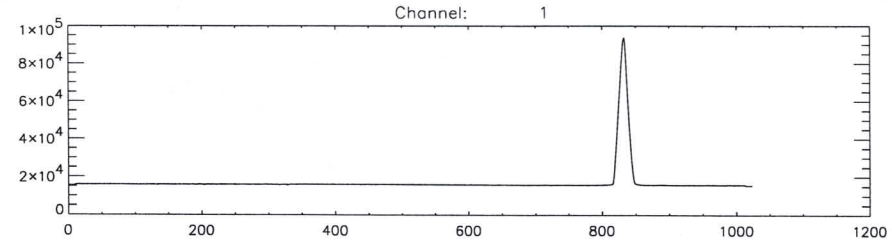
Channel: 1
1×10^5
8×10^4
6×10^4
4×10^4
2×10^4
0
0
200
400
600
800
1000
1200

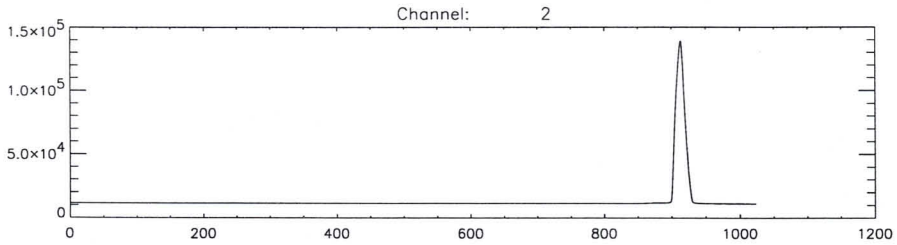
Channel: 2
1.5×10^5
1.0×10^5
5.0×10^4
0
0
200
400
600
800
1000
1200

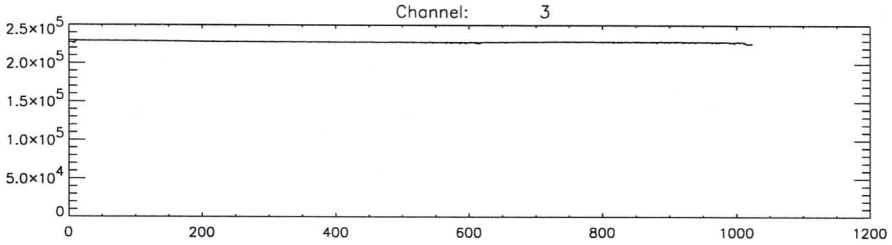
Channel: 3
2.5×10^5
2.0×10^5
1.5×10^5
1.0×10^5
5.0×10^4
0
0
200
400
600
800
1000
1200

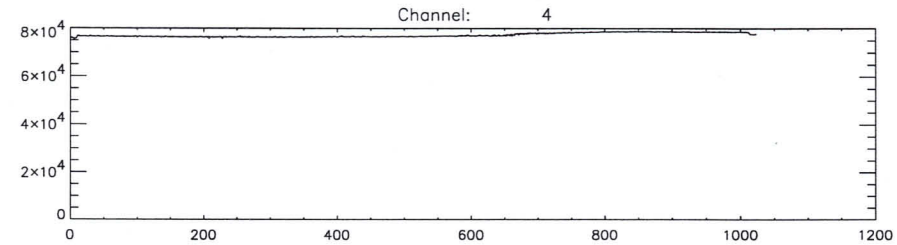
Channel: 4
8×10^4
6×10^4
4×10^4
2×10^4
0
0
200
400
600
800
1000
1200

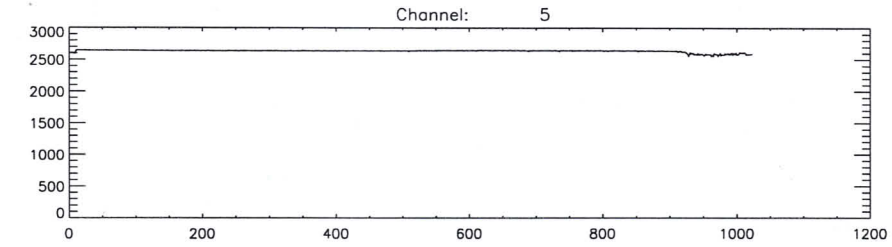
Channel: 5
3000
2500
2000
1500
1000
500
0
0
200
400
600
800
1000
1200

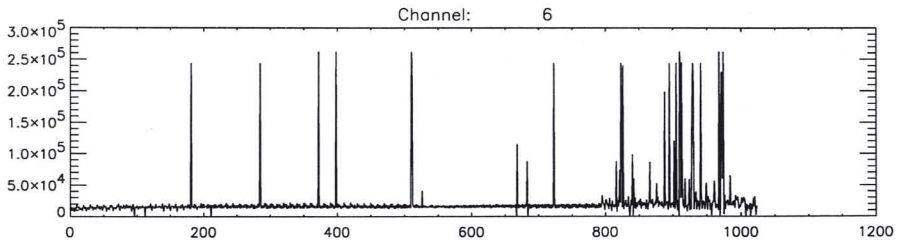
Channel: 6
3.0×10^5
2.5×10^5
2.0×10^5
1.5×10^5
1.0×10^5
5.0×10^4
0
0
200
400
600
800
1000
1200

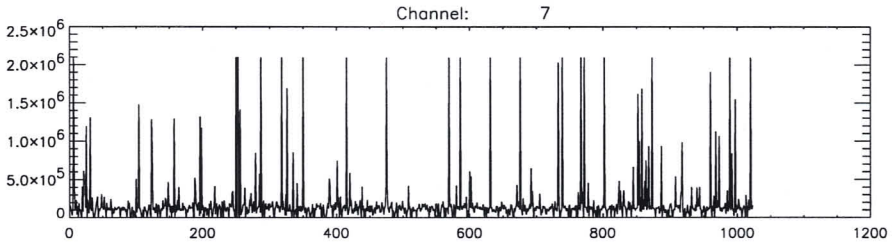
Channel: 7
2.5×10^6
2.0×10^6
1.5×10^6
1.0×10^6
5.0×10^5
0
0
200
400
600
800
1000
1200

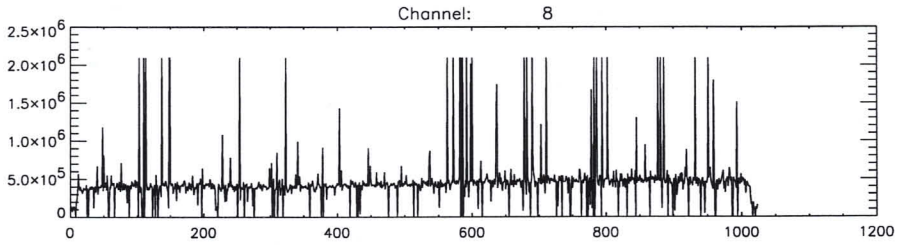
Channel: 8
2.5×10^6
2.0×10^6
1.5×10^6
1.0×10^6
5.0×10^5
0
0
200
400
600
800
1000
1200

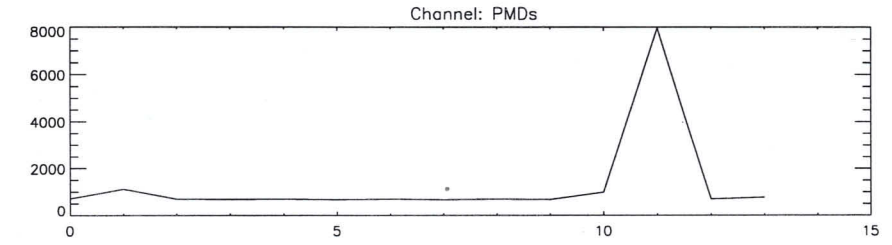
Channel: PMDs
8000
6000
4000
2000
0
0
5
10
15

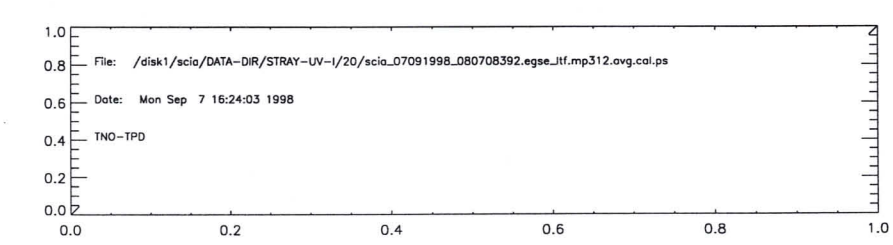
1.0
0.8
0.6
0.4
0.2
0.0
0.0
0.2
0.4
0.6
0.8
1.0
File: /disk1/scia/DATA-DIR/STRAY-UV-1/20/scia_07091998_080708392.egse_itf.mp312.avg.cal.ps
Date: Mon Sep 7 16:24:03 1998
TNO-TPD

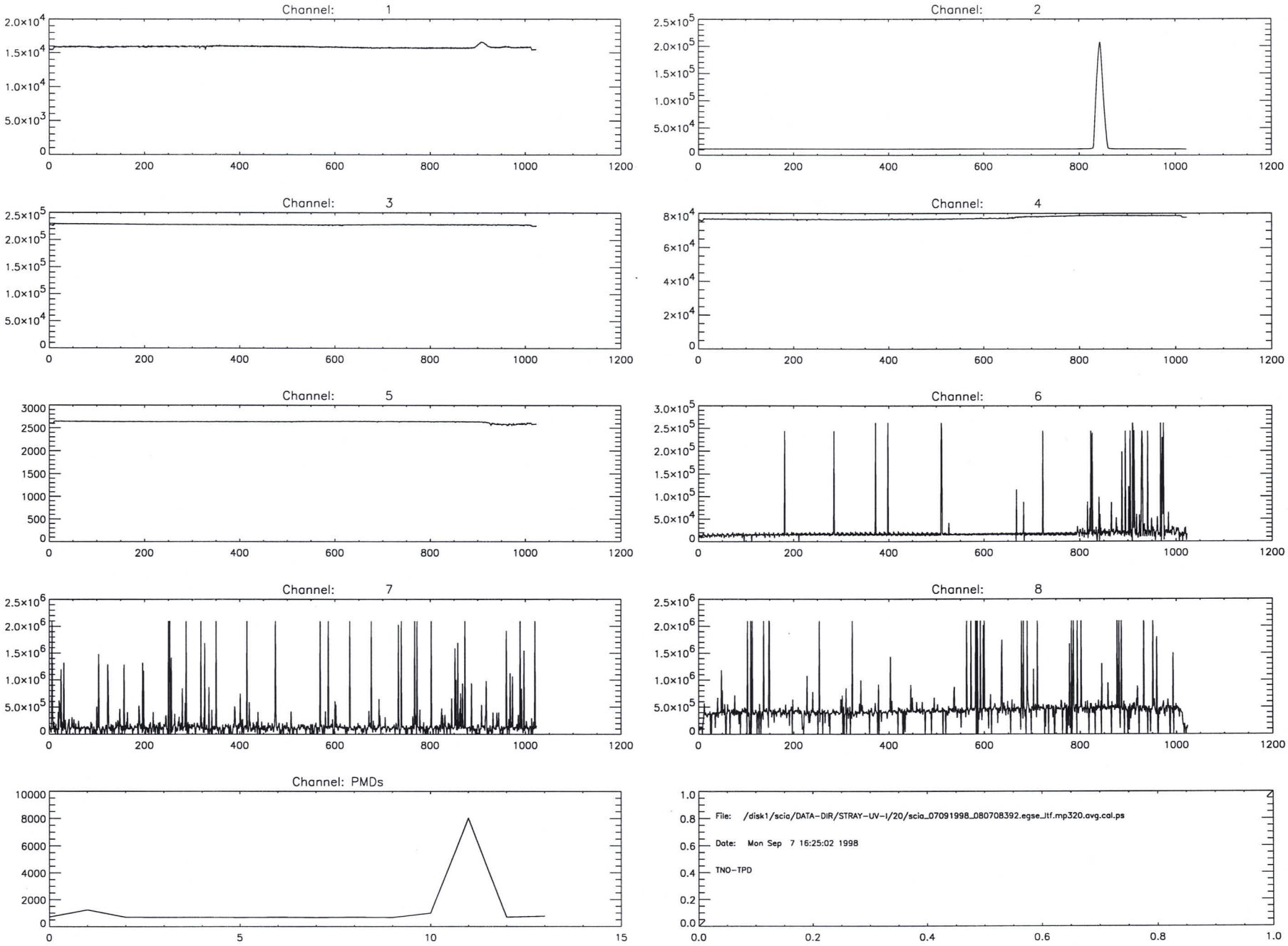
Channel: 1
Channel: 2
Channel: 3
Channel: 4
Channel: 5
Channel: 6
Channel: 7
Channel: 8
Channel: PMDs
File: /disk1/scia/DATA-DIR/STRAY-UV-1/20/scia_07091998_080708392.egse_itf.mp320.avg.cal.ps
Date: Mon Sep 7 16:25:02 1998
TNO-TPD

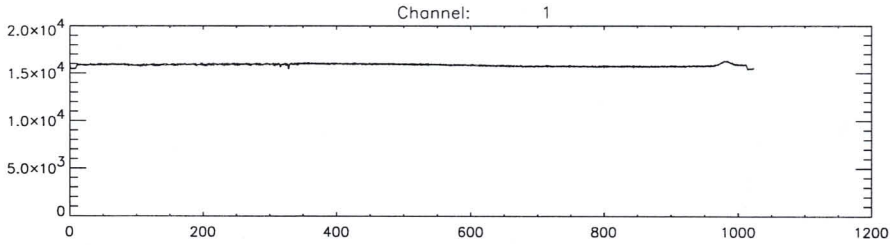
Channel: 1
2.0×10^4
1.5×10^4
1.0×10^4
5.0×10^3
0
0
200
400
600
800
1000
1200

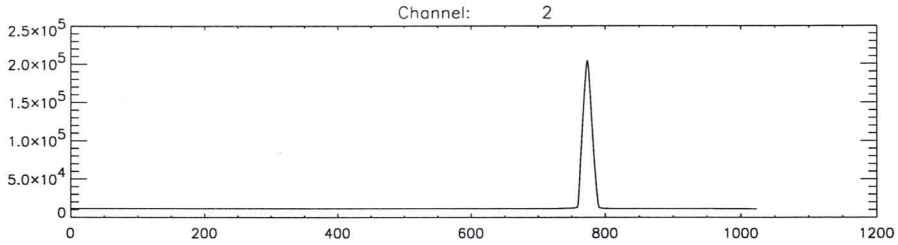
Channel: 2
2.5×10^5
2.0×10^5
1.5×10^5
1.0×10^5
5.0×10^4
0
0
200
400
600
800
1000
1200

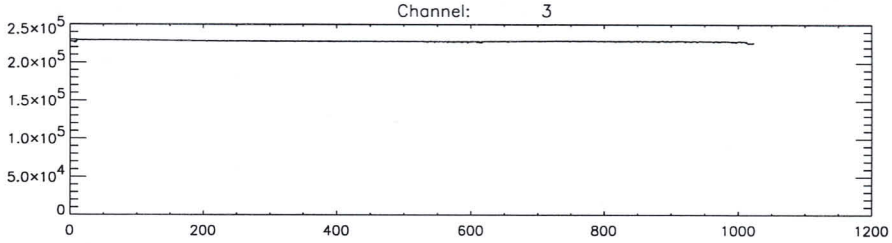
Channel: 3
2.5×10^5
2.0×10^5
1.5×10^5
1.0×10^5
5.0×10^4
0
0
200
400
600
800
1000
1200

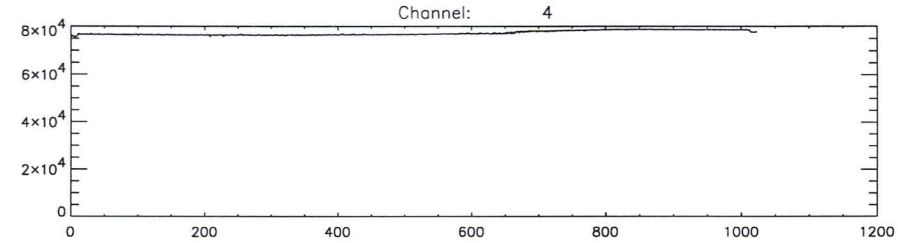
Channel: 4
8×10^4
6×10^4
4×10^4
2×10^4
0
0
200
400
600
800
1000
1200

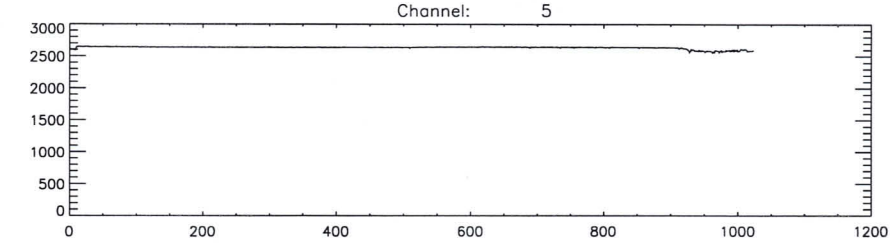
Channel: 5
3000
2500
2000
1500
1000
500
0
0
200
400
600
800
1000
1200

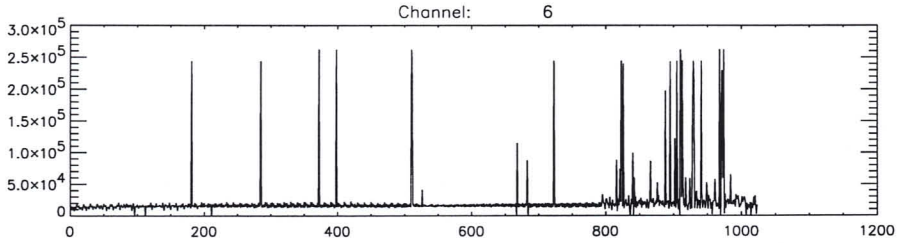
Channel: 6
3.0×10^5
2.5×10^5
2.0×10^5
1.5×10^5
1.0×10^5
5.0×10^4
0
0
200
400
600
800
1000
1200

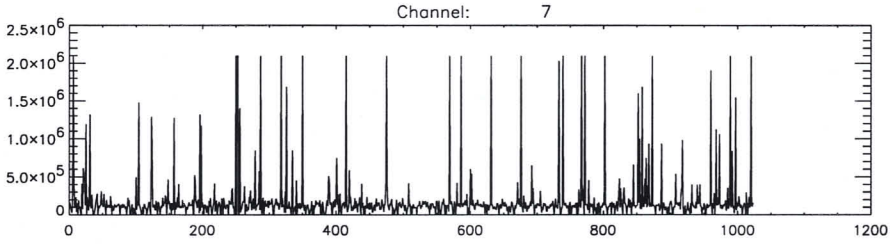
Channel: 7
2.5×10^6
2.0×10^6
1.5×10^6
1.0×10^6
5.0×10^5
0
0
200
400
600
800
1000
1200

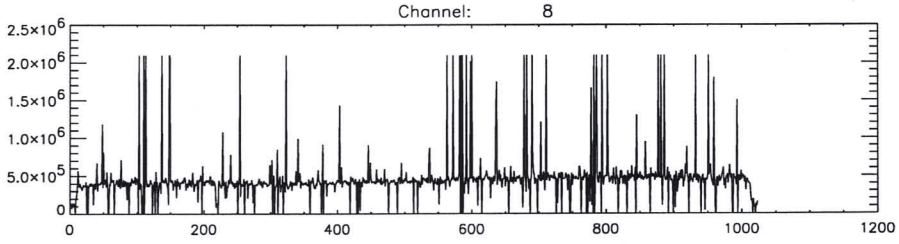
Channel: 8
2.5×10^6
2.0×10^6
1.5×10^6
1.0×10^6
5.0×10^5
0
0
200
400
600
800
1000
1200

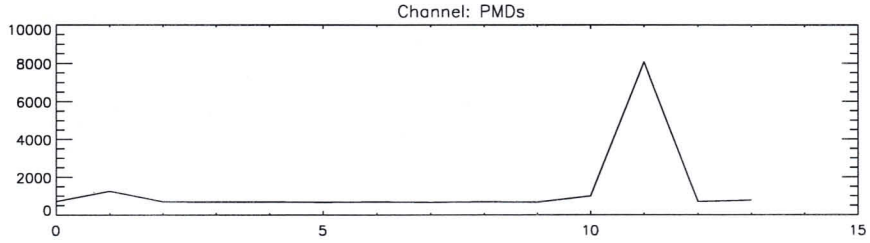
Channel: PMDs
10000
8000
6000
4000
2000
0
0
5
10
15

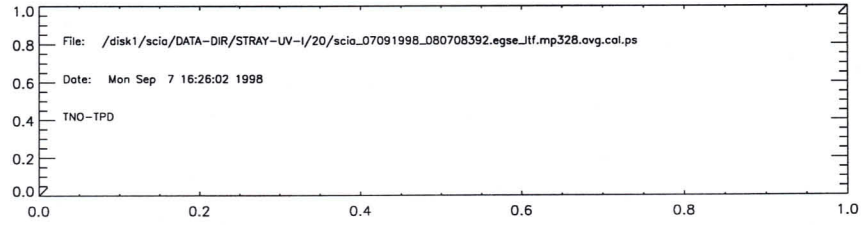
File: /disk1/scia/DATA-DIR/STRAY-UV-1/20/scia_07091998_080708392.egse_itf.mp328.avg.cal.ps
Date: Mon Sep 7 16:26:02 1998
TNO-TPD
1.0
0.8
0.6
0.4
0.2
0.0
0.0
0.2
0.4
0.6
0.8
1.0

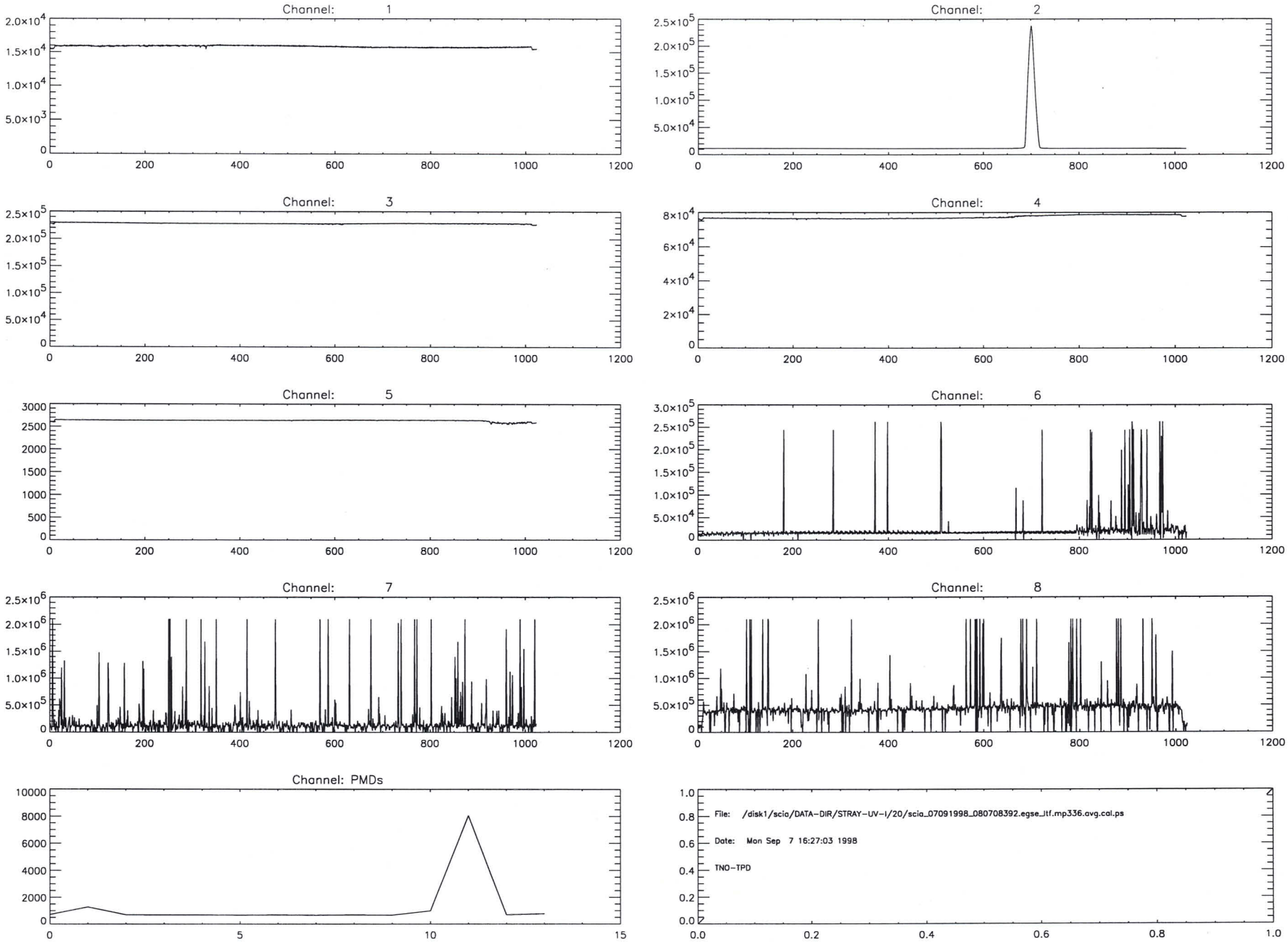
Channel: 1
Channel: 2
Channel: 3
Channel: 4
Channel: 5
Channel: 6
Channel: 7
Channel: 8
Channel: PMDs
File: /disk1/scia/DATA-DIR/STRAY-UV-1/20/scia_07091998_080708392.egse_itf.mp336.avg.cal.ps
Date: Mon Sep 7 16:27:03 1998
TNO-TPD

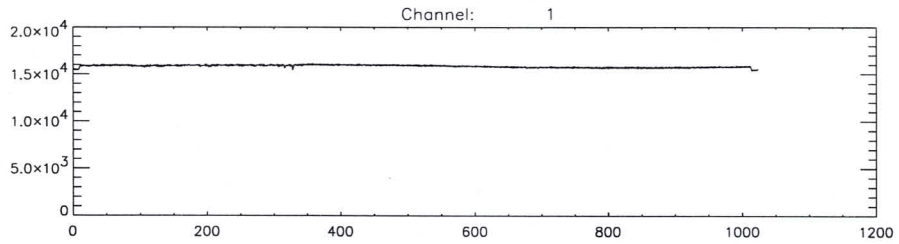
Channel: 1
2.0x10^4
1.5x10^4
1.0x10^4
5.0x10^3
0
0
200
400
600
800
1000
1200

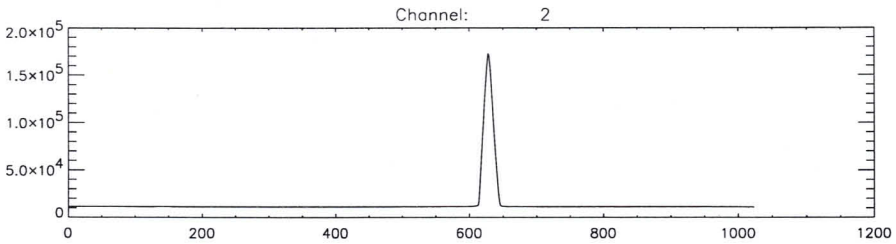
Channel: 2
2.0x10^5
1.5x10^5
1.0x10^5
5.0x10^4
0
0
200
400
600
800
1000
1200

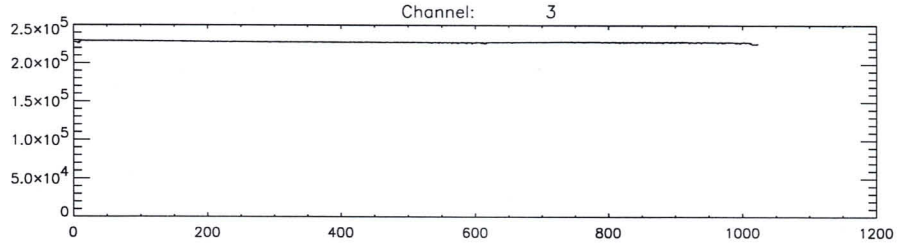
Channel: 3
2.5x10^5
2.0x10^5
1.5x10^5
1.0x10^5
5.0x10^4
0
0
200
400
600
800
1000
1200

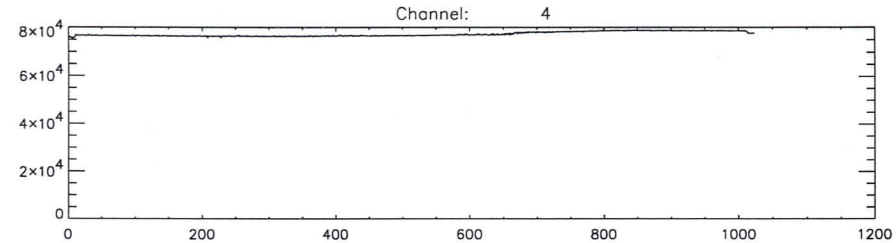
Channel: 4
8x10^4
6x10^4
4x10^4
2x10^4
0
0
200
400
600
800
1000
1200

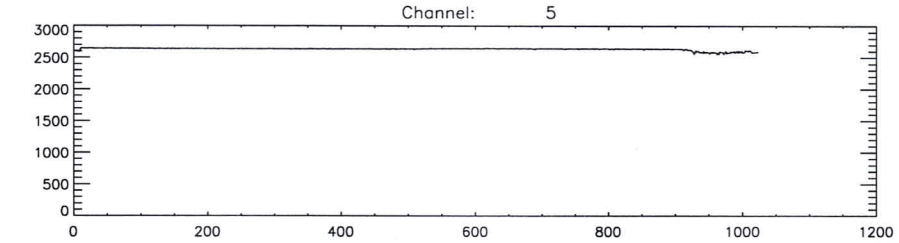
Channel: 5
3000
2500
2000
1500
1000
500
0
0
200
400
600
800
1000
1200

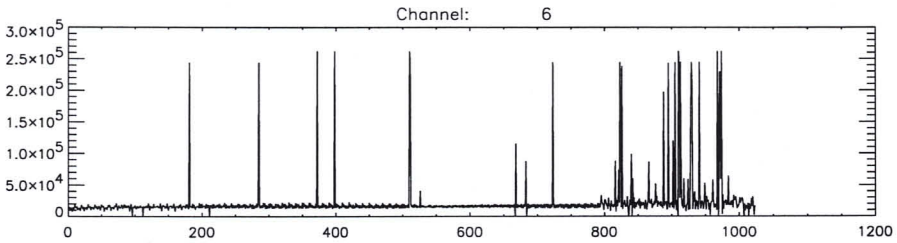
Channel: 6
3.0x10^5
2.5x10^5
2.0x10^5
1.5x10^5
1.0x10^5
5.0x10^4
0
0
200
400
600
800
1000
1200

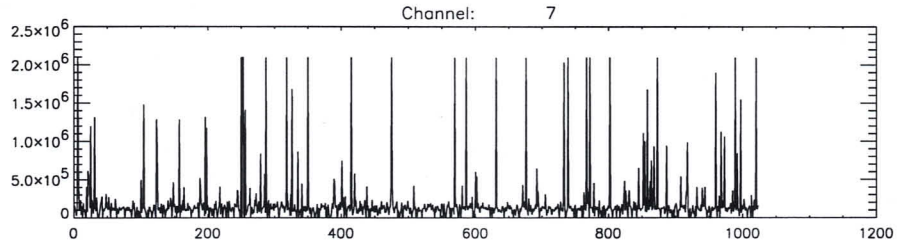
Channel: 7
2.5x10^6
2.0x10^6
1.5x10^6
1.0x10^6
5.0x10^5
0
0
200
400
600
800
1000
1200

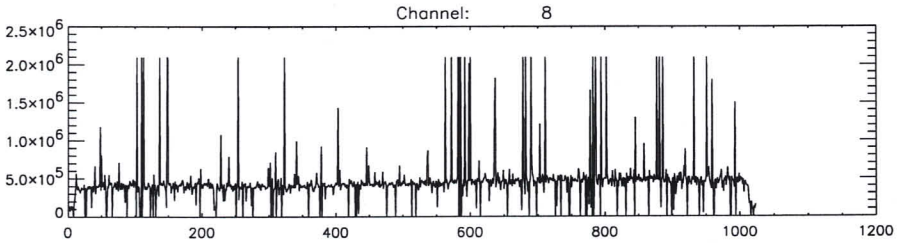
Channel: 8
2.5x10^6
2.0x10^6
1.5x10^6
1.0x10^6
5.0x10^5
0
0
200
400
600
800
1000
1200

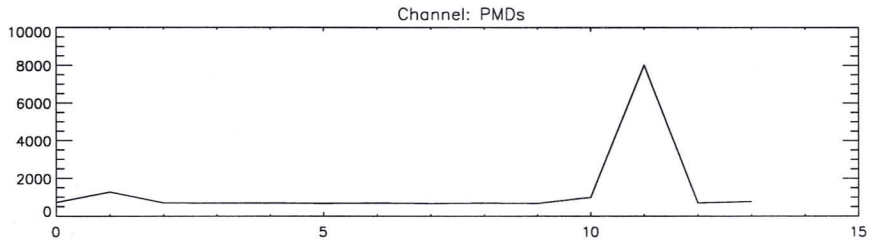
Channel: PMDs
10000
8000
6000
4000
2000
0
0
5
10
15

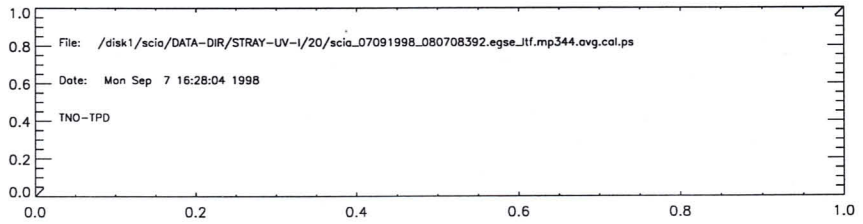
File: /disk1/scia/DATA-DIR/STRAY-UV-1/20/scia_07091998_080708392.egse_1tf.mp344.avg.cal.ps
Date: Mon Sep 7 16:28:04 1998
TNO-TPD
1.0
0.8
0.6
0.4
0.2
0.0
0.0
0.2
0.4
0.6
0.8
1.0

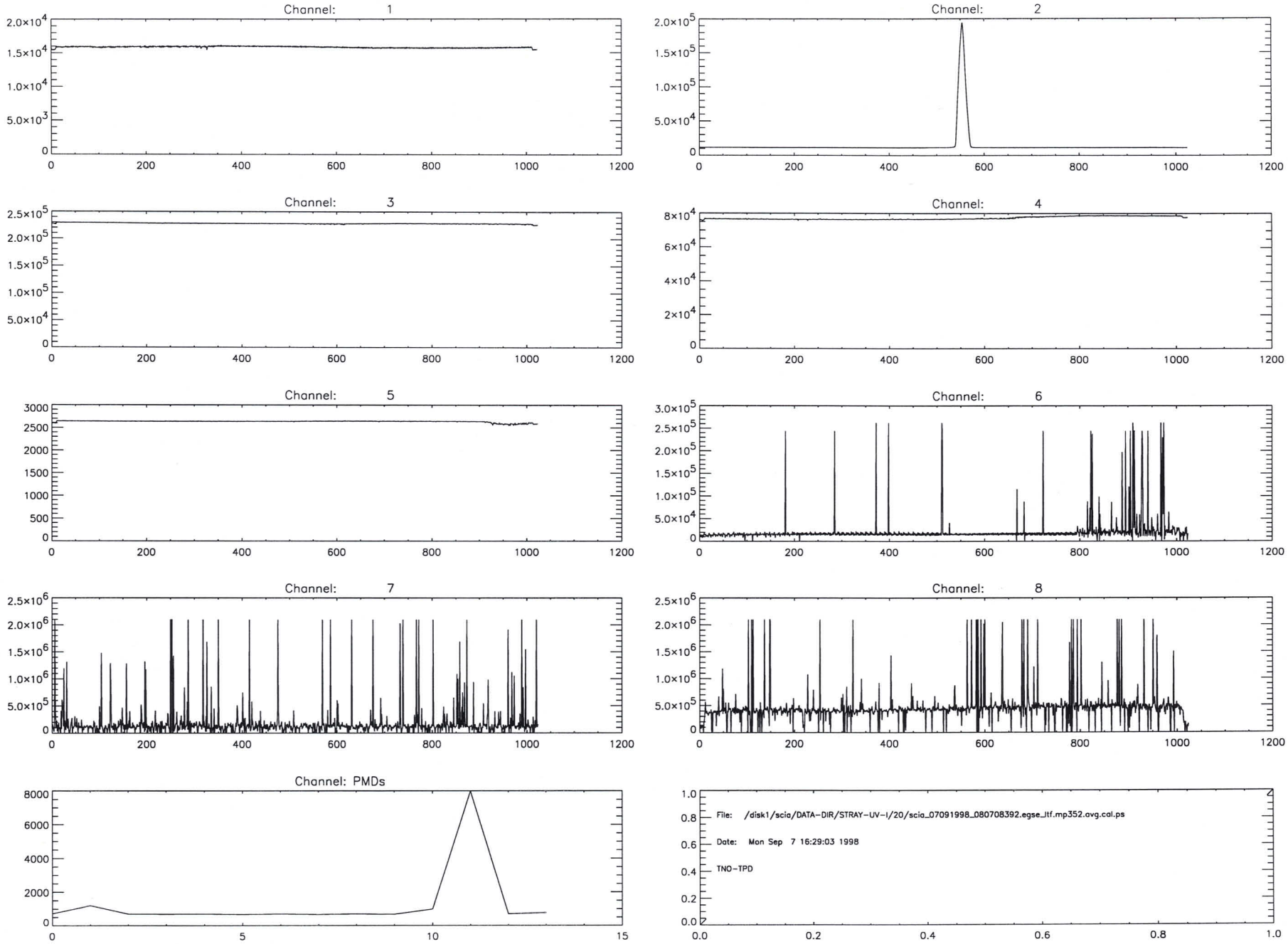
Channel: 1
Channel: 2
Channel: 3
Channel: 4
Channel: 5
Channel: 6
Channel: 7
Channel: 8
Channel: PMDs
File: /disk1/scia/DATA-DIR/STRAY-UV-1/20/scia_07091998_080708392.egse_itf.mp352.avg.cal.ps
Date: Mon Sep 7 16:29:03 1998
TNO-TPD

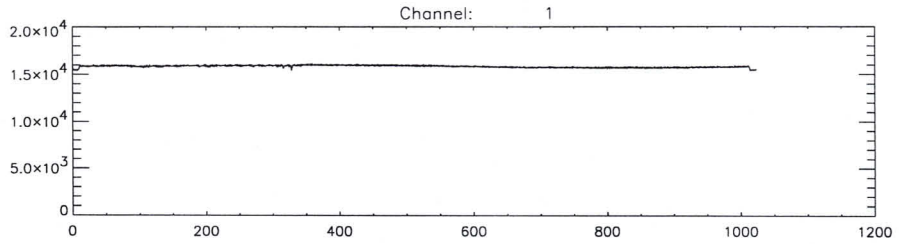
Channel: 1
2.0x10^4
1.5x10^4
1.0x10^4
5.0x10^3
0
0
200
400
600
800
1000
1200

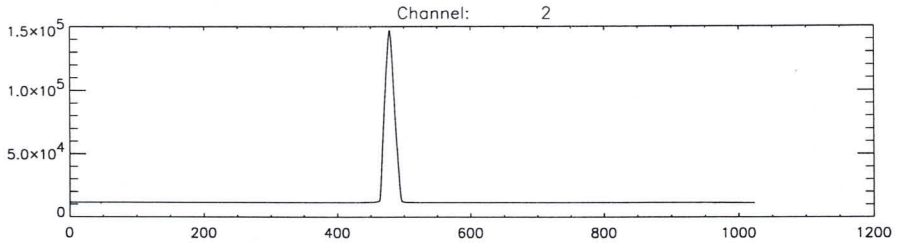
Channel: 2
1.5x10^5
1.0x10^5
5.0x10^4
0
0
200
400
600
800
1000
1200

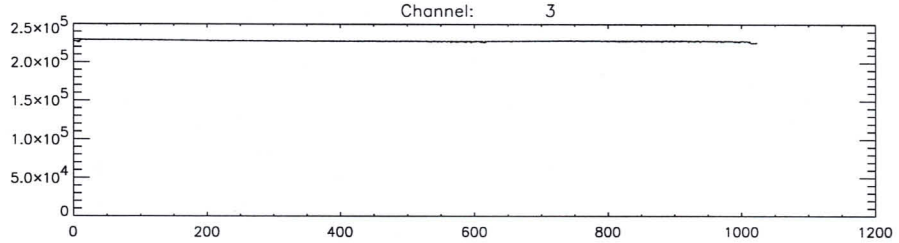
Channel: 3
2.5x10^5
2.0x10^5
1.5x10^5
1.0x10^5
5.0x10^4
0
0
200
400
600
800
1000
1200

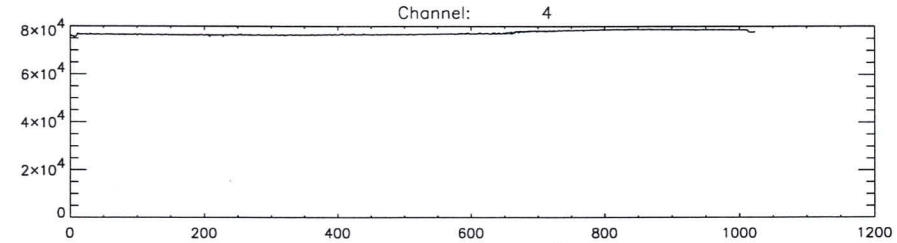
Channel: 4
8x10^4
6x10^4
4x10^4
2x10^4
0
0
200
400
600
800
1000
1200

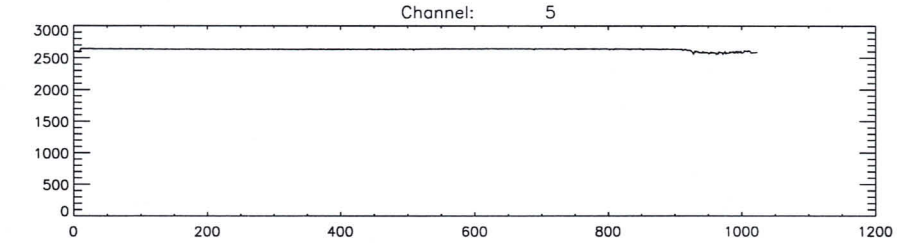
Channel: 5
3000
2500
2000
1500
1000
500
0
0
200
400
600
800
1000
1200

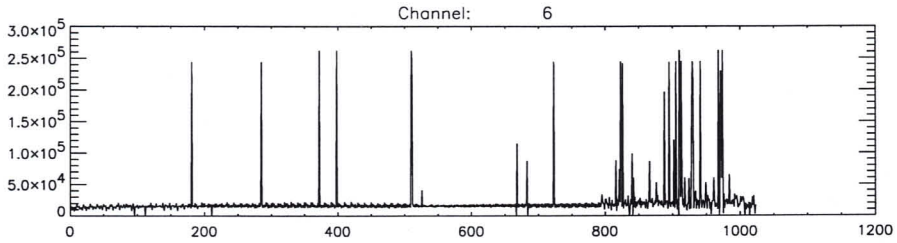
Channel: 6
3.0x10^5
2.5x10^5
2.0x10^5
1.5x10^5
1.0x10^5
5.0x10^4
0
0
200
400
600
800
1000
1200

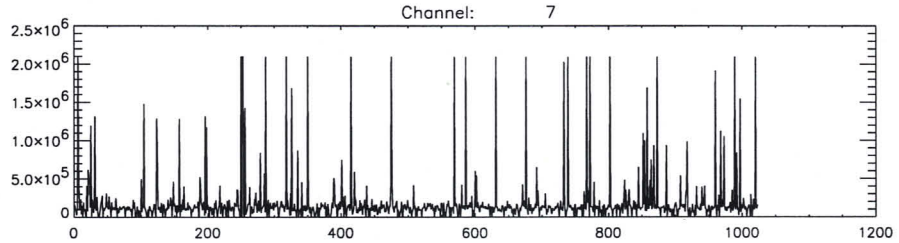
Channel: 7
2.5x10^6
2.0x10^6
1.5x10^6
1.0x10^6
5.0x10^5
0
0
200
400
600
800
1000
1200

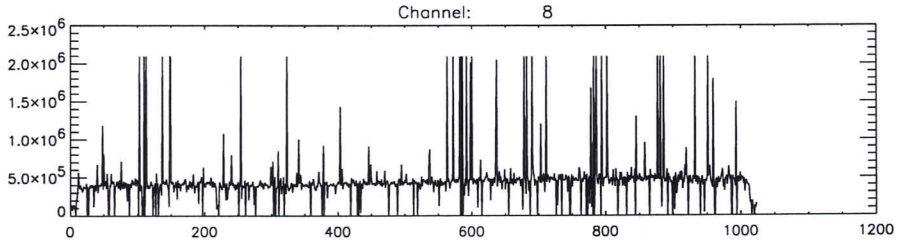
Channel: 8
2.5x10^6
2.0x10^6
1.5x10^6
1.0x10^6
5.0x10^5
0
0
200
400
600
800
1000
1200

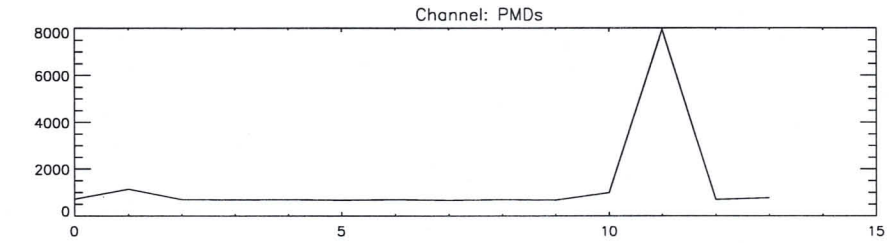
Channel: PMDs
8000
6000
4000
2000
0
0
5
10
15

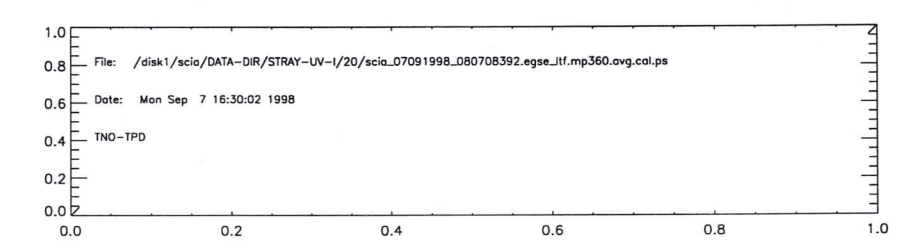
File: /disk1/scia/DATA-DIR/STRAY-UV-1/20/scia_07091998_080708392.egse_1tf.mp360.avg.cal.ps
Date: Mon Sep 7 16:30:02 1998
TNO-TPD
1.0
0.8
0.6
0.4
0.2
0.0
0.0
0.2
0.4
0.6
0.8
1.0

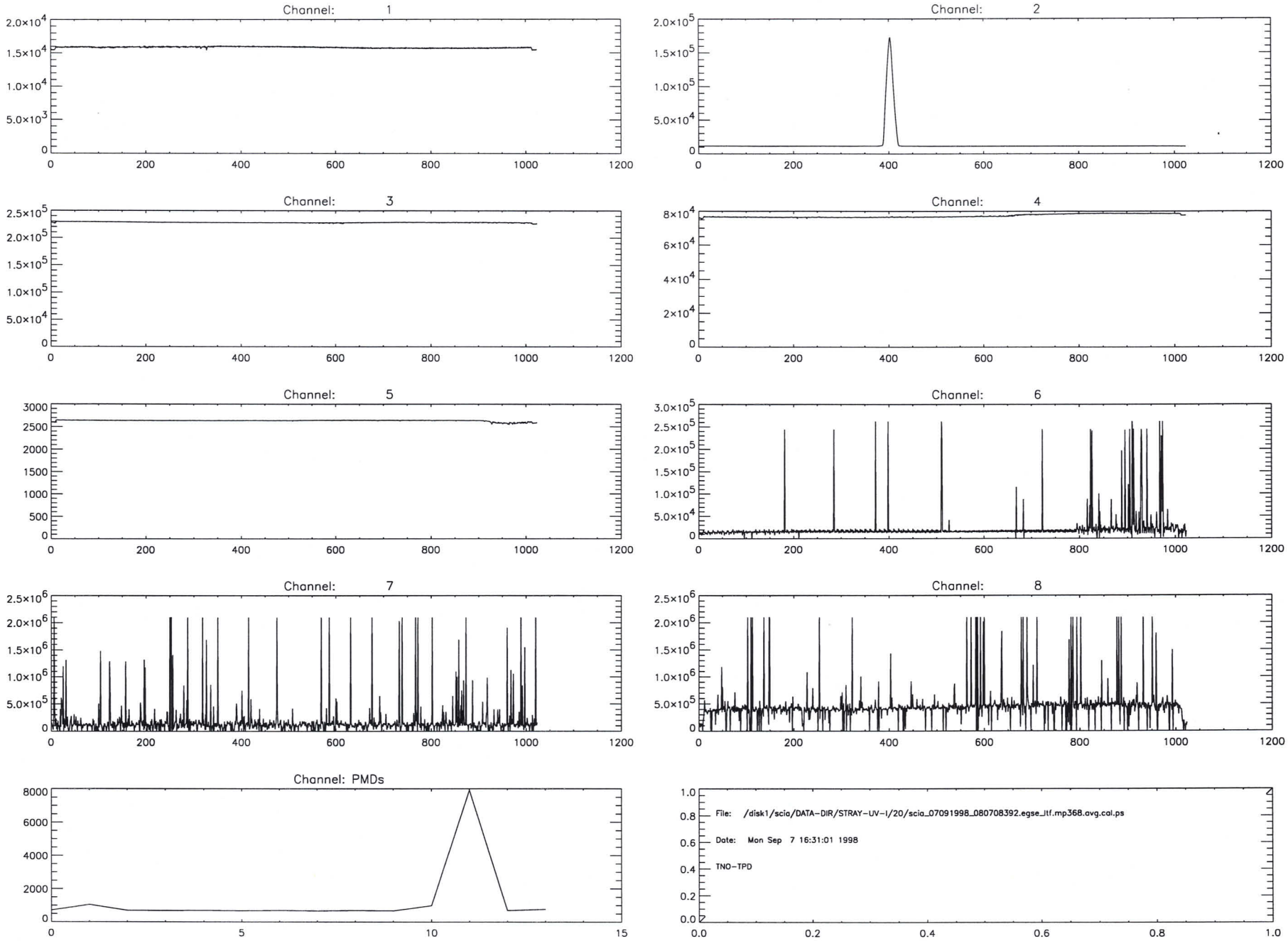
Channel: 1
Channel: 2
Channel: 3
Channel: 4
Channel: 5
Channel: 6
Channel: 7
Channel: 8
Channel: PMDs
File: /disk1/scia/DATA-DIR/STRAY-UV-1/20/scia_07091998_080708392.egse_itf.mp368.avg.cal.ps
Date: Mon Sep 7 16:31:01 1998
TNO-TPD

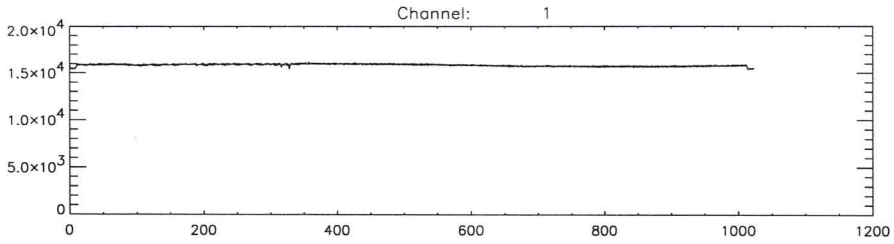
Channel: 1
2.0×10^4
1.5×10^4
1.0×10^4
5.0×10^3
0
0
200
400
600
800
1000
1200

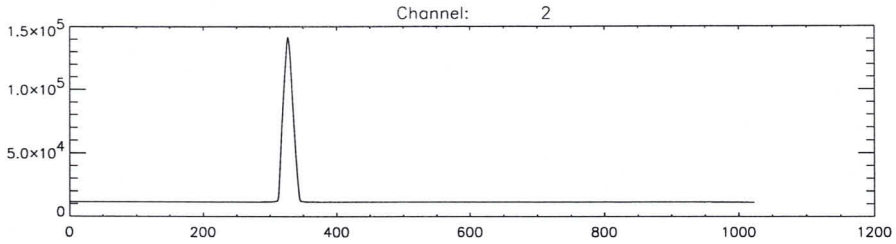
Channel: 2
1.5×10^5
1.0×10^5
5.0×10^4
0
0
200
400
600
800
1000
1200

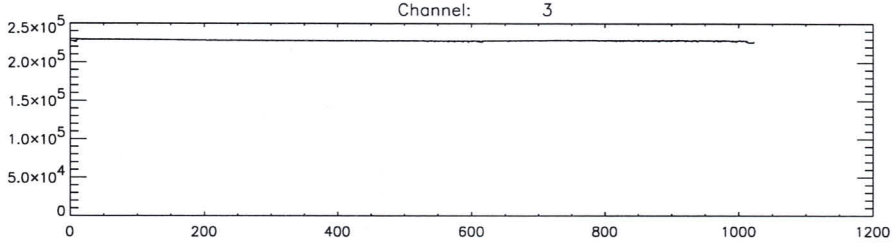
Channel: 3
2.5×10^5
2.0×10^5
1.5×10^5
1.0×10^5
5.0×10^4
0
0
200
400
600
800
1000
1200

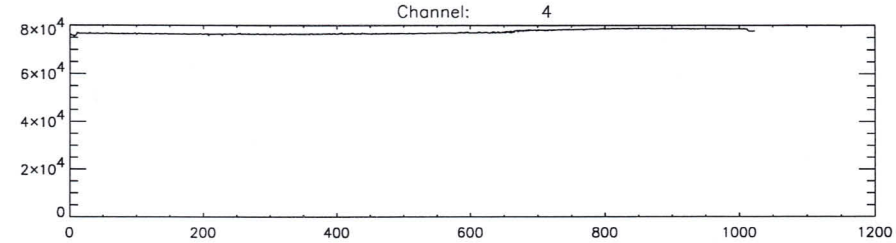
Channel: 4
8×10^4
6×10^4
4×10^4
2×10^4
0
0
200
400
600
800
1000
1200

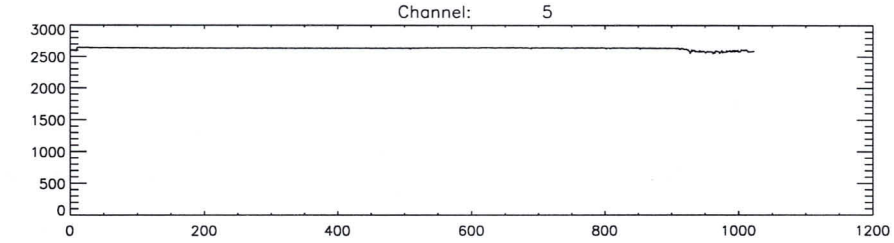
Channel: 5
3000
2500
2000
1500
1000
500
0
0
200
400
600
800
1000
1200

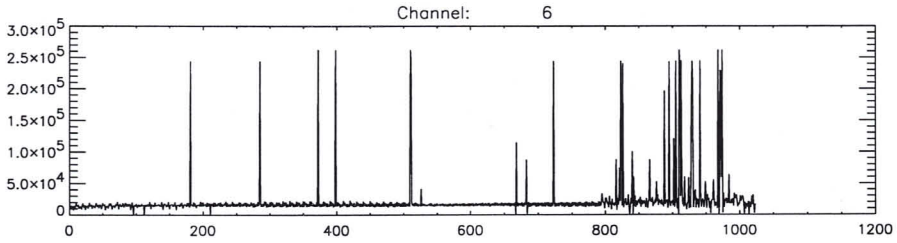
Channel: 6
3.0×10^5
2.5×10^5
2.0×10^5
1.5×10^5
1.0×10^5
5.0×10^4
0
0
200
400
600
800
1000
1200

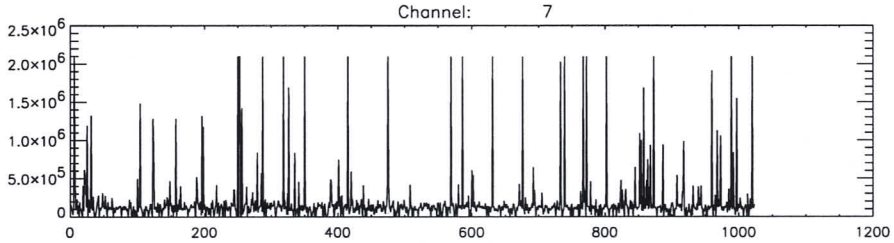
Channel: 7
2.5×10^6
2.0×10^6
1.5×10^6
1.0×10^6
5.0×10^5
0
0
200
400
600
800
1000
1200

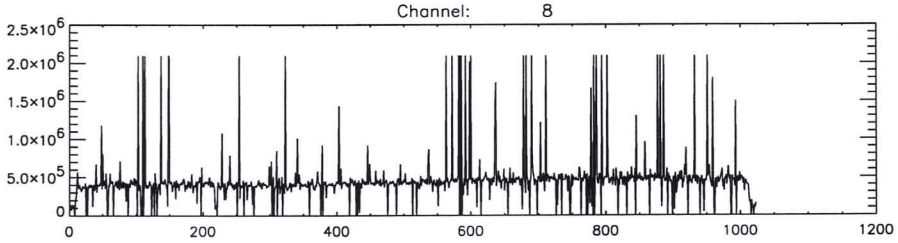
Channel: 8
2.5×10^6
2.0×10^6
1.5×10^6
1.0×10^6
5.0×10^5
0
0
200
400
600
800
1000
1200

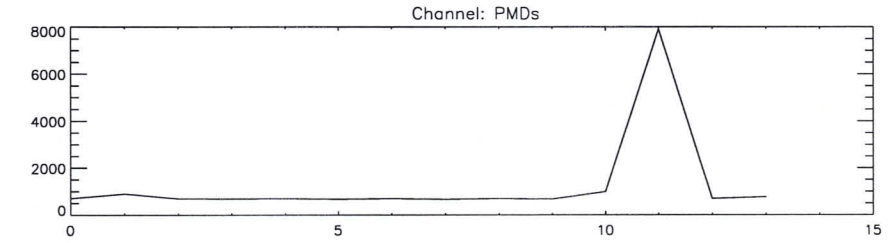
Channel: PMDs
8000
6000
4000
2000
0
0
5
10
15

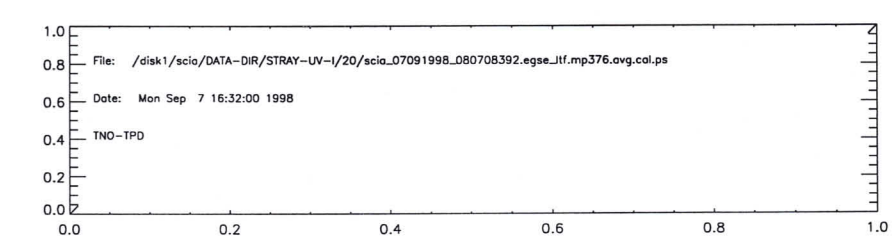
File: /disk1/scia/DATA-DIR/STRAY-UV-1/20/scia_07091998_080708392.egse_itf.mp376.avg.cal.ps
Date: Mon Sep 7 16:32:00 1998
TNO-TPD
1.0
0.8
0.6
0.4
0.2
0.0
0.0
0.2
0.4
0.6
0.8
1.0

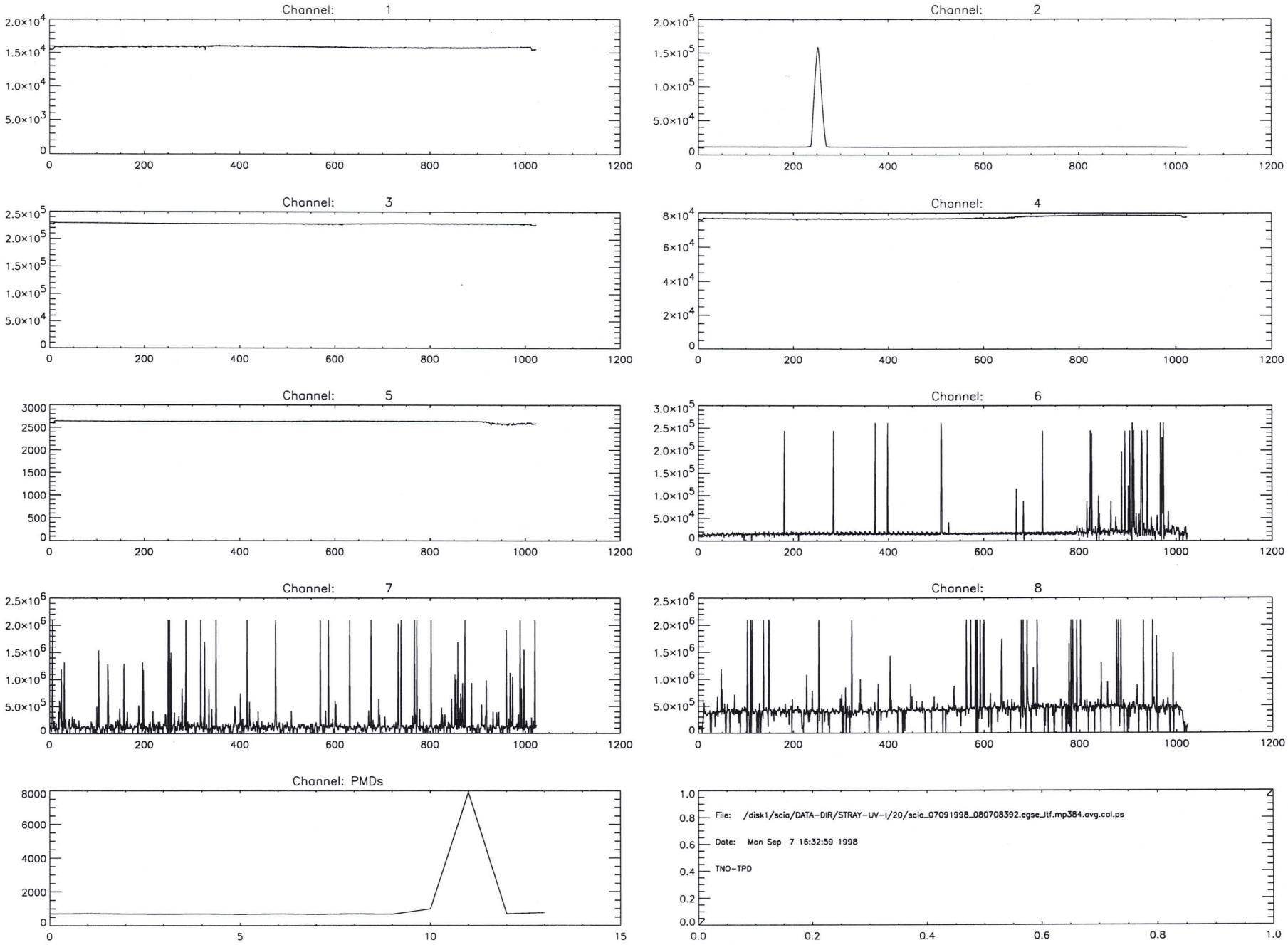
Channel: 1
Channel: 2
Channel: 3
Channel: 4
Channel: 5
Channel: 6
Channel: 7
Channel: 8
Channel: PMDs
File: /disk1/scia/DATA-DIR/STRAY-UV-1/20/scia_07091998_080708392.egse_itf.mp384.avg.cal.ps
Date: Mon Sep 7 16:32:59 1998
TNO-TPD

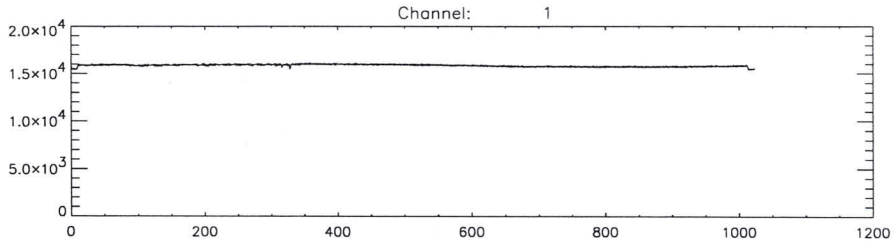
Channel: 1
2.0x10^4
1.5x10^4
1.0x10^4
5.0x10^3
0
0
200
400
600
800
1000
1200

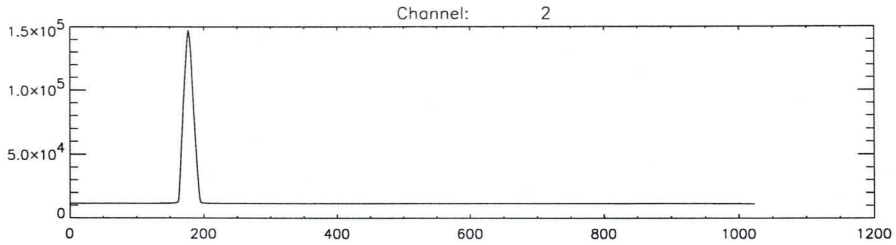
Channel: 2
1.5x10^5
1.0x10^5
5.0x10^4
0
0
200
400
600
800
1000
1200

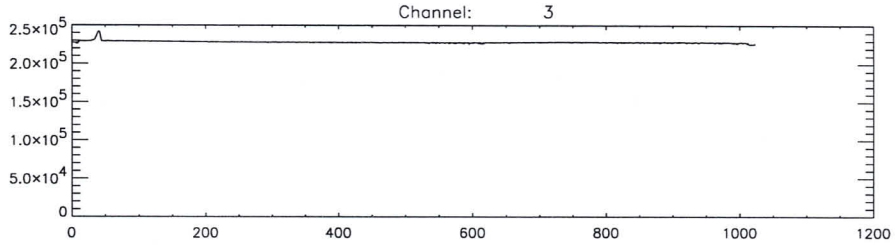
Channel: 3
2.5x10^5
2.0x10^5
1.5x10^5
1.0x10^5
5.0x10^4
0
0
200
400
600
800
1000
1200

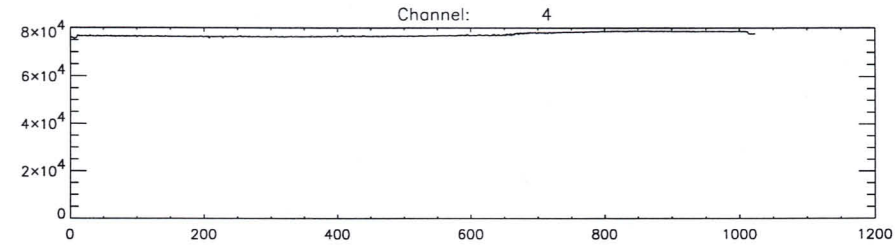
Channel: 4
8x10^4
6x10^4
4x10^4
2x10^4
0
0
200
400
600
800
1000
1200

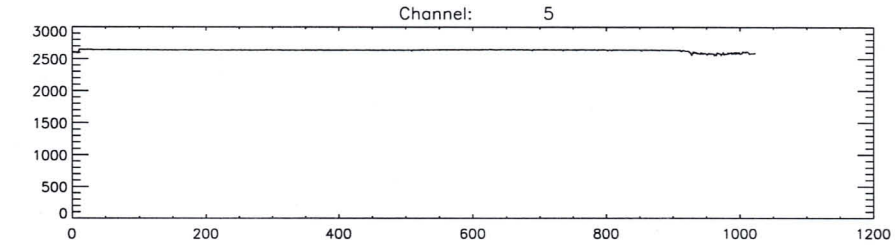
Channel: 5
3000
2500
2000
1500
1000
500
0
0
200
400
600
800
1000
1200

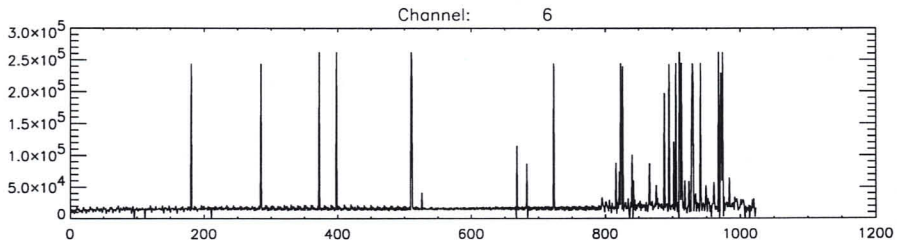
Channel: 6
3.0x10^5
2.5x10^5
2.0x10^5
1.5x10^5
1.0x10^5
5.0x10^4
0
0
200
400
600
800
1000
1200

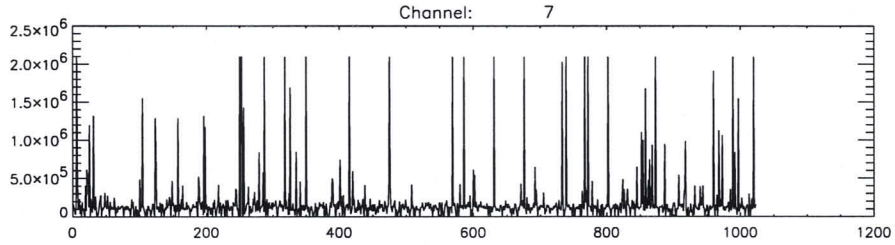
Channel: 7
2.5x10^6
2.0x10^6
1.5x10^6
1.0x10^6
5.0x10^5
0
0
200
400
600
800
1000
1200

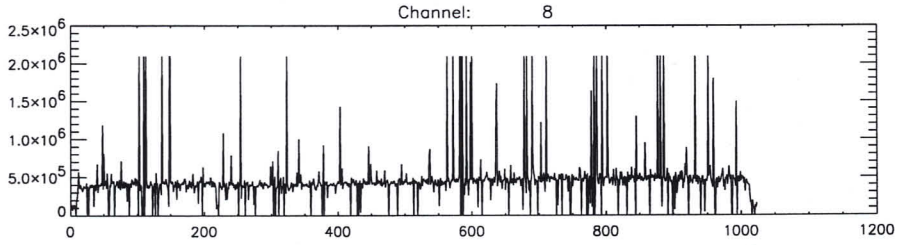
Channel: 8
2.5x10^6
2.0x10^6
1.5x10^6
1.0x10^6
5.0x10^5
0
0
200
400
600
800
1000
1200

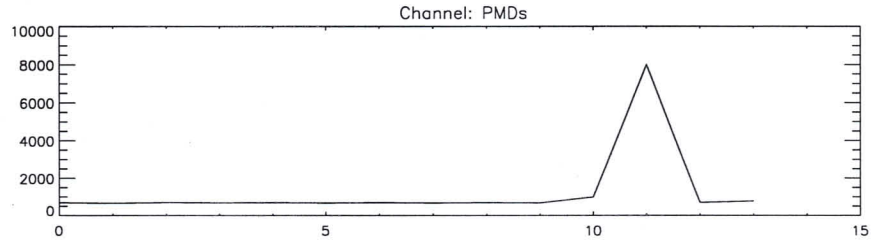
Channel: PMDs
10000
8000
6000
4000
2000
0
0
5
10
15

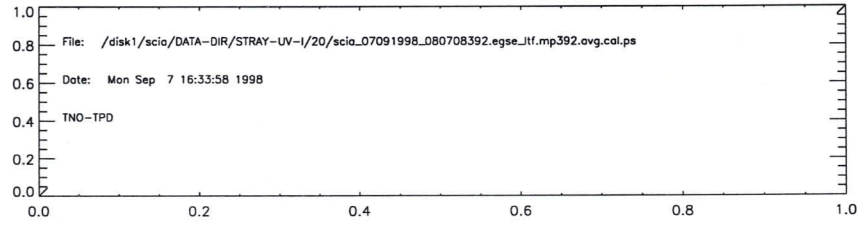
File: /disk1/scia/DATA-DIR/STRAY-UV-1/20/scia_07091998_080708392.egse_itf.mp392.avg.cal.ps
Date: Mon Sep 7 16:33:58 1998
TNO-TPD
1.0
0.8
0.6
0.4
0.2
0.0
0.0
0.2
0.4
0.6
0.8
1.0

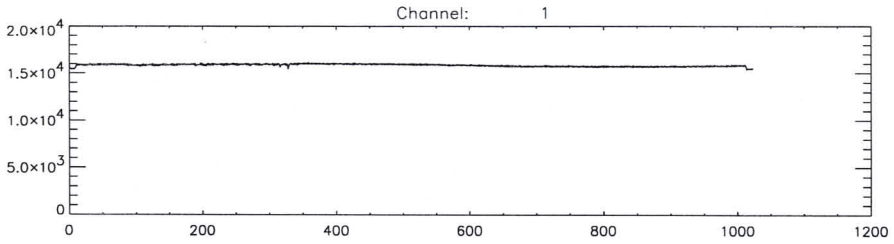
Channel: 1
2.0×10^4
1.5×10^4
1.0×10^4
5.0×10^3
0
0
200
400
600
800
1000
1200

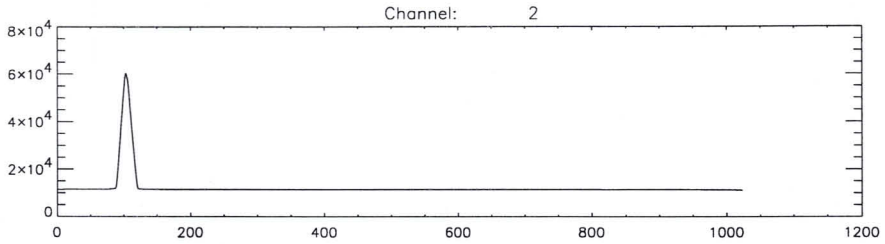
Channel: 2
8×10^4
6×10^4
4×10^4
2×10^4
0
0
200
400
600
800
1000
1200

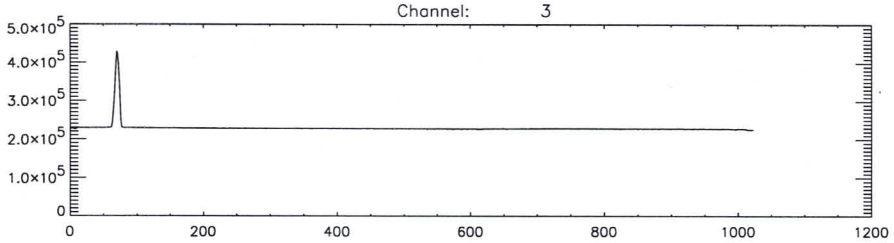
Channel: 3
5.0×10^5
4.0×10^5
3.0×10^5
2.0×10^5
1.0×10^5
0
0
200
400
600
800
1000
1200

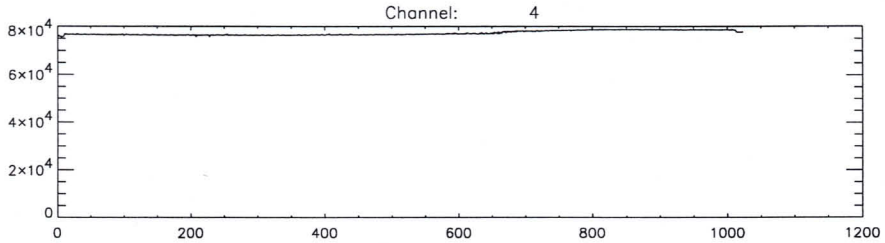
Channel: 4
8×10^4
6×10^4
4×10^4
2×10^4
0
0
200
400
600
800
1000
1200

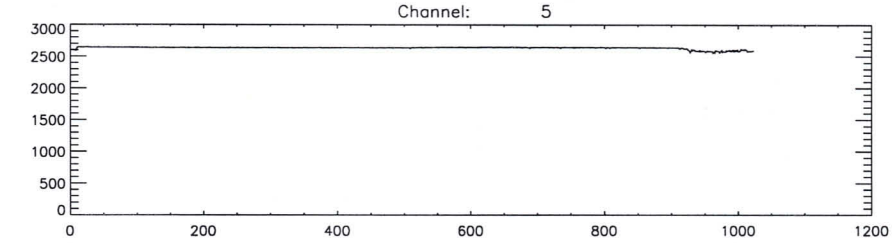
Channel: 5
3000
2500
2000
1500
1000
500
0
0
200
400
600
800
1000
1200

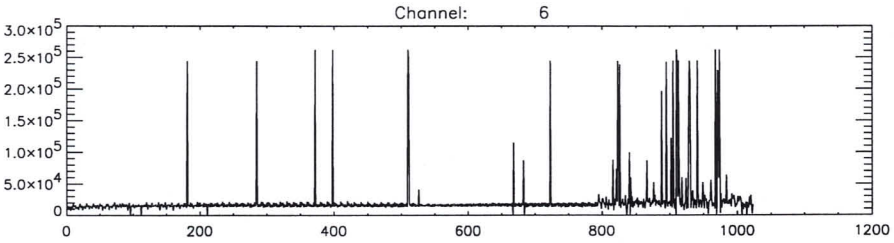
Channel: 6
3.0×10^5
2.5×10^5
2.0×10^5
1.5×10^5
1.0×10^5
5.0×10^4
0
0
200
400
600
800
1000
1200

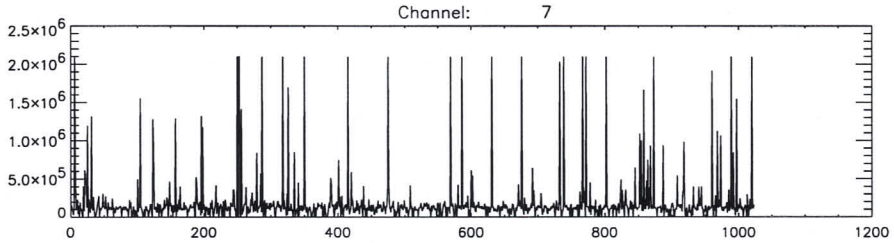
Channel: 7
2.5×10^6
2.0×10^6
1.5×10^6
1.0×10^6
5.0×10^5
0
0
200
400
600
800
1000
1200

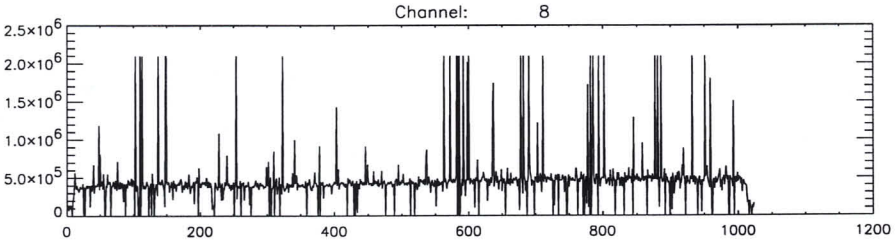
Channel: 8
2.5×10^6
2.0×10^6
1.5×10^6
1.0×10^6
5.0×10^5
0
0
200
400
600
800
1000
1200

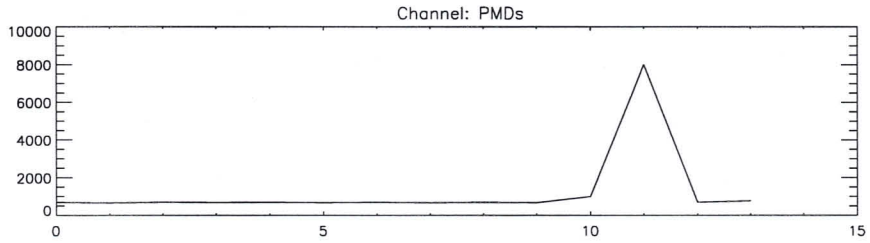
Channel: PMDs
10000
8000
6000
4000
2000
0
0
5
10
15

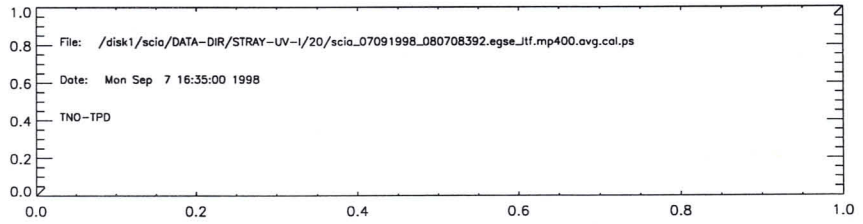
File: /disk1/scia/DATA-DIR/STRAY-UV-1/20/scia_07091998_080708392.egse_1tf.mp400.avg.cal.ps
Date: Mon Sep 7 16:35:00 1998
TNO-TPD
1.0
0.8
0.6
0.4
0.2
0.0
0.0
0.2
0.4
0.6
0.8
1.0

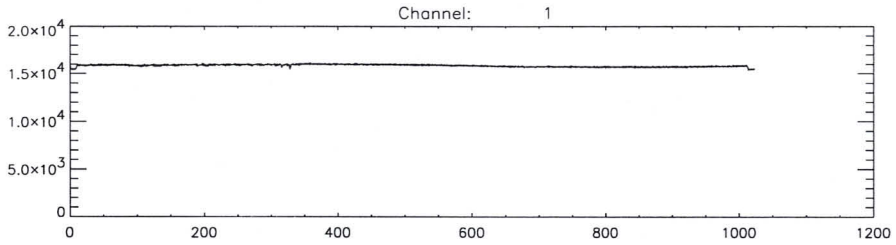
Channel: 1
2.0×10^4
1.5×10^4
1.0×10^4
5.0×10^3
0
0
200
400
600
800
1000
1200

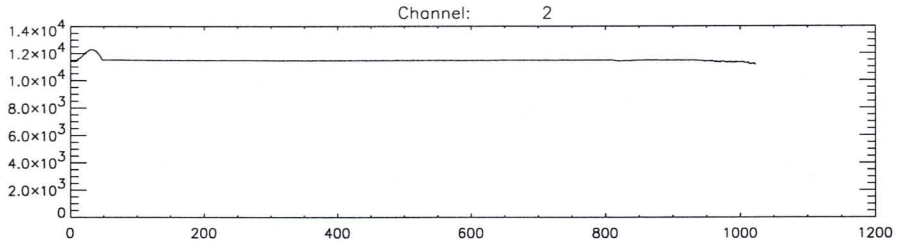
Channel: 2
1.4×10^4
1.2×10^4
1.0×10^4
8.0×10^3
6.0×10^3
4.0×10^3
2.0×10^3
0
0
200
400
600
800
1000
1200

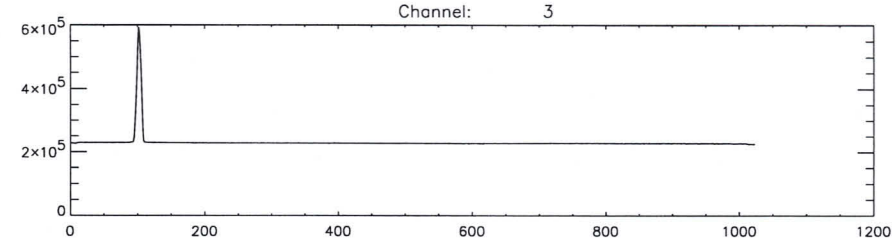
Channel: 3
6×10^5
4×10^5
2×10^5
0
0
200
400
600
800
1000
1200

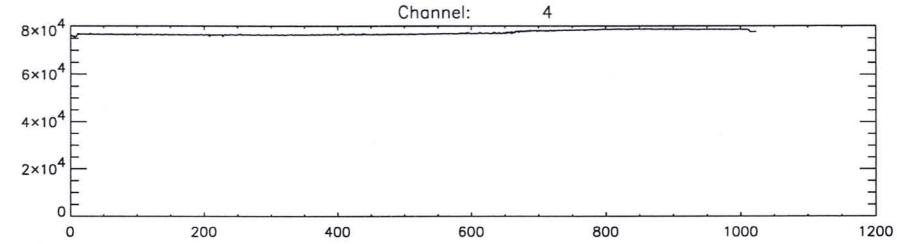
Channel: 4
8×10^4
6×10^4
4×10^4
2×10^4
0
0
200
400
600
800
1000
1200

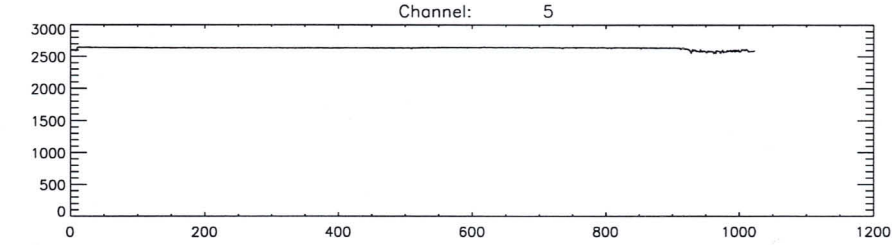
Channel: 5
3000
2500
2000
1500
1000
500
0
0
200
400
600
800
1000
1200

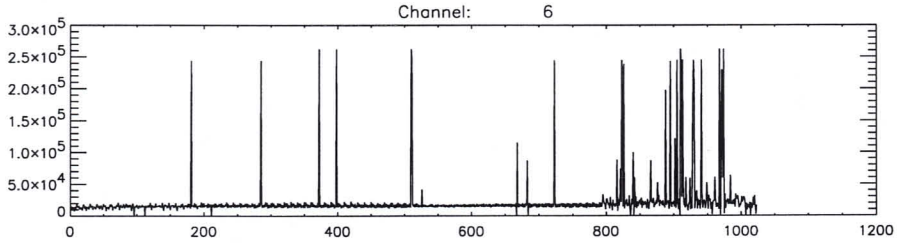
Channel: 6
3.0×10^5
2.5×10^5
2.0×10^5
1.5×10^5
1.0×10^5
5.0×10^4
0
0
200
400
600
800
1000
1200

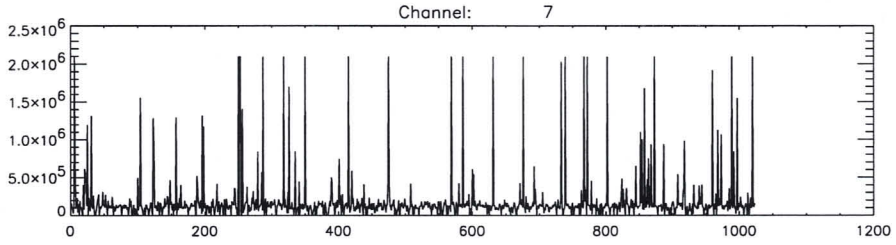
Channel: 7
2.5×10^6
2.0×10^6
1.5×10^6
1.0×10^6
5.0×10^5
0
0
200
400
600
800
1000
1200

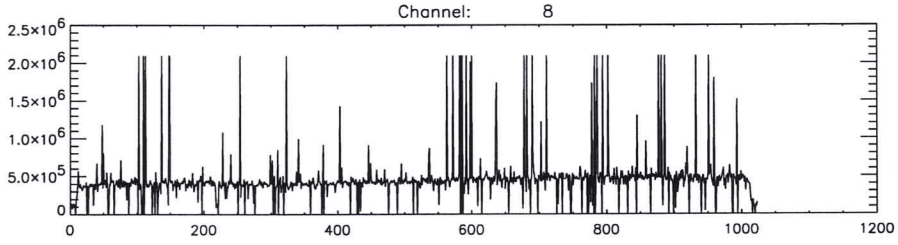
Channel: 8
2.5×10^6
2.0×10^6
1.5×10^6
1.0×10^6
5.0×10^5
0
0
200
400
600
800
1000
1200

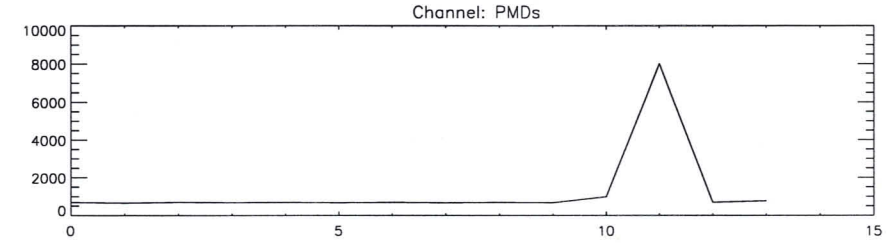
Channel: PMDs
10000
8000
6000
4000
2000
0
0
5
10
15

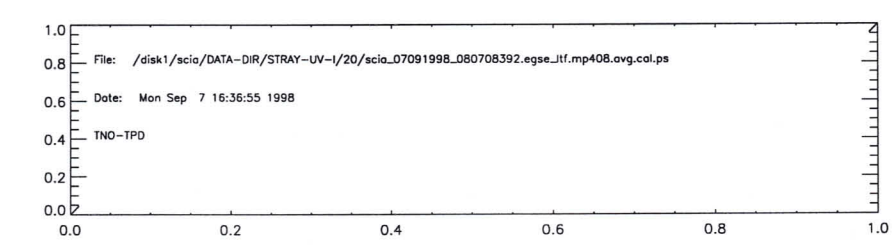
File: /disk1/scia/DATA-DIR/STRAY-UV-1/20/scia_07091998_080708392.egse_ltf.mp408.avg.cal.ps
Date: Mon Sep 7 16:36:55 1998
TNO-TPD
1.0
0.8
0.6
0.4
0.2
0.0
0.0
0.2
0.4
0.6
0.8
1.0

scia_07091998_080708392.egse_ltf.du1.log
scia_07091998_080708392.egse_ltf.du2.log
scia_07091998_080708392.egse_ltf.mp240.log
scia_07091998_080708392.egse_ltf.mp248.log
scia_07091998_080708392.egse_ltf.mp256.log
scia_07091998_080708392.egse_ltf.mp264.log
scia_07091998_080708392.egse_ltf.mp272.log
scia_07091998_080708392.egse_ltf.mp280.log
scia_07091998_080708392.egse_ltf.mp288.log
scia_07091998_080708392.egse_ltf.mp296.log
scia_07091998_080708392.egse_ltf.mp304.log
scia_07091998_080708392.egse_ltf.mp312.log
scia_07091998_080708392.egse_ltf.mp320.log
scia_07091998_080708392.egse_ltf.mp328.log
scia_07091998_080708392.egse_ltf.mp336.log
scia_07091998_080708392.egse_ltf.mp344.log
scia_07091998_080708392.egse_ltf.mp352.log
scia_07091998_080708392.egse_ltf.mp360.log
scia_07091998_080708392.egse_ltf.mp368.log
scia_07091998_080708392.egse_ltf.mp376.log
scia_07091998_080708392.egse_ltf.mp384.log
scia_07091998_080708392.egse_ltf.mp392.log
scia_07091998_080708392.egse_ltf.mp400.log
scia_07091998_080708392.egse_ltf.mp408.log

```
time       = Mon Sep  7 16:21:21 1998
batch      = mp296
Start TOD = Mon 07-Sep-98 09:48:30
End   TOD = Mon 07-Sep-98 10:01:02
Processing= computation of average, standard dev. and rel.standard dev.
```

LOG SHEET SCHIAMACHY CALIBRATION		
Date/Time	**Description of action**	**Measurement directory**
	Vergelijking ghost s en p polarized STRay-UV-Vis	STRAY-UV-I/20→p STRay-UV-I/17→s
golflengte		
312	P-pol kanaal 1 : ghost/hoofd = 200/1,28·10^5 =	0,0026
	S-pol kanaal 1 : 1900/8·10^5 =	0,0024
	top ghost in beide ~~kanaal~~ SenP : ~~480~~ 880	
	P-pol kanaal 2 : 90/1,28·10^5 =	0,00070
	S-pol kanaal 2 : 400/6,7·10^5 =	0,00060
	top ghost in beide SenP : ~~880~~ 480	
320	P-Pol kanaal 1 : 150/870 =	0,17
	S-Pol kanaal 1 : 2200/1,3·10^4 =	~~0,02~~ 0,17
	top ghost in beide ~~kan~~ SenP mode : g60	
	P-Pol kanaal 2 : 100/1,95·10^5 =	0,00051
	S-Pol kanaal 2 : 540/1,48·10^6 =	0,00036

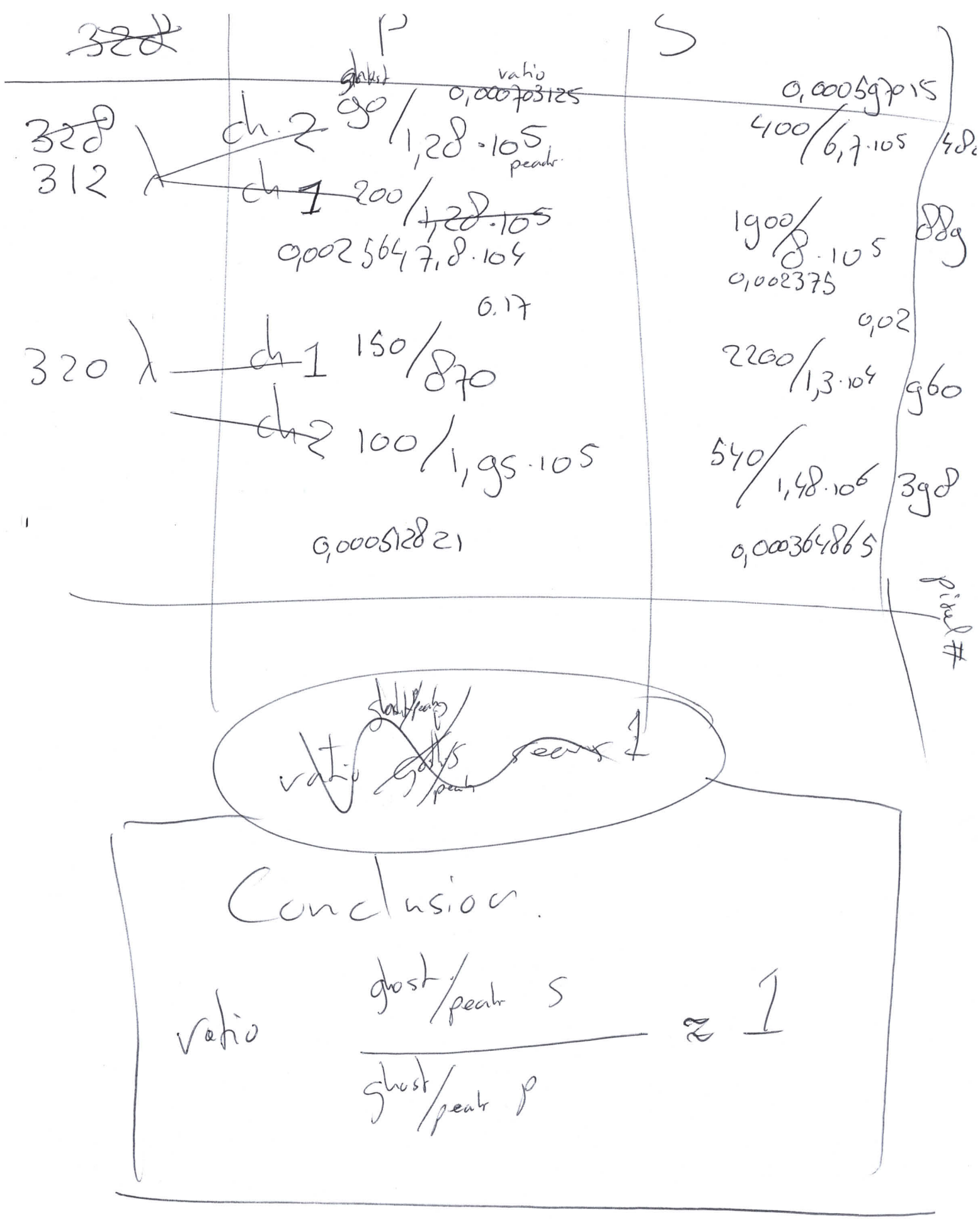

~~328~~	P	S	
	ghost / ratio 0,000703125	0,000597015	
~~328~~ 312 λ — ~~ch. 2~~	90 / 1,28·10^5 peak	400 / 6,7·10^5	48[illegible]
~~ch 1~~	200 / ~~1,28·10^5~~ 0,0025647,8·10^4	1900 / 8·10^5 0,002375	889
	0.17	0,02	
320 λ — ~~ch 1~~	150 / 870	2200 / 1,3·10^4	960
~~ch 2~~	100 / 1,95·10^5	540 / 1,48·10^6	398
	0,000512821	0,000364865	

pixel #

~~ratio ghost/peak / ghost/peak seems 1~~

Conclusion.

$$\text{ratio} \quad \frac{\text{ghost/peak } S}{\text{ghost/peak } P} \approx 1$$

#####
#####
#####
#####
#####
User: scia6!scia
#####
Title: 272-1
#####
Printed: Mon 00:08 Sep 07, 1998
#####
Job number: hp6mp-272
#####
#####
#####
#####
#####

	LOG SHEET SCHIAMACHY CALIBRATION	
Date/Time	**Description of action**	**Measurement directory**
7-9-98	Team 5	
	- MOD kon maar 1x daarna geen MOD disk. meer.	
	- Extra GT-pol op (+45°) gezet ⇒ +56,469°	
	- ~~Uur~~ ? vertraging wegen werkzaamheden Dornier wat? geen idee meer werkt in Duitsland via ~~[illegible]~~ internet.	
	- Test run klaar gemaakt voor Stray UV Vis (+45)	
	- Data van p meting analyse.	
	- Werkzaamheden Dornier is installatie new kernel voor front end machine.	
	- Na afloop Test file. ongeveer 10 min. later. lenen en wij Request voor formal run. → Dornier weer bezig zonder toestemming delay minimaal. 2 uur.	

- Stray-UV with brewsh +45 started at 17.00 UTC

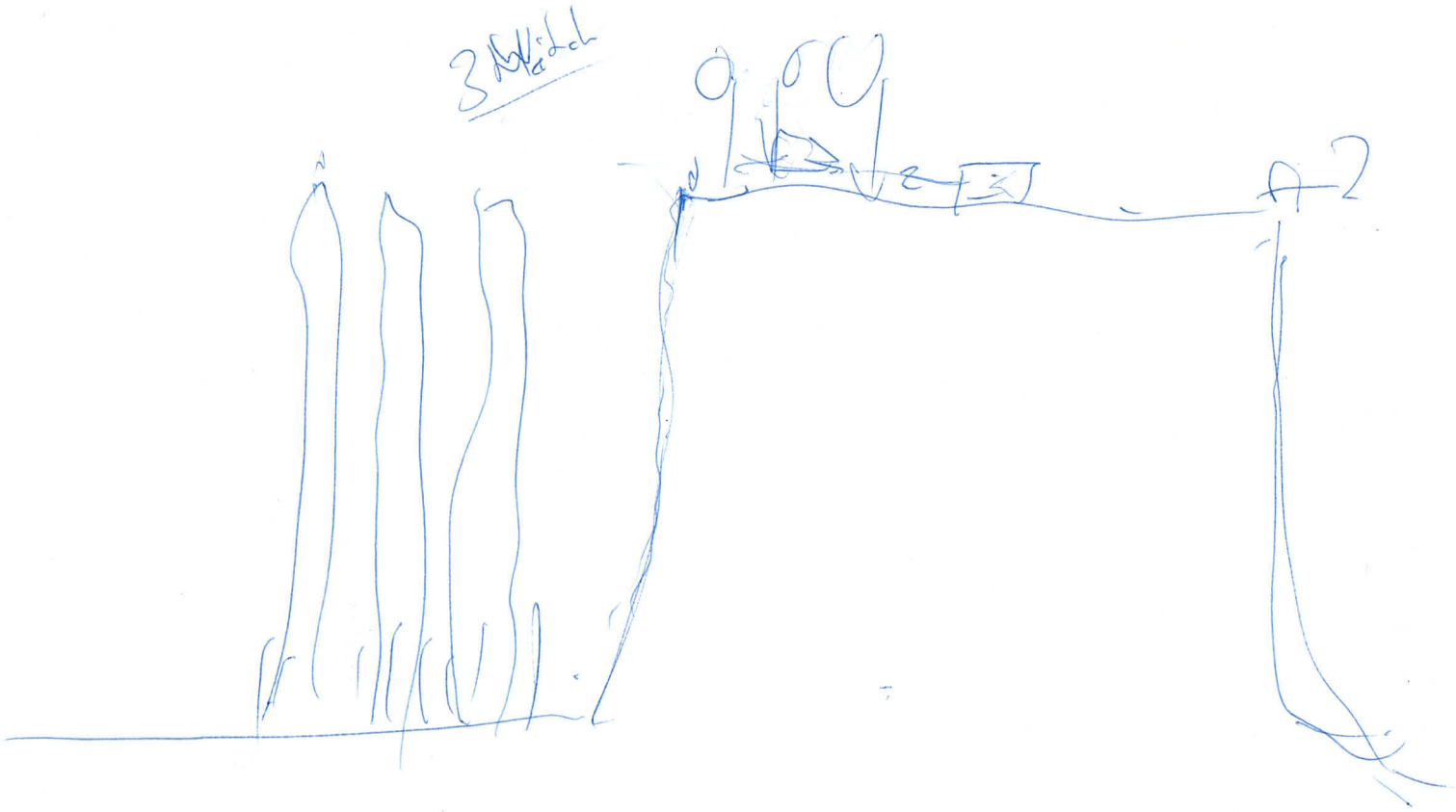

B'Mou

Formal Run of Measurement

(Measurement ID) STRAY-UV-- UV15

Request for Actual Status	X	(cross out entries that are **not** requested.)
Request for Modification		(fill in only entries to be modified)
Request for Run		(no entries = run based on actual default settings)

Scanner Positions

Azimuth	+45	deg
Elevation	-45	deg

Timeline for each Data Acquisition Period during Measurement

	1	2	3	4	5	6	7	8	9	10
State ID	47									
Repetitions	1									

State Parameters for States used in Timeline (State ID must be given)

Channel	PET [s] or H#	Co-Adding	PET [s] or H#	Co-Adding	PET [s] or H#	Co-Adding	PET [s] or H#	Co-Adding
1a	4	16						
1b	4	16						
2b	4	16						
2a	4	16						
3	1	64						
4	2	32						
5	64	1						
6	16	4						
7	2	32						
8	2	32						
State ID								

Step 16-8 (TEST)
No. of slits 1/1/2
+45°
STRAY-UV-I/21

Stimuli Settings for Existing Blocks in Measurement

Block No	Stimuli Setup ID	PPC [deg]	1 2 4 6 Polarizer [deg]	Shutter open/close	Acquisition Time [s]	Lambda [nm] Start	Stop	Step	Repetition Factor	Message	OS Setup Time [s]
1	1	0		close	1	240	240	0	1	DU1	50
2	1	0		open	1	240	240	0	1	ML1	8
3	1	0			1	248	280	8	1		3
4	1	0			1	288	328	8	1		3
5	1	0			1	328	360	8	1		3
6	1	0			1	368	408	8	1		3
7	1	0		open	1	408	408	0	1	ML1	3
8	1	0		close	1	408	408	0	1	DU2	8

Measurement Data Description

Test Purpose	Test Run.
Remark	UID 26
Data Directory	0250_15.08.32_STRAY_UV_I

Signatures

	Date	Signature
Issued		
Performed		Resix

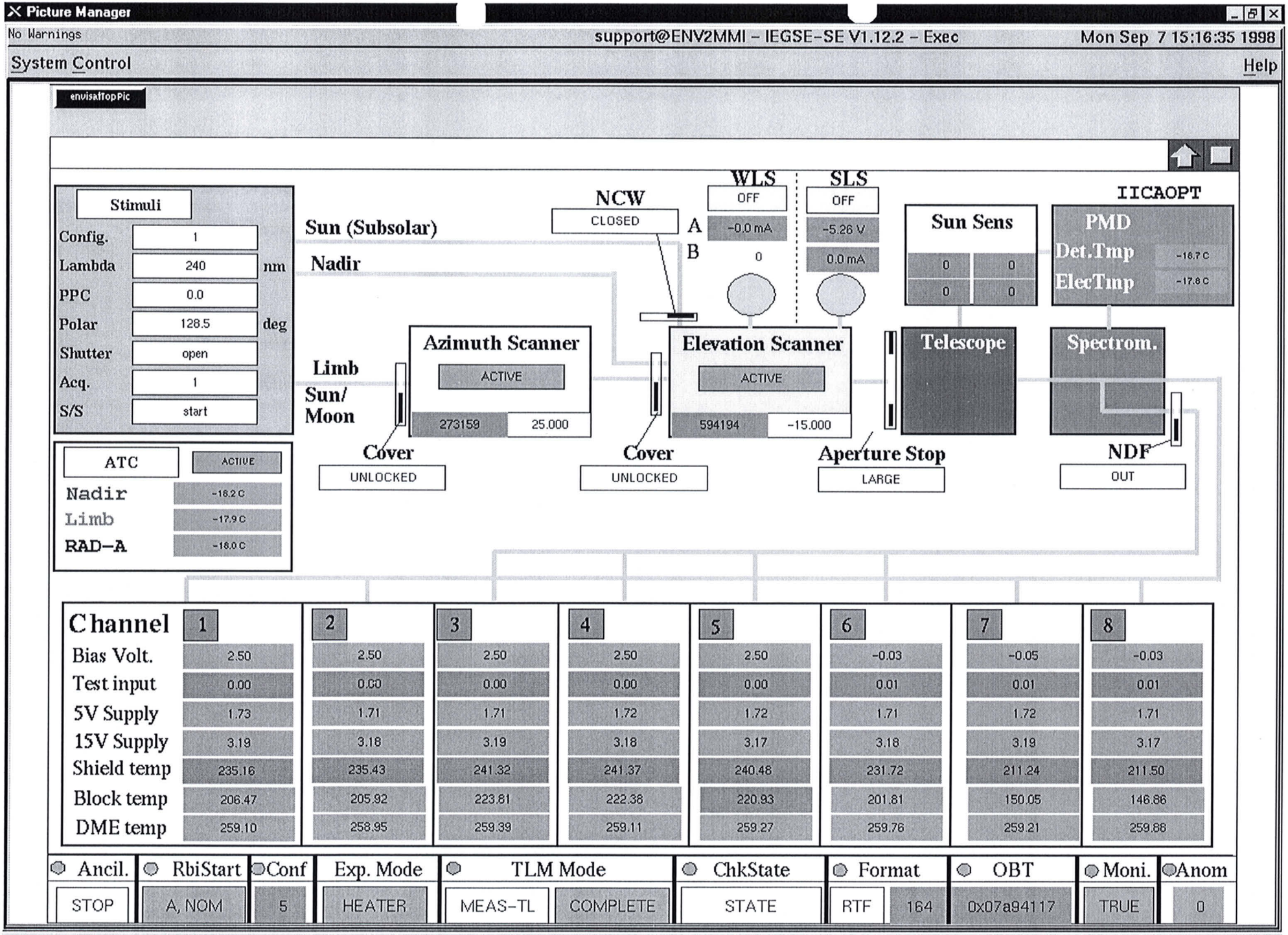
Picture Manager
No Warnings
support@ENV2MMI – IEGSE-SE V1.12.2 – Exec
Mon Sep 7 15:16:35 1998
System Control
Help
envisatTopPic
Stimuli
Config. 1
Lambda 240 nm
PPC 0.0
Polar 128.5 deg
Shutter open
Acq. 1
S/S start
ATC ACTIVE
Nadir -18.2 C
Limb -17.9 C
RAD-A -18.0 C
Sun (Subsolar)
Nadir
Limb
Sun/
Moon
NCW
CLOSED
WLS
OFF
A -0.0 mA
B 0
SLS
OFF
-5.26 V
0.0 mA
Sun Sens
0 0
0 0
IICAOPT
PMD
Det.Tmp -16.7 C
ElecTmp -17.8 C
Azimuth Scanner
ACTIVE
273159 25.000
Elevation Scanner
ACTIVE
594194 -15.000
Telescope
Spectrom.
Cover
UNLOCKED
Cover
UNLOCKED
Aperture Stop
LARGE
NDF
OUT
Channel 1 2 3 4 5 6 7 8
Bias Volt. 2.50 2.50 2.50 2.50 2.50 -0.03 -0.05 -0.03
Test input 0.00 0.00 0.00 0.00 0.00 0.01 0.01 0.01
5V Supply 1.73 1.71 1.71 1.72 1.72 1.71 1.72 1.71
15V Supply 3.19 3.18 3.19 3.18 3.17 3.18 3.19 3.17
Shield temp 235.16 235.43 241.32 241.37 240.48 231.72 211.24 211.50
Block temp 206.47 205.92 223.81 222.38 220.93 201.81 150.05 146.86
DME temp 259.10 258.95 259.39 259.11 259.27 259.76 259.21 259.86
Ancil. STOP
RbiStart A, NOM
Conf 5
Exp. Mode HEATER
TLM Mode MEAS-TL COMPLETE
ChkState STATE
Format RTF 164
OBT 0x07a94117
Moni. TRUE
Anom 0

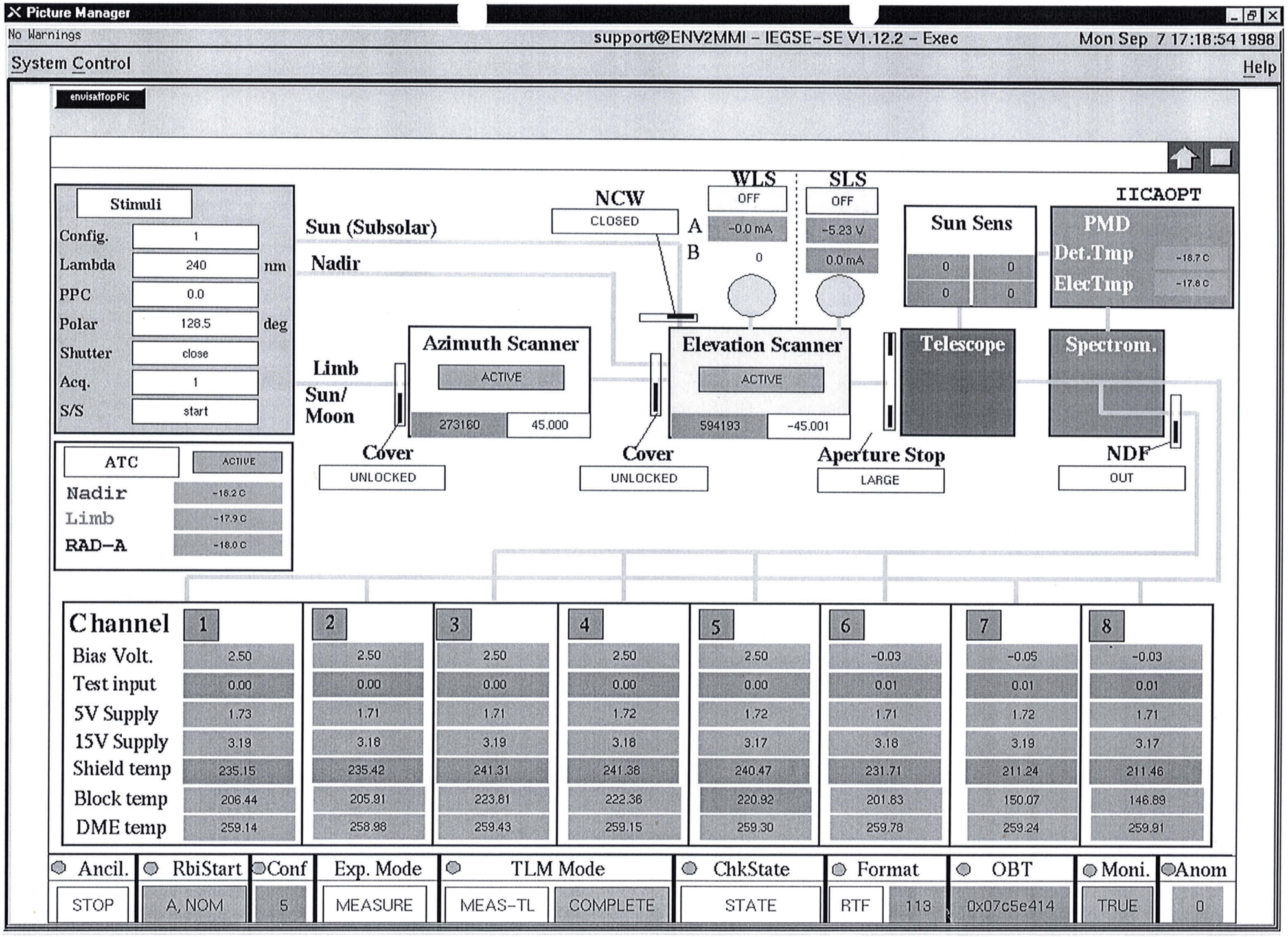
Picture Manager
No Warnings
support@ENV2MMI – IEGSE-SE V1.12.2 – Exec
Mon Sep 7 17:18:54 1998
System Control
Help
envisatTopPic
Stimuli
Config. 1
Lambda 240 nm
PPC 0.0
Polar 128.5 deg
Shutter close
Acq. 1
S/S start
ATC ACTIVE
Nadir -16.2 C
Limb -17.9 C
RAD-A -18.0 C
Sun (Subsolar)
Nadir
Limb
Sun/ Moon
NCW
CLOSED
A
B
WLS
OFF
-0.0 mA
0
SLS
OFF
-5.23 V
0.0 mA
Sun Sens
0 0
0 0
IICAOPT
PMD
Det.Tmp -16.7 C
ElecTmp -17.8 C
Azimuth Scanner
ACTIVE
273160 45.000
Elevation Scanner
ACTIVE
594193 -45.001
Telescope
Spectrom.
Cover
UNLOCKED
Cover
UNLOCKED
Aperture Stop
LARGE
NDF
OUT
Channel 1 2 3 4 5 6 7 8
Bias Volt. 2.50 2.50 2.50 2.50 2.50 -0.03 -0.05 -0.03
Test input 0.00 0.00 0.00 0.00 0.00 0.01 0.01 0.01
5V Supply 1.73 1.71 1.71 1.72 1.72 1.71 1.72 1.71
15V Supply 3.19 3.18 3.19 3.18 3.17 3.18 3.19 3.17
Shield temp 235.15 235.42 241.31 241.36 240.47 231.71 211.24 211.46
Block temp 206.44 205.91 223.81 222.36 220.92 201.83 150.07 146.89
DME temp 259.14 258.98 259.43 259.15 259.30 259.78 259.24 259.91
Ancil. STOP
RbiStart A, NOM
Conf 5
Exp. Mode MEASURE
TLM Mode MEAS-TL COMPLETE
ChkState STATE
Format RTF 113
OBT 0x07c5e414
Moni. TRUE
Anom 0

Formal Run of Measurement

(Measurement ID) STRAY-UV-VIS

Request for Actual Status	X	(cross out entries that are **not** requested.)
Request for Modification		(fill in only entries to be modified)
Request for Run		(no entries = run based on actual default settings)

Scanner Positions

16 d.c

Azimuth	+45	deg
Elevation	-45	deg

Timeline for each Data Acquisition Period during Measurement

	1	2	3	4	5	6	7	8	9	10
State ID	47									
Repetitions	10									

State Parameters for States used in Timeline (State ID must be given)

+45°
No Diff

Channel	PET [s] or H#	Co-Adding	PET [s] or H#	Co-Adding	PET [s] or H#	Co-Adding	PET [s] or H#	Co-Adding
1a	4	16						
1b	4	16						
2b	4	16						
2a	4	16						
3	1	64						
4	2	32						
5	64	1						
6	16	4						
7	2	98						
8	2	32						
State ID								

Stimuli Settings for Existing Blocks in Measurement

Block No	Stimuli Setup ID	PPC [deg]	Polarizer [deg]	Shutter open/close	Acquisition Time [s]	Lambda [nm] Start	Stop	Step	Repetition Factor	Message	OS Setup Time [s]
1	1	0	128,5	close	1	240	240	0	1	DU1	50
2	1	1	1	open	1	240	240	0	1	M4	8
3	1	1	1	1	1	248	280	8	1	1	3
4	1	1	1	1	1	288	320	8	1	1	3
5	1	1	1	1	1	328	360	8	1	1	3
6	1	1	1	1	1	368	400	8	1	1	3
7	1	1	1	open	1	408	408	0	1	M4	3
8	1	0	128,5	close	1	408	408	0	1	DU1	8

Measurement Data Description

Test Purpose	
Remark	UID 26
Data Directory	0250_17.12.43_STRAY_UV_VIS

Signatures

	Date	Signature
Issued	7-9-98	
< Performed	7-9-98	

STEP	ACTION	RESULT	MARKER
Intro	Your name: Date:	A. Bos 2-9[illegible]-95	
	What's the name of the (main) data input files generated by the EGSE? `(*.dat)`	scia-07oct1995-17472931 6.dat (A)	
	Setup a three-window configuration on your SUN.		see course descr.
Cnstr directory	`cd ~/DATA-DIR/STRAY-UV-I/ ;` `ls -l`		Note: In window DATA-DIR
	highest number in directory?	21 (B)	
	New directory: `mkdir <B+1>` `ls -l`		
	What's now the highest number in directory?	22. (C)	
	<C> should be <B> + 1	(Y) / N	
	directory name is:	~/DATA-DIR/STRAY-UV-I/<C>	(DIR-NAME)
Copy data	See Analysis sheet: Transfer Data File	(Y) / N	In DATA-DIR window
Cnstr EGSE_LTF	`cal_raw2ltf .` (Error messages are not necessarily fatal; check with SOLAN --in solan window-- whether output file is okay: there should be a signal present, and `dremark1` labels should be filled)		Note: In window DATA-DIR; ***don't forget the dot !!!;*** *May take more than 15 mins.*
	`ls -l *.egse_ltf`		

What's the name of the egse_ltf file see (A) _____ (D)

`<D> should be <A>.egse_ltf` (Y) / N

Cnstr CAL files

`idl run_fastaverscia` (and select file <D> when asked)

Note: In window IDL

Check CAL files

Dark files:

In DATA-DIR Window

`ls -l *du*.cal`

size: 8 _____ should be approx 150Kb

Monochromator ouput:

`ls -l *mu<lambda>*.avg.cal` (where lambda is a wavelength indicator)

size: _____ should be approx 150Kb

lambda ranges from: _____

to: _____

Note: all files should be present, if not:

(a) Check file <D> using SOLAN and check whether `dremark1 l`abels are present.

(b) Check if enough disk space is available (Unix command `df -k | more`).

Print postscript

Pick a `*.m*<lambda>.avg.cal` file.

```
lpr -P<printer> *.avg.cal.ps
```

Contents dark file `*du.avg.cal.ps` should be approx. constant within channels: Y / N

Contents of a file *mu<lambda>.avg.cal.ps should contain a peak signal in corresponding channel (cannot be seen in channels 7 and 8): Y / N

Contents of *mu<lambda>.rel_std.cal.ps files should be smaller than 0.01 (pixel 300 - - 800) for all channels. Y / N
If not, value is: _____

Add postscript images to logbook, done Y / N

Print logfiles

```
lpr -P<printer> *.log
```

Add logfiles to logbook, done Y / N

Back up	Create 3 sets of backup CDs of directory <DIR-NAME> (One CD has a capacity of 600 Mbytes, the UNIX command `/usr/bin/du -k .` gives the number of kilo bytes in the current directory). Name of backup CDs	_____	See analysis sheet BackUp

Sign:	Name	_____
	Date and time	_____
	Signature	_____

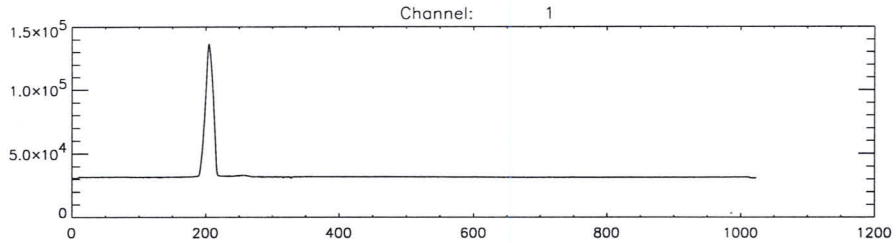
Channel: 1
1.5x10^5
1.0x10^5
5.0x10^4
0
0
200
400
600
800
1000
1200

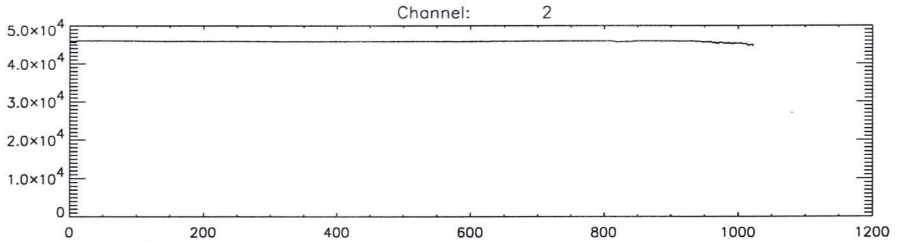
Channel: 2
5.0x10^4
4.0x10^4
3.0x10^4
2.0x10^4
1.0x10^4
0
0
200
400
600
800
1000
1200

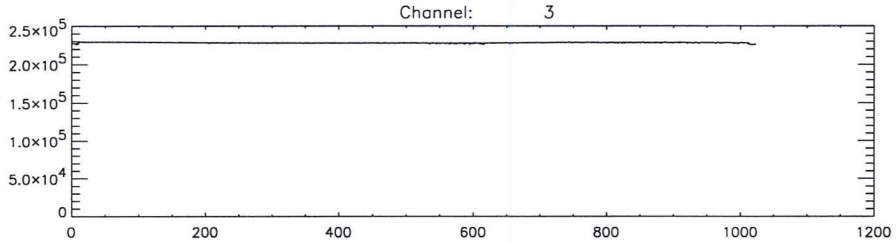
Channel: 3
2.5x10^5
2.0x10^5
1.5x10^5
1.0x10^5
5.0x10^4
0
0
200
400
600
800
1000
1200

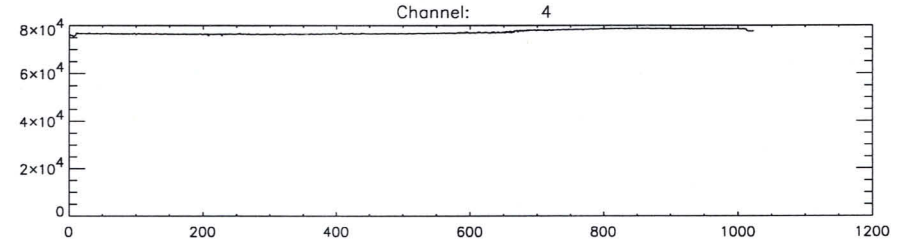
Channel: 4
8x10^4
6x10^4
4x10^4
2x10^4
0
0
200
400
600
800
1000
1200

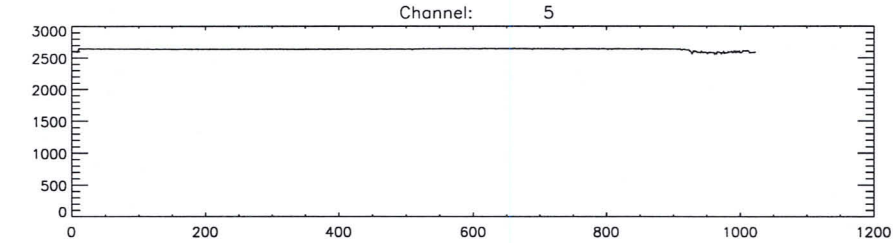
Channel: 5
3000
2500
2000
1500
1000
500
0
0
200
400
600
800
1000
1200

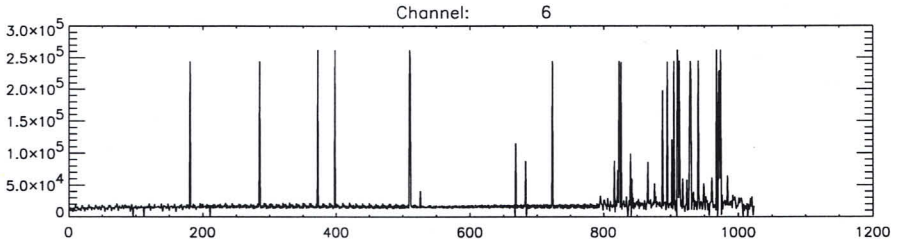
Channel: 6
3.0x10^5
2.5x10^5
2.0x10^5
1.5x10^5
1.0x10^5
5.0x10^4
0
0
200
400
600
800
1000
1200

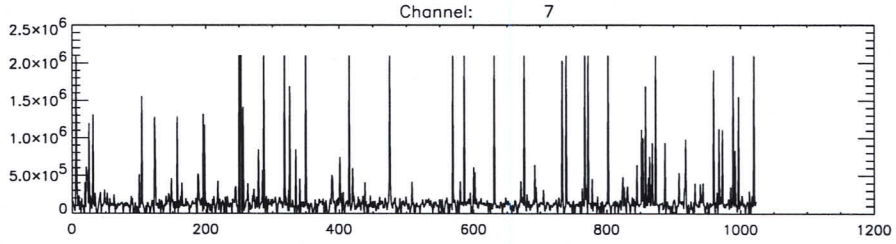
Channel: 7
2.5x10^6
2.0x10^6
1.5x10^6
1.0x10^6
5.0x10^5
0
0
200
400
600
800
1000
1200

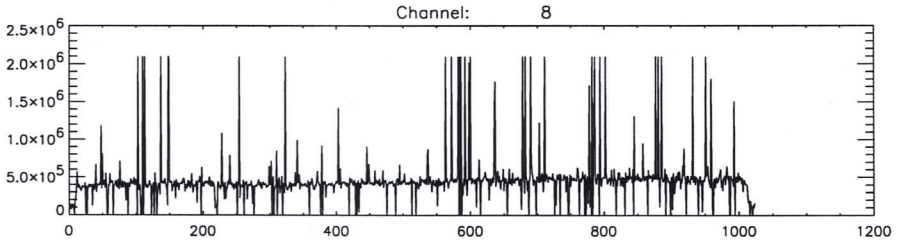
Channel: 8
2.5x10^6
2.0x10^6
1.5x10^6
1.0x10^6
5.0x10^5
0
0
200
400
600
800
1000
1200

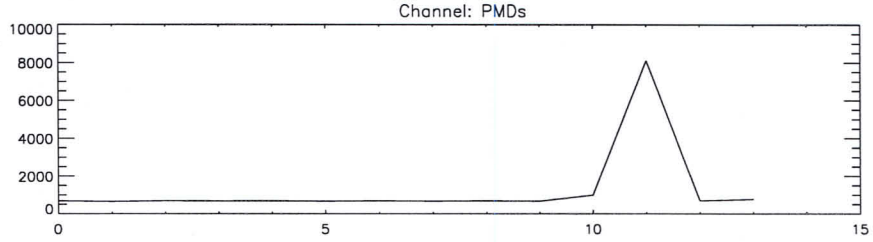
Channel: PMDs
10000
8000
6000
4000
2000
0
0
5
10
15

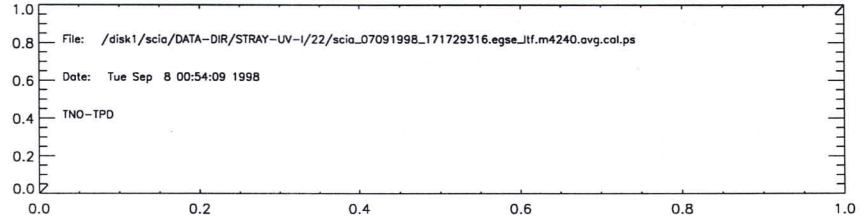
File: /disk1/scia/DATA-DIR/STRAY-UV-1/22/scia_07091998_171729316.egse_itf.m4240.avg.cal.ps
Date: Tue Sep 8 00:54:09 1998
TNO-TPD
1.0
0.8
0.6
0.4
0.2
0.0
0.0
0.2
0.4
0.6
0.8
1.0

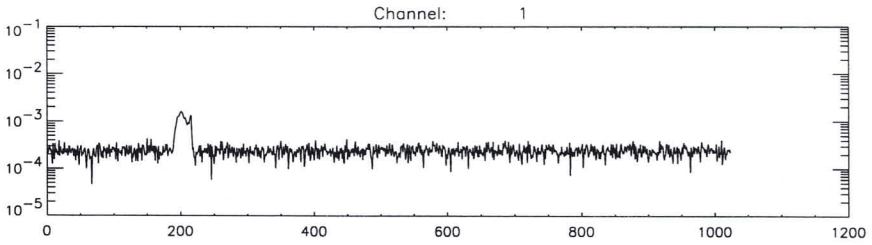
Channel: 1

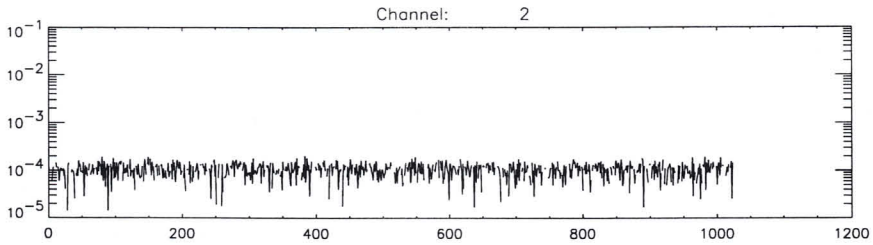
Channel: 2

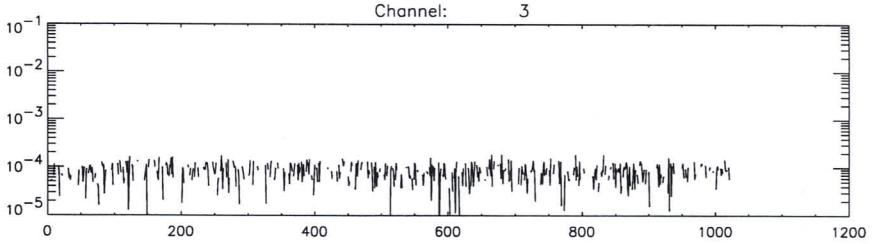
Channel: 3

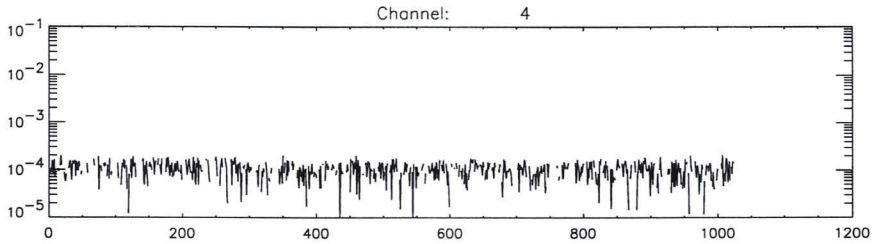
Channel: 4

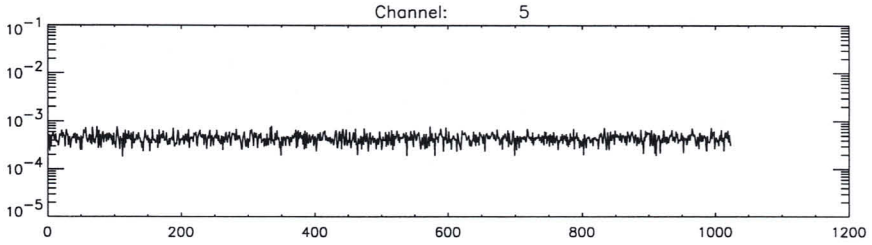
Channel: 5

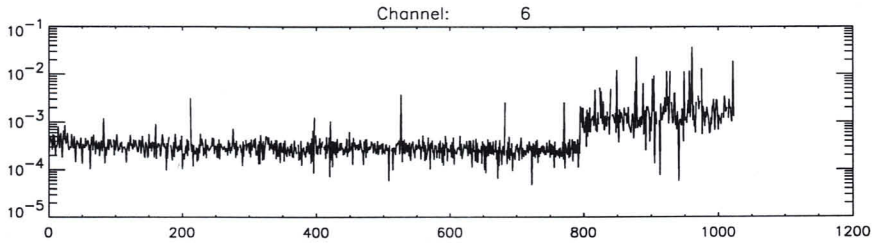
Channel: 6

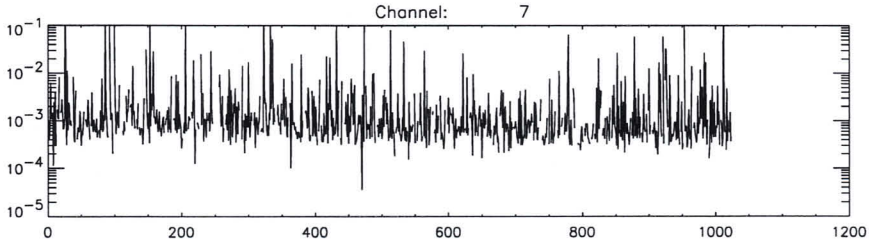
Channel: 7

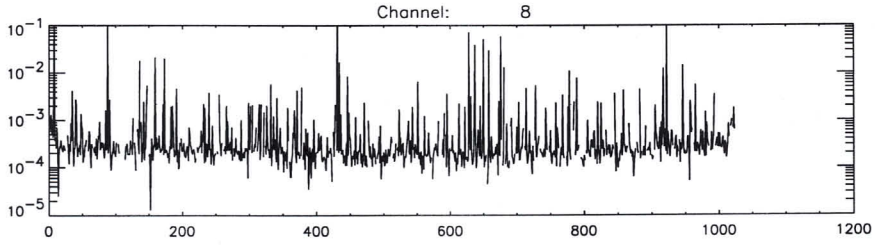
Channel: 8

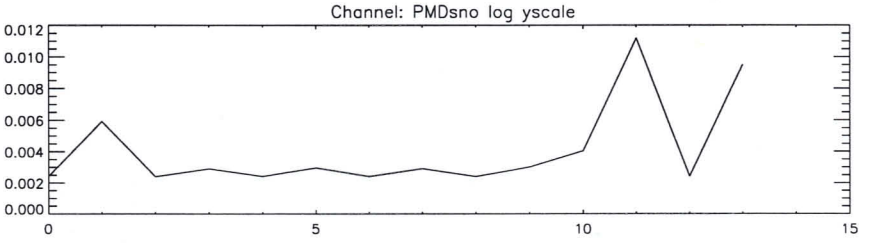
Channel: PMDsno log yscale

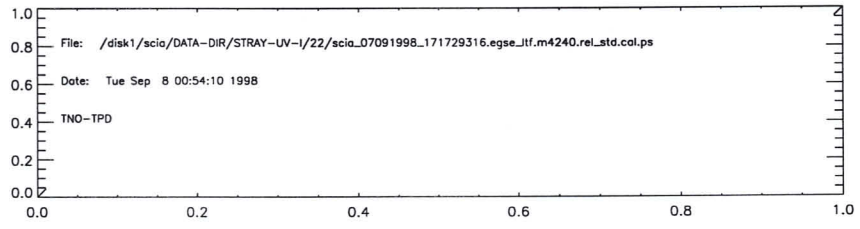
File: /disk1/scia/DATA-DIR/STRAY-UV-I/22/scia_07091998_171729316.egse_itf.m4240.rel_std.cal.ps
Date: Tue Sep 8 00:54:10 1998
TNO-TPD

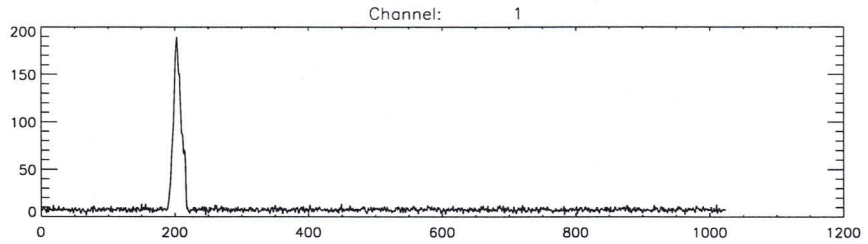
Channel: 1

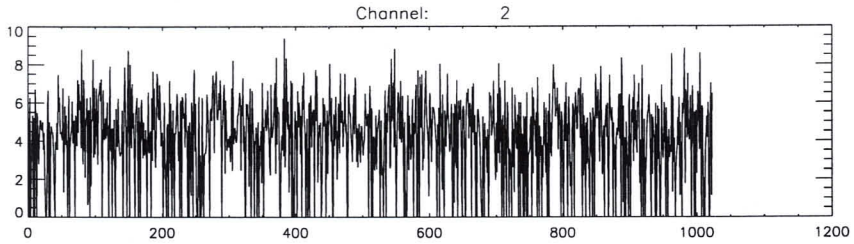
Channel: 2

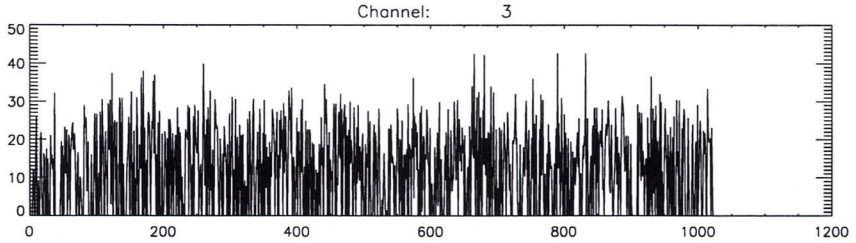
Channel: 3

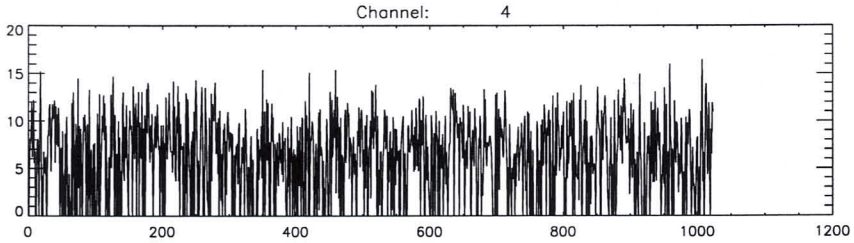
Channel: 4

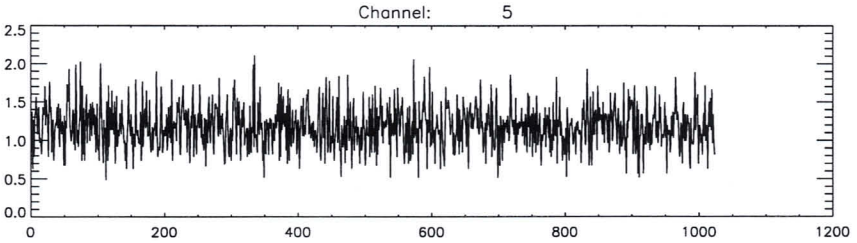
Channel: 5

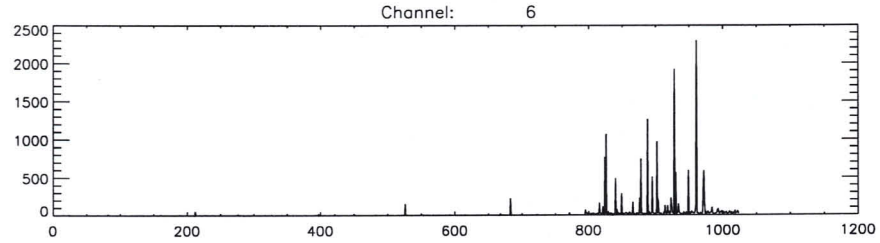
Channel: 6

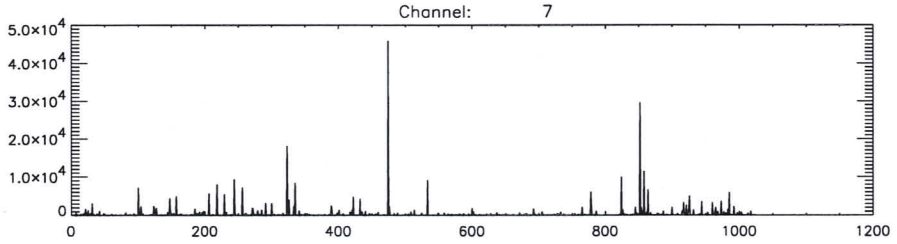
Channel: 7

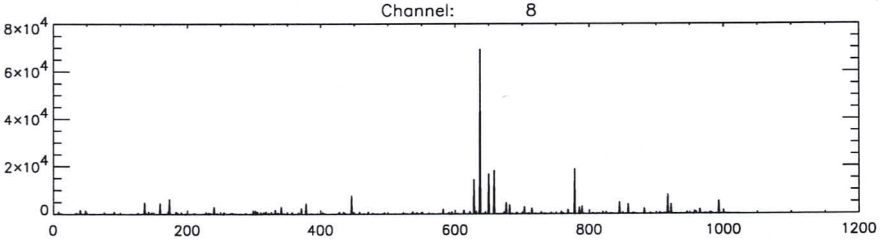
Channel: 8

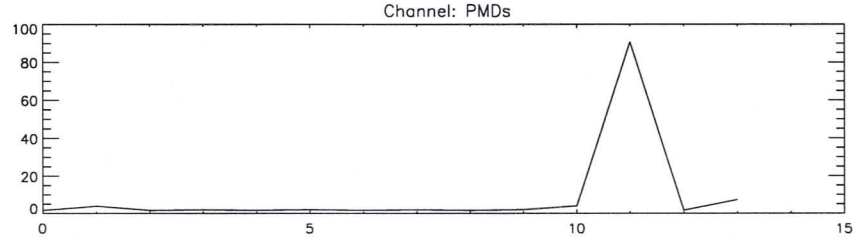
Channel: PMDs

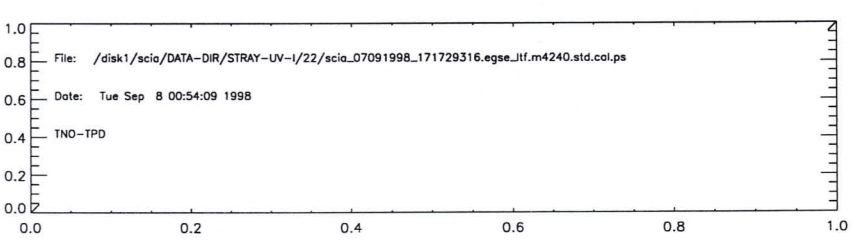
File: /disk1/scia/DATA-DIR/STRAY-UV-I/22/scia_07091998_171729316.egse_itf.m4240.std.cal.ps
Date: Tue Sep 8 00:54:09 1998
TNO-TPD

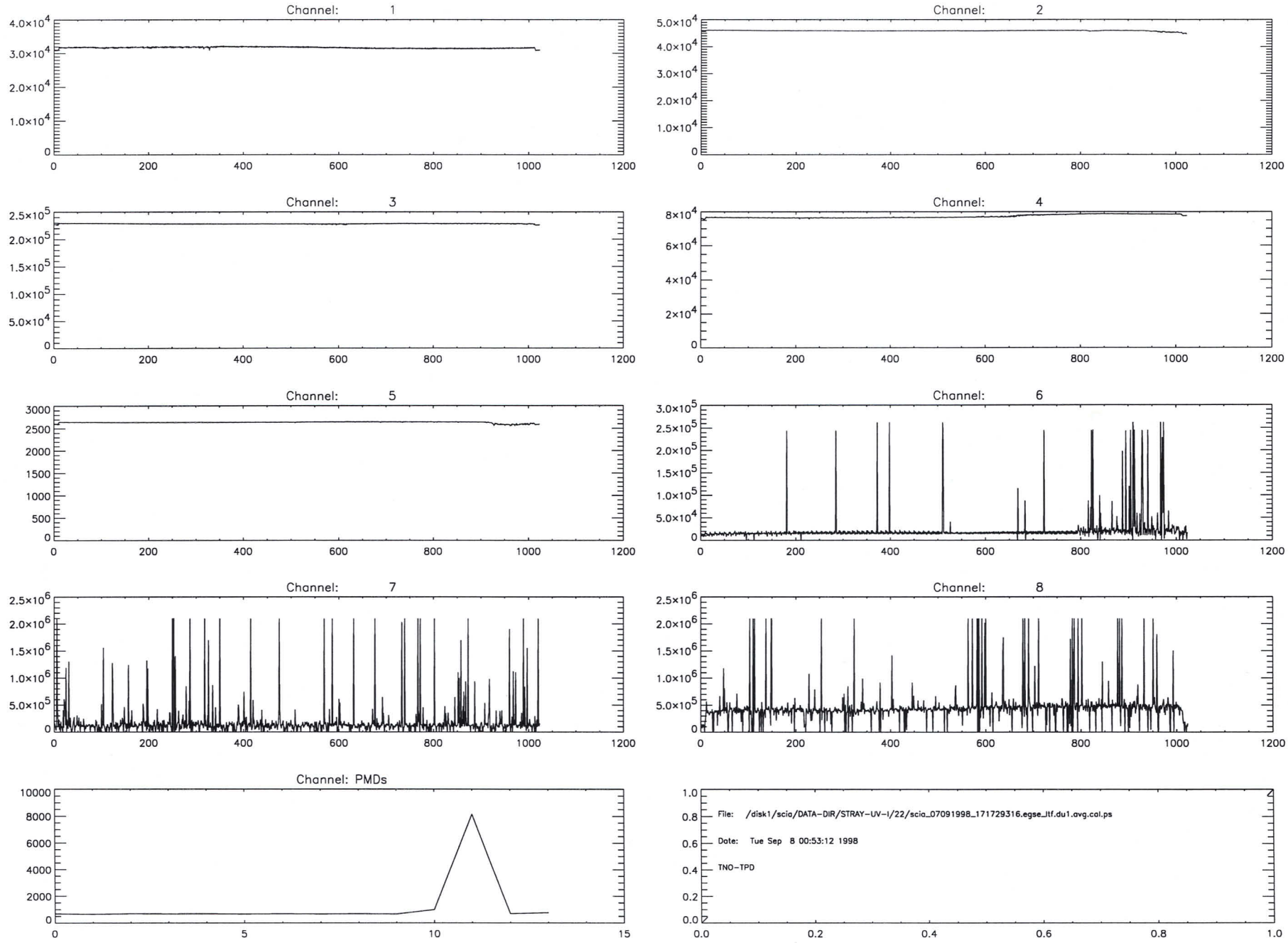
Channel: 1
Channel: 2
Channel: 3
Channel: 4
Channel: 5
Channel: 6
Channel: 7
Channel: 8
Channel: PMDs
File: /disk1/scia/DATA-DIR/STRAY-UV-1/22/scia_07091998_171729316.egse_itf.du1.avg.cal.ps
Date: Tue Sep 8 00:53:12 1998
TNO-TPD

Formal Run of Measurement

(Measurement ID) XI-1

Request for Actual Status		(cross out entries that are **not** requested.)
Request for Modification	X	(fill in only entries to be modified)
Request for Run	X	(no entries = run based on actual default settings)

Test-Run

Scanner Positions

16.8.d.

Azimuth	+45.0	deg
Elevation	-45.-	deg

Timeline for each Data Acquisition Period during Measurement

	1	2	3	4	5	6	7	8	9	10
State ID	17									
Repetitions	1									

State Parameters for States used in Timeline (State ID must be given)

Channel	PET [s] or H#	Co-Adding	PET [s] or H#	Co-Adding	PET [s] or H#	Co-Adding	PET [s] or H#	Co-Adding
1a	64	1						
1b	64	1						
2b	64	1						
2a	64	1						
3	32	2						
4	64	1						
5	64	1						
6	16	4						
7	2	32						
8	2	32						
State ID								

checked with Solar pets okay.

(Bos)

DIR: XI-UV-I/S

Stimuli Settings for Existing Blocks in Measurement

Block No	Stimuli Setup ID	PPC [deg]	Polarizer [deg]	Shutter open/close	Acquisition Time [s]	Lambda [nm] Start	Stop	Step	Repetition Factor	Message	OS Setup Time [s]
1	1	0	+171.57	close	1	240	240	0	5	DU1	50
2	1	0	+171.57	open	1	240	240	0	1	MSN	8
3	1	0	+171.57	open	1	240	410	10	1	MSN	3
4	1	0	+171.57	close	1	410	410	0	5	DU2	8

Measurement Data Description

Test Purpose	UID.10 S-pol
Remark	
Data Directory	0250_23.45.04_XI_1

Signatures

	Date	Signature
Issued	7-9-98	[signature]
< Performed	7-9-98	[signature]

Formal Run of Measurement

(Measurement ID) X1-1

Request for Actual Status		(cross out entries that are **not** requested.)
Request for Modification	X	(fill in only entries to be modified)
Request for Run	X	(no entries = run based on actual default settings)

Scanner Positions

16.8.4

Azimuth	+45.0	deg
Elevation	-45.0	deg

Timeline for each Data Acquisition Period during Measurement

	1	2	3	4	5	6	7	8	9	10
State ID	17									
Repetitions	1									

State Parameters for States used in Timeline (State ID must be given)

Channel	PET [s] or H#	Co-Adding	PET [s] or H#	Co-Adding	PET [s] or H#	Co-Adding	PET [s] or H#	Co-Adding
1a	64	1						
1b	64	1						
2b	64	1						
2a	64	1						
3	32	2						
4	64	1						
5	64	1						
6	16	4						
7	2	32						
8	2	32						
State ID								

Stimuli Settings for Existing Blocks in Measurement

Block No	Stimuli Setup ID	PPC [deg]	Polarizer [deg]	Shutter open/close	Acquisition Time [s]	Lambda [nm] Start	Stop	Step	Repetition Factor	Message	OS Setup Time [s]
1	1	0	+171.57	close	1	240	240	0	5	DU1	50
2	1	0	+171.57	open	1	240	240	0	1	MSN	8
3	1	0	+171.57	open	1	242	410	2	1	MSN	3
4	1	0	+171.57	close	1	410	410	0	5	DU2	8

Measurement Data Description

Test Purpose	UiD10(5-pol)
Remark	
Data Directory	0251_01.13.25_X1_1

Signatures

	Date	Signature
Issued	8-9-98	
< Performed	8-9-98	

Transfer Data File

STEP	ACTION	RESULT	MARKER
Intro	Your name: Date:	PD 080998	
	What's the name of the (main) data input files that you want to store on the SUN named `scia6`?	scia-08091998-0152585 09.ddt	(A)
	Setup a three-window configuration on your SUN.		See course descr.
Do Transfer	Be sure that you are in the directory you want your files in ftp <internet-address>, where you can find the address of the PC in the file `/etc/hosts` (entry: cdwpc). The address will also be next to you on paper (most probably). When asked for user, fill in: `anonymous`, when asked for an email address, fill in your email address on TPD. Set in binary: `binary` `mget *` (and return `y` to every file). `bye`		In DATA-DIR window In DATA window Approx. 140 kB

Sign:	Name Date and time Signature	PD 080998 5:09

STEP	ACTION	RESULT	MARKER
Intro	Your name: Date:	PJ	
	What's the name of the (main) data input files generated by the EGSE? (*.dat)	Scia-08091998_015258509	(A)
	Setup a three-window configuration on your SUN.		see course descr.
Cnstr directory	cd ~/DATA-DIR/XSI-UV-I/ ; ls -l highest number in directory? New directory: mkdir <B+1> ls -l	8	Note: In window DATA-DIR (B)
	What's now the highest number in directory? <C> should be <B> + 1 directory name is:	9 Y / N ~/DATA-DIR/XSI-UV-I/<C>	(C) (DIR-NAME)
Copy data	See Analysis sheet: Transfer Data File	Y / N	In DATA-DIR window
Cnstr EGSE_LTF	cal_raw2ltf . (Error messages are not necessarily fatal; check with SOLAN --in solan window-- whether output file is okay: there should be a signal present, and dremark1 labels should be filled) ls -l *.egse_ltf		Note: In window DATA-DIR; ***don't forget the dot !!!;*** *May take more than 15 mins.*
	What's the name of the egse_ltf file	<a>. egse-ltf.	(D)
	<D> should be <A>.egse_ltf	Y / N	
Cnstr CAL files	idl run_fastaverscia (and select file <D> when asked)		Note: In window IDL
Check CAL files	Dark files: ls -l *du*.cal		In DATA-DIR Window
	size:	146 kb	should be approx 150Kb
	Monochromator ouput:		

`ls -l *mp<lambda>*.avg.cal`
(where lambda is a wavelength indicator)

should be approx 150Kb

size: 146 Kb
lambda ranges from: 240
to: 410

Note: all files should be present, if not:
(a) Check file <D> using SOLAN and check whether `dremark1` labels are present.
(b) Check if enough disk space is available (Unix command `df -k | more`).

Print postscript

Pick a `*.m*<lambda>.avg.cal` file.
`lpr -P<printer> *.avg.cal.ps`
Contents dark file `*du.avg.cal.ps` should be approx. constant within channels: (Y) N
Contents of a file `*mp<lambda>.avg.cal.ps` should contain a peak signal in corresponding channel (cannot be seen in channels 7 and 8): (Y) N
Contents of `*mp<lambda>.rel_std.cal.ps` files should be smaller than 0.01 (pixel 300 -- 800) for all channels. ~~Y~~ N
If not, value is:

Add postscript images to logbook, done (Y) N

Print logfiles

`lpr -P<printer> *.log`
Add logfiles to logbook, done (Y) N

Xsi processing

see instructions control file

Control file

Construct `control-file` in dir. <DIR-NAME> where each line is of the form `<l1> <l2> <darkname>` (meaning that file `<darkname>` is to be used as dark measurement for monochromator outputs with wavelength `M` such that `<l1> <= M <= <l2>`).
`lpr -P<printer> control-file`

	Add `control-file` to logbook, done	Y / N	
Run XSI	`idl do_xsi` *)		In IDL window
Check XSI	`ls -l *.data` Size of file `<D>.du*.cal.data`	37238 b.	In DATA-DIR window
Check XSI visually	`idl do_xsi_processing`		In IDL window
	`lpr -P<printer> *.data.ps` Value of XSI resembles expected XSI (see [Predicted PFMcalibration results])?	Y / N see comment Maurice on overdracht sheet	In DATA-DIR window
	Add postscript images to logbook, done	Y / N	
Print logfiles	`lpr -P<printer> *.data.log` Add logfiles to logbook, done	Y / N	
Back up	Create 3 sets of backup CDs of directory <DIR-NAME> (One CD has a capacity of 600 Mbytes, the UNIX command `/usr/bin/du -k .` gives the number of kilo bytes in the current directory). Name of backup CDs		See analysis sheet BackUp
Sign:	Name Date and time Signature	KJ 080998 6:09	

*) Voor s-polarised: idl do_s_xsi

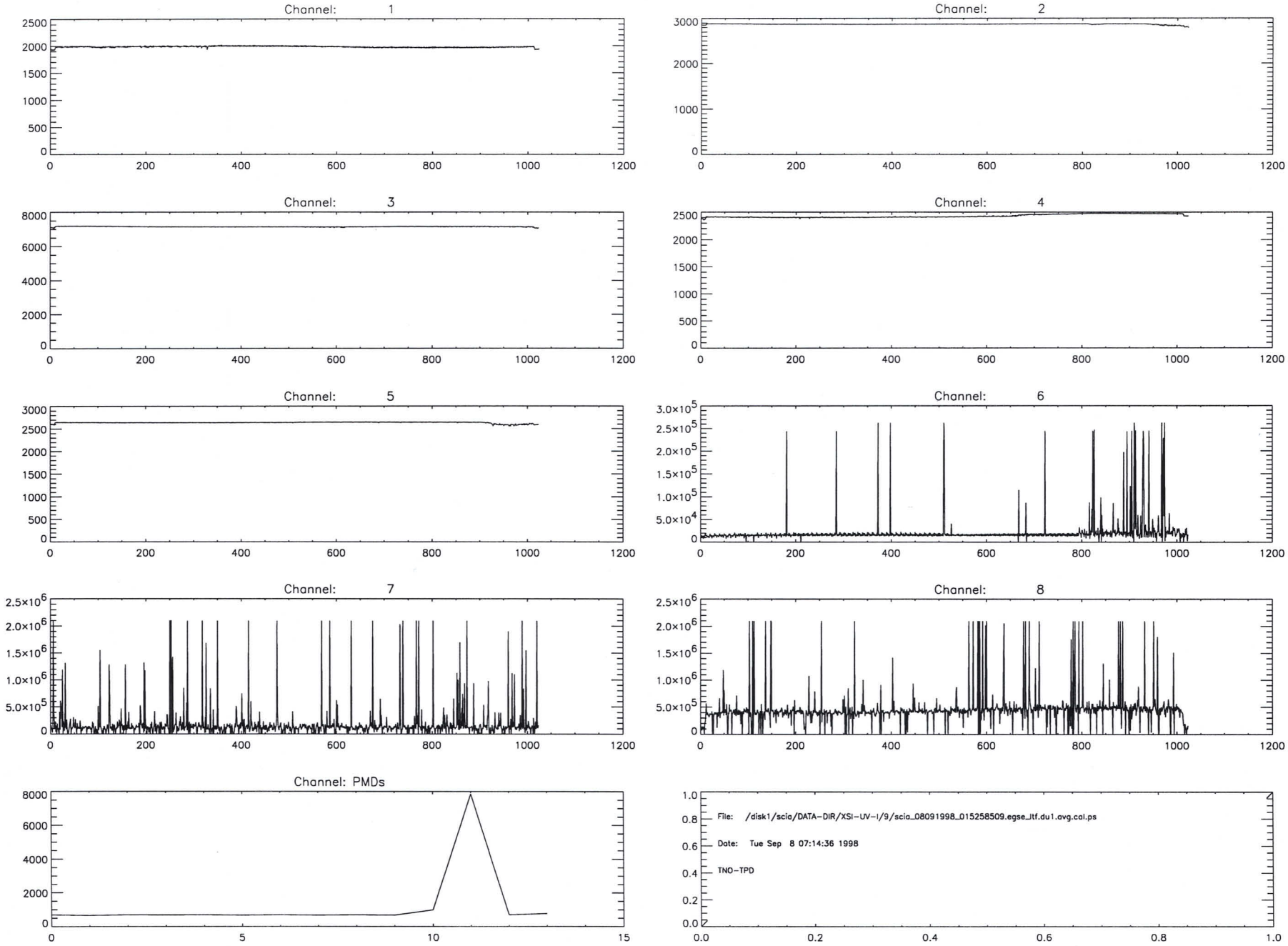
Channel: 1
Channel: 2
Channel: 3
Channel: 4
Channel: 5
Channel: 6
Channel: 7
Channel: 8
Channel: PMDs
File: /disk1/scia/DATA-DIR/XSI-UV-1/9/scia_08091998_015258509.egse_ltf.du1.avg.cal.ps
Date: Tue Sep 8 07:14:36 1998
TNO-TPD

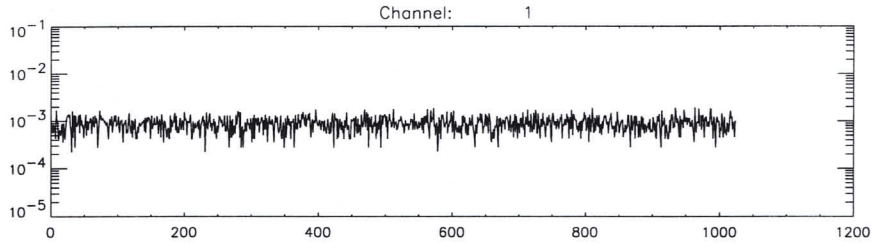
Channel: 1

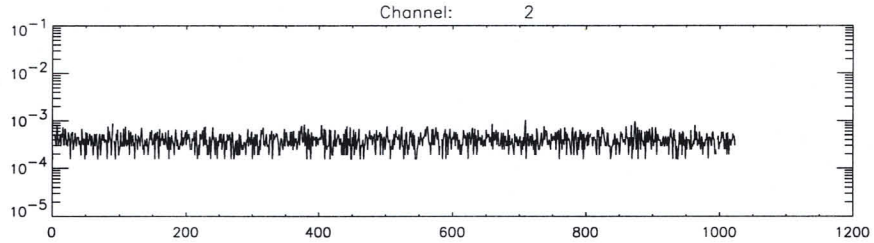
Channel: 2

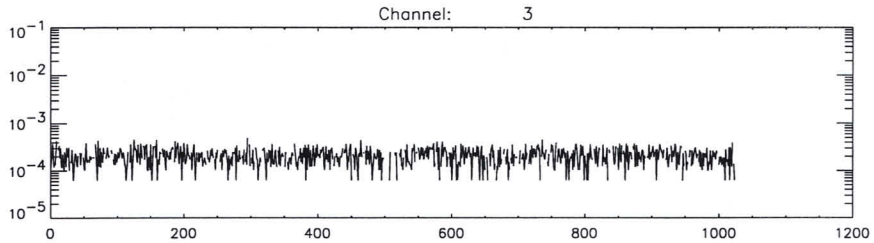
Channel: 3

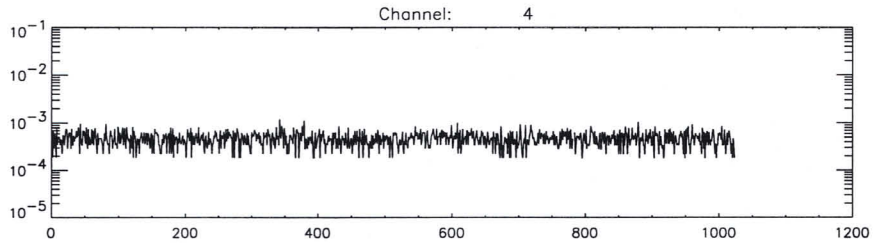
Channel: 4

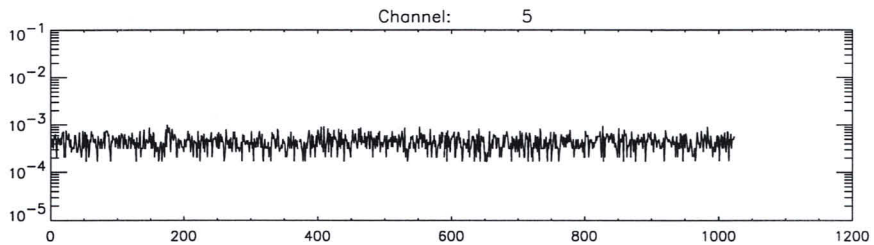
Channel: 5

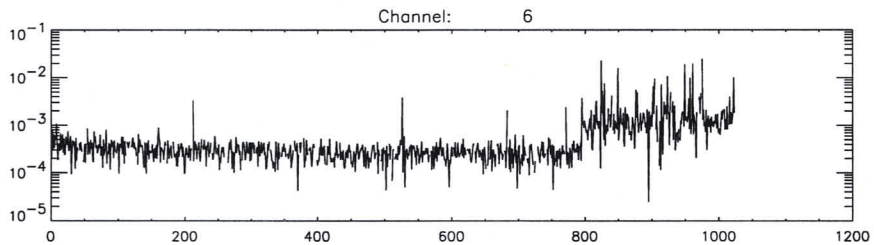
Channel: 6

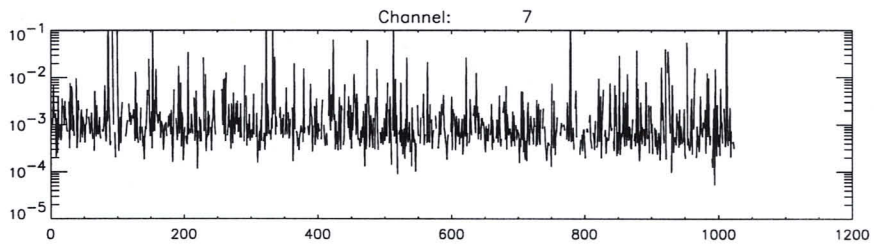
Channel: 7

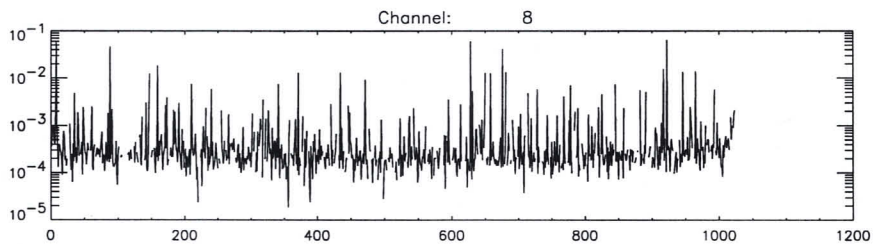
Channel: 8

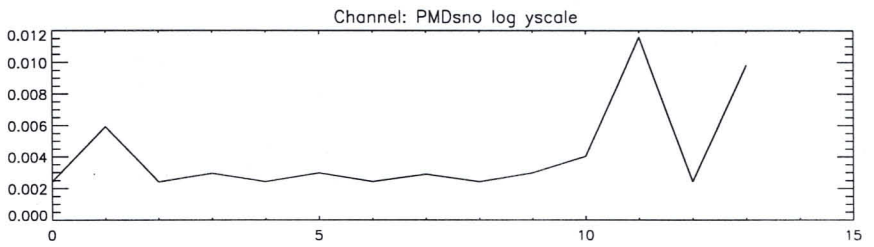
Channel: PMDsno log yscale

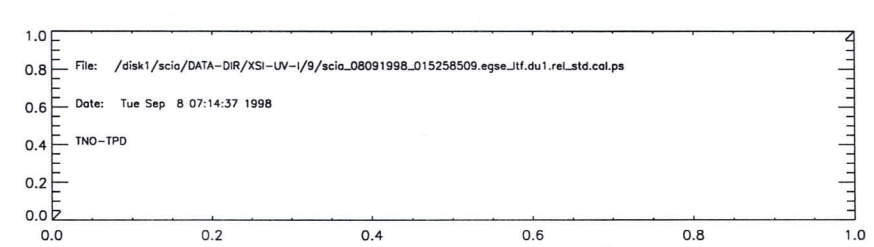
File: /disk1/scia/DATA-DIR/XSI-UV-1/9/scia_08091998_015258509.egse_ltf.du1.rel_std.cal.ps
Date: Tue Sep 8 07:14:37 1998
TNO-TPD

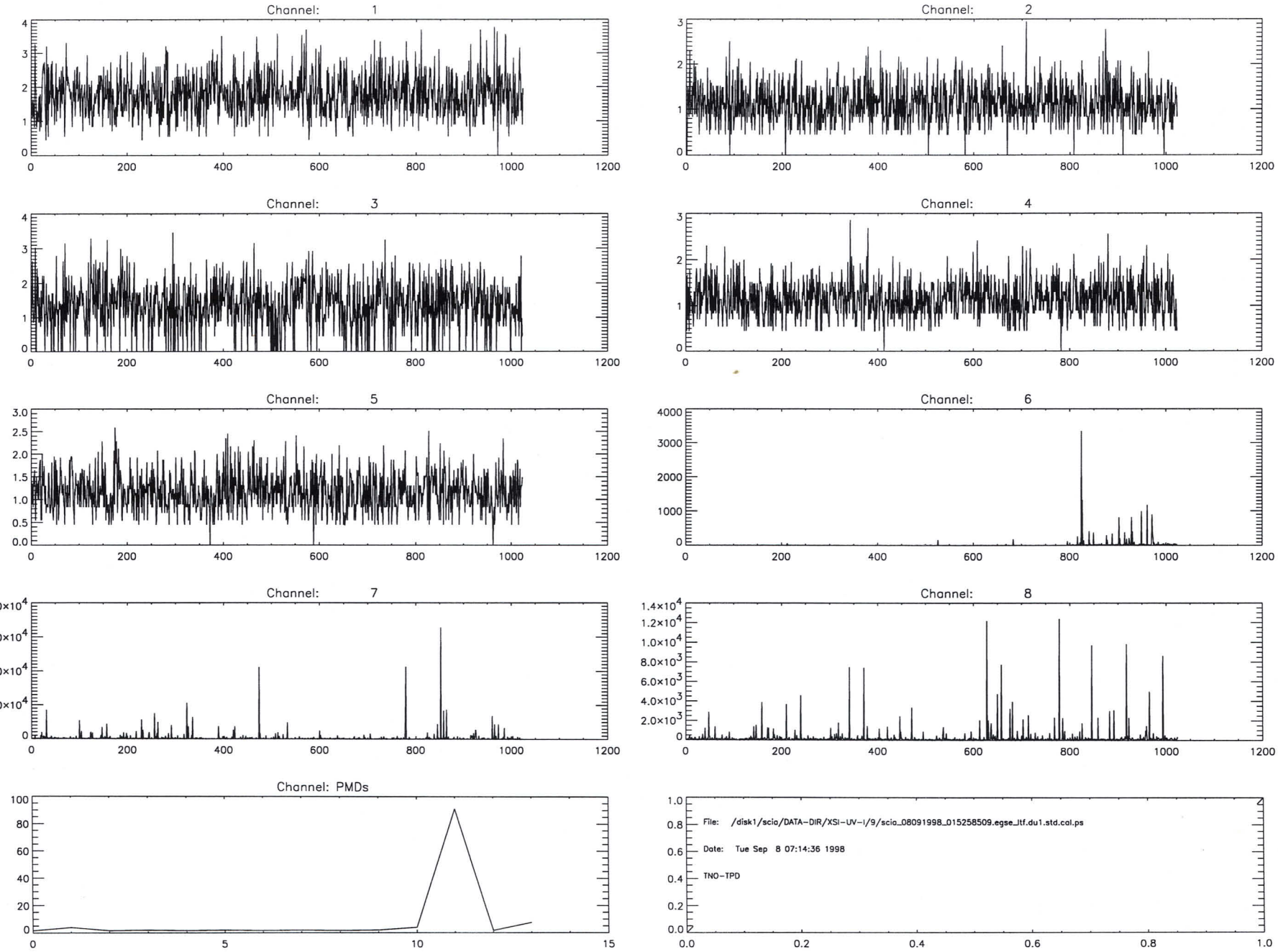
Channel: 1
Channel: 2
Channel: 3
Channel: 4
Channel: 5
Channel: 6
Channel: 7
Channel: 8
Channel: PMDs
File: /disk1/scia/DATA-DIR/XSI-UV-1/9/scia_08091998_015258509.egse_ltf.du1.std.cal.ps
Date: Tue Sep 8 07:14:36 1998
TNO-TPD

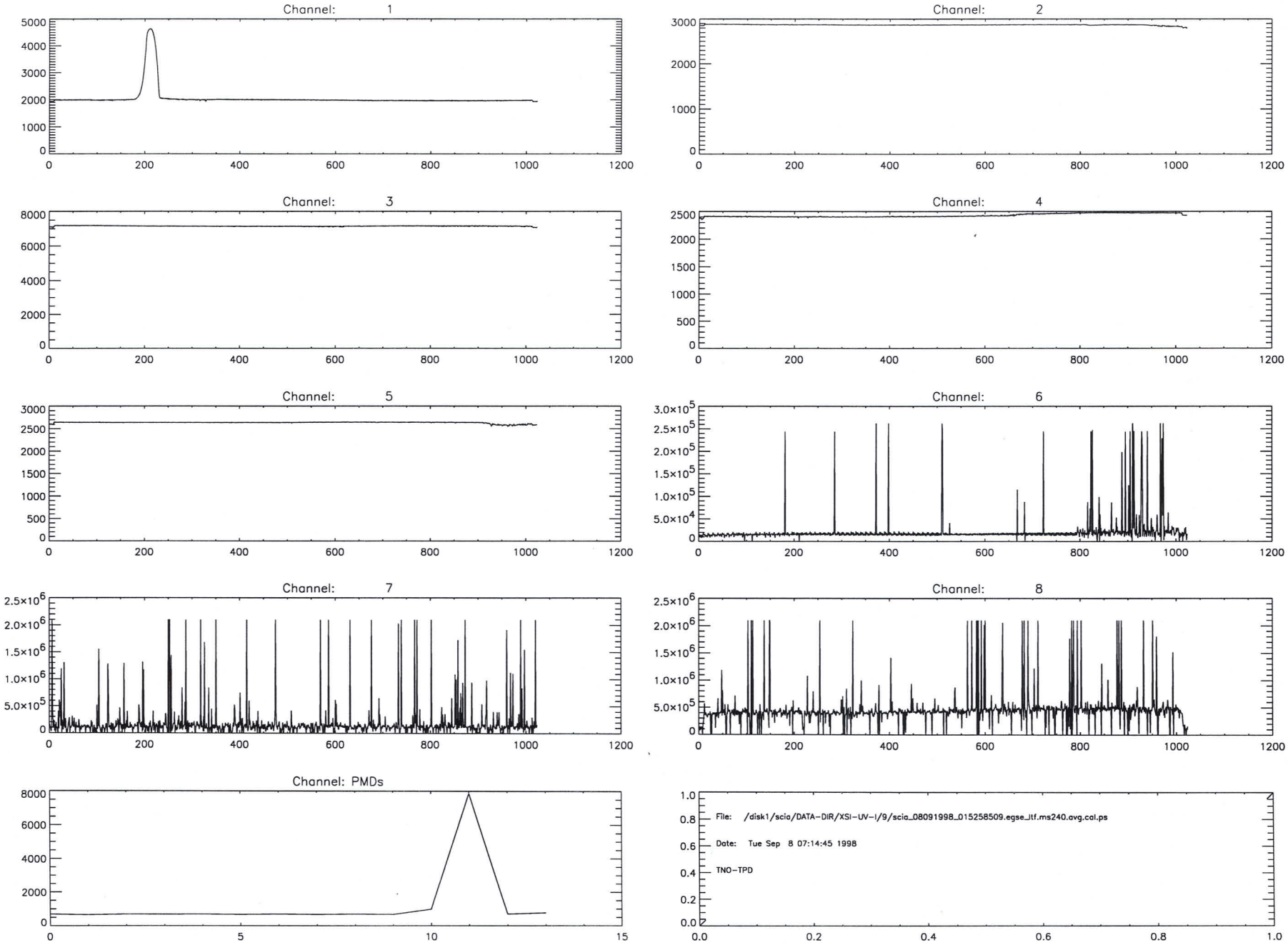
Channel: 1
Channel: 2
Channel: 3
Channel: 4
Channel: 5
Channel: 6
Channel: 7
Channel: 8
Channel: PMDs
File: /disk1/scia/DATA-DIR/XSI-UV-1/9/scia_08091998_015258509.egse_itf.ms240.avg.cal.ps
Date: Tue Sep 8 07:14:45 1998
TNO-TPD

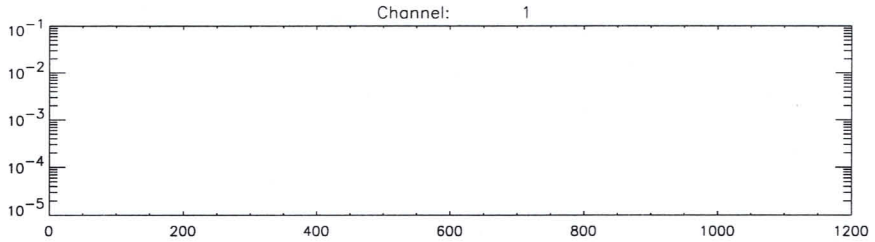
Channel: 1
10^{-1}
10^{-2}
10^{-3}
10^{-4}
10^{-5}
0
200
400
600
800
1000
1200

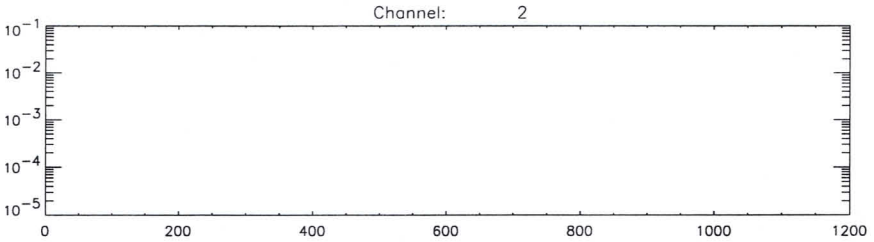
Channel: 2
10^{-1}
10^{-2}
10^{-3}
10^{-4}
10^{-5}
0
200
400
600
800
1000
1200

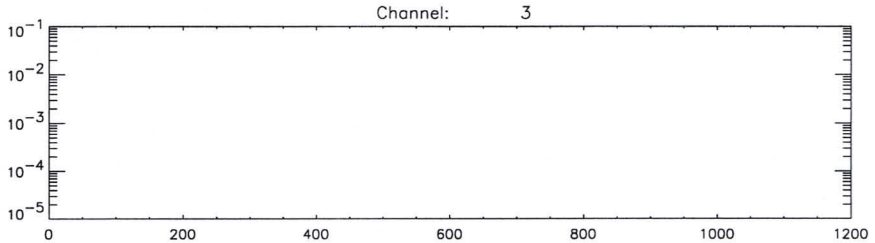
Channel: 3
10^{-1}
10^{-2}
10^{-3}
10^{-4}
10^{-5}
0
200
400
600
800
1000
1200

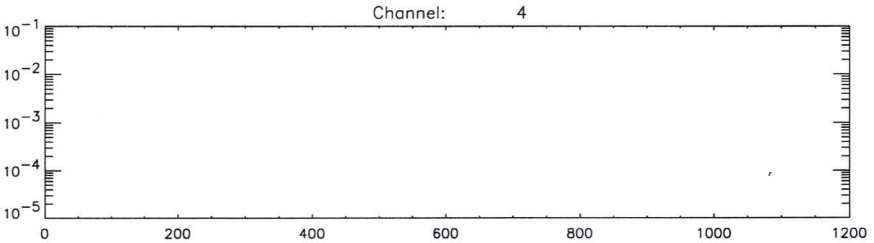
Channel: 4
10^{-1}
10^{-2}
10^{-3}
10^{-4}
10^{-5}
0
200
400
600
800
1000
1200

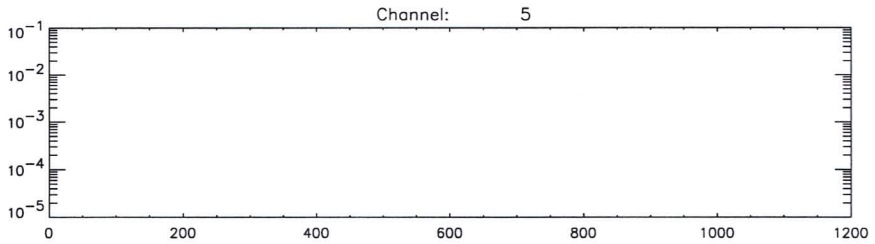
Channel: 5
10^{-1}
10^{-2}
10^{-3}
10^{-4}
10^{-5}
0
200
400
600
800
1000
1200

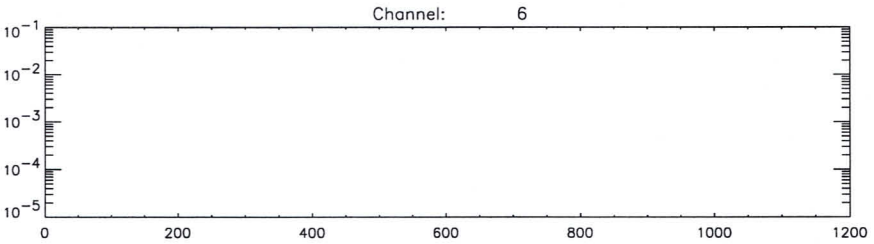
Channel: 6
10^{-1}
10^{-2}
10^{-3}
10^{-4}
10^{-5}
0
200
400
600
800
1000
1200

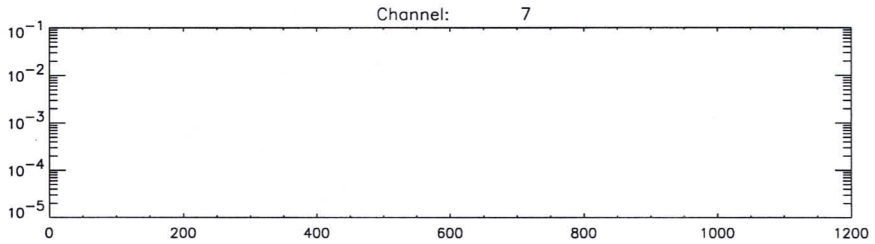
Channel: 7
10^{-1}
10^{-2}
10^{-3}
10^{-4}
10^{-5}
0
200
400
600
800
1000
1200

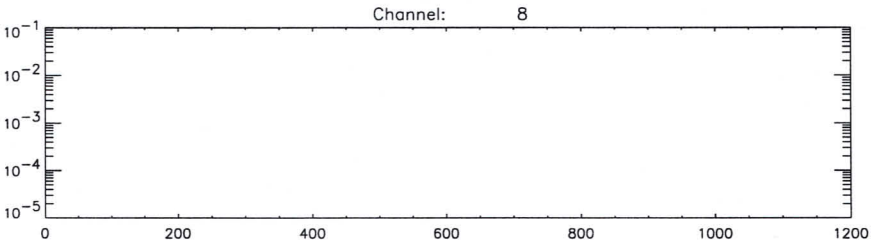
Channel: 8
10^{-1}
10^{-2}
10^{-3}
10^{-4}
10^{-5}
0
200
400
600
800
1000
1200

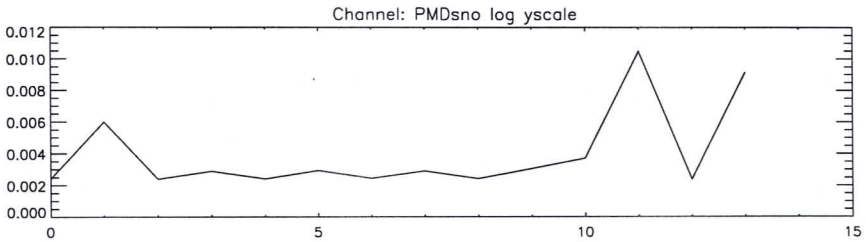
Channel: PMDsno log yscale
0.012
0.010
0.008
0.006
0.004
0.002
0.000
0
5
10
15

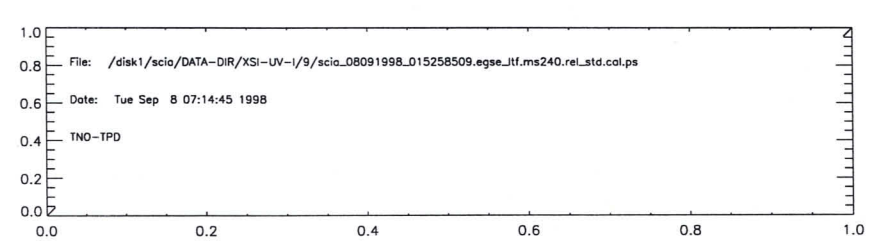
File: /disk1/scia/DATA-DIR/XSI-UV-1/9/scia_08091998_015258509.egse_ltf.ms240.rel_std.cal.ps
Date: Tue Sep 8 07:14:45 1998
TNO-TPD
1.0
0.8
0.6
0.4
0.2
0.0
0.0
0.2
0.4
0.6
0.8
1.0

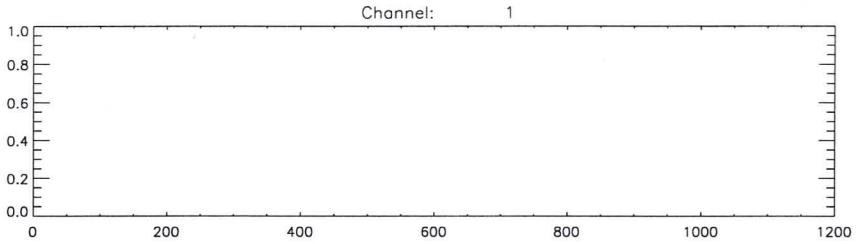
Channel: 1
1.0
0.8
0.6
0.4
0.2
0.0
0
200
400
600
800
1000
1200

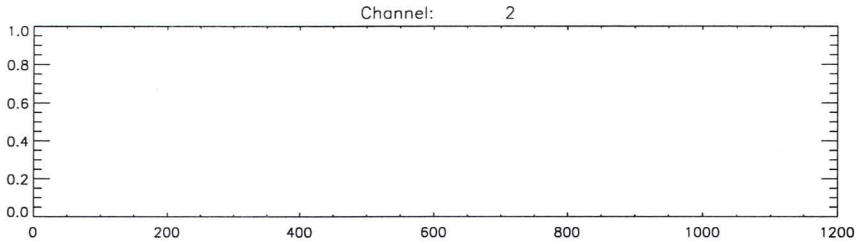
Channel: 2
1.0
0.8
0.6
0.4
0.2
0.0
0
200
400
600
800
1000
1200

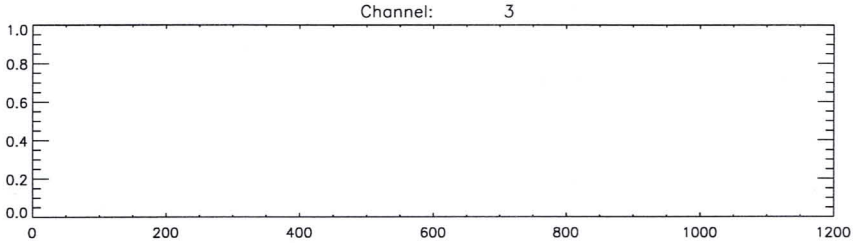
Channel: 3
1.0
0.8
0.6
0.4
0.2
0.0
0
200
400
600
800
1000
1200

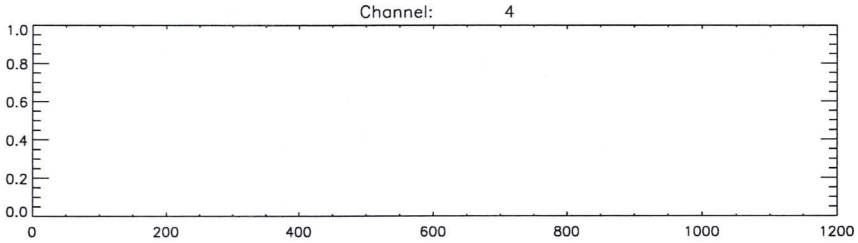
Channel: 4
1.0
0.8
0.6
0.4
0.2
0.0
0
200
400
600
800
1000
1200

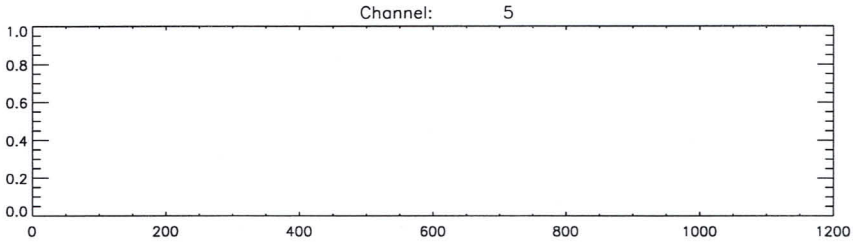
Channel: 5
1.0
0.8
0.6
0.4
0.2
0.0
0
200
400
600
800
1000
1200

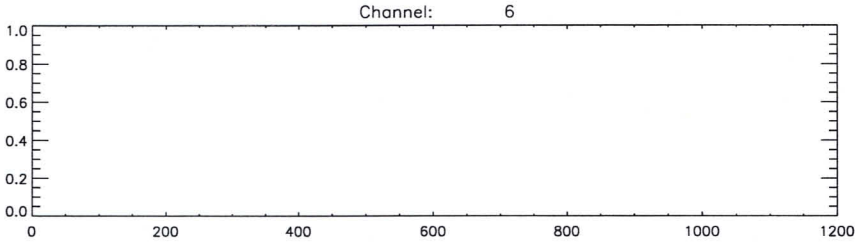
Channel: 6
1.0
0.8
0.6
0.4
0.2
0.0
0
200
400
600
800
1000
1200

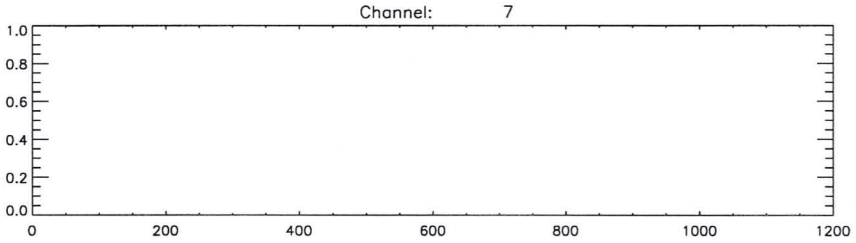
Channel: 7
1.0
0.8
0.6
0.4
0.2
0.0
0
200
400
600
800
1000
1200

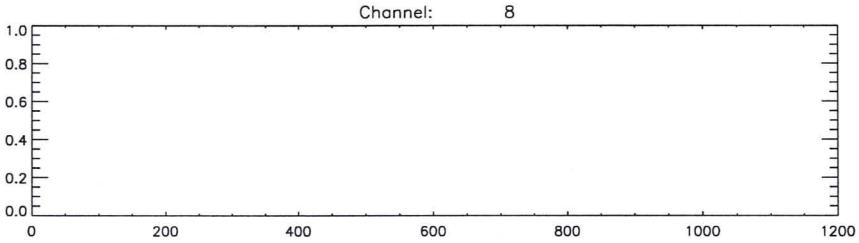
Channel: 8
1.0
0.8
0.6
0.4
0.2
0.0
0
200
400
600
800
1000
1200

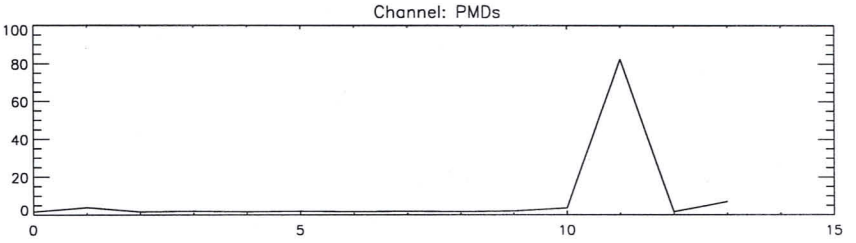
Channel: PMDs
100
80
60
40
20
0
0
5
10
15

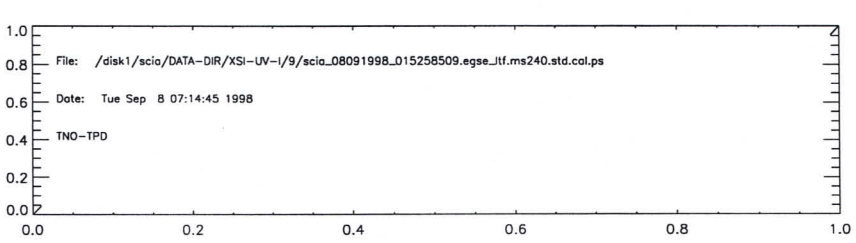
File: /disk1/scia/DATA-DIR/XSI-UV-1/9/scia_08091998_015258509.egse_itf.ms240.std.cal.ps
Date: Tue Sep 8 07:14:45 1998
TNO-TPD
1.0
0.8
0.6
0.4
0.2
0.0
0.0
0.2
0.4
0.6
0.8
1.0

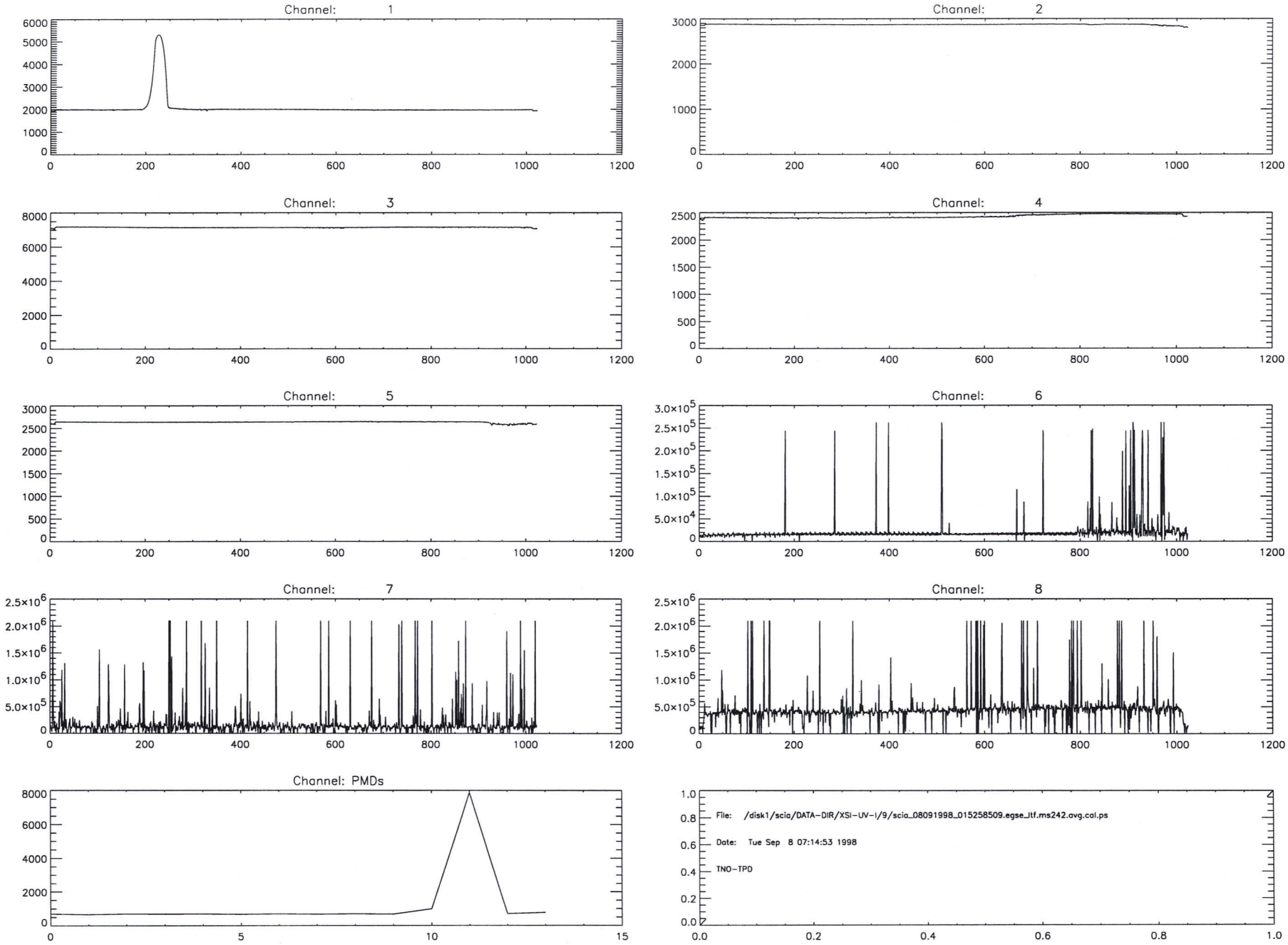
Channel: 1
Channel: 2
Channel: 3
Channel: 4
Channel: 5
Channel: 6
Channel: 7
Channel: 8
Channel: PMDs
File: /disk1/scia/DATA-DIR/XSI-UV-1/9/scia_08091998_015258509.egse_ltf.ms242.avg.cal.ps
Date: Tue Sep 8 07:14:53 1998
TNO-TPD

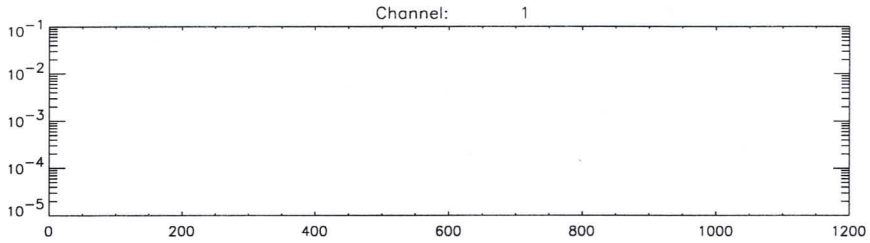
Channel: 1
10^{-1}
10^{-2}
10^{-3}
10^{-4}
10^{-5}
0
200
400
600
800
1000
1200

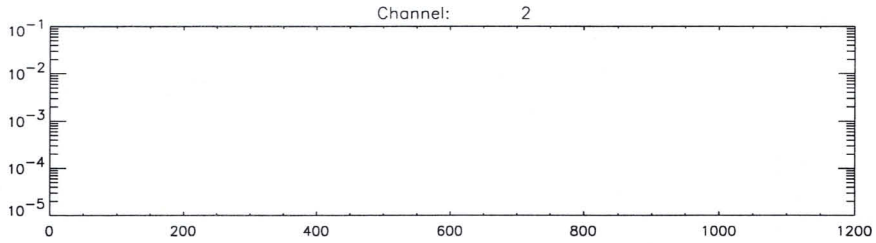
Channel: 2
10^{-1}
10^{-2}
10^{-3}
10^{-4}
10^{-5}
0
200
400
600
800
1000
1200

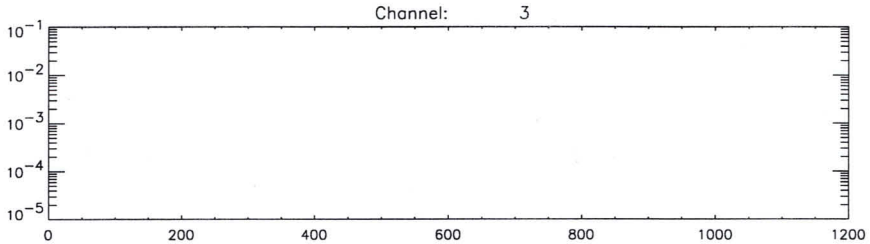
Channel: 3
10^{-1}
10^{-2}
10^{-3}
10^{-4}
10^{-5}
0
200
400
600
800
1000
1200

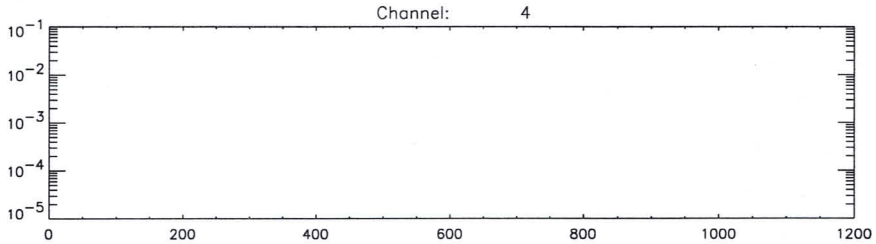
Channel: 4
10^{-1}
10^{-2}
10^{-3}
10^{-4}
10^{-5}
0
200
400
600
800
1000
1200

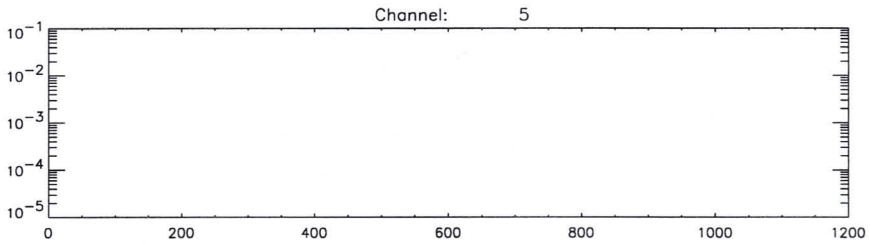
Channel: 5
10^{-1}
10^{-2}
10^{-3}
10^{-4}
10^{-5}
0
200
400
600
800
1000
1200

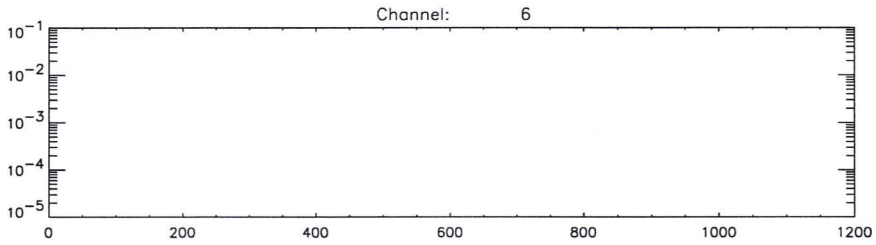
Channel: 6
10^{-1}
10^{-2}
10^{-3}
10^{-4}
10^{-5}
0
200
400
600
800
1000
1200

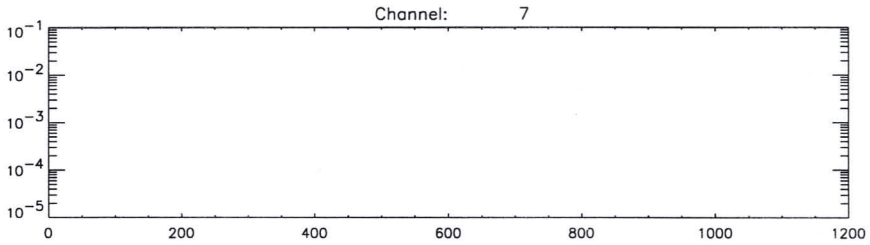
Channel: 7
10^{-1}
10^{-2}
10^{-3}
10^{-4}
10^{-5}
0
200
400
600
800
1000
1200

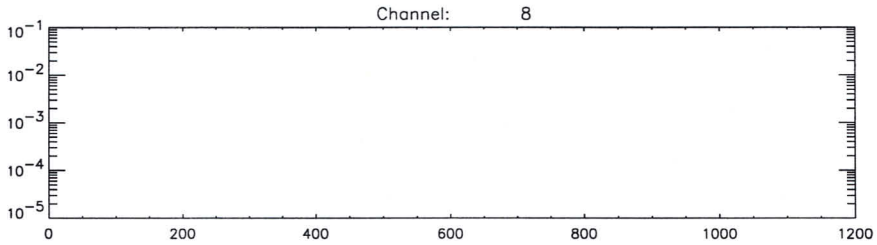
Channel: 8
10^{-1}
10^{-2}
10^{-3}
10^{-4}
10^{-5}
0
200
400
600
800
1000
1200

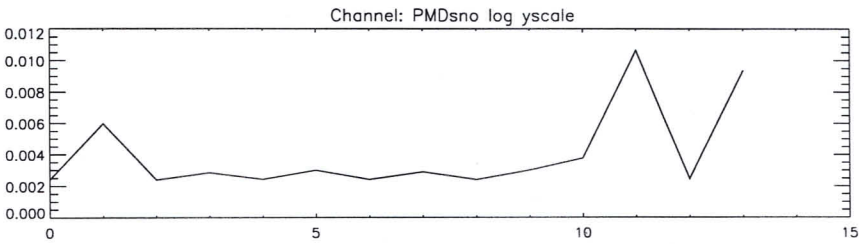
Channel: PMDsno log yscale
0.012
0.010
0.008
0.006
0.004
0.002
0.000
0
5
10
15

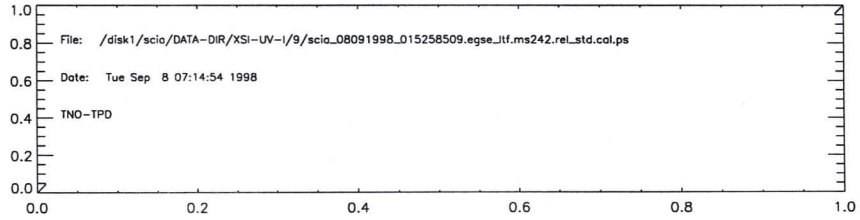
File: /disk1/scia/DATA-DIR/XSI-UV-1/9/scia_08091998_015258509.egse_ltf.ms242.rel_std.cal.ps
Date: Tue Sep 8 07:14:54 1998
TNO-TPD
1.0
0.8
0.6
0.4
0.2
0.0
0.0
0.2
0.4
0.6
0.8
1.0

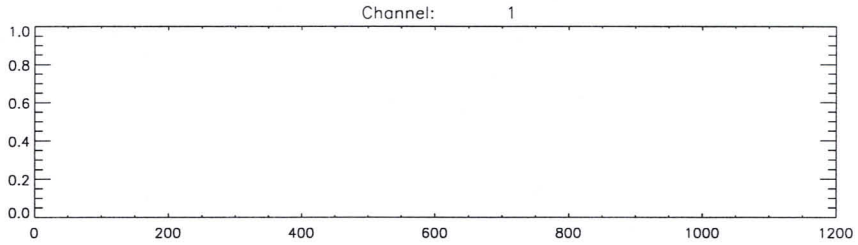
Channel: 1
1.0
0.8
0.6
0.4
0.2
0.0
0
200
400
600
800
1000
1200

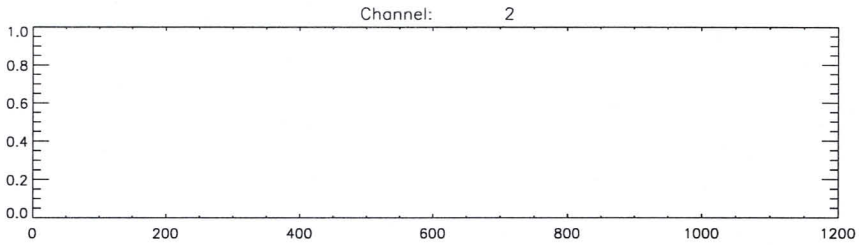
Channel: 2
1.0
0.8
0.6
0.4
0.2
0.0
0
200
400
600
800
1000
1200

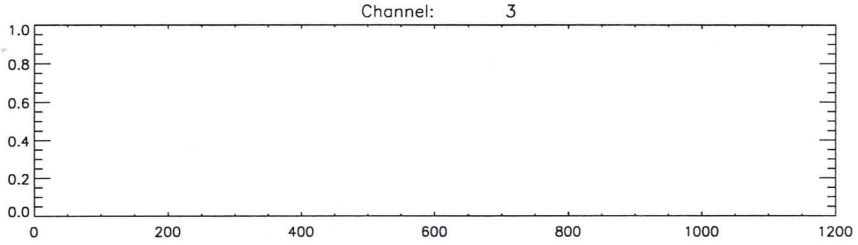
Channel: 3
1.0
0.8
0.6
0.4
0.2
0.0
0
200
400
600
800
1000
1200

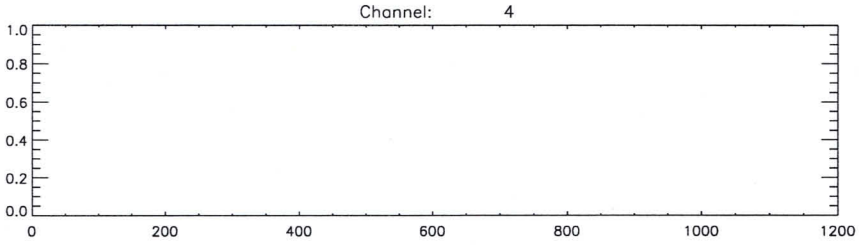
Channel: 4
1.0
0.8
0.6
0.4
0.2
0.0
0
200
400
600
800
1000
1200

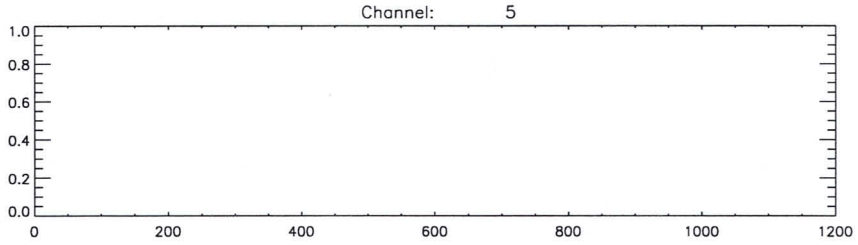
Channel: 5
1.0
0.8
0.6
0.4
0.2
0.0
0
200
400
600
800
1000
1200

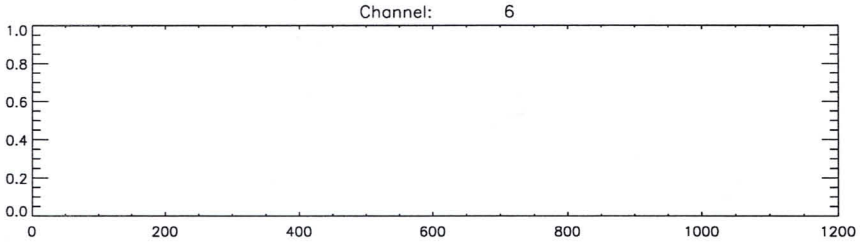
Channel: 6
1.0
0.8
0.6
0.4
0.2
0.0
0
200
400
600
800
1000
1200

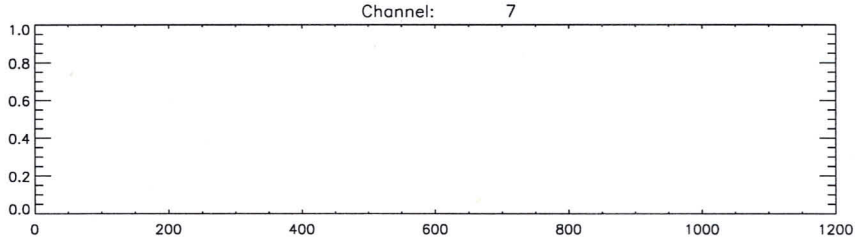
Channel: 7
1.0
0.8
0.6
0.4
0.2
0.0
0
200
400
600
800
1000
1200

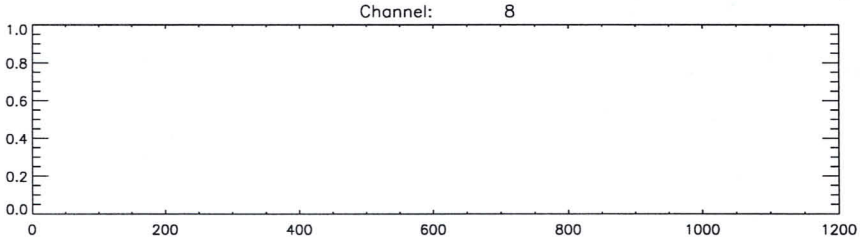
Channel: 8
1.0
0.8
0.6
0.4
0.2
0.0
0
200
400
600
800
1000
1200

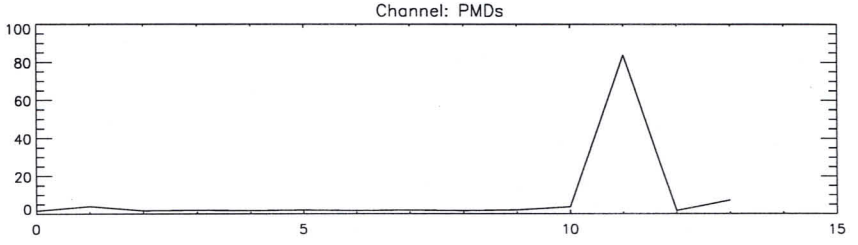
Channel: PMDs
100
80
60
40
20
0
0
5
10
15

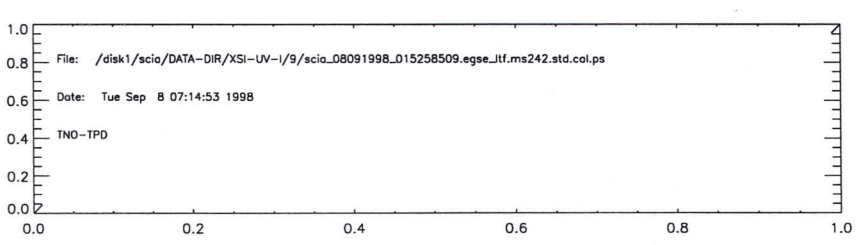
File: /disk1/scia/DATA-DIR/XSI-UV-1/9/scia_08091998_015258509.egse_ltf.ms242.std.cal.ps
Date: Tue Sep 8 07:14:53 1998
TNO-TPD
1.0
0.8
0.6
0.4
0.2
0.0
0.0
0.2
0.4
0.6
0.8
1.0

```
time       = Tue Sep  8 07:14:37 1998
batch      = du1
Start TOD = Tue 08-Sep-98 01:53:57
End   TOD = Tue 08-Sep-98 02:05:18
Processing= computation of average, standard dev. and rel.standard dev.
```

```
time       = Tue Sep  8 07:25:30 1998
batch      = du2
Start TOD = Tue 08-Sep-98 04:23:25
End   TOD = Tue 08-Sep-98 04:30:04
Processing= computation of average, standard dev. and rel.standard dev.
```

```
time       = Tue Sep  8 07:14:45 1998
batch      = ms240
Start TOD = Tue 08-Sep-98 02:05:18
End   TOD = Tue 08-Sep-98 02:07:06
Processing= computation of average, standard dev. and rel.standard dev.
```

```
time       = Tue Sep  8 07:14:54 1998
batch      = ms242
Start TOD = Tue 08-Sep-98 02:07:06
End   TOD = Tue 08-Sep-98 02:08:40
Processing= computation of average, standard dev. and rel.standard dev.
```

```
240     325     scia_08091998_015258509.egse_ltf.du1.avg.cal
325     410     scia_08091998_015258509.egse_ltf.du2.avg.cal
```

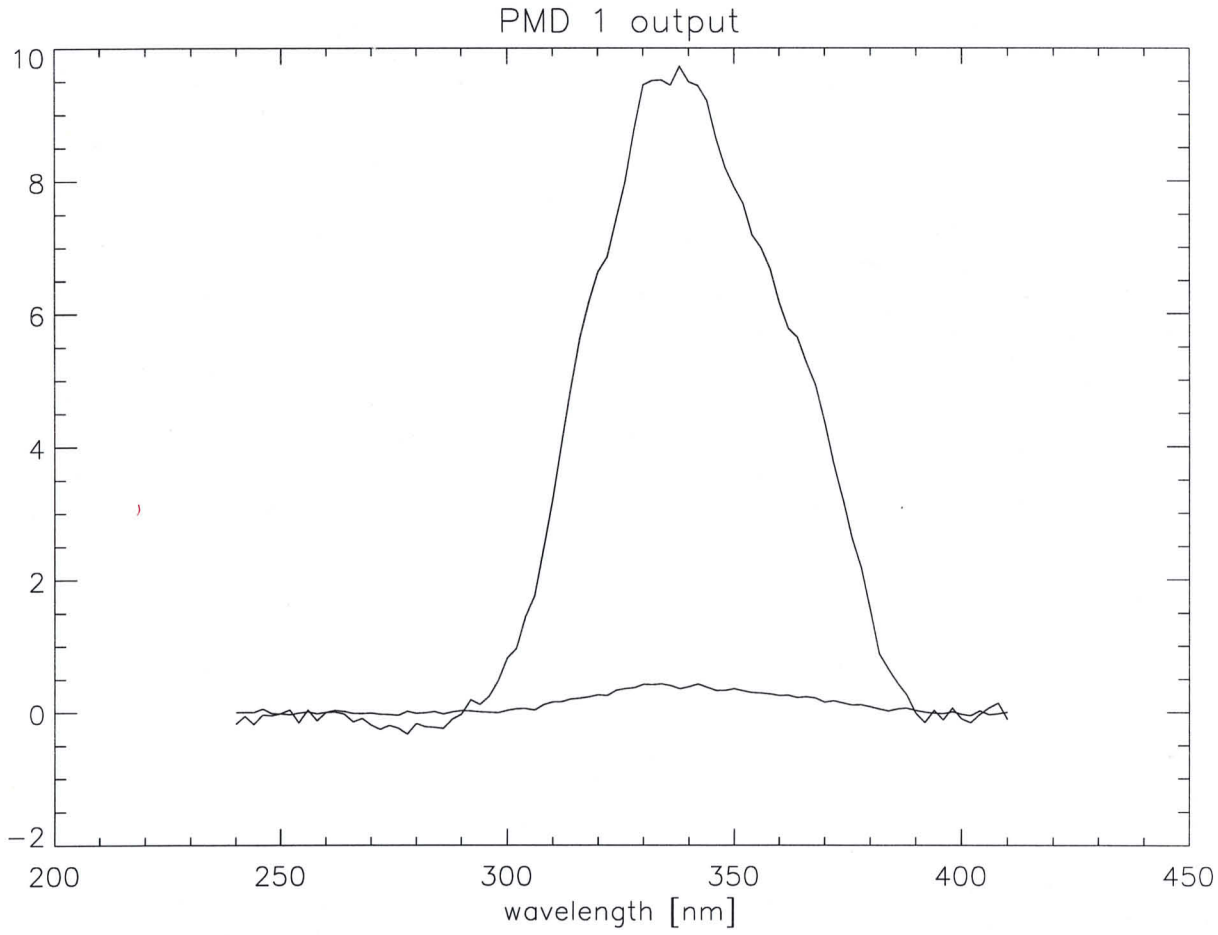
PMD 1 output
10
8
6
4
2
0
−2
200
250
300
350
400
450
wavelength [nm]

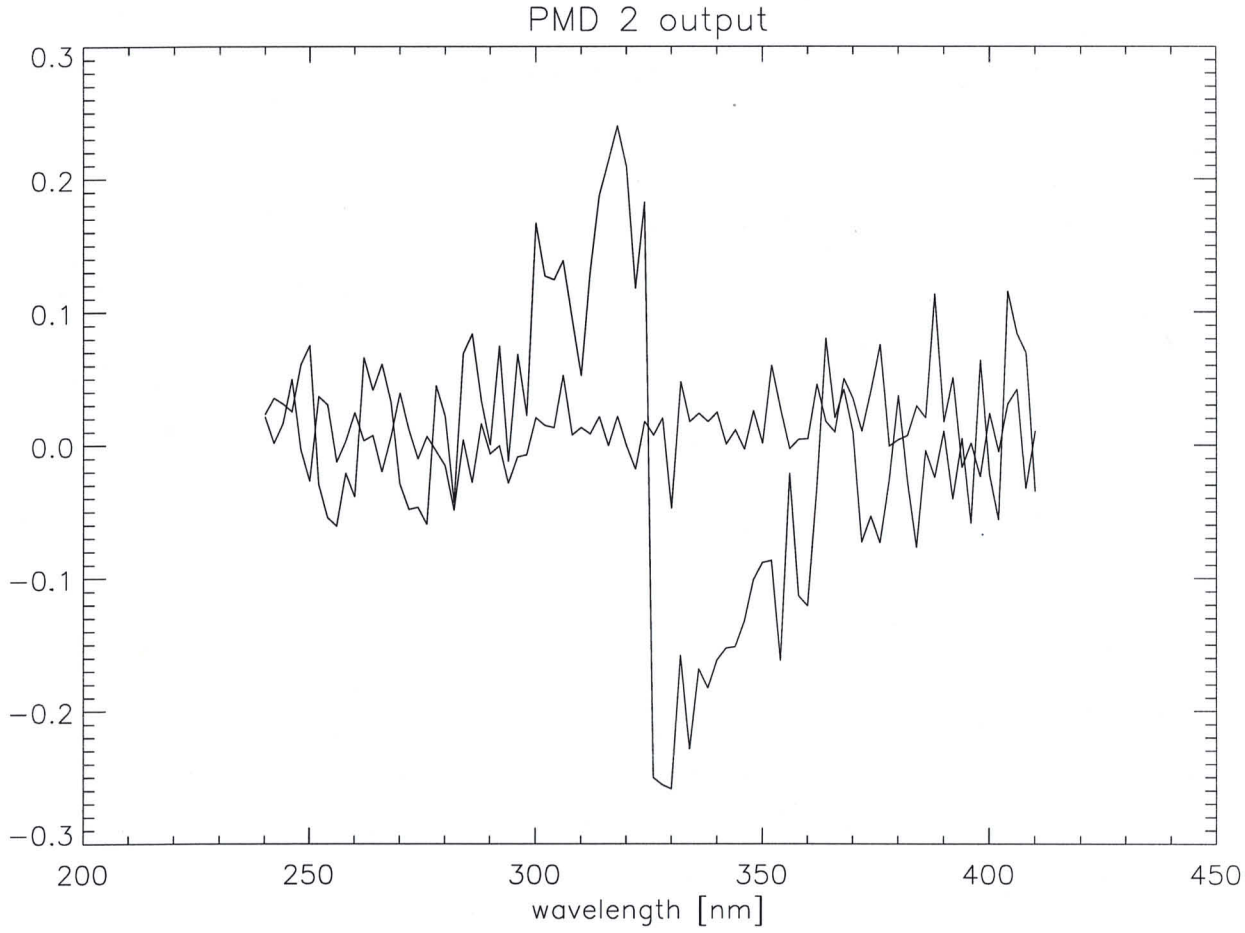
PMD 2 output
0.3
0.2
0.1
0.0
−0.1
−0.2
−0.3
200
250
300
350
400
450
wavelength [nm]

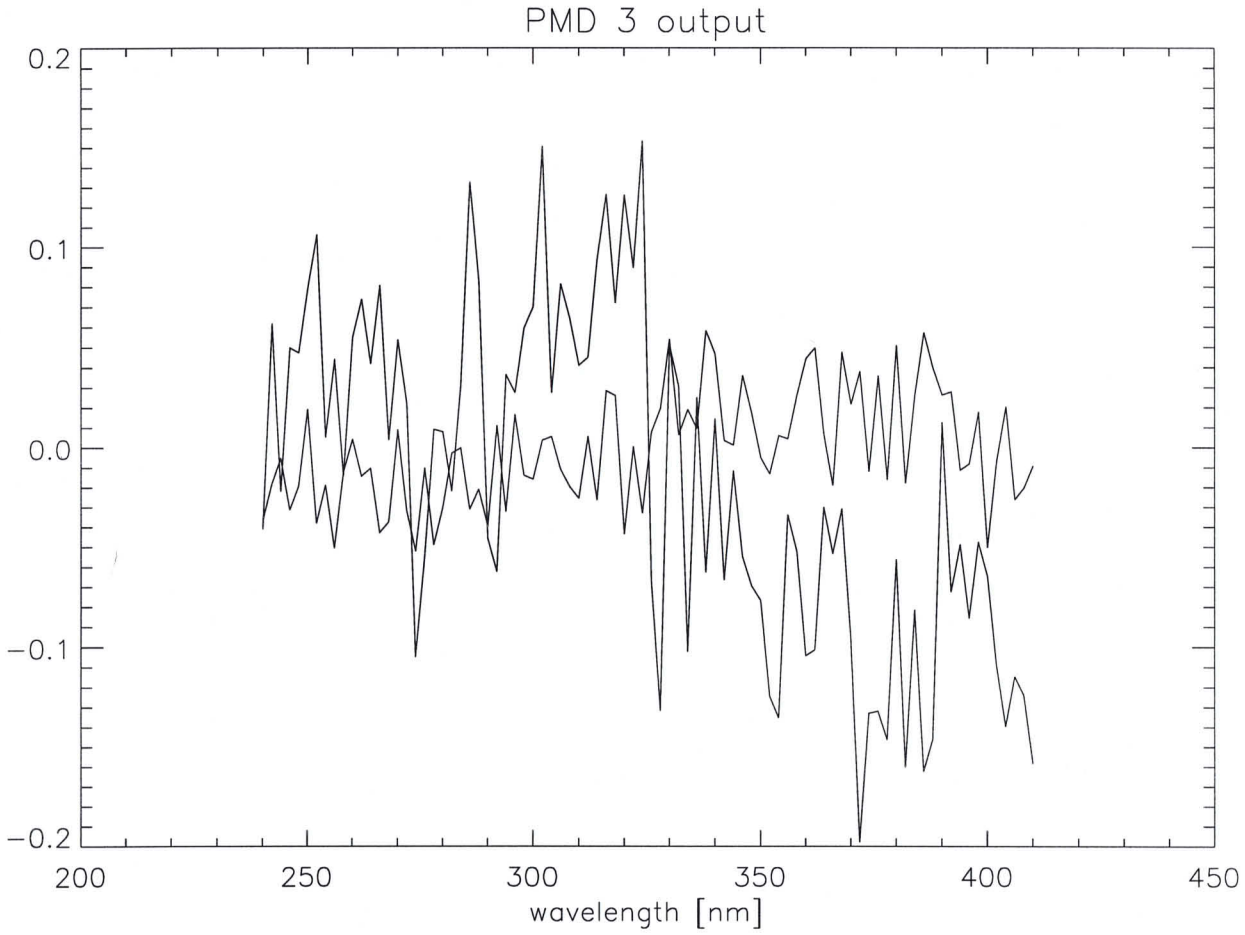
PMD 3 output
0.2
0.1
0.0
−0.1
−0.2
200
250
300
350
400
450
wavelength [nm]

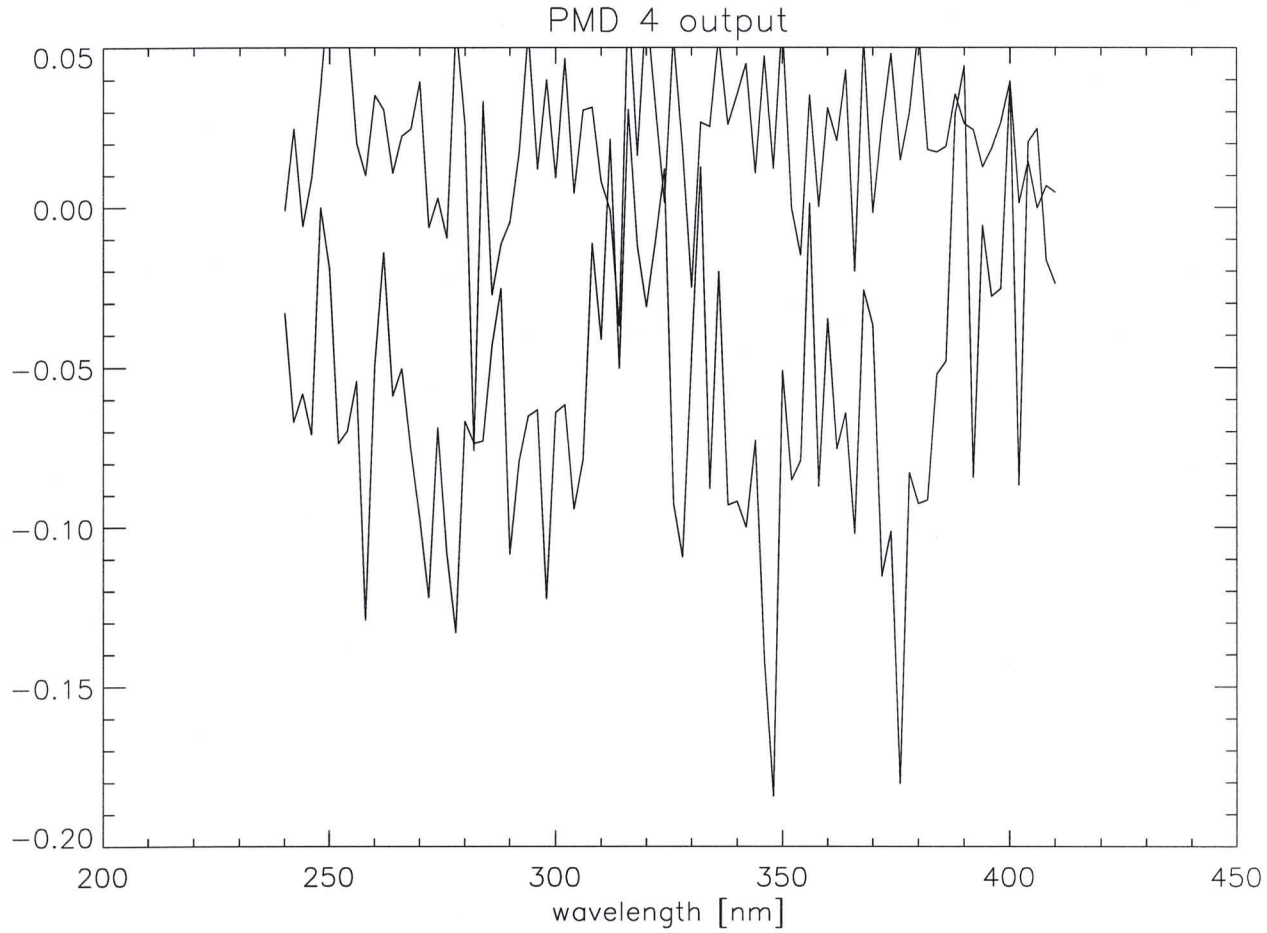
PMD 4 output
0.05
0.00
−0.05
−0.10
−0.15
−0.20
200
250
300
350
400
450
wavelength [nm]

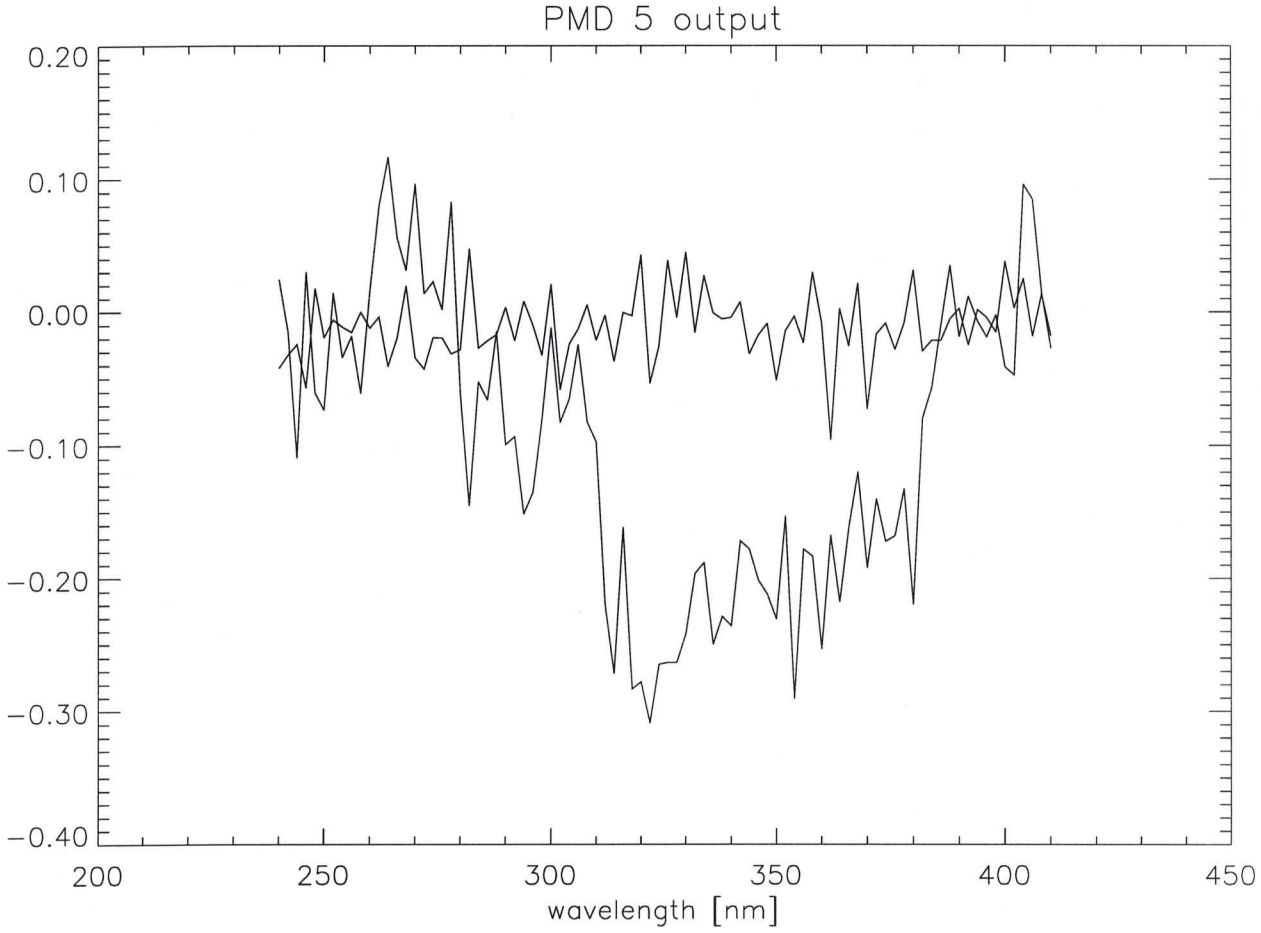
PMD 5 output
0.20
0.10
0.00
−0.10
−0.20
−0.30
−0.40
200
250
300
350
400
450
wavelength [nm]

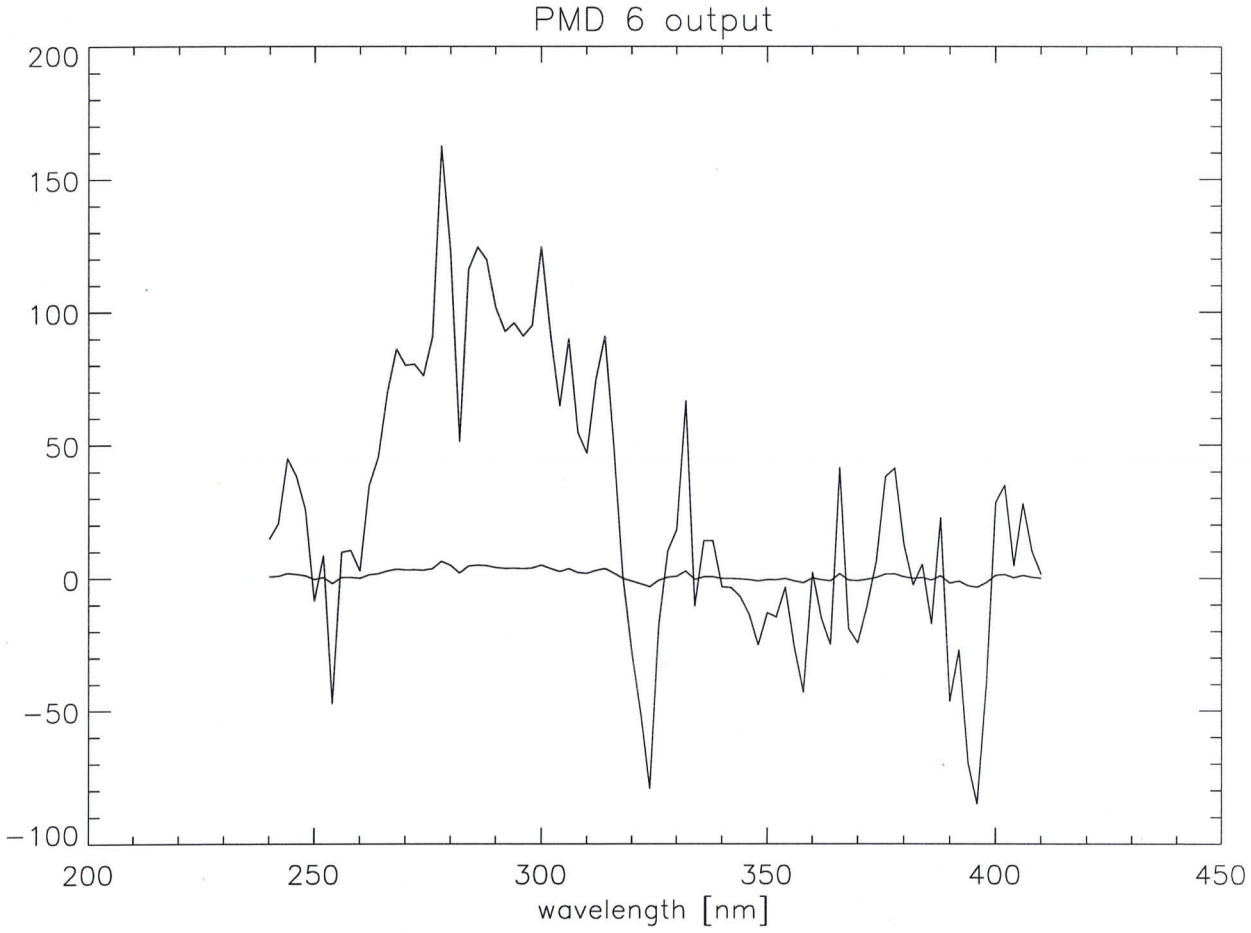
PMD 6 output
200
150
100
50
0
−50
−100
200
250
300
350
400
450
wavelength [nm]

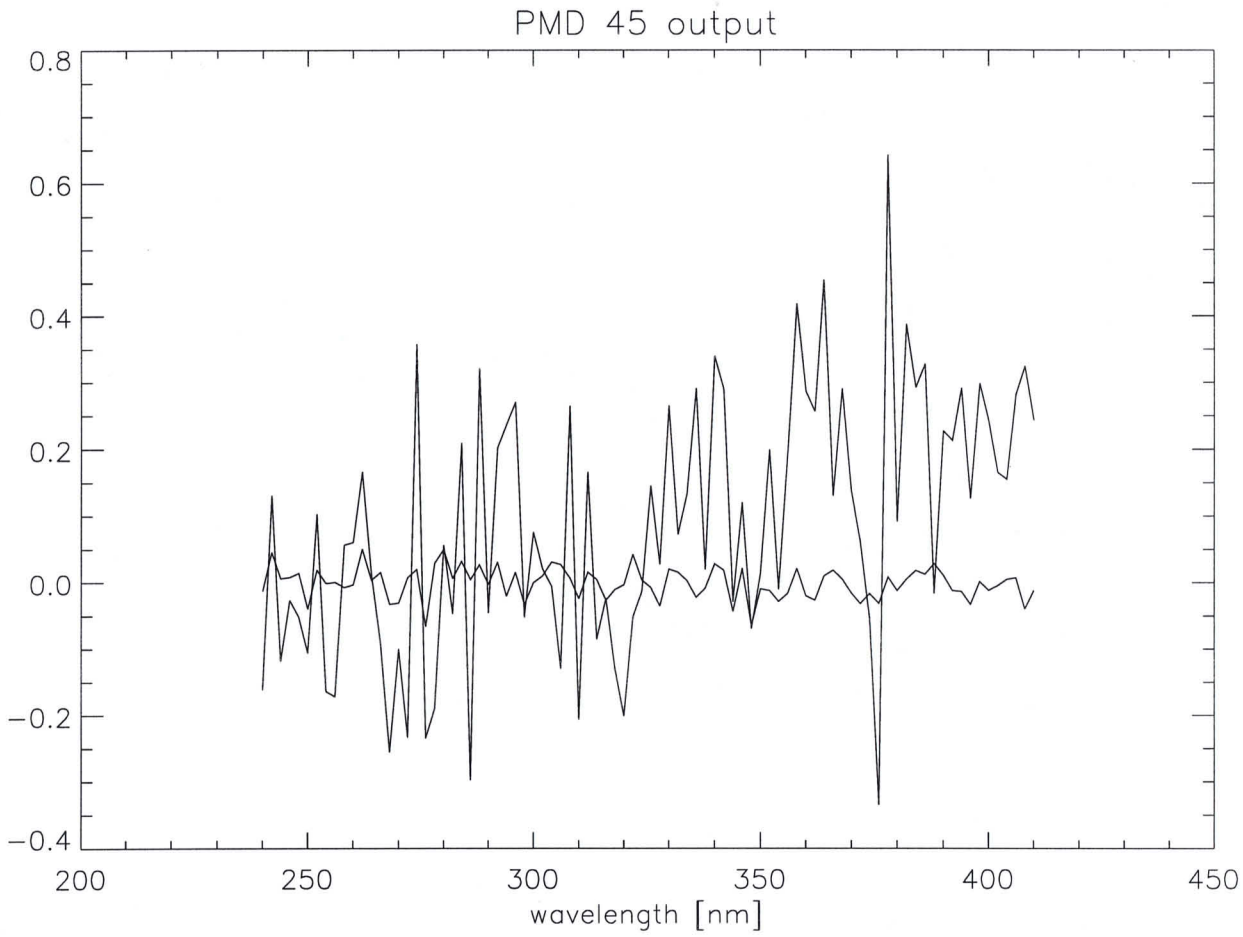
PMD 45 output
0.8
0.6
0.4
0.2
0.0
−0.2
−0.4
200
250
300
350
400
450
wavelength [nm]

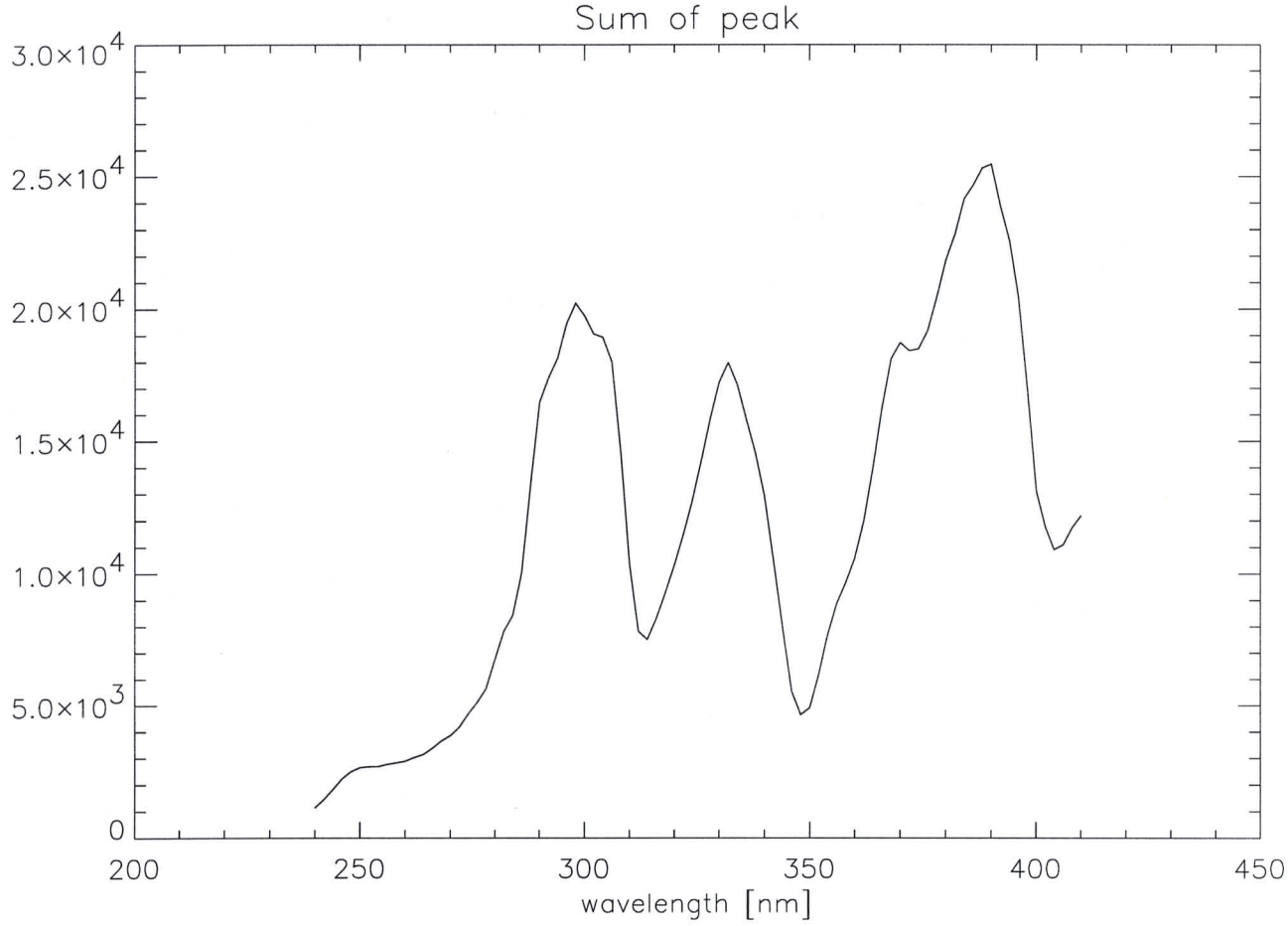
Sum of peak
3.0×10^4
2.5×10^4
2.0×10^4
1.5×10^4
1.0×10^4
5.0×10^3
0
200
250
300
350
400
450
wavelength [nm]

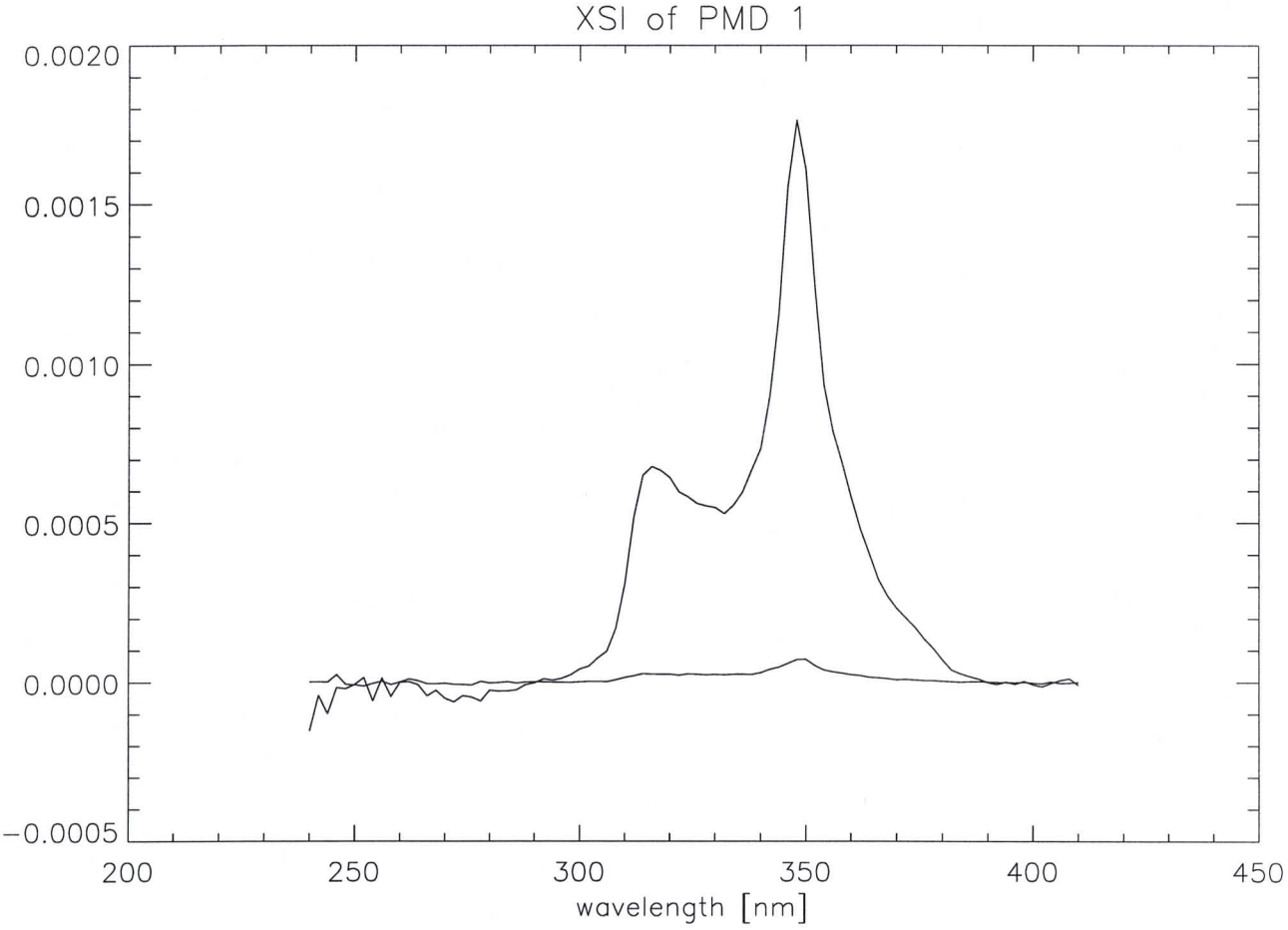
XSI of PMD 1
0.0020
0.0015
0.0010
0.0005
0.0000
−0.0005
200
250
300
350
400
450
wavelength [nm]

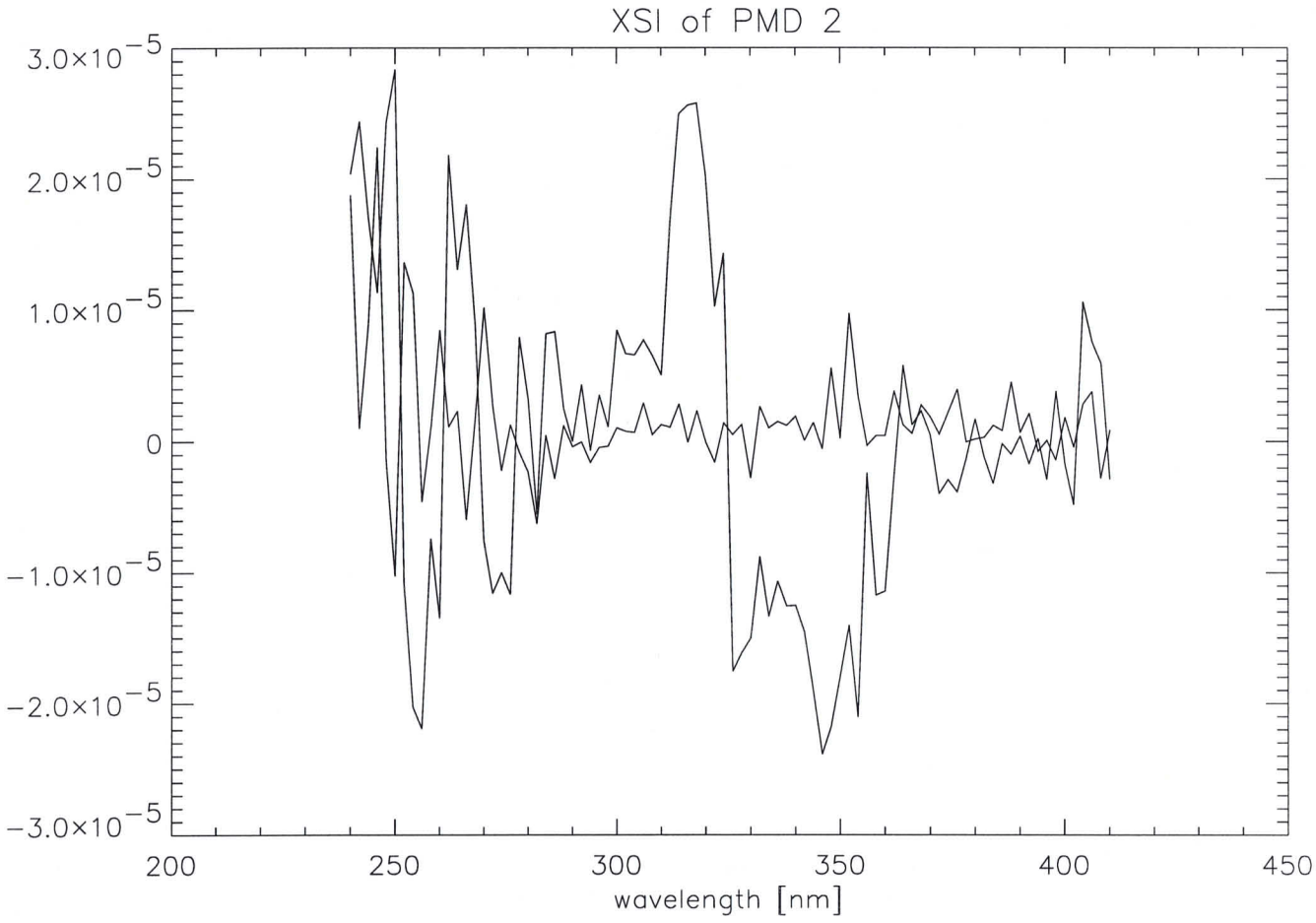
XSI of PMD 2
3.0×10−5
2.0×10−5
1.0×10−5
0
−1.0×10−5
−2.0×10−5
−3.0×10−5
200
250
300
350
400
450
wavelength [nm]

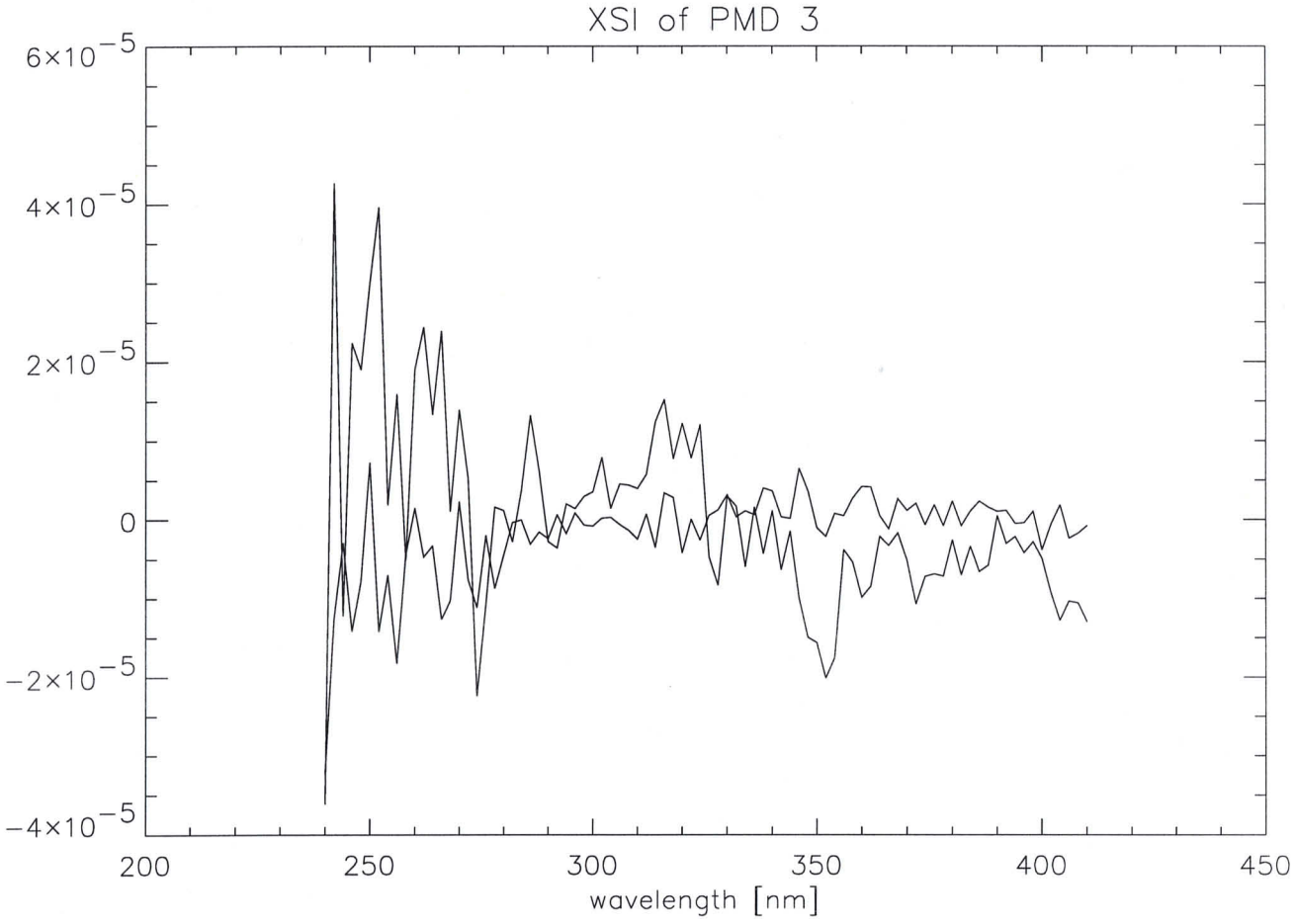
XSI of PMD 3
6×10−5
4×10−5
2×10−5
0
−2×10−5
−4×10−5
200
250
300
350
400
450
wavelength [nm]

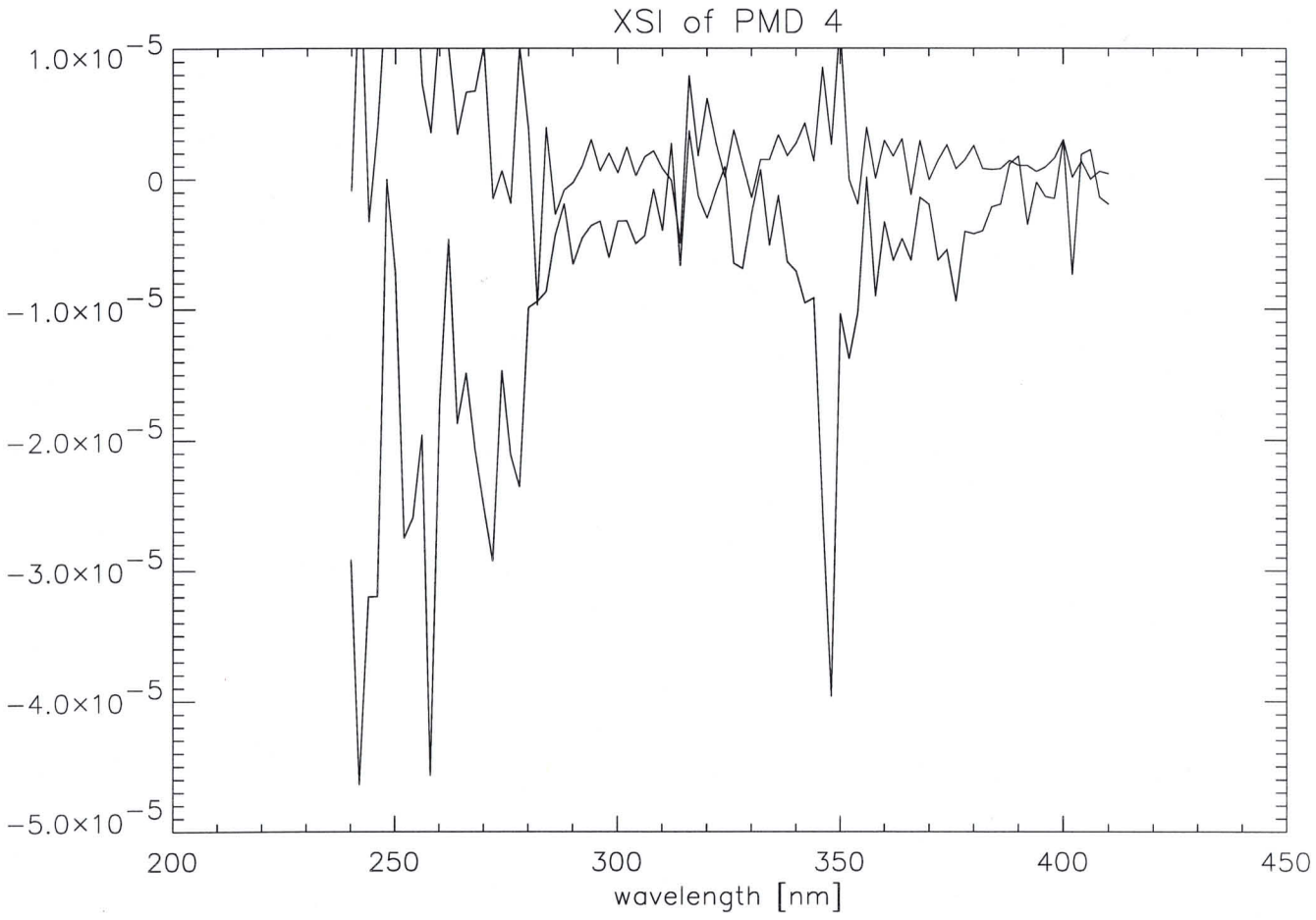
XSI of PMD 4
1.0×10−5
0
−1.0×10−5
−2.0×10−5
−3.0×10−5
−4.0×10−5
−5.0×10−5
200
250
300
350
400
450
wavelength [nm]

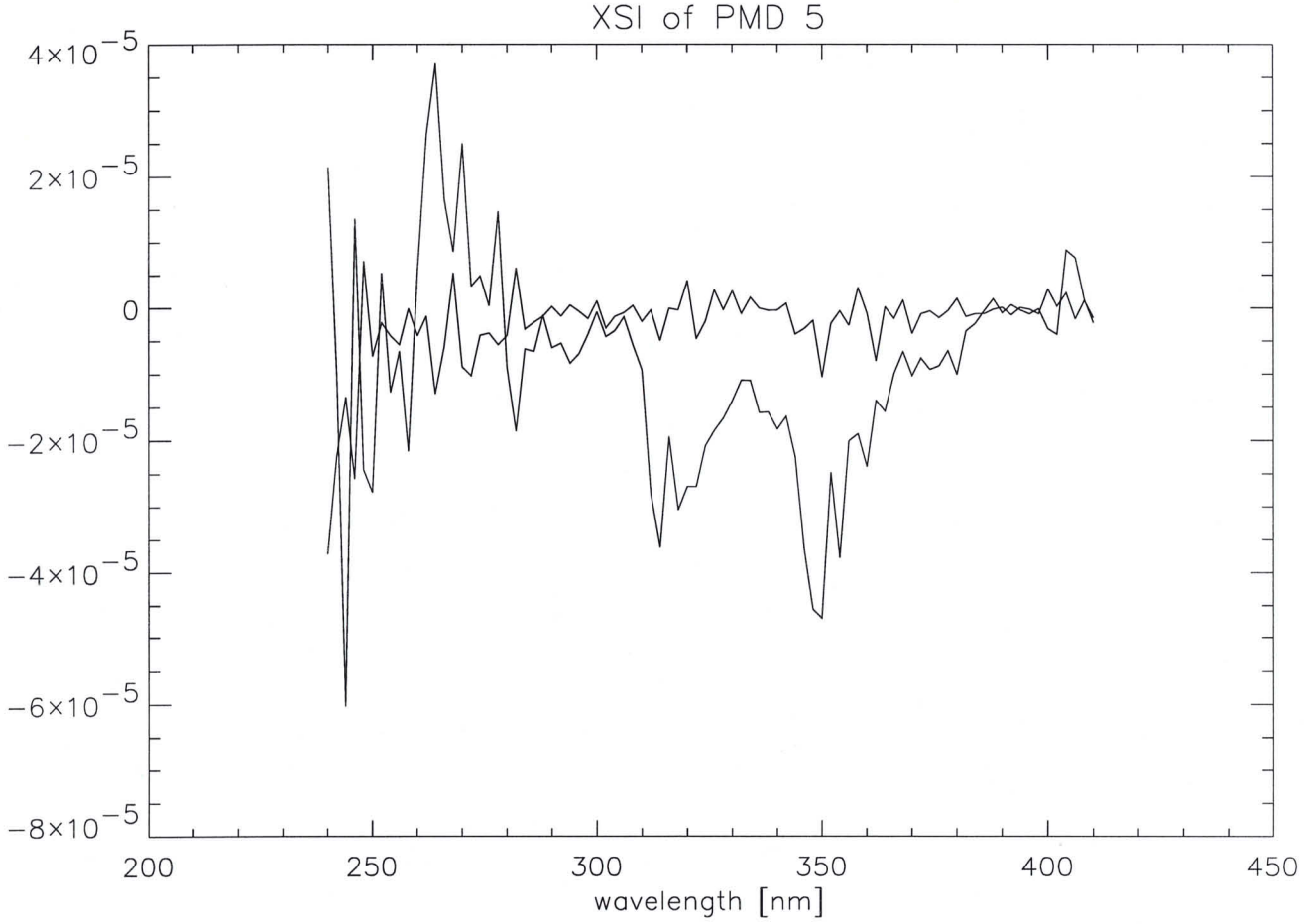
XSI of PMD 5
4×10−5
2×10−5
0
−2×10−5
−4×10−5
−6×10−5
−8×10−5
200
250
300
350
400
450
wavelength [nm]

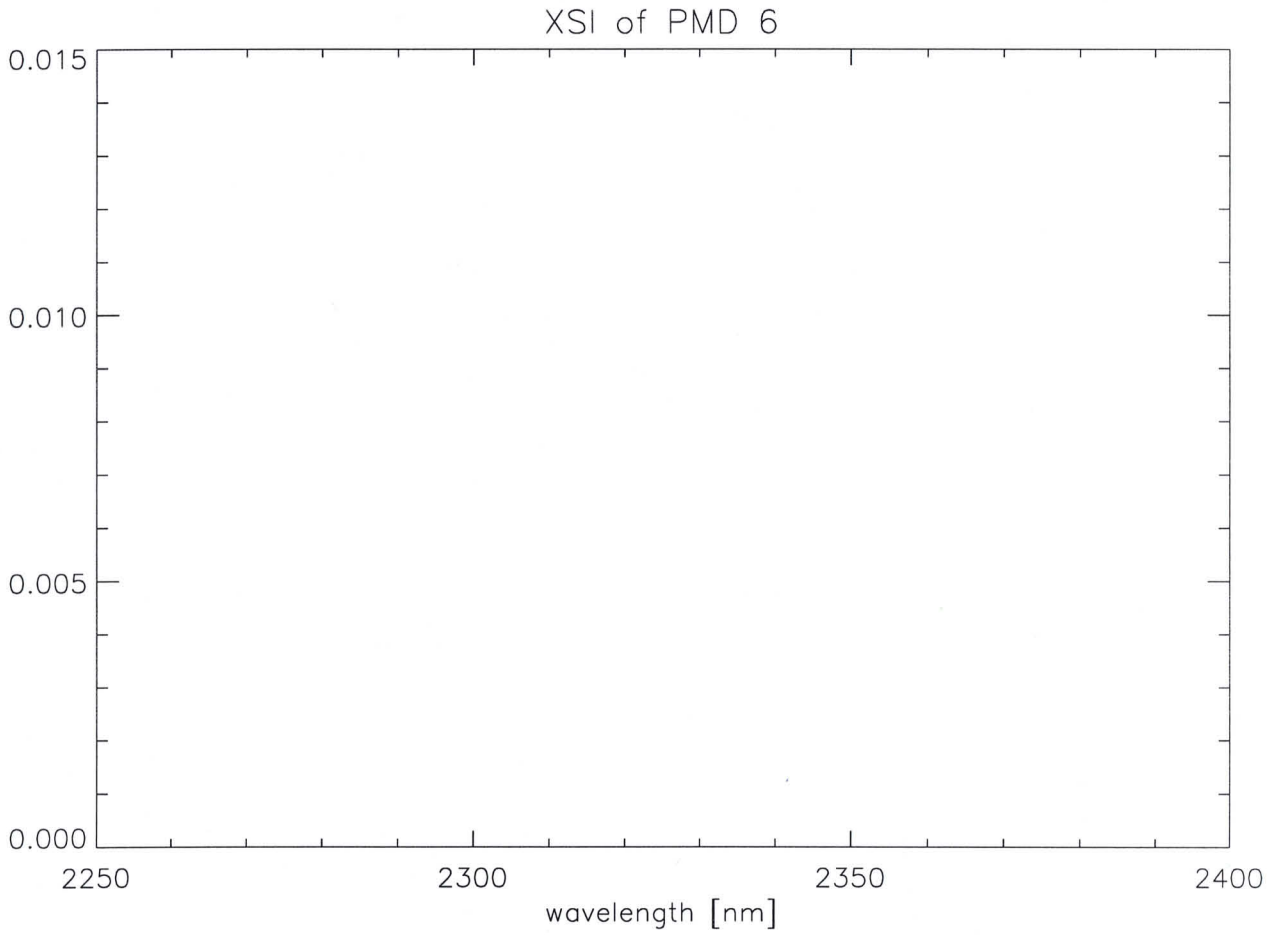
XSI of PMD 6
0.015
0.010
0.005
0.000
2250
2300
2350
2400
wavelength [nm]

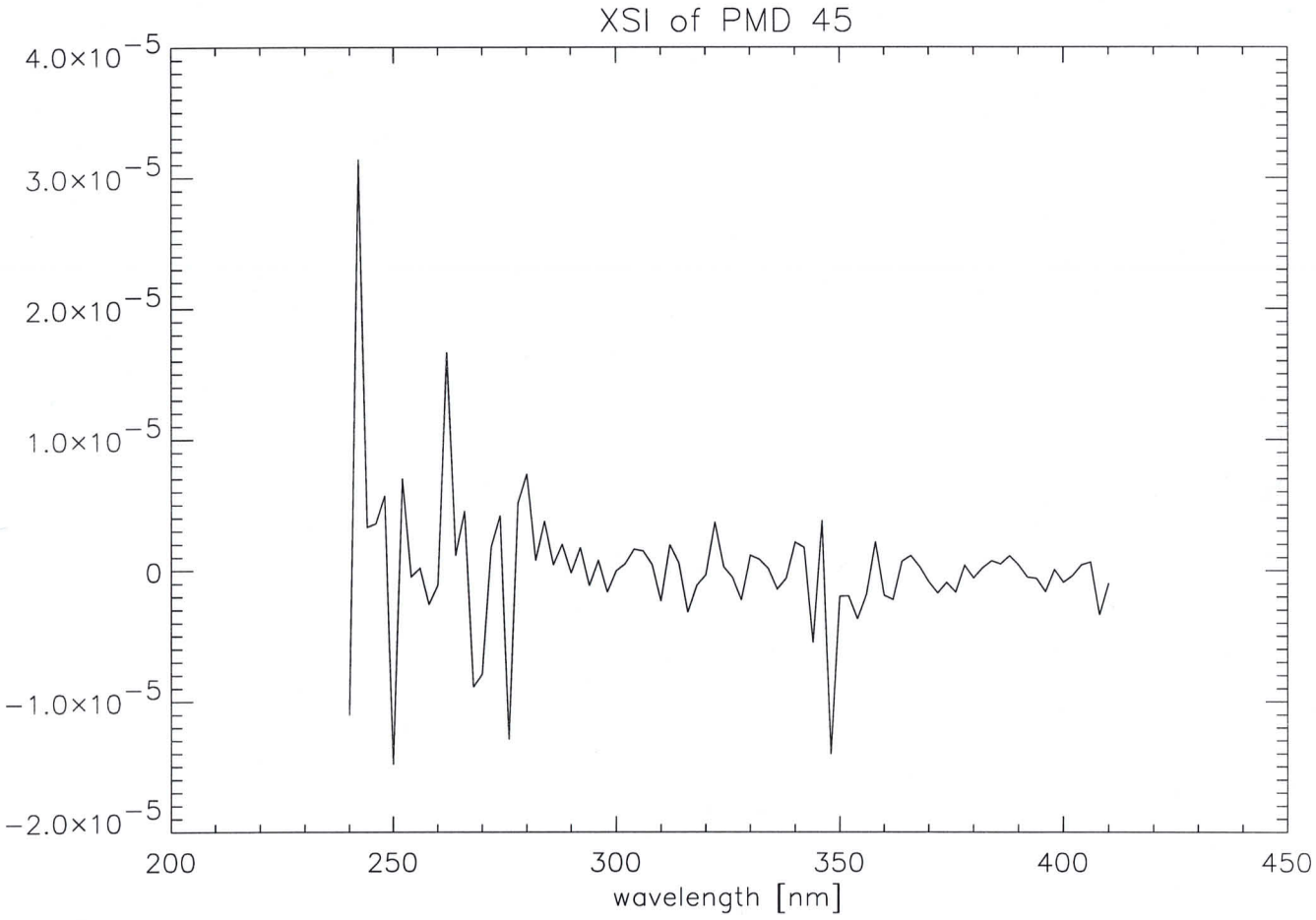
XSI of PMD 45
4.0×10−5
3.0×10−5
2.0×10−5
1.0×10−5
0
−1.0×10−5
−2.0×10−5
200
250
300
350
400
450
wavelength [nm]

```
Version:  0.1
Input files:  /disk1/scia/DATA-DIR/XSI-UV-I/9/control-file
 scia_08091998_015258509.egse_ltf.du1.avg.cal
 scia_08091998_015258509.egse_ltf.du2.avg.cal
 /disk1/scia/DATA-DIR/XSI-UV-I/9/scia_08091998_015258509.egse_ltf.ms240.avg.ca
 /disk1/scia/DATA-DIR/XSI-UV-I/9/scia_08091998_015258509.egse_ltf.ms242.avg.ca
 /disk1/scia/DATA-DIR/XSI-UV-I/9/scia_08091998_015258509.egse_ltf.ms244.avg.ca
 /disk1/scia/DATA-DIR/XSI-UV-I/9/scia_08091998_015258509.egse_ltf.ms246.avg.ca
 /disk1/scia/DATA-DIR/XSI-UV-I/9/scia_08091998_015258509.egse_ltf.ms248.avg.ca
 /disk1/scia/DATA-DIR/XSI-UV-I/9/scia_08091998_015258509.egse_ltf.ms250.avg.ca
 /disk1/scia/DATA-DIR/XSI-UV-I/9/scia_08091998_015258509.egse_ltf.ms252.avg.ca
 /disk1/scia/DATA-DIR/XSI-UV-I/9/scia_08091998_015258509.egse_ltf.ms254.avg.ca
 /disk1/scia/DATA-DIR/XSI-UV-I/9/scia_08091998_015258509.egse_ltf.ms256.avg.ca
 /disk1/scia/DATA-DIR/XSI-UV-I/9/scia_08091998_015258509.egse_ltf.ms258.avg.ca
 /disk1/scia/DATA-DIR/XSI-UV-I/9/scia_08091998_015258509.egse_ltf.ms260.avg.ca
 /disk1/scia/DATA-DIR/XSI-UV-I/9/scia_08091998_015258509.egse_ltf.ms262.avg.ca
 /disk1/scia/DATA-DIR/XSI-UV-I/9/scia_08091998_015258509.egse_ltf.ms264.avg.ca
 /disk1/scia/DATA-DIR/XSI-UV-I/9/scia_08091998_015258509.egse_ltf.ms266.avg.ca
 /disk1/scia/DATA-DIR/XSI-UV-I/9/scia_08091998_015258509.egse_ltf.ms268.avg.ca
 /disk1/scia/DATA-DIR/XSI-UV-I/9/scia_08091998_015258509.egse_ltf.ms270.avg.ca
 /disk1/scia/DATA-DIR/XSI-UV-I/9/scia_08091998_015258509.egse_ltf.ms272.avg.ca
 /disk1/scia/DATA-DIR/XSI-UV-I/9/scia_08091998_015258509.egse_ltf.ms274.avg.ca
   isk1/scia/DATA-DIR/XSI-UV-I/9/scia_08091998_015258509.egse_ltf.ms276.avg.ca
 /disk1/scia/DATA-DIR/XSI-UV-I/9/scia_08091998_015258509.egse_ltf.ms278.avg.ca
 /disk1/scia/DATA-DIR/XSI-UV-I/9/scia_08091998_015258509.egse_ltf.ms280.avg.ca
 /disk1/scia/DATA-DIR/XSI-UV-I/9/scia_08091998_015258509.egse_ltf.ms282.avg.ca
 /disk1/scia/DATA-DIR/XSI-UV-I/9/scia_08091998_015258509.egse_ltf.ms284.avg.ca
 /disk1/scia/DATA-DIR/XSI-UV-I/9/scia_08091998_015258509.egse_ltf.ms286.avg.ca
 /disk1/scia/DATA-DIR/XSI-UV-I/9/scia_08091998_015258509.egse_ltf.ms288.avg.ca
 /disk1/scia/DATA-DIR/XSI-UV-I/9/scia_08091998_015258509.egse_ltf.ms290.avg.ca
 /disk1/scia/DATA-DIR/XSI-UV-I/9/scia_08091998_015258509.egse_ltf.ms292.avg.ca
 /disk1/scia/DATA-DIR/XSI-UV-I/9/scia_08091998_015258509.egse_ltf.ms294.avg.ca
 /disk1/scia/DATA-DIR/XSI-UV-I/9/scia_08091998_015258509.egse_ltf.ms296.avg.ca
 /disk1/scia/DATA-DIR/XSI-UV-I/9/scia_08091998_015258509.egse_ltf.ms298.avg.ca
 /disk1/scia/DATA-DIR/XSI-UV-I/9/scia_08091998_015258509.egse_ltf.ms300.avg.ca
 /disk1/scia/DATA-DIR/XSI-UV-I/9/scia_08091998_015258509.egse_ltf.ms302.avg.ca
 /disk1/scia/DATA-DIR/XSI-UV-I/9/scia_08091998_015258509.egse_ltf.ms304.avg.ca
 /disk1/scia/DATA-DIR/XSI-UV-I/9/scia_08091998_015258509.egse_ltf.ms306.avg.ca
 /disk1/scia/DATA-DIR/XSI-UV-I/9/scia_08091998_015258509.egse_ltf.ms308.avg.ca
 /disk1/scia/DATA-DIR/XSI-UV-I/9/scia_08091998_015258509.egse_ltf.ms310.avg.ca
 /disk1/scia/DATA-DIR/XSI-UV-I/9/scia_08091998_015258509.egse_ltf.ms312.avg.ca
   isk1/scia/DATA-DIR/XSI-UV-I/9/scia_08091998_015258509.egse_ltf.ms314.avg.ca
 /disk1/scia/DATA-DIR/XSI-UV-I/9/scia_08091998_015258509.egse_ltf.ms316.avg.ca
 /disk1/scia/DATA-DIR/XSI-UV-I/9/scia_08091998_015258509.egse_ltf.ms318.avg.ca
 /disk1/scia/DATA-DIR/XSI-UV-I/9/scia_08091998_015258509.egse_ltf.ms320.avg.ca
 /disk1/scia/DATA-DIR/XSI-UV-I/9/scia_08091998_015258509.egse_ltf.ms322.avg.ca
 /disk1/scia/DATA-DIR/XSI-UV-I/9/scia_08091998_015258509.egse_ltf.ms324.avg.ca
 /disk1/scia/DATA-DIR/XSI-UV-I/9/scia_08091998_015258509.egse_ltf.ms326.avg.ca
 /disk1/scia/DATA-DIR/XSI-UV-I/9/scia_08091998_015258509.egse_ltf.ms328.avg.ca
 /disk1/scia/DATA-DIR/XSI-UV-I/9/scia_08091998_015258509.egse_ltf.ms330.avg.ca
 /disk1/scia/DATA-DIR/XSI-UV-I/9/scia_08091998_015258509.egse_ltf.ms332.avg.ca
 /disk1/scia/DATA-DIR/XSI-UV-I/9/scia_08091998_015258509.egse_ltf.ms334.avg.ca
 /disk1/scia/DATA-DIR/XSI-UV-I/9/scia_08091998_015258509.egse_ltf.ms336.avg.ca
 /disk1/scia/DATA-DIR/XSI-UV-I/9/scia_08091998_015258509.egse_ltf.ms338.avg.ca
 /disk1/scia/DATA-DIR/XSI-UV-I/9/scia_08091998_015258509.egse_ltf.ms340.avg.ca
 /disk1/scia/DATA-DIR/XSI-UV-I/9/scia_08091998_015258509.egse_ltf.ms342.avg.ca
 /disk1/scia/DATA-DIR/XSI-UV-I/9/scia_08091998_015258509.egse_ltf.ms344.avg.ca
 /disk1/scia/DATA-DIR/XSI-UV-I/9/scia_08091998_015258509.egse_ltf.ms346.avg.ca
 /disk1/scia/DATA-DIR/XSI-UV-I/9/scia_08091998_015258509.egse_ltf.ms348.avg.ca
 /disk1/scia/DATA-DIR/XSI-UV-I/9/scia_08091998_015258509.egse_ltf.ms350.avg.ca
 /disk1/scia/DATA-DIR/XSI-UV-I/9/scia_08091998_015258509.egse_ltf.ms352.avg.ca
 /disk1/scia/DATA-DIR/XSI-UV-I/9/scia_08091998_015258509.egse_ltf.ms354.avg.ca
 /disk1/scia/DATA-DIR/XSI-UV-I/9/scia_08091998_015258509.egse_ltf.ms356.avg.ca
 /disk1/scia/DATA-DIR/XSI-UV-I/9/scia_08091998_015258509.egse_ltf.ms358.avg.ca
```

/disk1/scia/DATA-DIR/XSI-UV-I/9/scia_08091998_015258509.egse_ltf.ms360.avg.ca
/disk1/scia/DATA-DIR/XSI-UV-I/9/scia_08091998_015258509.egse_ltf.ms362.avg.ca
/disk1/scia/DATA-DIR/XSI-UV-I/9/scia_08091998_015258509.egse_ltf.ms364.avg.ca
/disk1/scia/DATA-DIR/XSI-UV-I/9/scia_08091998_015258509.egse_ltf.ms366.avg.ca
/disk1/scia/DATA-DIR/XSI-UV-I/9/scia_08091998_015258509.egse_ltf.ms368.avg.ca
/disk1/scia/DATA-DIR/XSI-UV-I/9/scia_08091998_015258509.egse_ltf.ms370.avg.ca
/disk1/scia/DATA-DIR/XSI-UV-I/9/scia_08091998_015258509.egse_ltf.ms372.avg.ca
/disk1/scia/DATA-DIR/XSI-UV-I/9/scia_08091998_015258509.egse_ltf.ms374.avg.ca
/disk1/scia/DATA-DIR/XSI-UV-I/9/scia_08091998_015258509.egse_ltf.ms376.avg.ca
/disk1/scia/DATA-DIR/XSI-UV-I/9/scia_08091998_015258509.egse_ltf.ms378.avg.ca
/disk1/scia/DATA-DIR/XSI-UV-I/9/scia_08091998_015258509.egse_ltf.ms380.avg.ca
/disk1/scia/DATA-DIR/XSI-UV-I/9/scia_08091998_015258509.egse_ltf.ms382.avg.ca
/disk1/scia/DATA-DIR/XSI-UV-I/9/scia_08091998_015258509.egse_ltf.ms384.avg.ca
/disk1/scia/DATA-DIR/XSI-UV-I/9/scia_08091998_015258509.egse_ltf.ms386.avg.ca
/disk1/scia/DATA-DIR/XSI-UV-I/9/scia_08091998_015258509.egse_ltf.ms388.avg.ca
/disk1/scia/DATA-DIR/XSI-UV-I/9/scia_08091998_015258509.egse_ltf.ms390.avg.ca
/disk1/scia/DATA-DIR/XSI-UV-I/9/scia_08091998_015258509.egse_ltf.ms392.avg.ca
/disk1/scia/DATA-DIR/XSI-UV-I/9/scia_08091998_015258509.egse_ltf.ms394.avg.ca
/disk1/scia/DATA-DIR/XSI-UV-I/9/scia_08091998_015258509.egse_ltf.ms396.avg.ca
/disk1/scia/DATA-DIR/XSI-UV-I/9/scia_08091998_015258509.egse_ltf.ms398.avg.ca
/disk1/scia/DATA-DIR/XSI-UV-I/9/scia_08091998_015258509.egse_ltf.ms400.avg.ca
/disk1/scia/DATA-DIR/XSI-UV-I/9/scia_08091998_015258509.egse_ltf.ms402.avg.ca
isk1/scia/DATA-DIR/XSI-UV-I/9/scia_08091998_015258509.egse_ltf.ms404.avg.ca
/disk1/scia/DATA-DIR/XSI-UV-I/9/scia_08091998_015258509.egse_ltf.ms406.avg.ca
/disk1/scia/DATA-DIR/XSI-UV-I/9/scia_08091998_015258509.egse_ltf.ms408.avg.ca
/disk1/scia/DATA-DIR/XSI-UV-I/9/scia_08091998_015258509.egse_ltf.ms410.avg.ca
Processing:
Computation of XSI
PPG correction filename used: /disk1/scia/DATA-DIR/CORR/060998/ppg.cal
ETALON correction filename used: /disk1/scia/DATA-DIR/CORR/060998/etalon.cal
PIXEL correction filename used: /disk1/scia/DATA-DIR/CORR/060998/dead_bad.pix
WL correction filename used: /disk1/scia/DATA-DIR/CORR/060998/wl.data
STRAYLIGHT correction filename used: /disk1/scia/DATA-DIR/CORR/060998/stray.da
Processing time: Tue Sep 8 07:49:56 1998
Output file name:
/disk1/scia/DATA-DIR/XSI-UV-I/9/scia_08091998_015258509.egse_ltf.du1.avg.p1.ca