	LOG SHEET SCHIAMACHY CALIBRATION	
Date/Time	**Description of action**	**Measurement directory**
	zeta - limb - IR	
	dark seems ok	
	light seems ok	
	zeta is approx. 1	
	std. dev. of subsequent loops seems ok	
	limb compared with nadir =>	1
	Ratio 1.0 ↔ 1.1	

Formal Run of Measurement

(Measurement ID) ETA-IR-LIMB

TEST

Request for Actual Status	X	(cross out entries that are **not** requested.) Zeta
Request for Modification	X	(fill in only entries to be modified)
Request for Run	X	(no entries = run based on actual default settings)

Scanner Positions

Azimuth	-45.00	deg ✓
Elevation	-12.70	deg

Timeline for each Data Acquisition Period during Measurement

	1	2	3	4	5	6	7	8	9	10
State ID	13	✓								
Repetitions	1									

State Parameters for States used in Timeline (State ID must be given)

Channel	PET [s] or H#	Co-Adding	PET [s] or H#	Co-Adding	PET [s] or H#	Co-Adding	PET [s] or H#	Co-Adding
1a	64	1						
1b	64	1						
2b	16	4						
2a	16	4	✓					
3	0,5	8						
4	0,25	16						
5	0,25	16						
6	0.03125	64						
7	0,0625	64						
8	0,25	16						
State ID								

STEP 19.3
TEST

Zeta

Stimuli Settings for Existing Blocks in Measurement

Block No	Stimuli Setup ID	PPC [deg]	Polarizer [deg]	Shutter open/close	Acquisition Time [s]	Lambda [nm] Start	Stop	Step	Repetition Factor	Message	OS Setup Time [s]
1	2	19	129.1	cl	1	240	240	0	1	DU1	12
2.1	2	19	129.1	op	1	240	240	0	1	Wyd#	20
2.2	2	19	42.9	op	1	240	240	0	1	Wmd#	20
3.1	2	9	129.1	op	1	240	240	0	1	Wyb#	20
3.2	2	9	42.9	op	1	240	240	0	1	Wmb#	20
4	2	9	42.9	CL	1	240	240	0	1	DU2	8

Measurement Data Description

Test Purpose	Testrun PET's etc. ~~measure zeta (+45/-45) in Limb~~
Remark	GID 52
Data Directory	

Signatures

	Date	Signature
Issued	11/9/98	BB
< Performed		

Formal Run of Measurement

(Measurement ID) ETA-IR-LIMB

Request for Actual Status	X	(cross out entries that are not requested.)
Request for Modification	X	(fill in only entries to be modified)
Request for Run	X	(no entries = run based on actual default settings)

Scanner Positions

Azimuth	-45 00	deg ✓
Elevation	-12.70	deg

Timeline for each Data Acquisition Period during Measurement

	1	2	3	4	5	6	7	8	9	10
State ID	13	✓								
Repetitions	5									

State Parameters for States used in Timeline (State ID must be given)

STEP 19.3 TEST

Channel	PET [s] or H#	Co-Adding	PET [s] or H#	Co-Adding	PET [s] or H#	Co-Adding	PET [s] or H#	Co-Adding
1a	64	1						
1b	64	1						
2b	16	4						
2a	16	4	✓					
3	0.5	8						
4	0.25	16						
5	0.25	16						
6	0.03125	64						
7	0.0625	64						
8	0.25	16						
State ID								

Stimuli Settings for Existing Blocks in Measurement

Block No	Stimuli Setup ID	PPC [deg]	Polarizer [deg]	Shutter open/close	Acquisition Time [s]	Lambda [nm] Start	Stop	Step	Repetition Factor	Message	OS Setup Time [s]
1	2	19	129.1	cl	1	240	240	0	4	DU1	12
2.1	2	19	129.1	op	1	240	240	0	4	Wyd#	20
2.2	2	19	42.9	op	1	240	240	0	4	Wmd#	20
3.1	2	9	129.1	op	1	240	240	0	4	Wyb#	20
3.2	2	9	42.9	op	1	240	240	0	4	Wmb#	20
4	2	9	42.9	cl	1	240	240	0	4	DU2	8

✓

Measurement Data Description

Test Purpose	
Remark	GID 52
Data Directory	0254 -

Signatures

	Date	Signature
Issued	11/9/98	BB
< Performed	11.9.98	

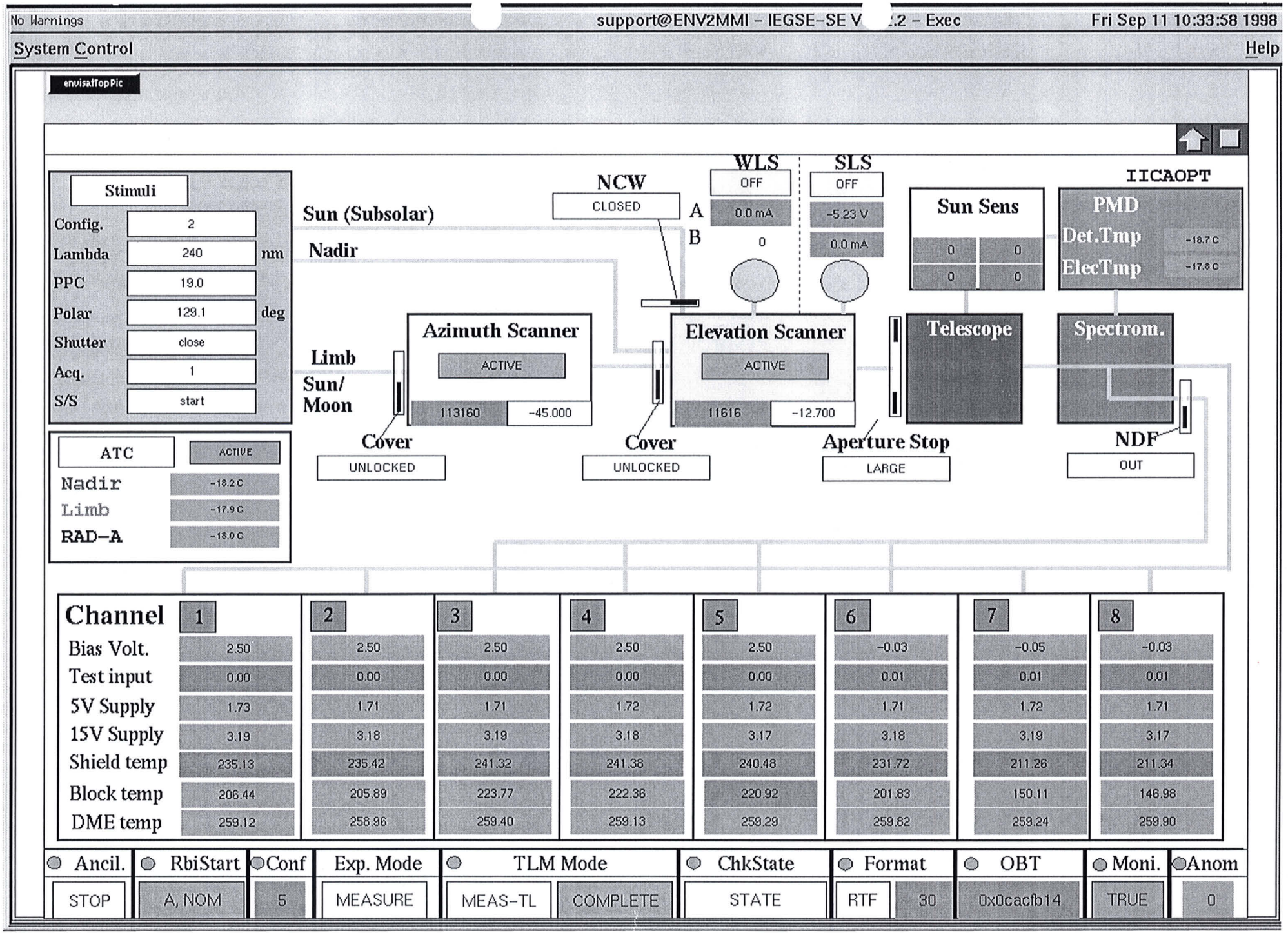
No Warnings
support@ENV2MMI - IEGSE-SE V .2 - Exec
Fri Sep 11 10:33:58 1998
System Control
Help
envisatTopPic
Stimuli
Config. 2
Lambda 240 nm
PPC 19.0
Polar 129.1 deg
Shutter close
Acq. 1
S/S start
ATC ACTIVE
Nadir -18.2 C
Limb -17.9 C
RAD-A -18.0 C
Sun (Subsolar)
Nadir
Limb
Sun/
Moon
NCW
CLOSED
A
B
WLS
OFF
0.0 mA
0
SLS
OFF
-5.23 V
0.0 mA
Sun Sens
0 0
0 0
IICAOPT
PMD
Det.Tmp -18.7 C
ElecTmp -17.8 C
Azimuth Scanner
ACTIVE
113160 -45.000
Elevation Scanner
ACTIVE
11616 -12.700
Telescope
Spectrom.
Cover
UNLOCKED
Cover
UNLOCKED
Aperture Stop
LARGE
NDF
OUT
Channel 1 2 3 4 5 6 7 8
Bias Volt. 2.50 2.50 2.50 2.50 2.50 -0.03 -0.05 -0.03
Test input 0.00 0.00 0.00 0.00 0.00 0.01 0.01 0.01
5V Supply 1.73 1.71 1.71 1.72 1.72 1.71 1.72 1.71
15V Supply 3.19 3.18 3.19 3.18 3.17 3.18 3.19 3.17
Shield temp 235.13 235.42 241.32 241.38 240.48 231.72 211.26 211.34
Block temp 206.44 205.89 223.77 222.36 220.92 201.83 150.11 146.98
DME temp 259.12 258.96 259.40 259.13 259.29 259.82 259.24 259.90
Ancil. STOP
RbiStart A, NOM
Conf 5
Exp. Mode MEASURE
TLM Mode MEAS-TL COMPLETE
ChkState STATE
Format RTF 30
OBT 0x0cacfb14
Moni. TRUE
Anom 0

STEP	ACTION	RESULT	MARKER
Intro	Your name: Date:	G Doegla 11/9/'98	
	What's the name of the (main) data input files generated by the EGSE? `(*.dat)`	scia... -125217616 -132601948	(A)
	Setup a three-window configuration on your SUN.		see course descr.

Cnstr directory	`cd ~/DATA-DIR/ETA-IR/ ; ls -l`
	highest number in directory?
	New directory: `mkdir <B+1>`
	`ls -l`
	What's now the highest number in directory?
	<C> should be <B> + 1
	directory name is:
		1
		
		2
		(Y) / N
		~/DATA-DIR/~~ETA-IR~~/<C>
			Note: In window DATA-DIR
			(B)
			
			(C)
			(DIR-NAME)

Copy data	See Analysis sheet: Transfer Data File	(Y) / N zeta_limb-R	In DATA-DIR window
Cnstr EGSE_LTF	`cal_raw2ltf .` (Error messages are not necessarily fatal; check with SOLAN --in solan window-- whether output file is okay: there should be a signal present, and `dremark1` labels should be filled) `ls -l *.egse_ltf`		Note: In window DATA-DIR; ***don't forget the dot !!!;*** *May take more than 15 mins.*
	What's the name of the egse_ltf file	scia... -125217616.	(D)
	`<D> should be <A>.egse_ltf`	Y / N	
Cnstr CAL files	`idl run_averscia` (and select file <D> when asked)		Note: In window IDL
Check CAL files	Dark files: `ls -l *du*.avg.cal`		
	size:	8	should be approx 150Kb
	S-pol file: `ls -l *ws*.avg.cal`		
	size:	8	should be approx 150Kb
	P-pol file:		

	`ls -l *.wp*.avg cal`		
	size:	8	should be approx 150Kb
	Note: all files should be present, if not: (a) Check file <D> using SOLAN and check whether DU, WS and WP labels are present in `dremark1` labels (b) Check if enough disk space is available (Unix command `df -k | more`).		
Print postscript	Print postscript files: `lpr -P<printer> *.ps` Contents dark file `*du*.avg.cal.ps` should be approx. constant within channels:	Y / N	
	Contents P file `*wp*.avg.cal` should resemble white light source:	Y / N	
	Contents S file `*ws*.avg.cal.ps` and `*wp*.avg.cal.ps` should resemble white light source:	Y / N	
	Contents of `*rel_std.cal.ps` files should be smaller than 0.01 (pixel 300 -- 800) for all channels. If not, value is:	Y / N _____	
	Add postscript images to logbook, done	Y / N	
Print logfiles	`lpr -P<printer> *.log`		
	Add logfiles to logbook, done	Y / N	

ETA processing

Run ETA	`idl do_eta`		In IDL window
Check ETA	`ls -l *.p1.* | more`		In DATA-DIR window
	Size of file `<D>.du*.avg.cal.[b|d].p1.cal`	145998	should be approx 150Kb
	Size of file `<D>.du*.avg.cal.[b|d].p1.log`	145998	

Check ETA visually	Size of file `<D>.du*.avg.cal.[b|d].p1.ps`	141886 (b) ~~142012~~ (d)
	`lpr -P<printer> <D>.*du.*.p1.cal.ps`	
	Value of ETA in each channel (pixel 300 -- 800) between 0 and 3? (In channels 5-8).	Y / N
	Value of ETA resembles expected ETA (see [Predicted PFM calibration results])?	Y / N ? no pred. results available
	Add postscript images to logbook, done	Y / N
Print logfiles	`lpr -P<printer> <D>.du*.p1.cal.log`	
	Add logfiles to logbook, done	Y / N
Back up	Create 3 sets of backup CDs of directory <DIR-NAME> (One CD has a capacity of 600 Mbytes, the UNIX command `/usr/bin/du -k .` gives the number of kilo bytes in the current directory).	See analysis sheet BackUp
	Name of backup CDs	110998D
Sign:	Name	G Doegla
	Date and time	11-9-98 2200
	Signature	GD

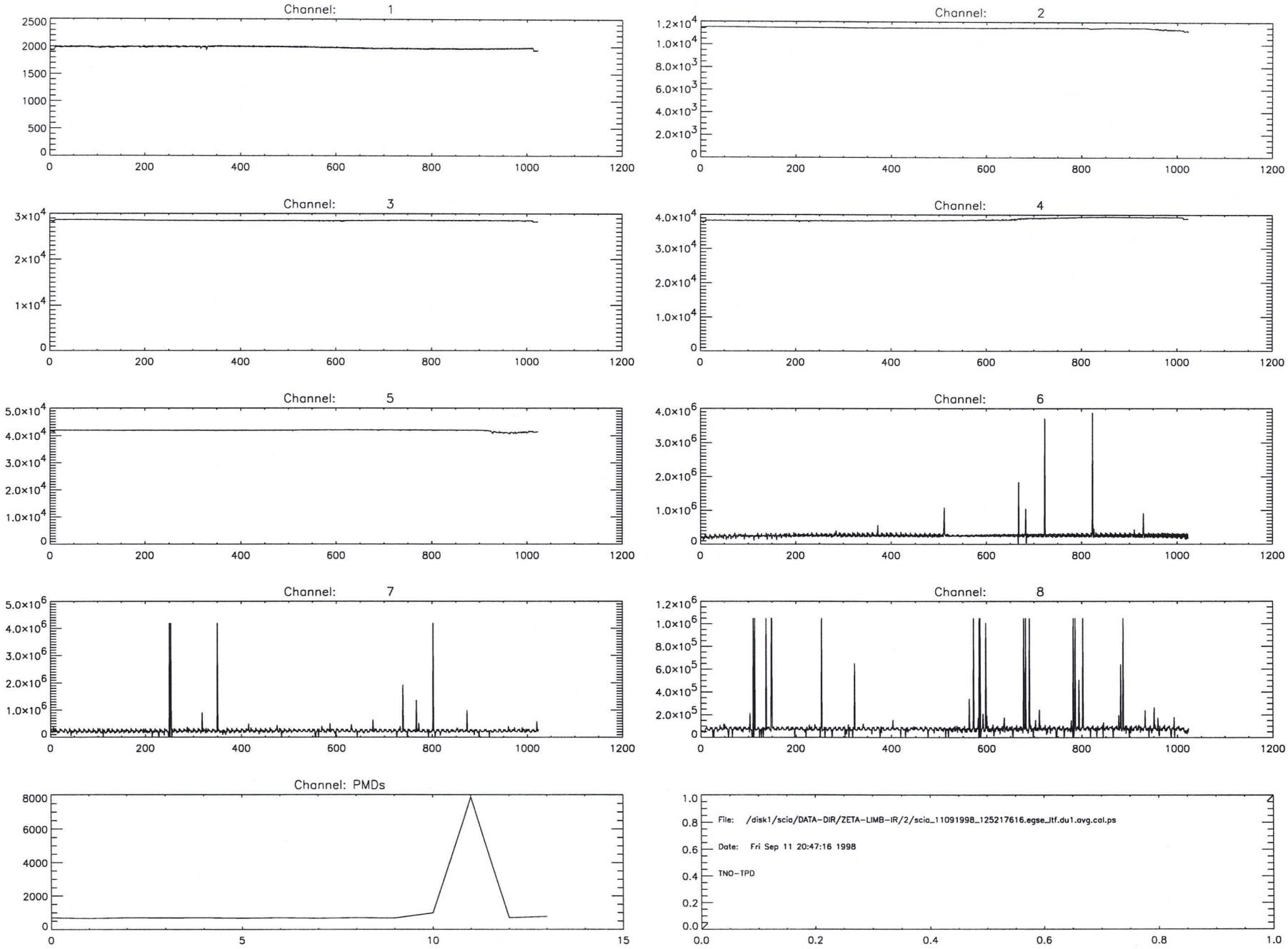
Channel: 1
Channel: 2
Channel: 3
Channel: 4
Channel: 5
Channel: 6
Channel: 7
Channel: 8
Channel: PMDs
File: /disk1/scia/DATA-DIR/ZETA-LIMB-IR/2/scia_11091998_125217616.egse_ltf.du1.avg.cal.ps
Date: Fri Sep 11 20:47:16 1998
TNO-TPD

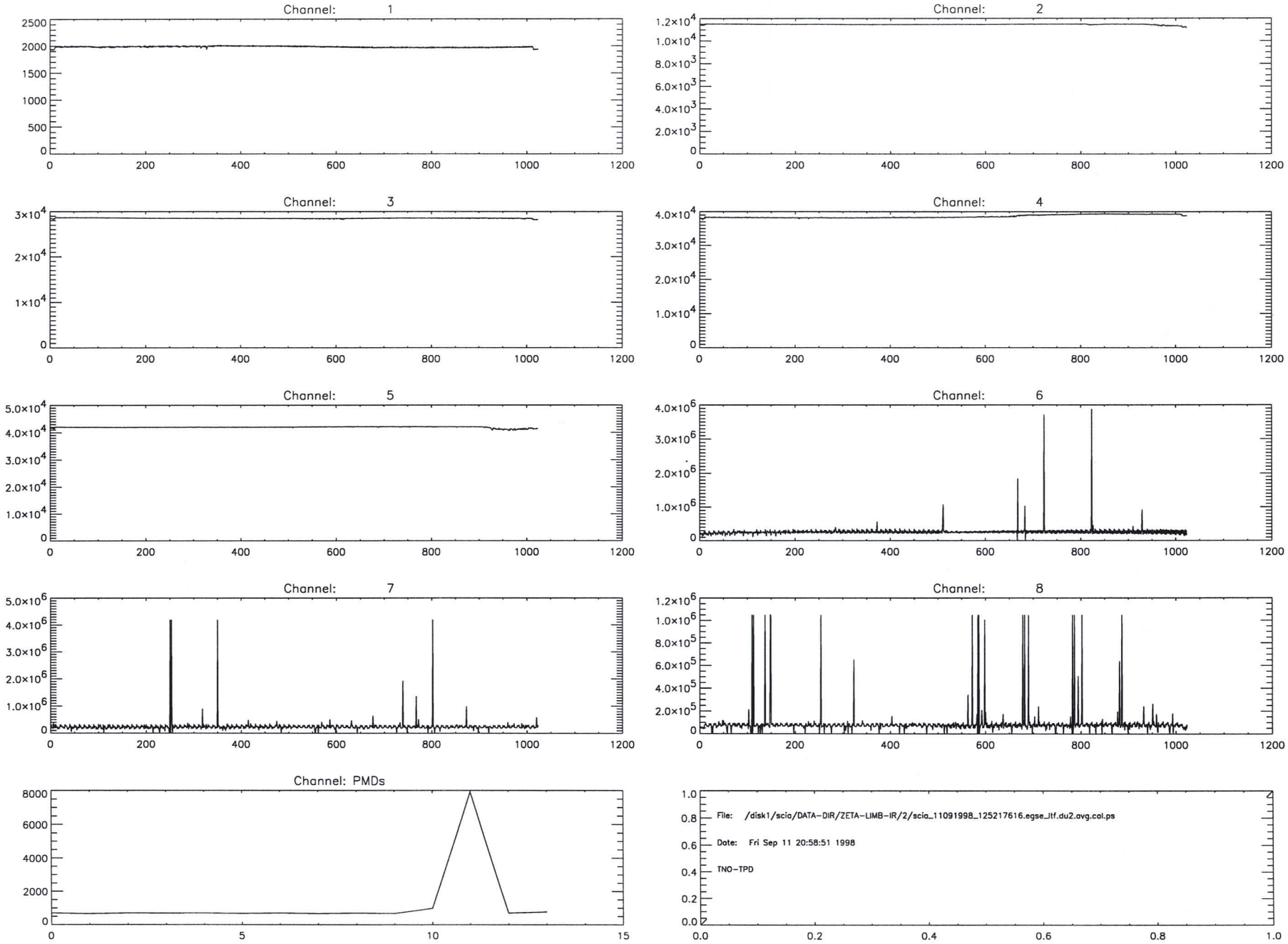
Channel: 1
Channel: 2
Channel: 3
Channel: 4
Channel: 5
Channel: 6
Channel: 7
Channel: 8
Channel: PMDs
File: /disk1/scia/DATA-DIR/ZETA-LIMB-IR/2/scia_11091998_125217616.egse_itf.du2.avg.cal.ps
Date: Fri Sep 11 20:58:51 1998
TNO-TPD

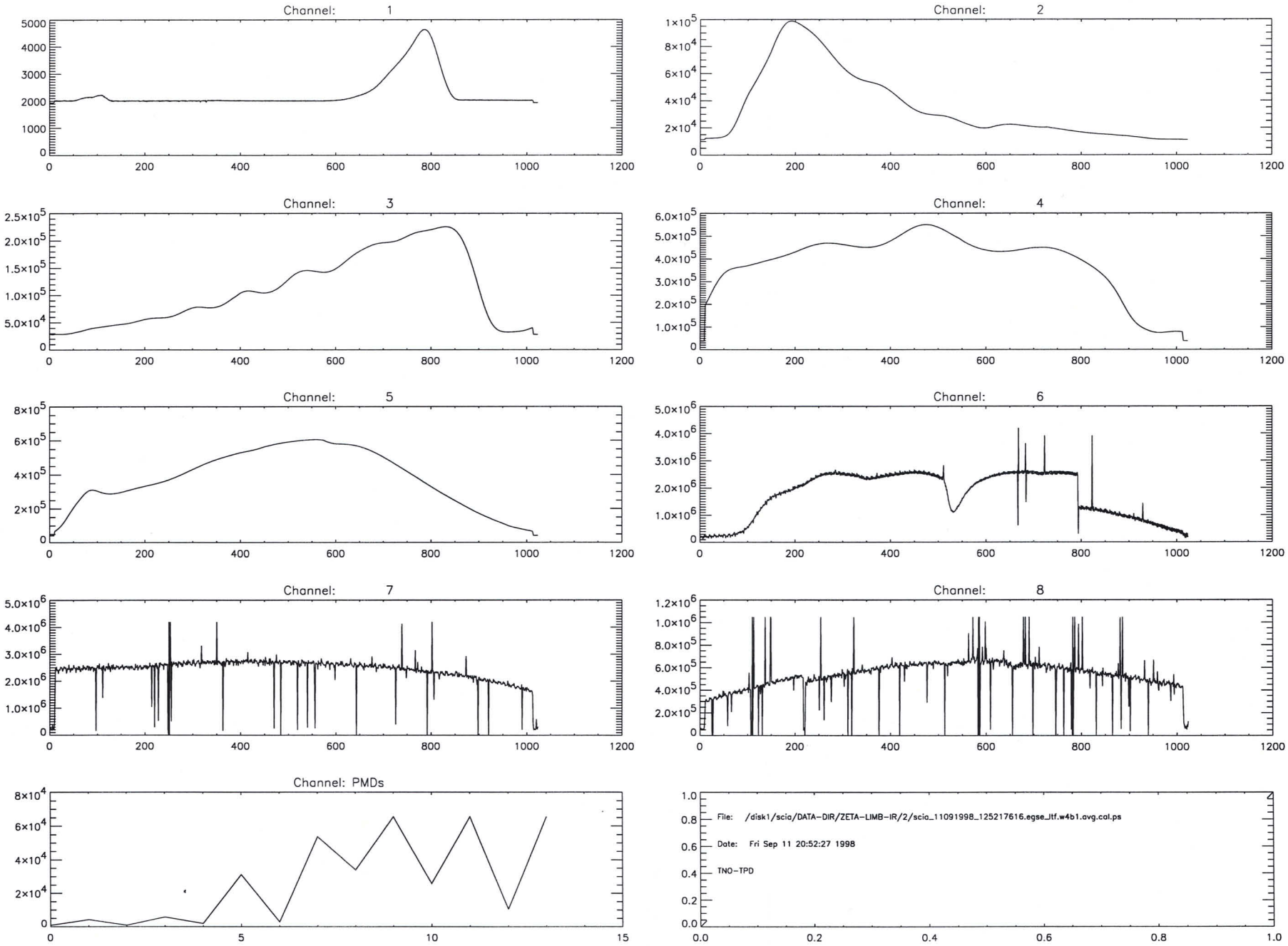
Channel: 1
Channel: 2
Channel: 3
Channel: 4
Channel: 5
Channel: 6
Channel: 7
Channel: 8
Channel: PMDs
File: /disk1/scia/DATA-DIR/ZETA-LIMB-IR/2/scia_11091998_125217616.egse_ltf.w4b1.avg.cal.ps
Date: Fri Sep 11 20:52:27 1998
TNO-TPD

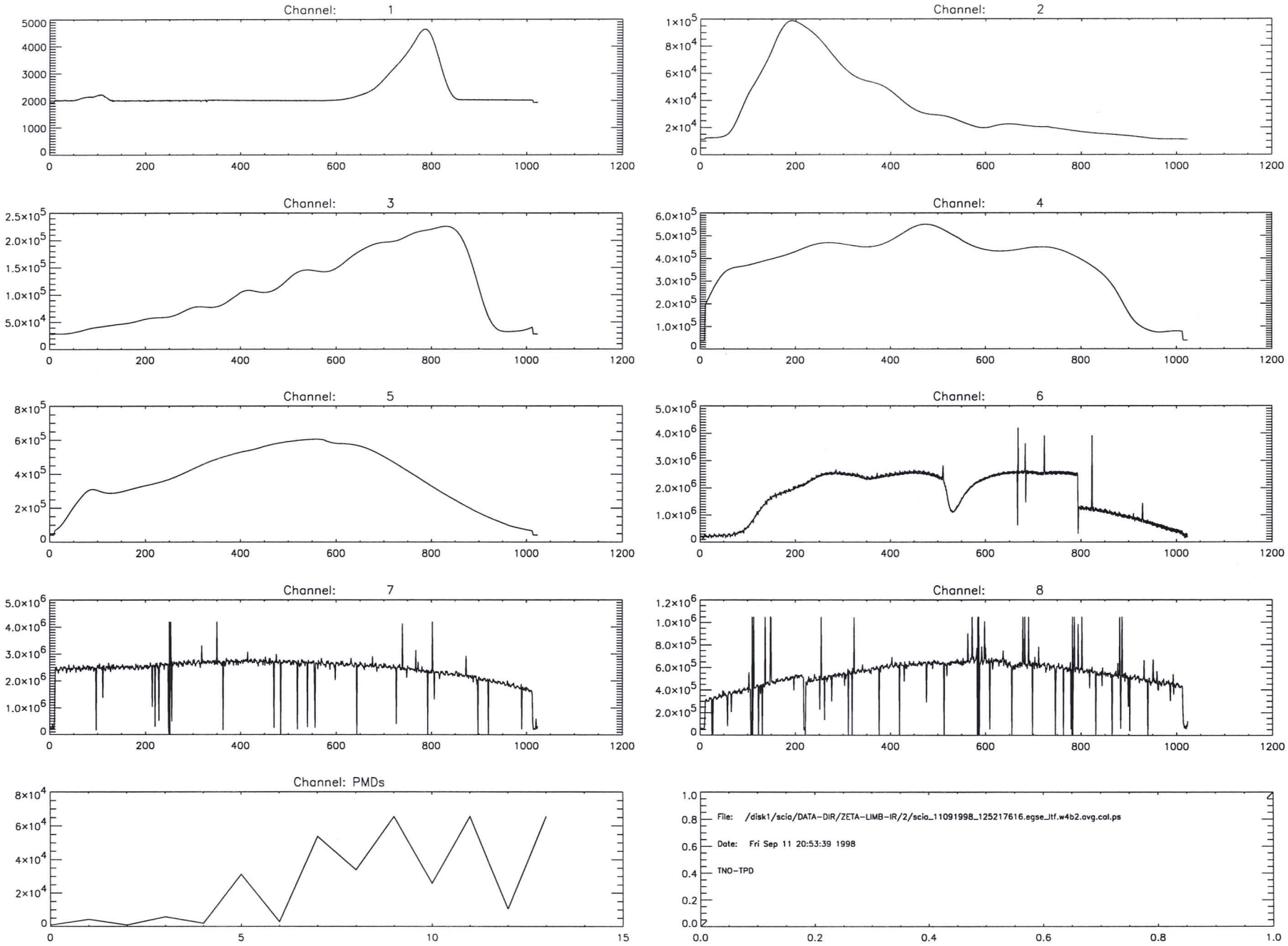
Channel: 1
Channel: 2
Channel: 3
Channel: 4
Channel: 5
Channel: 6
Channel: 7
Channel: 8
Channel: PMDs
File: /disk1/scia/DATA-DIR/ZETA-LIMB-IR/2/scia_11091998_125217616.egse_itf.w4b2.avg.cal.ps
Date: Fri Sep 11 20:53:39 1998
TNO-TPD

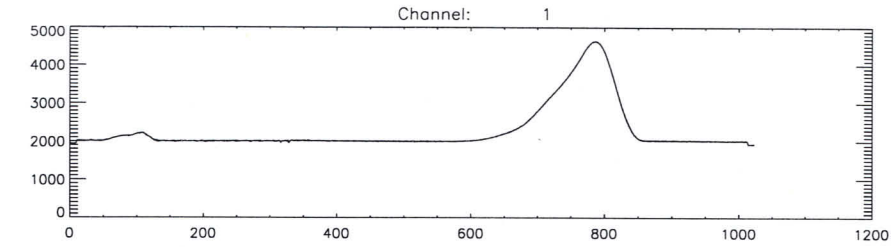
Channel: 1
5000
4000
3000
2000
1000
0
0
200
400
600
800
1000
1200

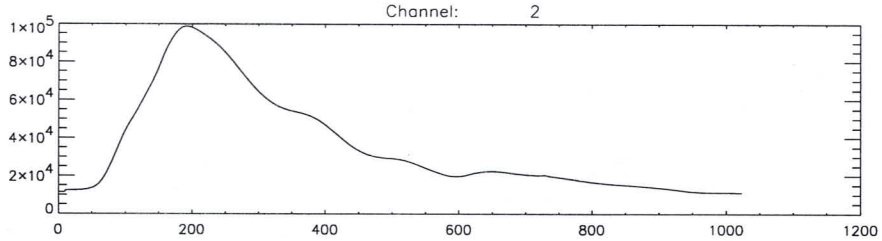
Channel: 2
1x10^5
8x10^4
6x10^4
4x10^4
2x10^4
0
0
200
400
600
800
1000
1200

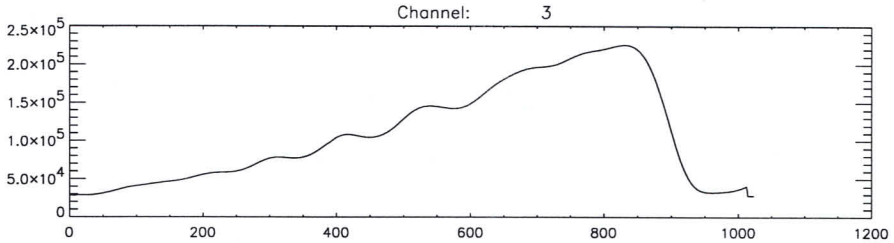
Channel: 3
2.5x10^5
2.0x10^5
1.5x10^5
1.0x10^5
5.0x10^4
0
0
200
400
600
800
1000
1200

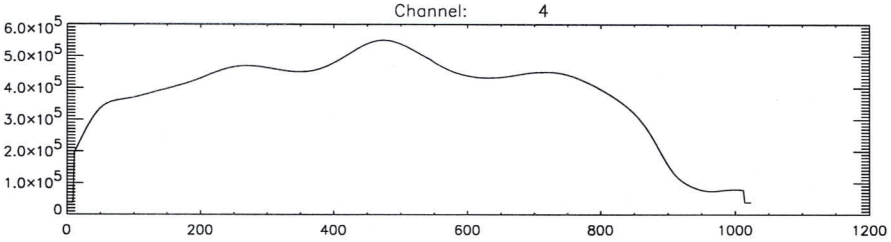
Channel: 4
6.0x10^5
5.0x10^5
4.0x10^5
3.0x10^5
2.0x10^5
1.0x10^5
0
0
200
400
600
800
1000
1200

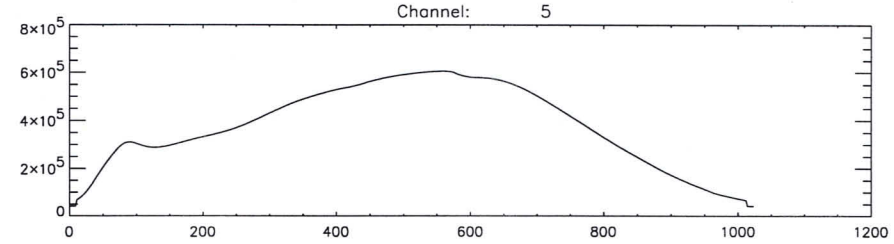
Channel: 5
8x10^5
6x10^5
4x10^5
2x10^5
0
0
200
400
600
800
1000
1200

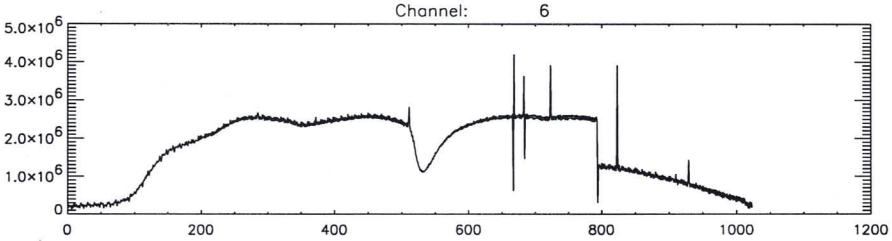
Channel: 6
5.0x10^6
4.0x10^6
3.0x10^6
2.0x10^6
1.0x10^6
0
0
200
400
600
800
1000
1200

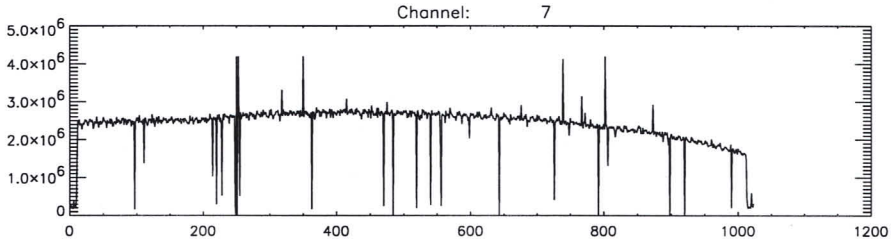
Channel: 7
5.0x10^6
4.0x10^6
3.0x10^6
2.0x10^6
1.0x10^6
0
0
200
400
600
800
1000
1200

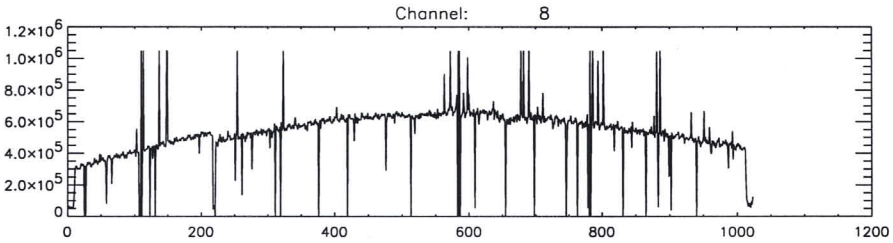
Channel: 8
1.2x10^6
1.0x10^6
8.0x10^5
6.0x10^5
4.0x10^5
2.0x10^5
0
0
200
400
600
800
1000
1200

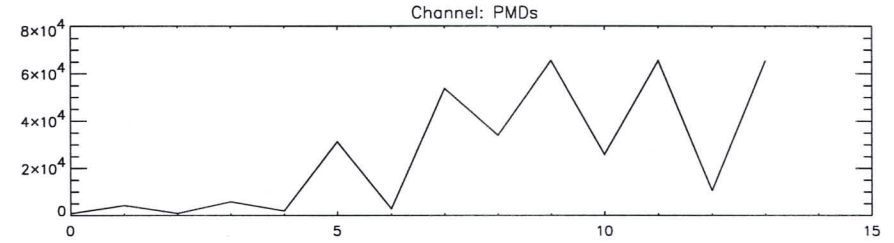
Channel: PMDs
8x10^4
6x10^4
4x10^4
2x10^4
0
0
5
10
15

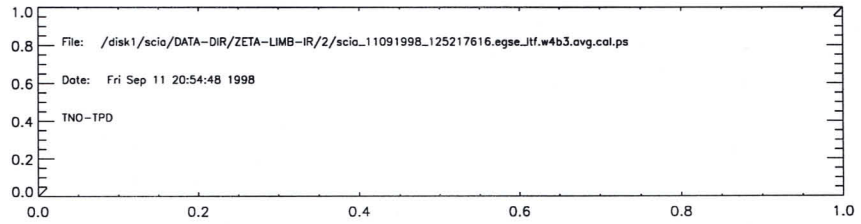
1.0
0.8
0.6
0.4
0.2
0.0
File: /disk1/scia/DATA-DIR/ZETA-LIMB-IR/2/scia_11091998_125217616.egse_ltf.w4b3.avg.cal.ps
Date: Fri Sep 11 20:54:48 1998
TNO-TPD
0.0
0.2
0.4
0.6
0.8
1.0

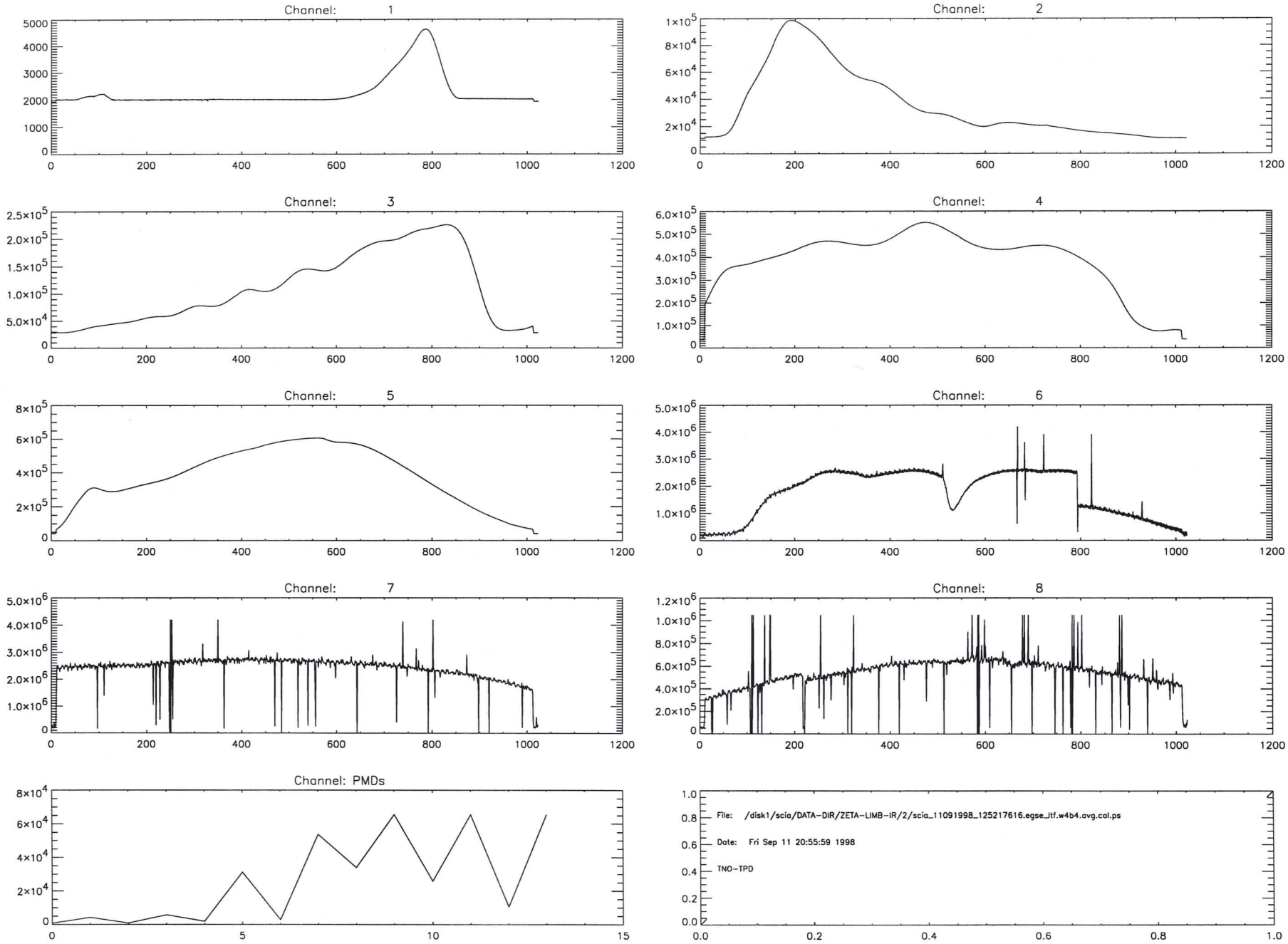
Channel: 1
Channel: 2
Channel: 3
Channel: 4
Channel: 5
Channel: 6
Channel: 7
Channel: 8
Channel: PMDs
File: /disk1/scia/DATA-DIR/ZETA-LIMB-IR/2/scia_11091998_125217616.egse_ltf.w4b4.avg.cal.ps
Date: Fri Sep 11 20:55:59 1998
TNO-TPD

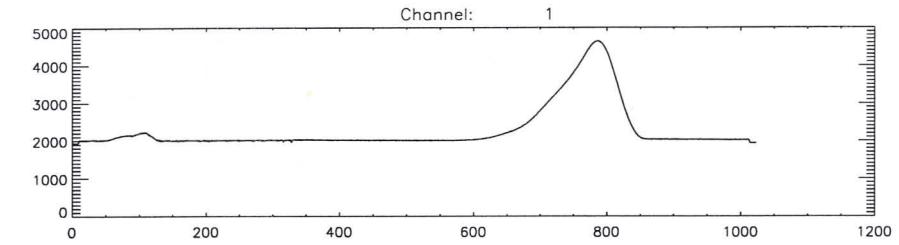
Channel: 1
5000
4000
3000
2000
1000
0
0
200
400
600
800
1000
1200

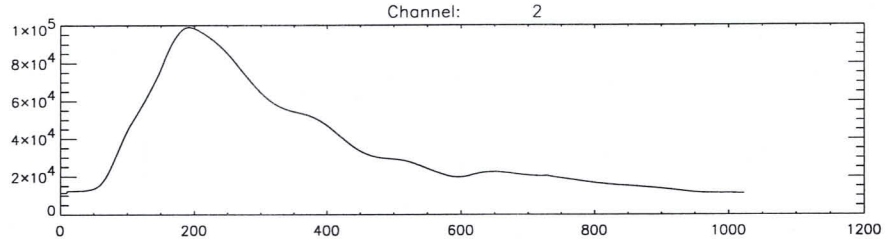
Channel: 2
1×10^5
8×10^4
6×10^4
4×10^4
2×10^4
0
0
200
400
600
800
1000
1200

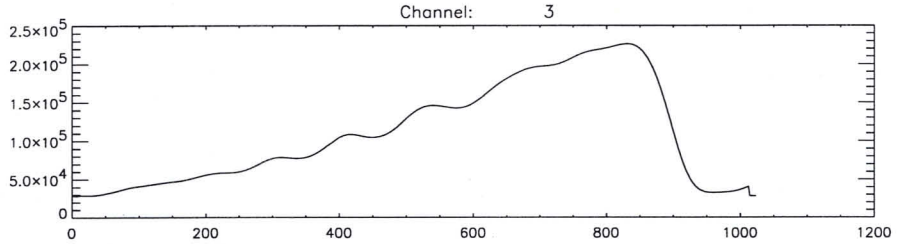
Channel: 3
2.5×10^5
2.0×10^5
1.5×10^5
1.0×10^5
5.0×10^4
0
0
200
400
600
800
1000
1200

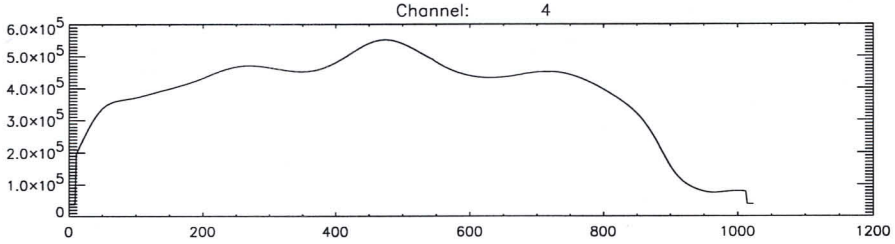
Channel: 4
6.0×10^5
5.0×10^5
4.0×10^5
3.0×10^5
2.0×10^5
1.0×10^5
0
0
200
400
600
800
1000
1200

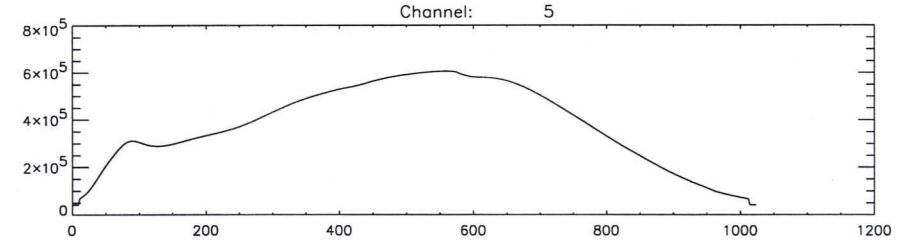
Channel: 5
8×10^5
6×10^5
4×10^5
2×10^5
0
0
200
400
600
800
1000
1200

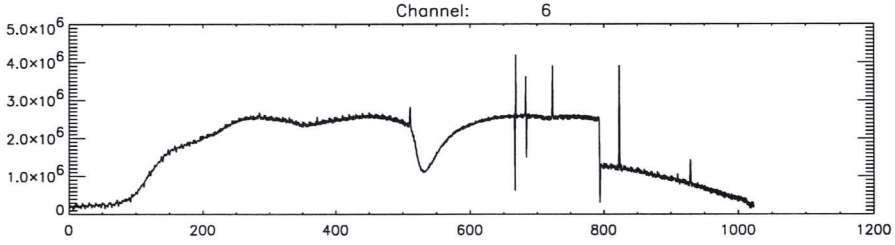
Channel: 6
5.0×10^6
4.0×10^6
3.0×10^6
2.0×10^6
1.0×10^6
0
0
200
400
600
800
1000
1200

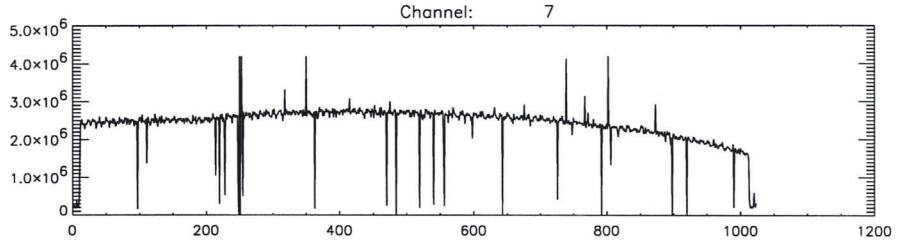
Channel: 7
5.0×10^6
4.0×10^6
3.0×10^6
2.0×10^6
1.0×10^6
0
0
200
400
600
800
1000
1200

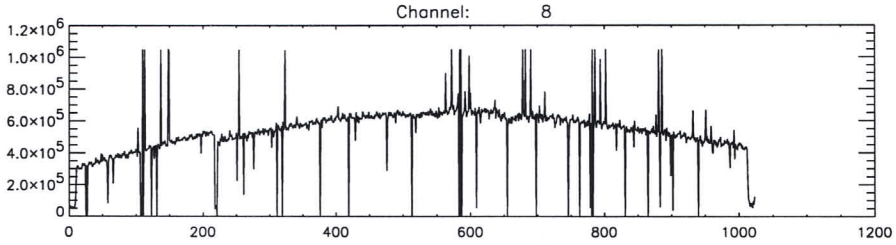
Channel: 8
1.2×10^6
1.0×10^6
8.0×10^5
6.0×10^5
4.0×10^5
2.0×10^5
0
0
200
400
600
800
1000
1200

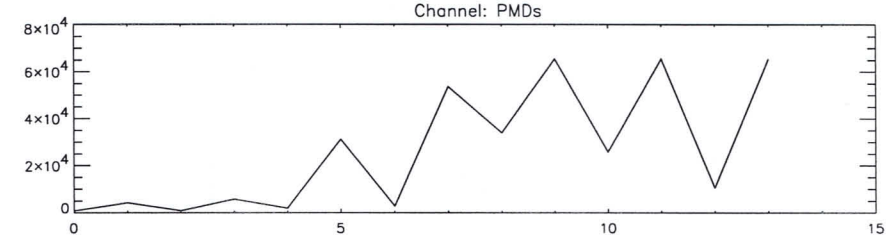
Channel: PMDs
8×10^4
6×10^4
4×10^4
2×10^4
0
0
5
10
15

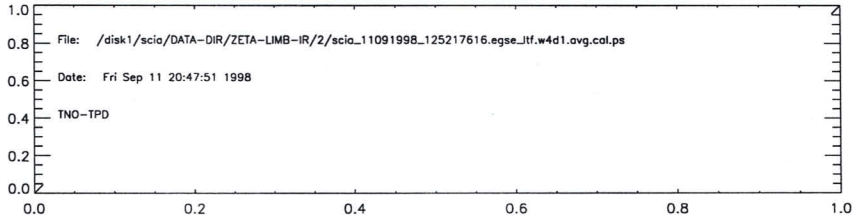
1.0
0.8
0.6
0.4
0.2
0.0
File: /disk1/scia/DATA-DIR/ZETA-LIMB-IR/2/scia_11091998_125217616.egse_ltf.w4d1.avg.cal.ps
Date: Fri Sep 11 20:47:51 1998
TNO-TPD
0.0
0.2
0.4
0.6
0.8
1.0

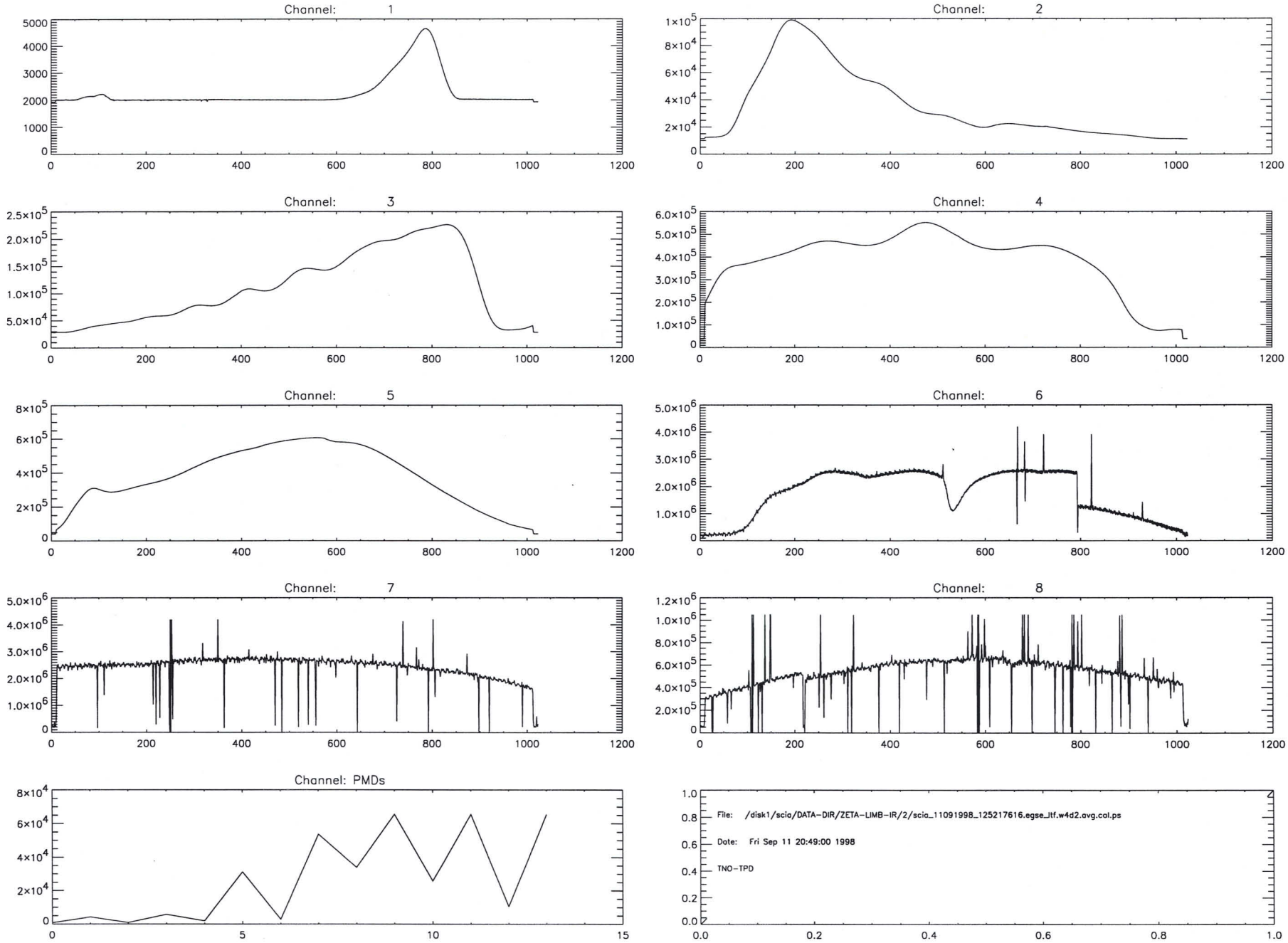
Channel: 1
Channel: 2
Channel: 3
Channel: 4
Channel: 5
Channel: 6
Channel: 7
Channel: 8
Channel: PMDs
File: /disk1/scia/DATA-DIR/ZETA-LIMB-IR/2/scia_11091998_125217616.egse_ltf.w4d2.avg.cal.ps
Date: Fri Sep 11 20:49:00 1998
TNO-TPD

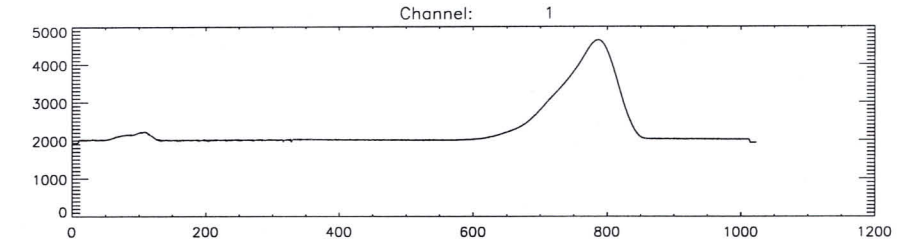
Channel: 1
5000
4000
3000
2000
1000
0
0
200
400
600
800
1000
1200

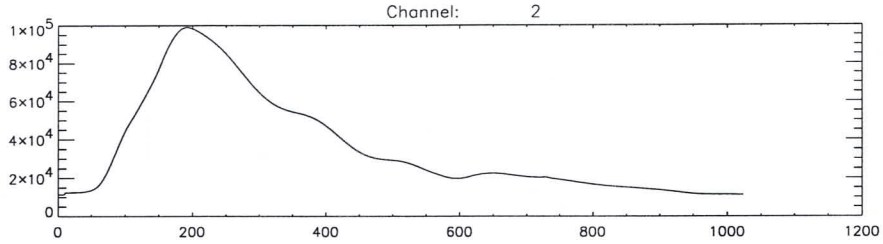
Channel: 2
1×10^5
8×10^4
6×10^4
4×10^4
2×10^4
0
0
200
400
600
800
1000
1200

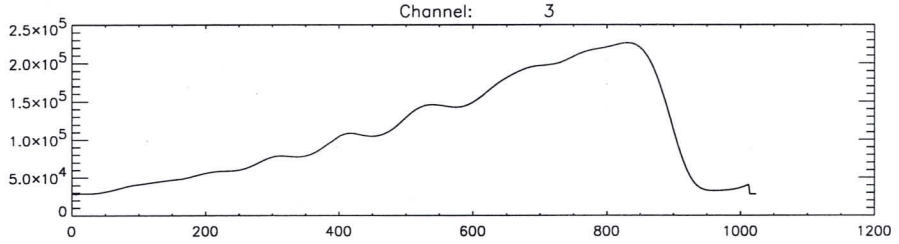
Channel: 3
2.5×10^5
2.0×10^5
1.5×10^5
1.0×10^5
5.0×10^4
0
0
200
400
600
800
1000
1200

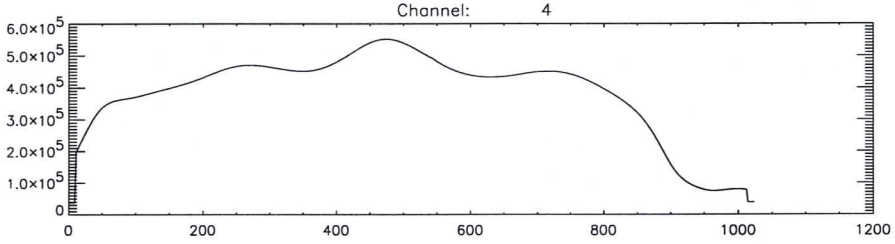
Channel: 4
6.0×10^5
5.0×10^5
4.0×10^5
3.0×10^5
2.0×10^5
1.0×10^5
0
0
200
400
600
800
1000
1200

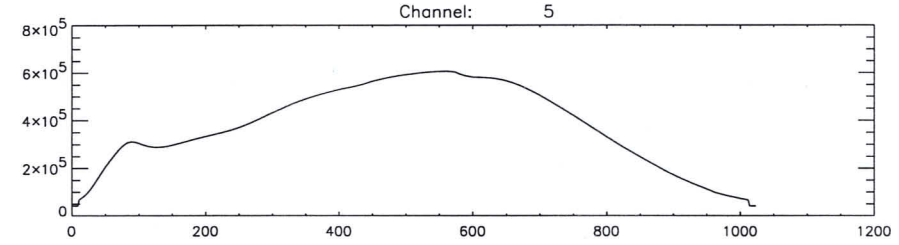
Channel: 5
8×10^5
6×10^5
4×10^5
2×10^5
0
0
200
400
600
800
1000
1200

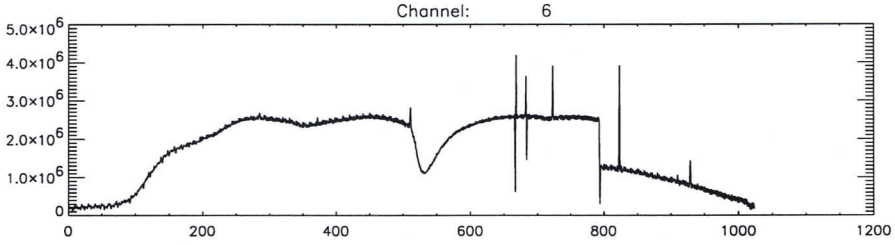
Channel: 6
5.0×10^6
4.0×10^6
3.0×10^6
2.0×10^6
1.0×10^6
0
0
200
400
600
800
1000
1200

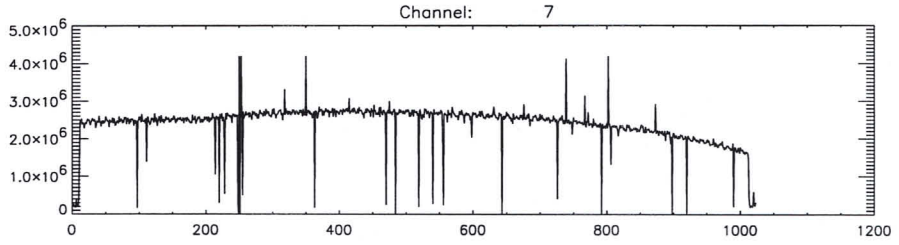
Channel: 7
5.0×10^6
4.0×10^6
3.0×10^6
2.0×10^6
1.0×10^6
0
0
200
400
600
800
1000
1200

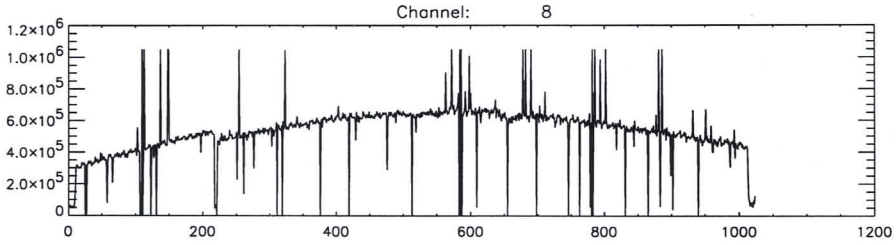
Channel: 8
1.2×10^6
1.0×10^6
8.0×10^5
6.0×10^5
4.0×10^5
2.0×10^5
0
0
200
400
600
800
1000
1200

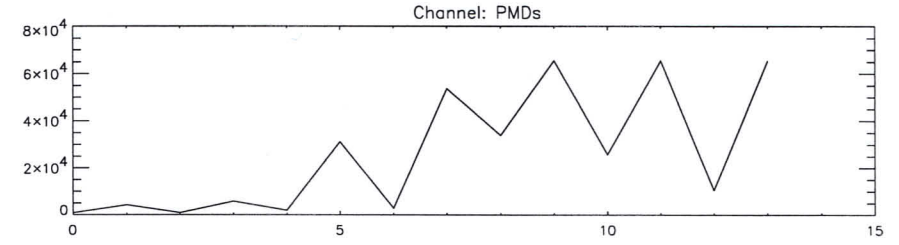
Channel: PMDs
8×10^4
6×10^4
4×10^4
2×10^4
0
0
5
10
15

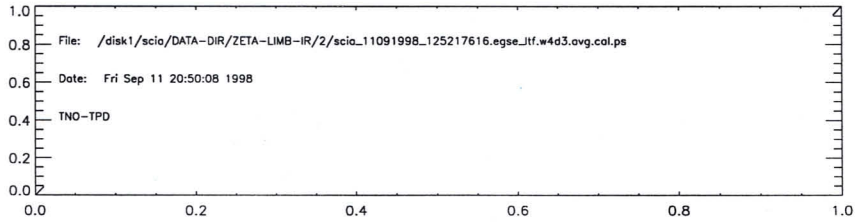
File: /disk1/scia/DATA-DIR/ZETA-LIMB-IR/2/scia_11091998_125217616.egse_ltf.w4d3.avg.cal.ps
Date: Fri Sep 11 20:50:08 1998
TNO-TPD
1.0
0.8
0.6
0.4
0.2
0.0
0.0
0.2
0.4
0.6
0.8
1.0

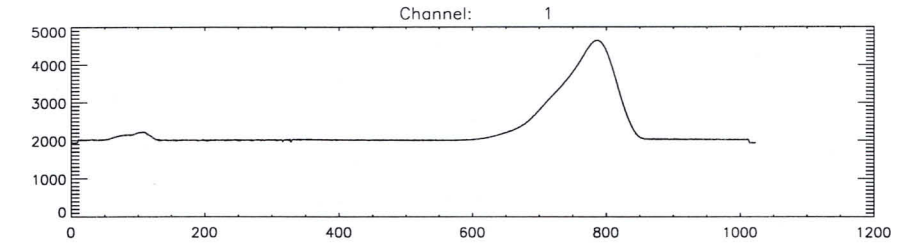
Channel: 1
5000
4000
3000
2000
1000
0
0
200
400
600
800
1000
1200

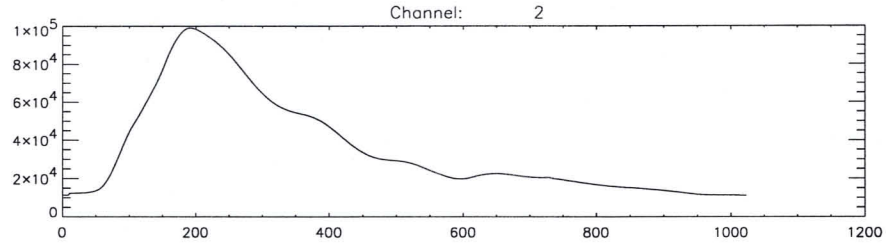
Channel: 2
1×10^5
8×10^4
6×10^4
4×10^4
2×10^4
0
0
200
400
600
800
1000
1200

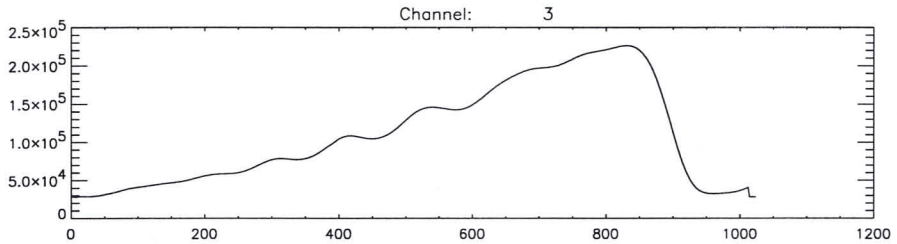
Channel: 3
2.5×10^5
2.0×10^5
1.5×10^5
1.0×10^5
5.0×10^4
0
0
200
400
600
800
1000
1200

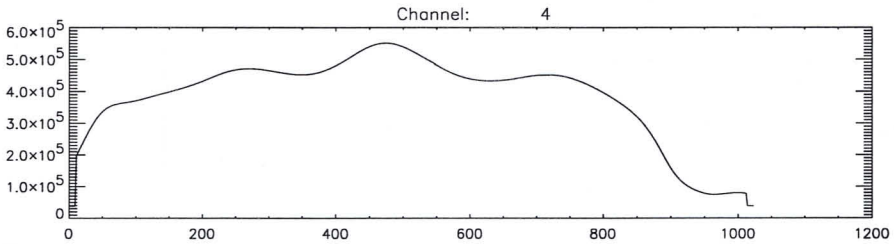
Channel: 4
6.0×10^5
5.0×10^5
4.0×10^5
3.0×10^5
2.0×10^5
1.0×10^5
0
0
200
400
600
800
1000
1200

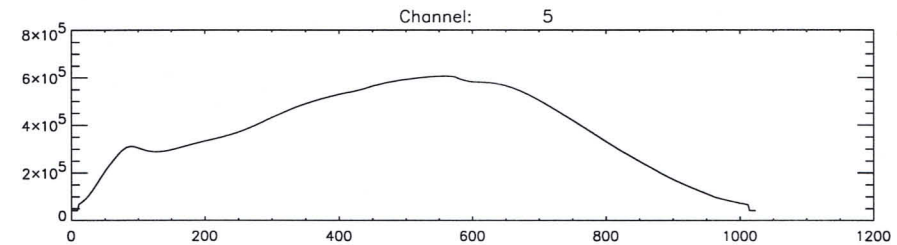
Channel: 5
8×10^5
6×10^5
4×10^5
2×10^5
0
0
200
400
600
800
1000
1200

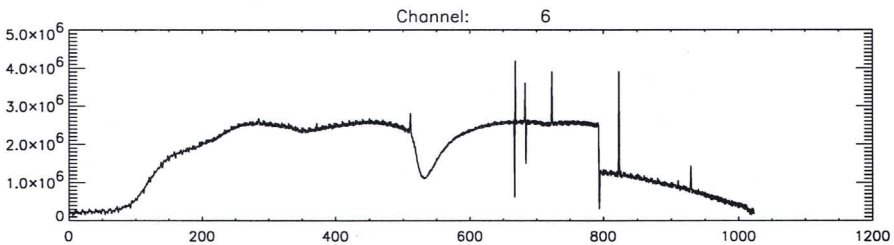
Channel: 6
5.0×10^6
4.0×10^6
3.0×10^6
2.0×10^6
1.0×10^6
0
0
200
400
600
800
1000
1200

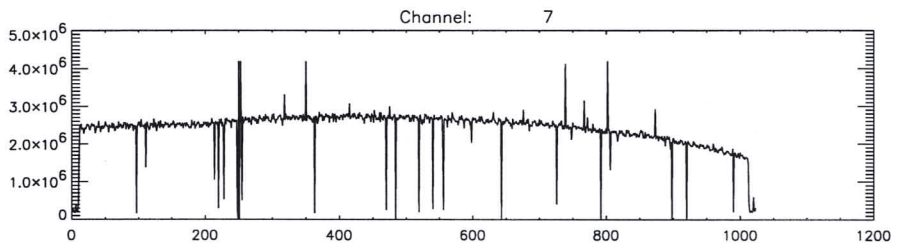
Channel: 7
5.0×10^6
4.0×10^6
3.0×10^6
2.0×10^6
1.0×10^6
0
0
200
400
600
800
1000
1200

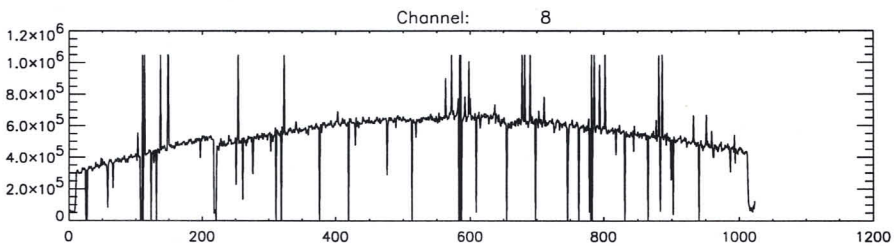
Channel: 8
1.2×10^6
1.0×10^6
8.0×10^5
6.0×10^5
4.0×10^5
2.0×10^5
0
0
200
400
600
800
1000
1200

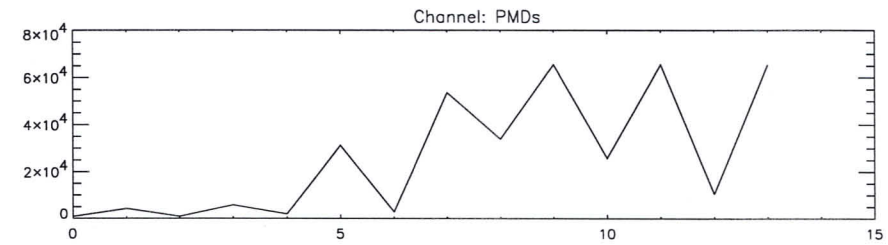
Channel: PMDs
8×10^4
6×10^4
4×10^4
2×10^4
0
0
5
10
15

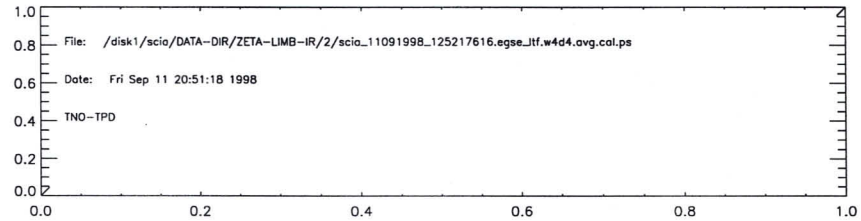
1.0
0.8
0.6
0.4
0.2
0.0
File: /disk1/scia/DATA-DIR/ZETA-LIMB-IR/2/scia_11091998_125217616.egse_ltf.w4d4.avg.cal.ps
Date: Fri Sep 11 20:51:18 1998
TNO-TPD
0.0
0.2
0.4
0.6
0.8
1.0

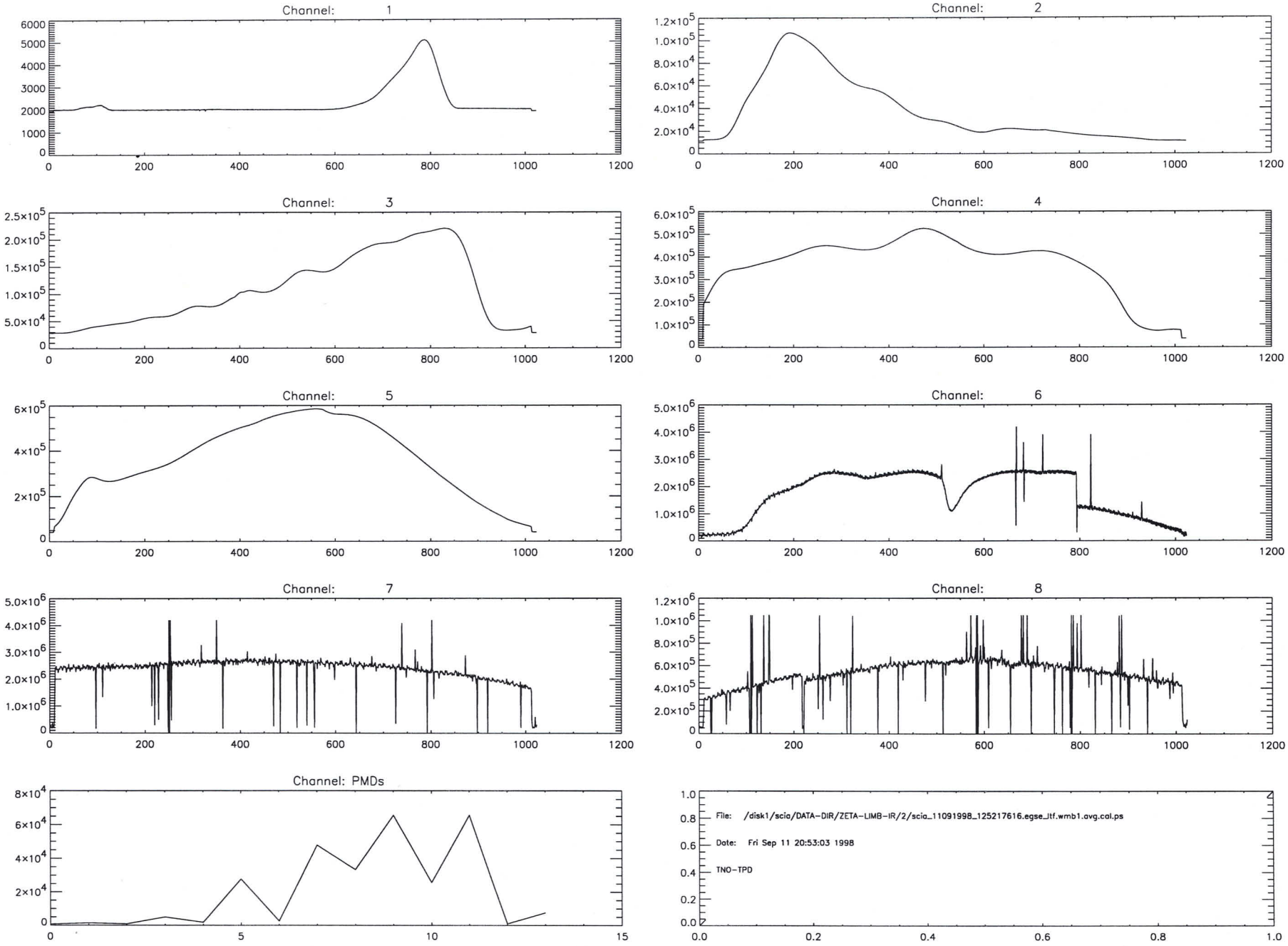
Channel: 1
Channel: 2
Channel: 3
Channel: 4
Channel: 5
Channel: 6
Channel: 7
Channel: 8
Channel: PMDs
File: /disk1/scia/DATA-DIR/ZETA-LIMB-IR/2/scia_11091998_125217616.egse_ltf.wmb1.avg.cal.ps
Date: Fri Sep 11 20:53:03 1998
TNO-TPD

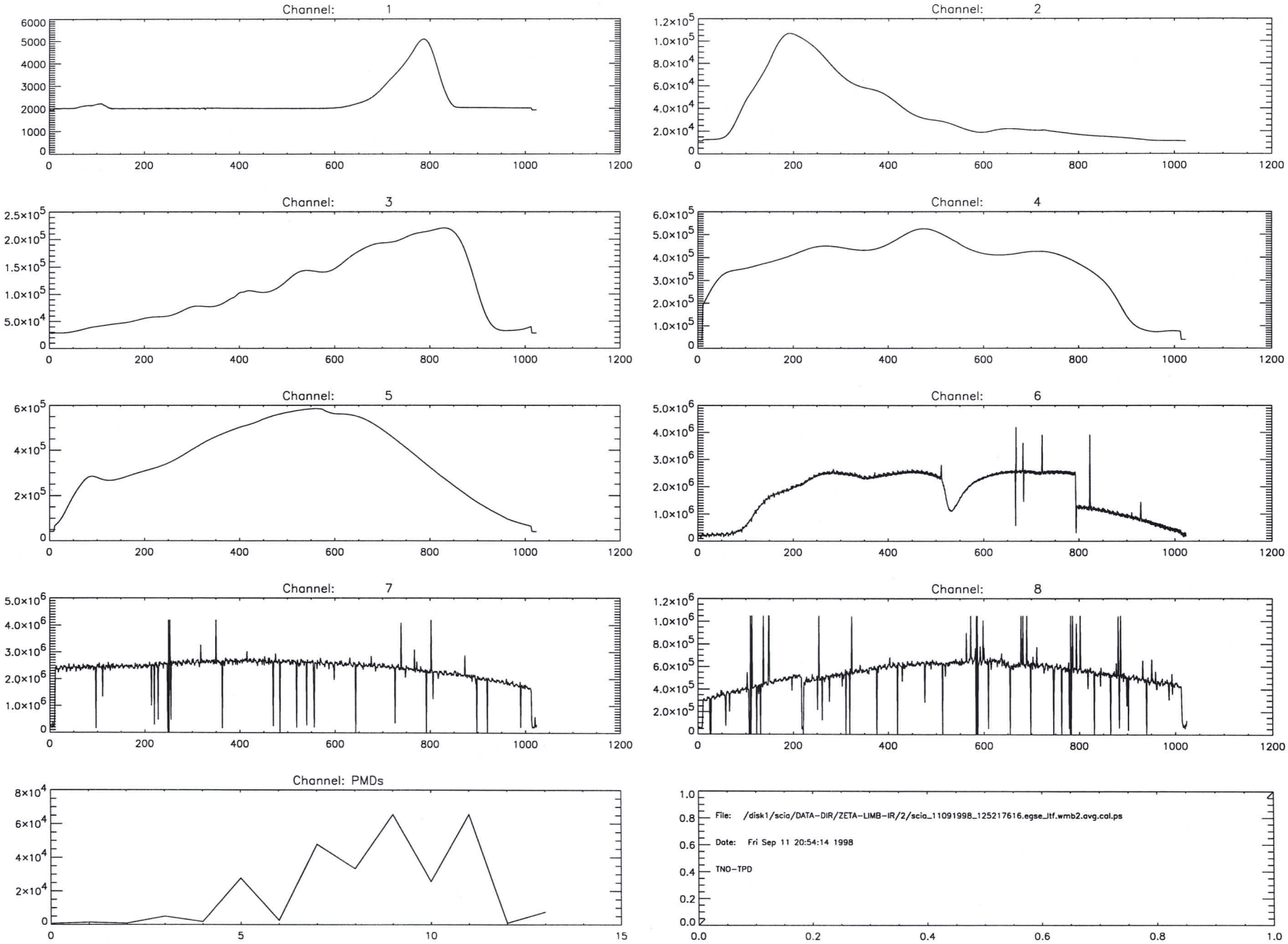
Channel: 1
Channel: 2
Channel: 3
Channel: 4
Channel: 5
Channel: 6
Channel: 7
Channel: 8
Channel: PMDs
File: /disk1/scia/DATA-DIR/ZETA-LIMB-IR/2/scia_11091998_125217616.egse_ltf.wmb2.avg.cal.ps
Date: Fri Sep 11 20:54:14 1998
TNO-TPD

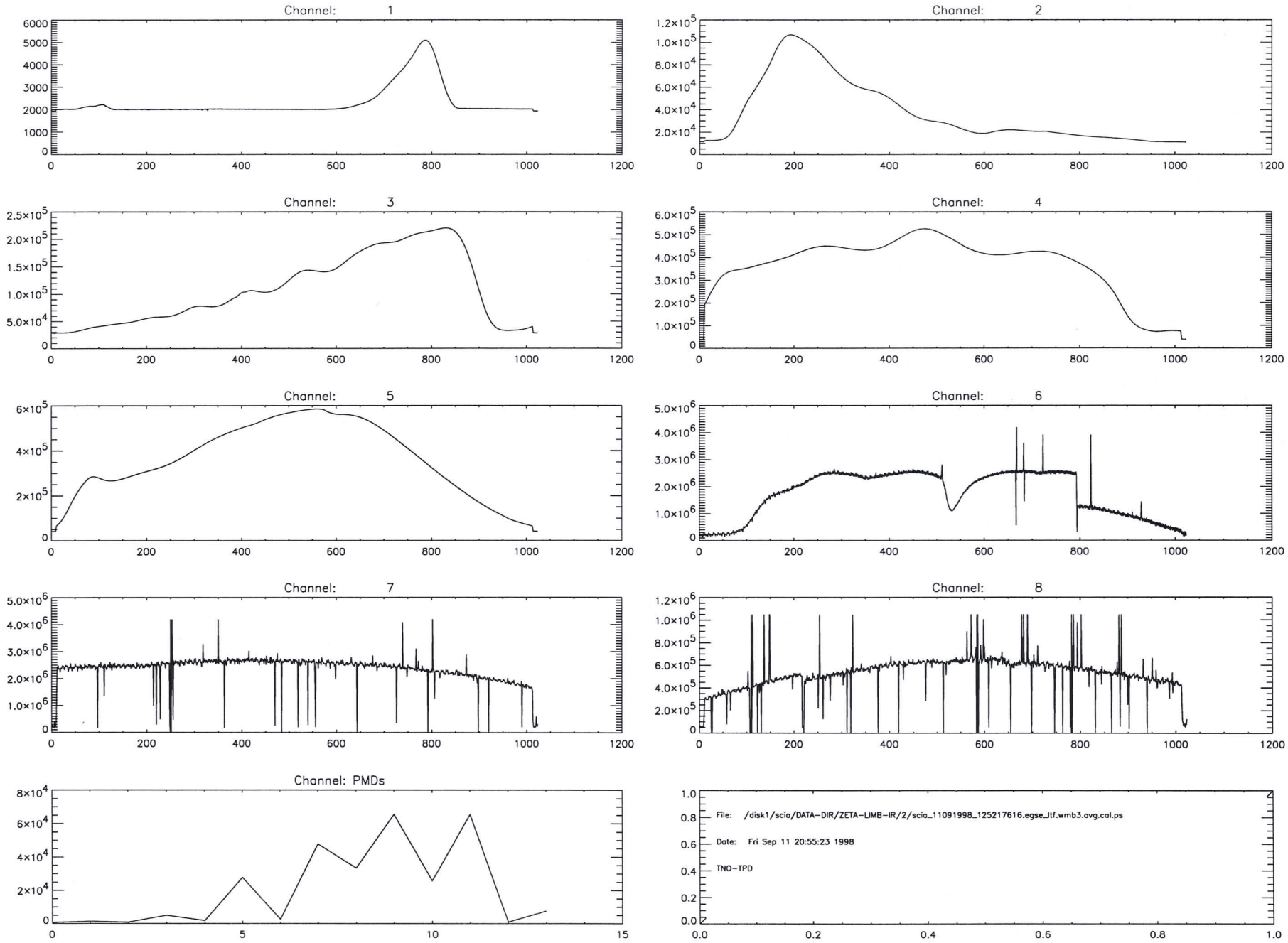
Channel: 1
Channel: 2
Channel: 3
Channel: 4
Channel: 5
Channel: 6
Channel: 7
Channel: 8
Channel: PMDs
File: /disk1/scia/DATA-DIR/ZETA-LIMB-IR/2/scia_11091998_125217616.egse_ltf.wmb3.avg.cal.ps
Date: Fri Sep 11 20:55:23 1998
TNO-TPD

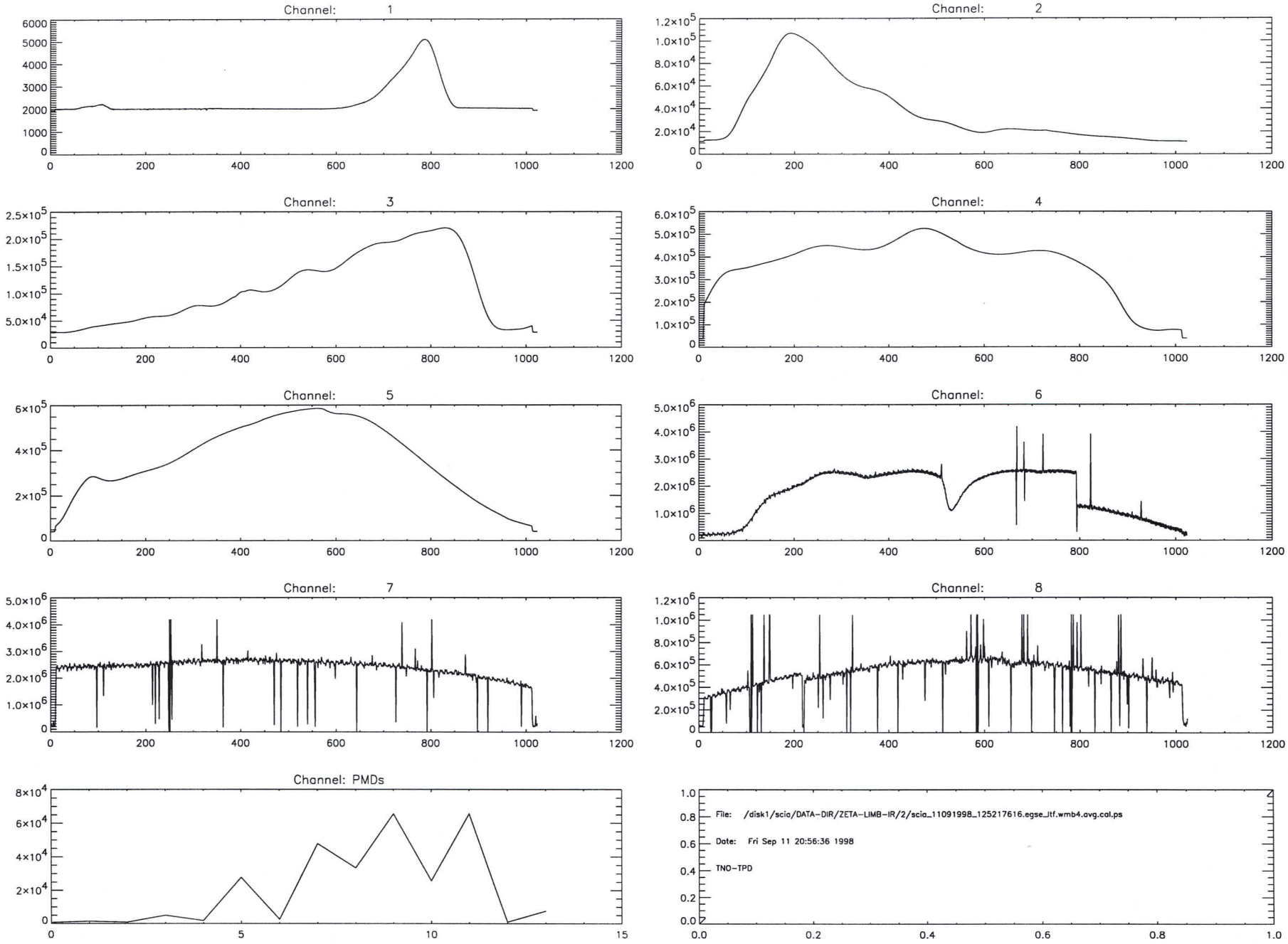
Channel: 1
Channel: 2
Channel: 3
Channel: 4
Channel: 5
Channel: 6
Channel: 7
Channel: 8
Channel: PMDs
File: /disk1/scia/DATA-DIR/ZETA-LIMB-IR/2/scia_11091998_125217616.egse_itf.wmb4.avg.cal.ps
Date: Fri Sep 11 20:56:36 1998
TNO-TPD

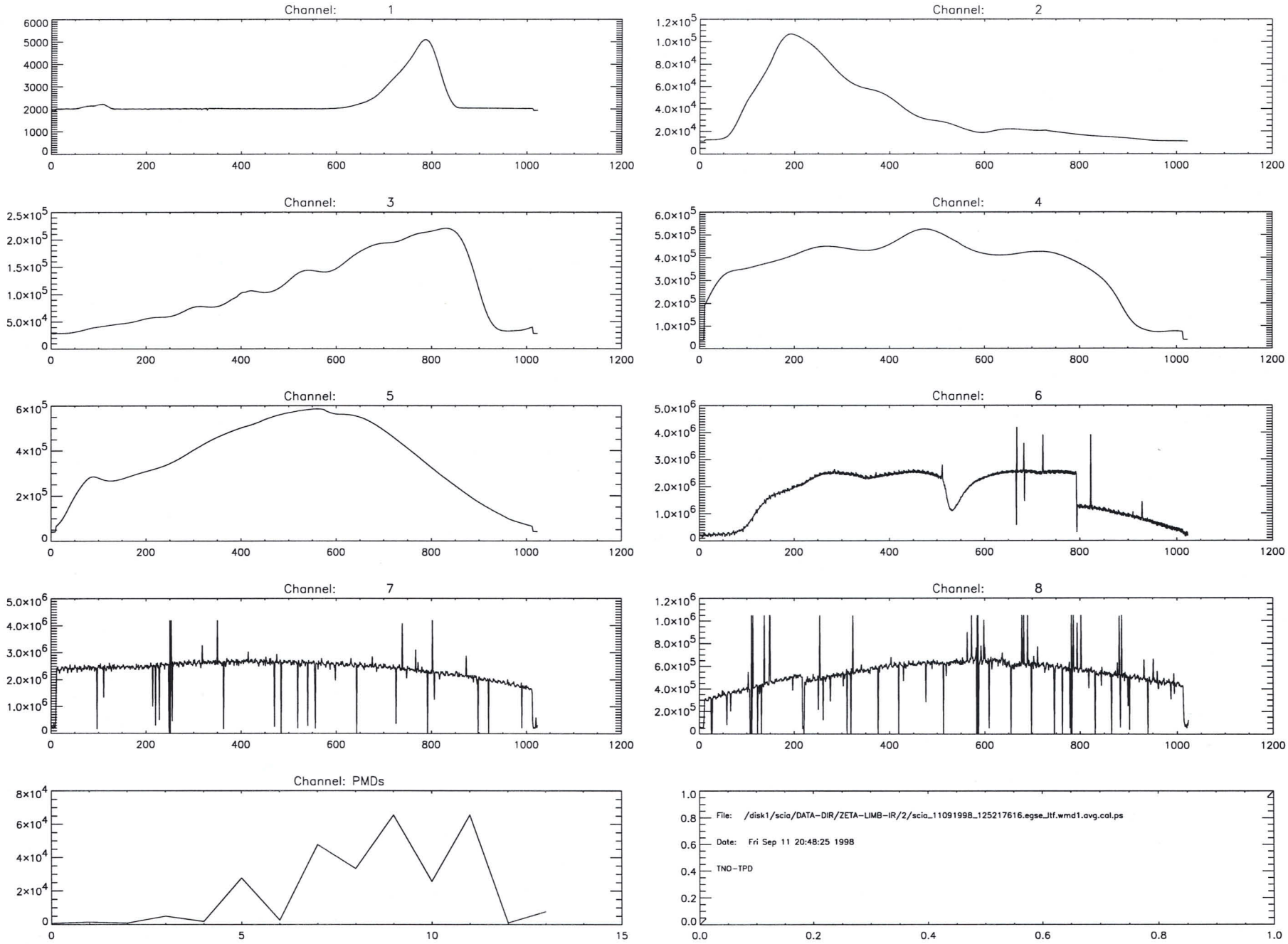
Channel: 1
Channel: 2
Channel: 3
Channel: 4
Channel: 5
Channel: 6
Channel: 7
Channel: 8
Channel: PMDs
File: /disk1/scia/DATA-DIR/ZETA-LIMB-IR/2/scia_11091998_125217616.egse_ltf.wmd1.avg.cal.ps
Date: Fri Sep 11 20:48:25 1998
TNO-TPD

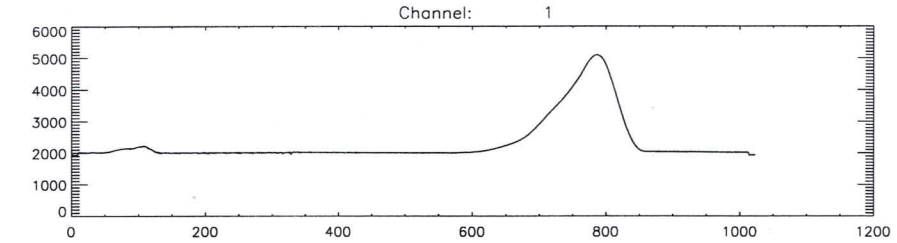
Channel: 1
6000
5000
4000
3000
2000
1000
0
0
200
400
600
800
1000
1200

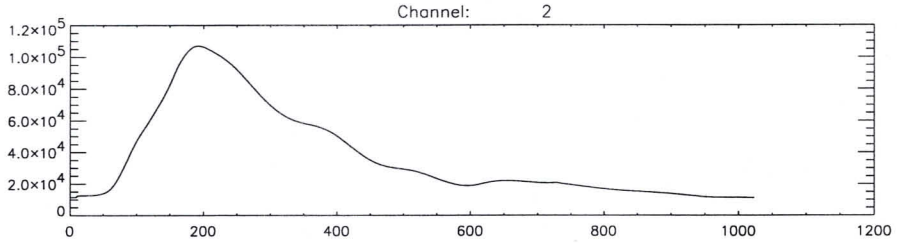
Channel: 2
1.2x10^5
1.0x10^5
8.0x10^4
6.0x10^4
4.0x10^4
2.0x10^4
0
0
200
400
600
800
1000
1200

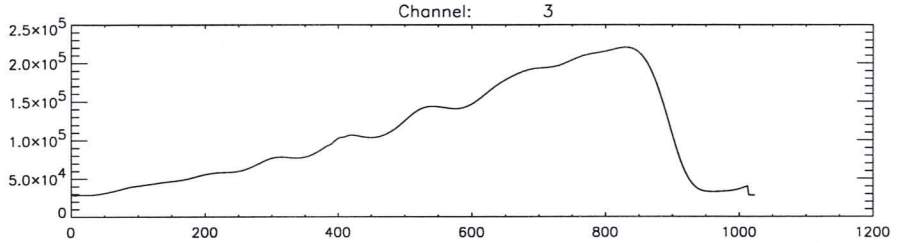
Channel: 3
2.5x10^5
2.0x10^5
1.5x10^5
1.0x10^5
5.0x10^4
0
0
200
400
600
800
1000
1200

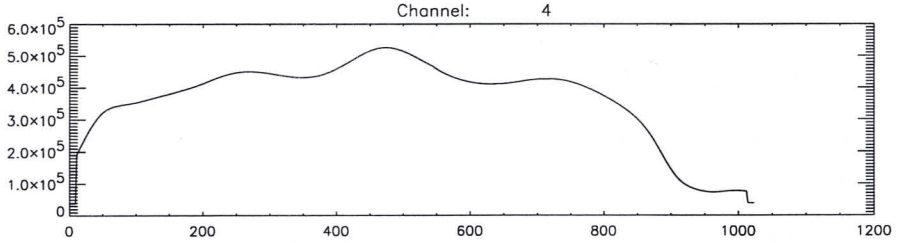
Channel: 4
6.0x10^5
5.0x10^5
4.0x10^5
3.0x10^5
2.0x10^5
1.0x10^5
0
0
200
400
600
800
1000
1200

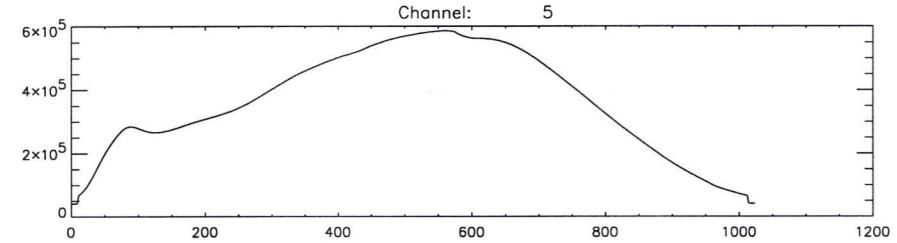
Channel: 5
6x10^5
4x10^5
2x10^5
0
0
200
400
600
800
1000
1200

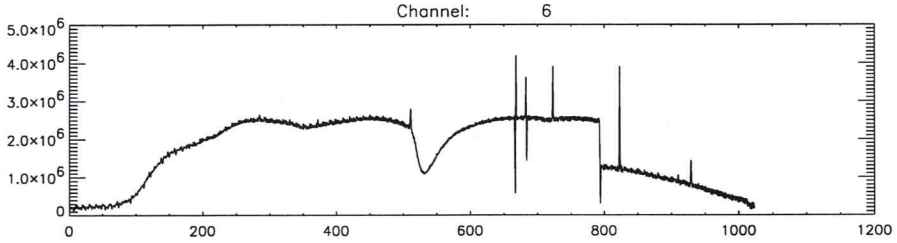
Channel: 6
5.0x10^6
4.0x10^6
3.0x10^6
2.0x10^6
1.0x10^6
0
0
200
400
600
800
1000
1200

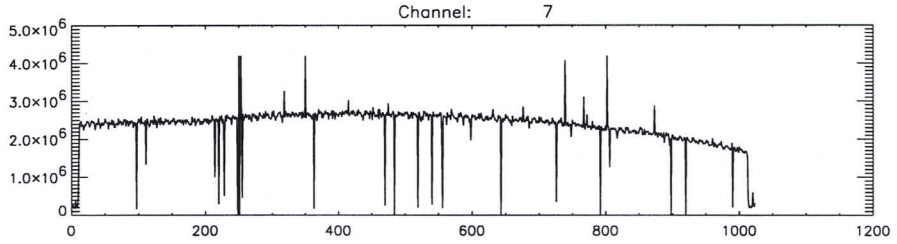
Channel: 7
5.0x10^6
4.0x10^6
3.0x10^6
2.0x10^6
1.0x10^6
0
0
200
400
600
800
1000
1200

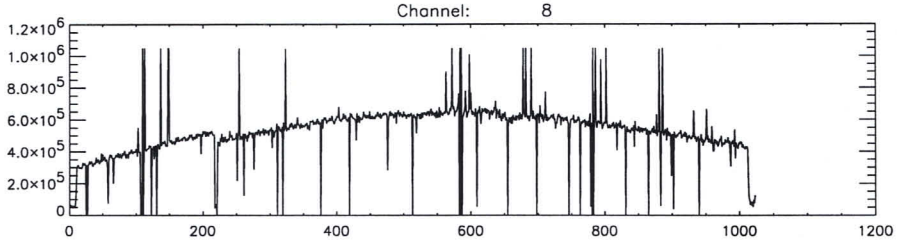
Channel: 8
1.2x10^6
1.0x10^6
8.0x10^5
6.0x10^5
4.0x10^5
2.0x10^5
0
0
200
400
600
800
1000
1200

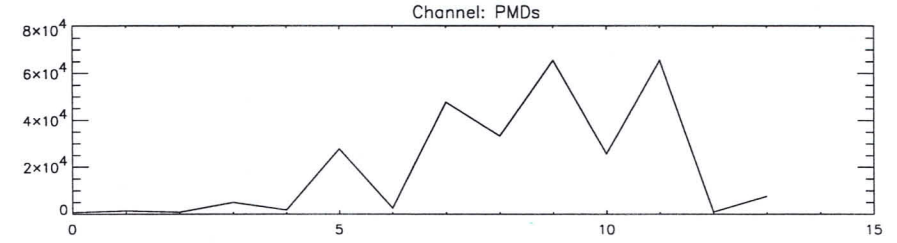
Channel: PMDs
8x10^4
6x10^4
4x10^4
2x10^4
0
0
5
10
15

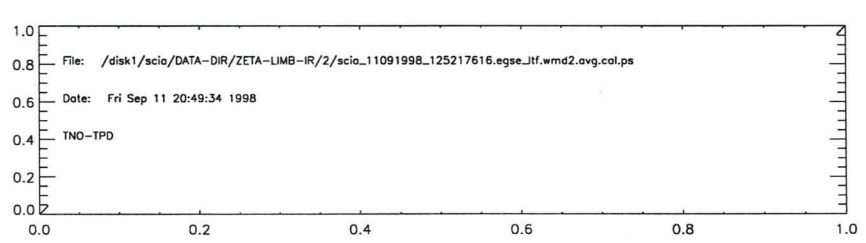
File: /disk1/scia/DATA-DIR/ZETA-LIMB-IR/2/scia_11091998_125217616.egse_ltf.wmd2.avg.cal.ps
Date: Fri Sep 11 20:49:34 1998
TNO-TPD
1.0
0.8
0.6
0.4
0.2
0.0
0.0
0.2
0.4
0.6
0.8
1.0

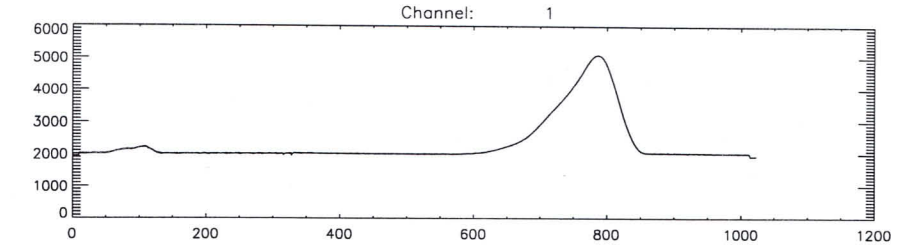
Channel: 1
6000
5000
4000
3000
2000
1000
0
0
200
400
600
800
1000
1200

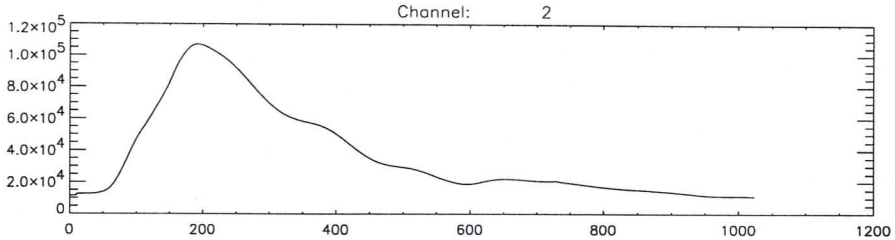
Channel: 2
1.2×10^5
1.0×10^5
8.0×10^4
6.0×10^4
4.0×10^4
2.0×10^4
0
0
200
400
600
800
1000
1200

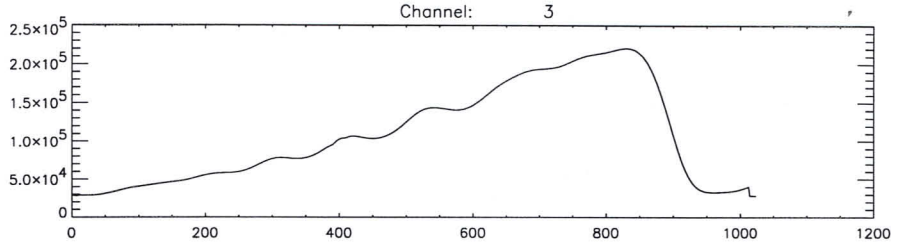
Channel: 3
2.5×10^5
2.0×10^5
1.5×10^5
1.0×10^5
5.0×10^4
0
0
200
400
600
800
1000
1200

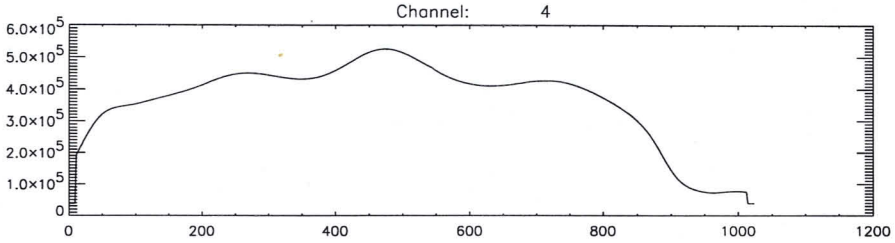
Channel: 4
6.0×10^5
5.0×10^5
4.0×10^5
3.0×10^5
2.0×10^5
1.0×10^5
0
0
200
400
600
800
1000
1200

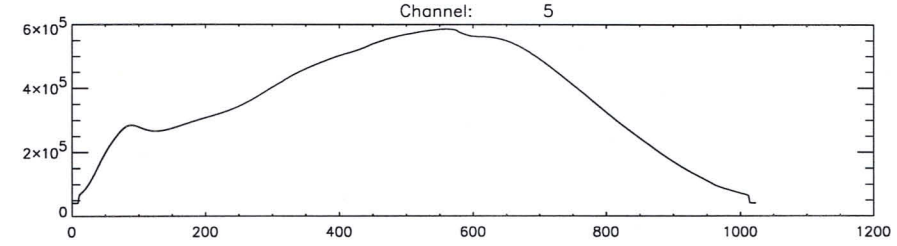
Channel: 5
6×10^5
4×10^5
2×10^5
0
0
200
400
600
800
1000
1200

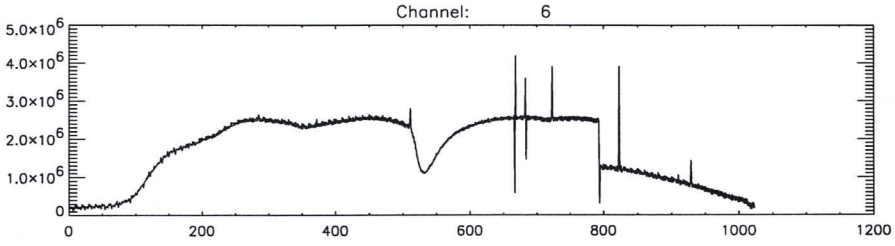
Channel: 6
5.0×10^6
4.0×10^6
3.0×10^6
2.0×10^6
1.0×10^6
0
0
200
400
600
800
1000
1200

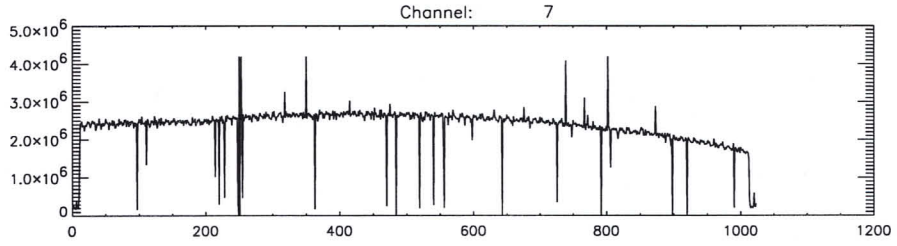
Channel: 7
5.0×10^6
4.0×10^6
3.0×10^6
2.0×10^6
1.0×10^6
0
0
200
400
600
800
1000
1200

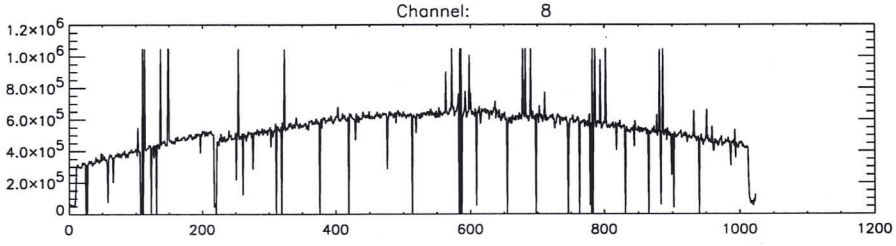
Channel: 8
1.2×10^6
1.0×10^6
8.0×10^5
6.0×10^5
4.0×10^5
2.0×10^5
0
0
200
400
600
800
1000
1200

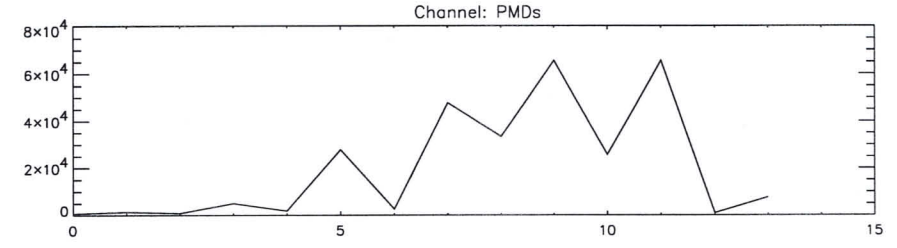
Channel: PMDs
8×10^4
6×10^4
4×10^4
2×10^4
0
0
5
10
15

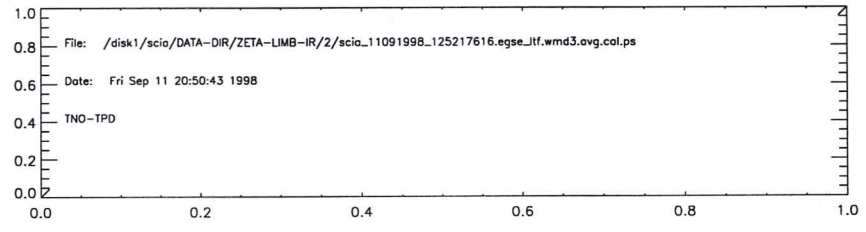
1.0
0.8
0.6
0.4
0.2
0.0
0.0
0.2
0.4
0.6
0.8
1.0
File: /disk1/scia/DATA-DIR/ZETA-LIMB-IR/2/scia_11091998_125217616.egse_ltf.wmd3.avg.cal.ps
Date: Fri Sep 11 20:50:43 1998
TNO-TPD

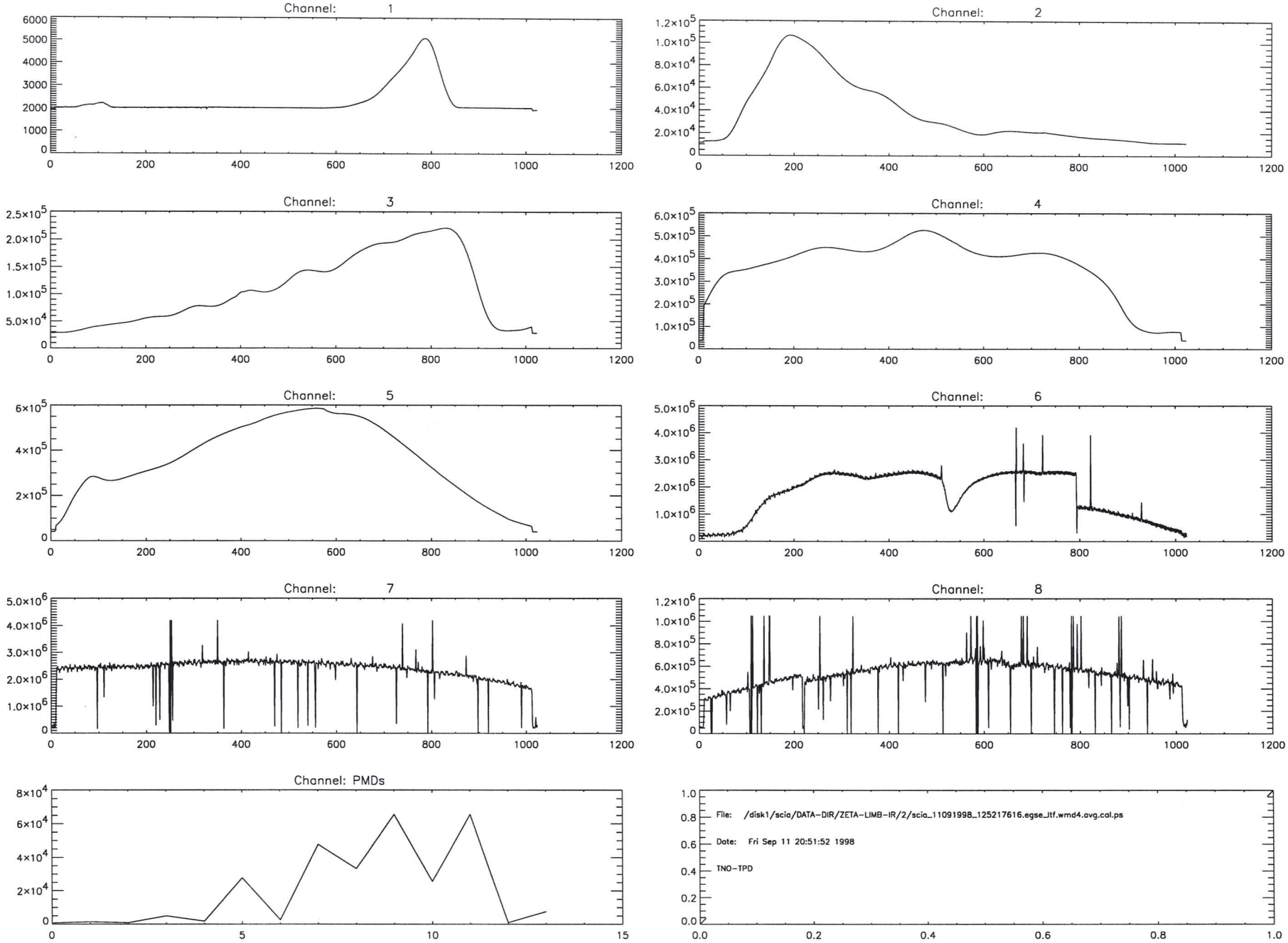
Channel: 1
Channel: 2
Channel: 3
Channel: 4
Channel: 5
Channel: 6
Channel: 7
Channel: 8
Channel: PMDs
File: /disk1/scia/DATA-DIR/ZETA-LIMB-IR/2/scia_11091998_125217616.egse_ltf.wmd4.avg.cal.ps
Date: Fri Sep 11 20:51:52 1998
TNO-TPD

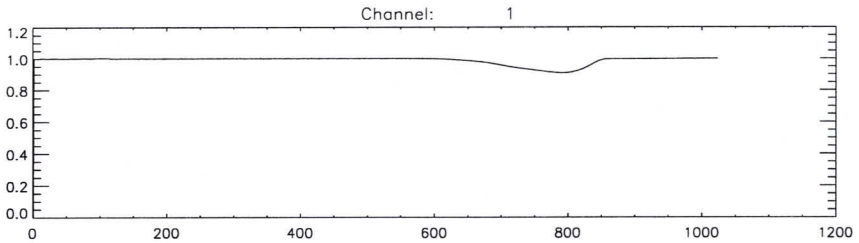
Channel: 1
1.2
1.0
0.8
0.6
0.4
0.2
0.0
0
200
400
600
800
1000
1200

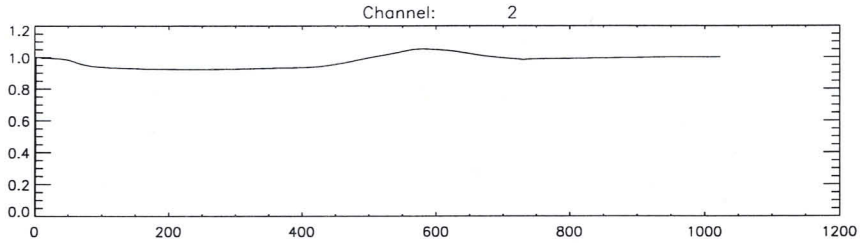
Channel: 2
1.2
1.0
0.8
0.6
0.4
0.2
0.0
0
200
400
600
800
1000
1200

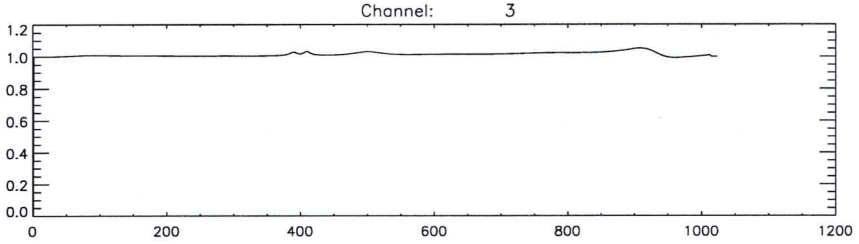
Channel: 3
1.2
1.0
0.8
0.6
0.4
0.2
0.0
0
200
400
600
800
1000
1200

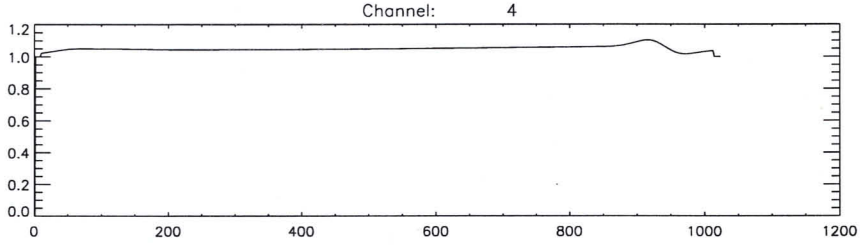
Channel: 4
1.2
1.0
0.8
0.6
0.4
0.2
0.0
0
200
400
600
800
1000
1200

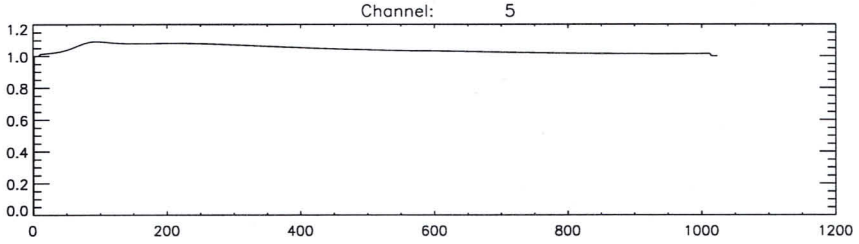
Channel: 5
1.2
1.0
0.8
0.6
0.4
0.2
0.0
0
200
400
600
800
1000
1200

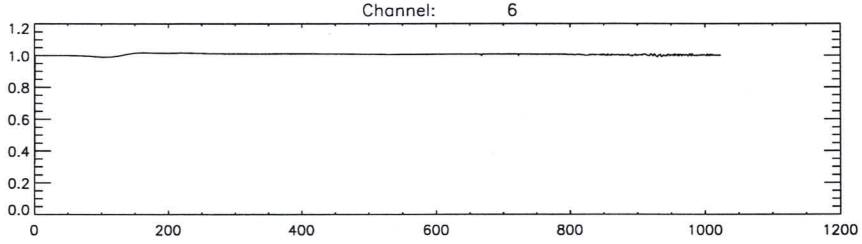
Channel: 6
1.2
1.0
0.8
0.6
0.4
0.2
0.0
0
200
400
600
800
1000
1200

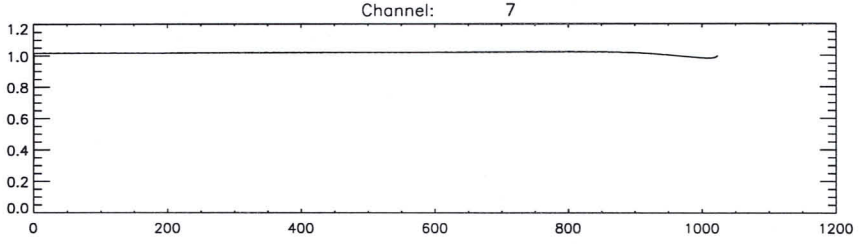
Channel: 7
1.2
1.0
0.8
0.6
0.4
0.2
0.0
0
200
400
600
800
1000
1200

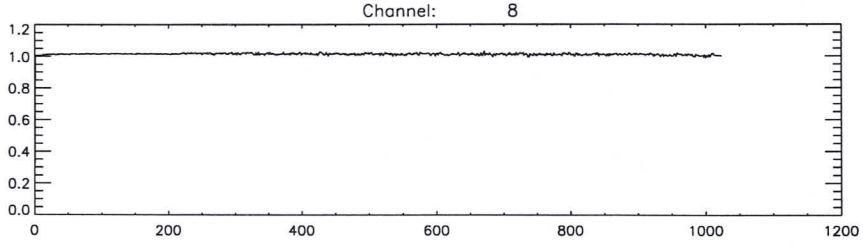
Channel: 8
1.2
1.0
0.8
0.6
0.4
0.2
0.0
0
200
400
600
800
1000
1200

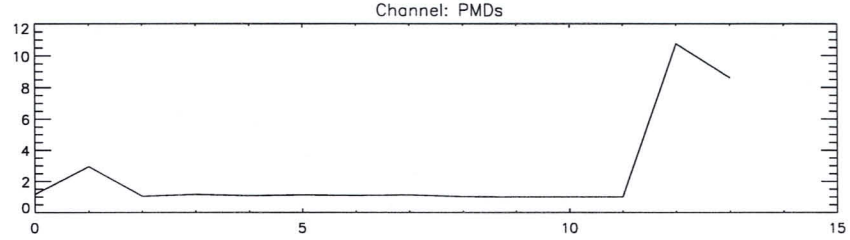
Channel: PMDs
12
10
8
6
4
2
0
0
5
10
15

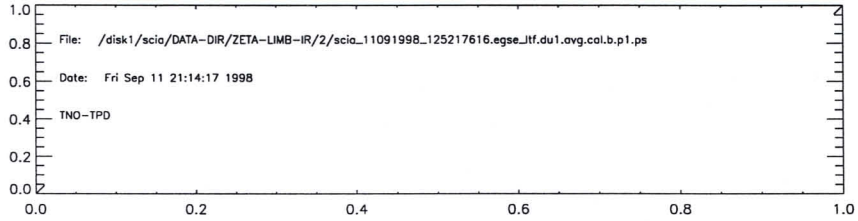
File: /disk1/scia/DATA-DIR/ZETA-LIMB-IR/2/scia_11091998_125217616.egse_ltf.du1.avg.cal.b.p1.ps
Date: Fri Sep 11 21:14:17 1998
TNO-TPD
1.0
0.8
0.6
0.4
0.2
0.0
0.0
0.2
0.4
0.6
0.8
1.0

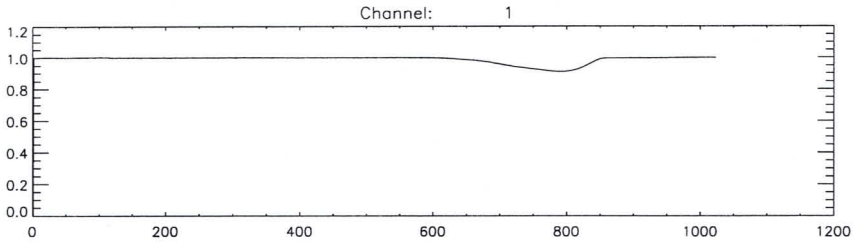
Channel: 1

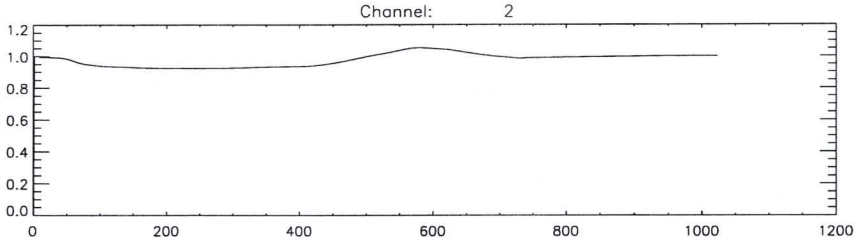
Channel: 2

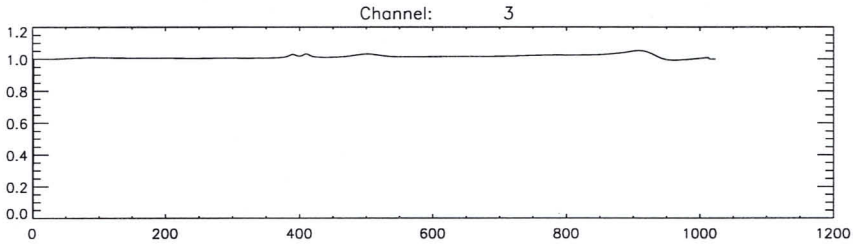
Channel: 3

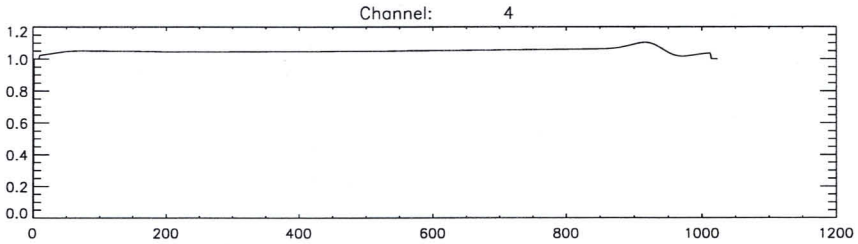
Channel: 4

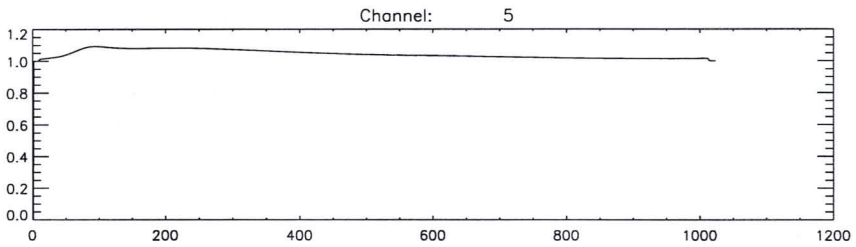
Channel: 5

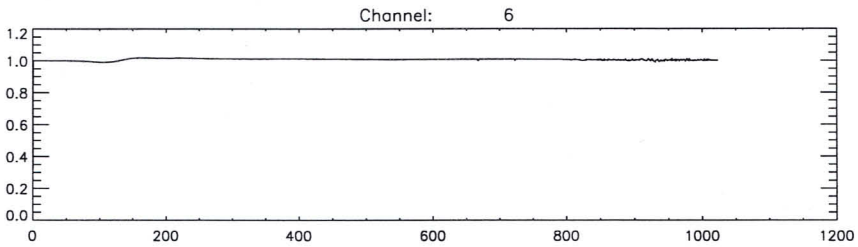
Channel: 6

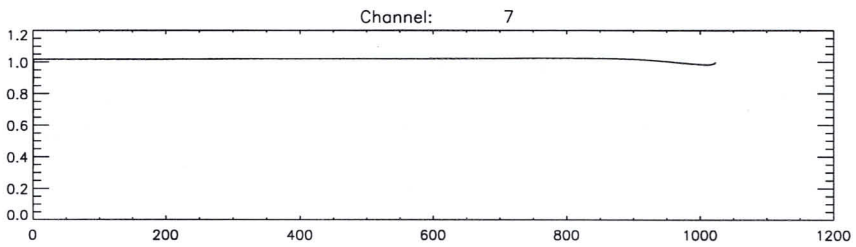
Channel: 7

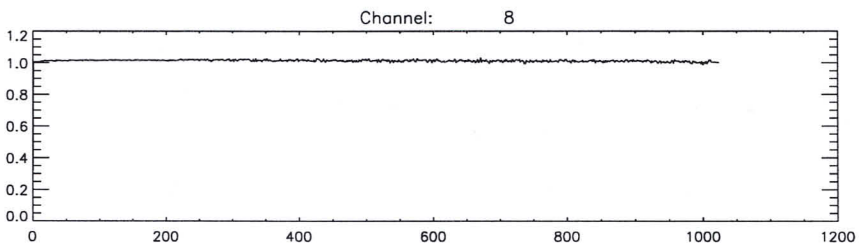
Channel: 8

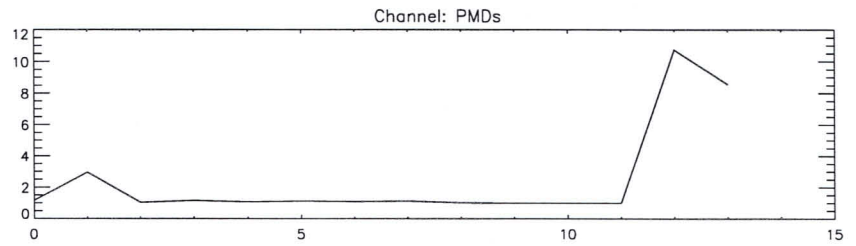
Channel: PMDs

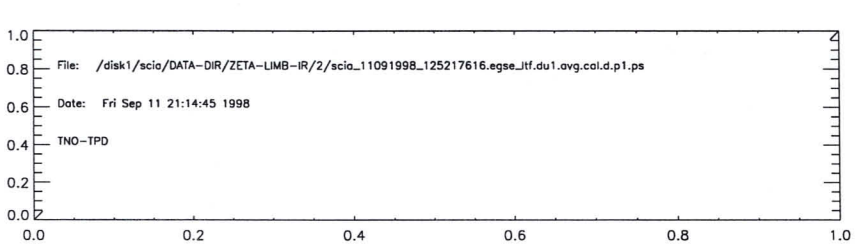
File: /disk1/scia/DATA-DIR/ZETA-LIMB-IR/2/scia_11091998_125217616.egse_ltf.du1.avg.cal.d.p1.ps
Date: Fri Sep 11 21:14:45 1998
TNO-TPD

```
Version:  0.1
Input files:
 /disk1/scia/DATA-DIR/ZETA-LIMB-IR/2/scia_11091998_125217616.egse_ltf.du1.avg.
 /disk1/scia/DATA-DIR/ZETA-LIMB-IR/2/scia_11091998_125217616.egse_ltf.wmb1.avg
 /disk1/scia/DATA-DIR/ZETA-LIMB-IR/2/scia_11091998_125217616.egse_ltf.wmb2.avg
 /disk1/scia/DATA-DIR/ZETA-LIMB-IR/2/scia_11091998_125217616.egse_ltf.wmb3.avg
 /disk1/scia/DATA-DIR/ZETA-LIMB-IR/2/scia_11091998_125217616.egse_ltf.wmb4.avg
 /disk1/scia/DATA-DIR/ZETA-LIMB-IR/2/scia_11091998_125217616.egse_ltf.w4b1.avg
 /disk1/scia/DATA-DIR/ZETA-LIMB-IR/2/scia_11091998_125217616.egse_ltf.w4b2.avg
 /disk1/scia/DATA-DIR/ZETA-LIMB-IR/2/scia_11091998_125217616.egse_ltf.w4b3.avg
 /disk1/scia/DATA-DIR/ZETA-LIMB-IR/2/scia_11091998_125217616.egse_ltf.w4b4.avg
Processing:
Computation of Eta (do_single_eta)
PPG correction filename used: /disk1/scia/DATA-DIR/CORR/latest/ppg.cal
ETALON correction filename used:
PIXEL correction filename used: /disk1/scia/DATA-DIR/CORR/latest/dead_bad.pix
WL correction filename used: /disk1/scia/DATA-DIR/CORR/latest/wl.data
STRAYLIGHT correction filename used:
Processing time: Fri Sep 11 21:14:16 1998
Output file name:
/disk1/scia/DATA-DIR/ZETA-LIMB-IR/2/scia_11091998_125217616.egse_ltf.du1.avg.c
```

```
Version:  0.1
Input files:
 /disk1/scia/DATA-DIR/ZETA-LIMB-IR/2/scia_11091998_125217616.egse_ltf.du1.avg.
 /disk1/scia/DATA-DIR/ZETA-LIMB-IR/2/scia_11091998_125217616.egse_ltf.wmd1.avg
 /disk1/scia/DATA-DIR/ZETA-LIMB-IR/2/scia_11091998_125217616.egse_ltf.wmd2.avg
 /disk1/scia/DATA-DIR/ZETA-LIMB-IR/2/scia_11091998_125217616.egse_ltf.wmd3.avg
 /disk1/scia/DATA-DIR/ZETA-LIMB-IR/2/scia_11091998_125217616.egse_ltf.wmd4.avg
 /disk1/scia/DATA-DIR/ZETA-LIMB-IR/2/scia_11091998_125217616.egse_ltf.w4d1.avg
 /disk1/scia/DATA-DIR/ZETA-LIMB-IR/2/scia_11091998_125217616.egse_ltf.w4d2.avg
 /disk1/scia/DATA-DIR/ZETA-LIMB-IR/2/scia_11091998_125217616.egse_ltf.w4d3.avg
 /disk1/scia/DATA-DIR/ZETA-LIMB-IR/2/scia_11091998_125217616.egse_ltf.w4d4.avg
Processing:
Computation of Eta (do_single_eta)
PPG correction filename used: /disk1/scia/DATA-DIR/CORR/latest/ppg.cal
ETALON correction filename used:
PIXEL correction filename used: /disk1/scia/DATA-DIR/CORR/latest/dead_bad.pix
WL correction filename used: /disk1/scia/DATA-DIR/CORR/latest/wl.data
STRAYLIGHT correction filename used:
Processing time: Fri Sep 11 21:14:45 1998
Output file name:
/disk1/scia/DATA-DIR/ZETA-LIMB-IR/2/scia_11091998_125217616.egse_ltf.du1.avg.c
```

```
time       = Fri Sep 11 20:47:17 1998
batch      = du1
Start TOD = Fri 11-Sep-98 12:52:17
End   TOD = Fri 11-Sep-98 13:19:06
Processing= computation of average, standard dev. and rel.standard dev.
```

```
time       = Fri Sep 11 20:58:52 1998
batch      = du2
Start TOD = Fri 11-Sep-98 15:05:34
End   TOD = Fri 11-Sep-98 15:31:23
Processing= computation of average, standard dev. and rel.standard dev.
```

```
time       = Fri Sep 11 20:52:27 1998
batch      = w4b1
Start TOD = Fri 11-Sep-98 14:12:26
End   TOD = Fri 11-Sep-98 14:19:05
Processing= computation of average, standard dev. and rel.standard dev.
```

```
time       = Fri Sep 11 20:53:40 1998
batch      = w4b2
Start TOD = Fri 11-Sep-98 14:25:45
End   TOD = Fri 11-Sep-98 14:32:25
Processing= computation of average, standard dev. and rel.standard dev.
```

```
time       = Fri Sep 11 20:54:49 1998
batch      = w4b3
Start TOD = Fri 11-Sep-98 14:39:05
End   TOD = Fri 11-Sep-98 14:45:45
Processing= computation of average, standard dev. and rel.standard dev.
```

```
time       = Fri Sep 11 20:56:00 1998
batch      = w4b4
Start TOD = Fri 11-Sep-98 14:52:25
End   TOD = Fri 11-Sep-98 14:59:05
Processing= computation of average, standard dev. and rel.standard dev.
```

```
time       = Fri Sep 11 20:47:52 1998
batch      = w4d1
Start TOD = Fri 11-Sep-98 13:19:06
End   TOD = Fri 11-Sep-98 13:25:45
Processing= computation of average, standard dev. and rel.standard dev.
```

```
time       = Fri Sep 11 20:49:00 1998
batch      = w4d2
Start TOD = Fri 11-Sep-98 13:32:26
End   TOD = Fri 11-Sep-98 13:39:06
Processing= computation of average, standard dev. and rel.standard dev.
```

```
time       = Fri Sep 11 20:50:09 1998
batch      = w4d3
Start TOD = Fri 11-Sep-98 13:45:45
End   TOD = Fri 11-Sep-98 13:52:25
Processing= computation of average, standard dev. and rel.standard dev.
```

```
time       = Fri Sep 11 20:51:19 1998
batch      = w4d4
Start TOD = Fri 11-Sep-98 13:59:05
End   TOD = Fri 11-Sep-98 14:05:46
Processing= computation of average, standard dev. and rel.standard dev.
```

```
time       = Fri Sep 11 20:53:03 1998
batch      = wmb1
Start TOD = Fri 11-Sep-98 14:19:05
End   TOD = Fri 11-Sep-98 14:25:45
Processing= computation of average, standard dev. and rel.standard dev.
```

```
time       = Fri Sep 11 20:54:15 1998
batch      = wmb2
Start TOD = Fri 11-Sep-98 14:32:25
End   TOD = Fri 11-Sep-98 14:39:05
Processing= computation of average, standard dev. and rel.standard dev.
```

```
time       = Fri Sep 11 20:55:24 1998
batch      = wmb3
Start TOD = Fri 11-Sep-98 14:45:45
End   TOD = Fri 11-Sep-98 14:52:25
Processing= computation of average, standard dev. and rel.standard dev.
```

```
time       = Fri Sep 11 20:56:37 1998
batch      = wmb4
Start TOD = Fri 11-Sep-98 14:59:05
End   TOD = Fri 11-Sep-98 15:05:34
Processing= computation of average, standard dev. and rel.standard dev.
```

```
time       = Fri Sep 11 20:48:26 1998
batch      = wmd1
Start TOD = Fri 11-Sep-98 13:25:45
End   TOD = Fri 11-Sep-98 13:32:26
Processing= computation of average, standard dev. and rel.standard dev.
```

```
time       = Fri Sep 11 20:49:35 1998
batch      = wmd2
Start TOD = Fri 11-Sep-98 13:39:06
End   TOD = Fri 11-Sep-98 13:45:45
Processing= computation of average, standard dev. and rel.standard dev.
```

```
time       = Fri Sep 11 20:50:44 1998
batch      = wmd3
Start TOD = Fri 11-Sep-98 13:52:25
End   TOD = Fri 11-Sep-98 13:59:05
Processing= computation of average, standard dev. and rel.standard dev.
```

```
time       = Fri Sep 11 20:51:53 1998
batch      = wmd4
Start TOD = Fri 11-Sep-98 14:05:46
End   TOD = Fri 11-Sep-98 14:12:26
Processing= computation of average, standard dev. and rel.standard dev.
```

#####
#####
#####
#####
#####
User: scia6!scia
#####
Title: scia_11091998_125217616.egse_ltf.du1.avg.cal.b.p1.cal.log
#####
scia6
#####
Printed: Fri 21:16 Sep 11, 1998
#####
Job number: hp6mp-427
#####
#####
#####
#####
#####

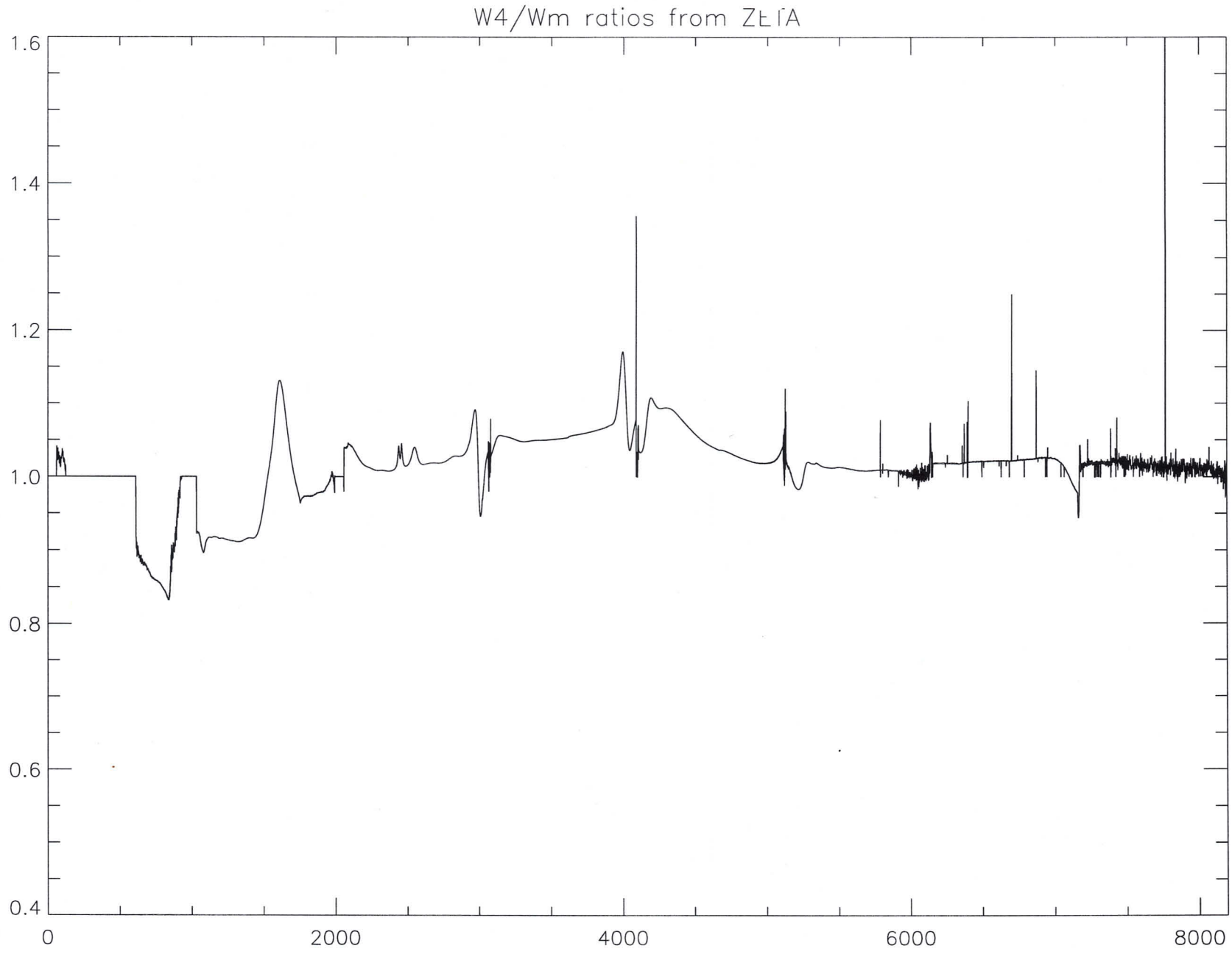

zeta-limb-IR/2 series 6

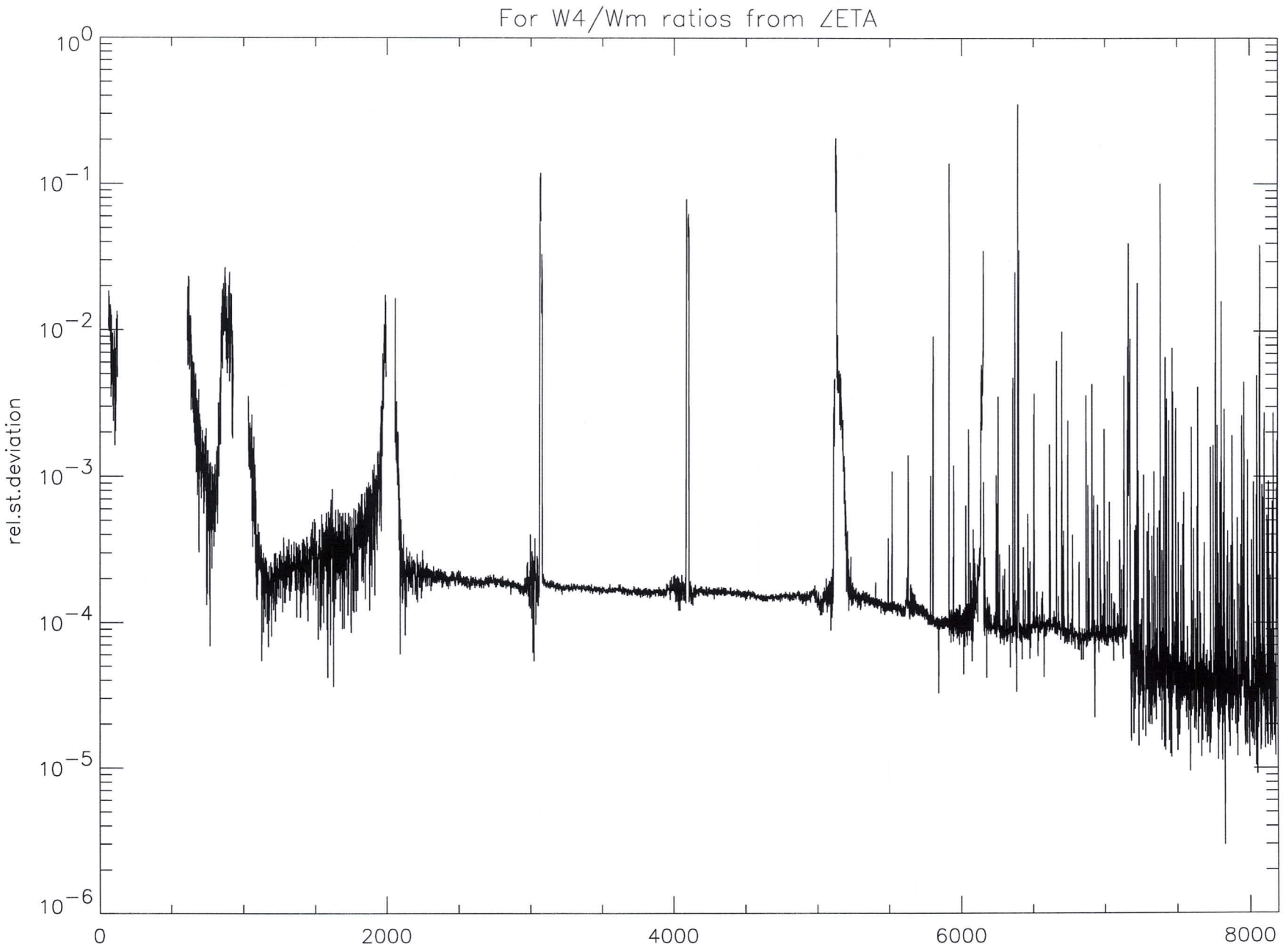

zeta-limb-12/2 series b

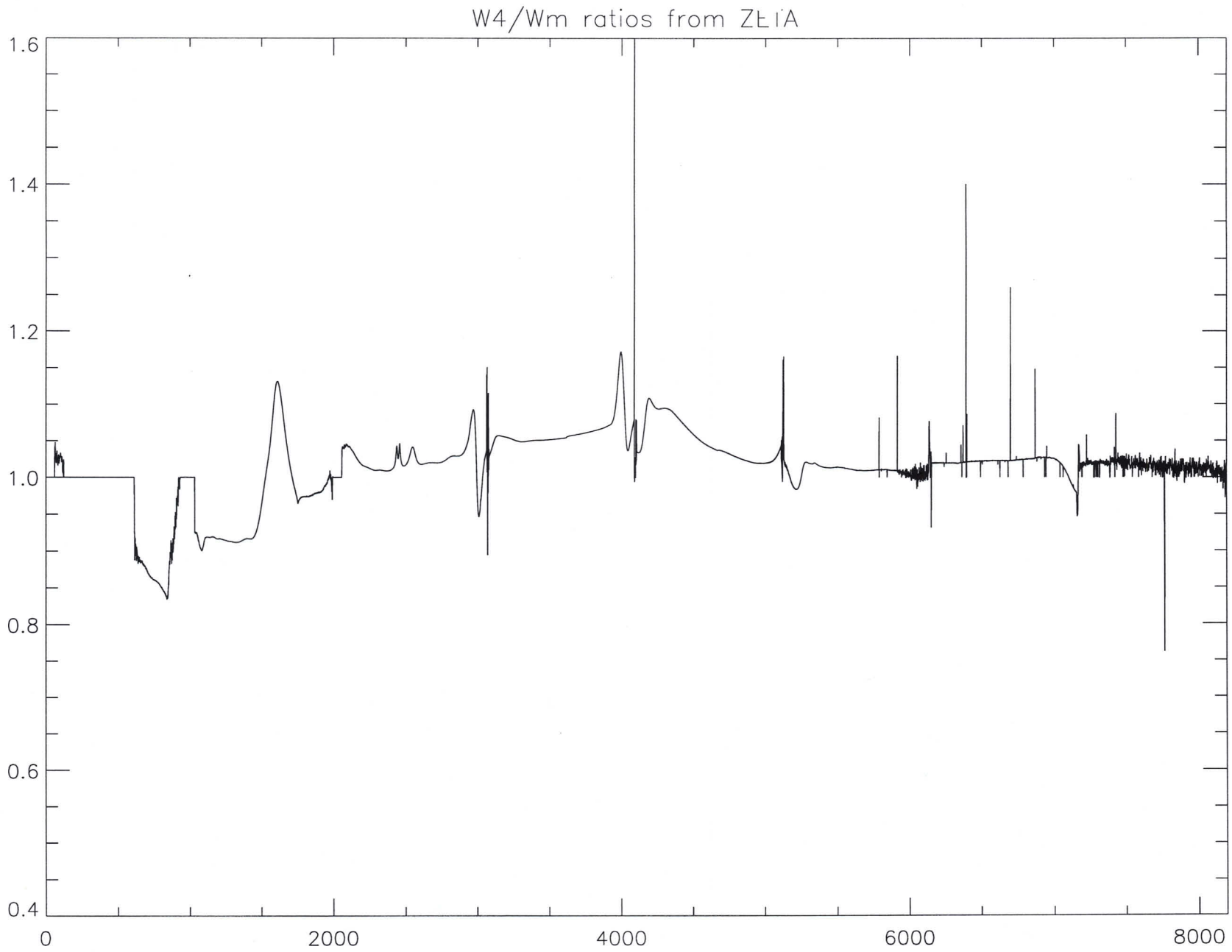

zeta-limb-IR/2 series A

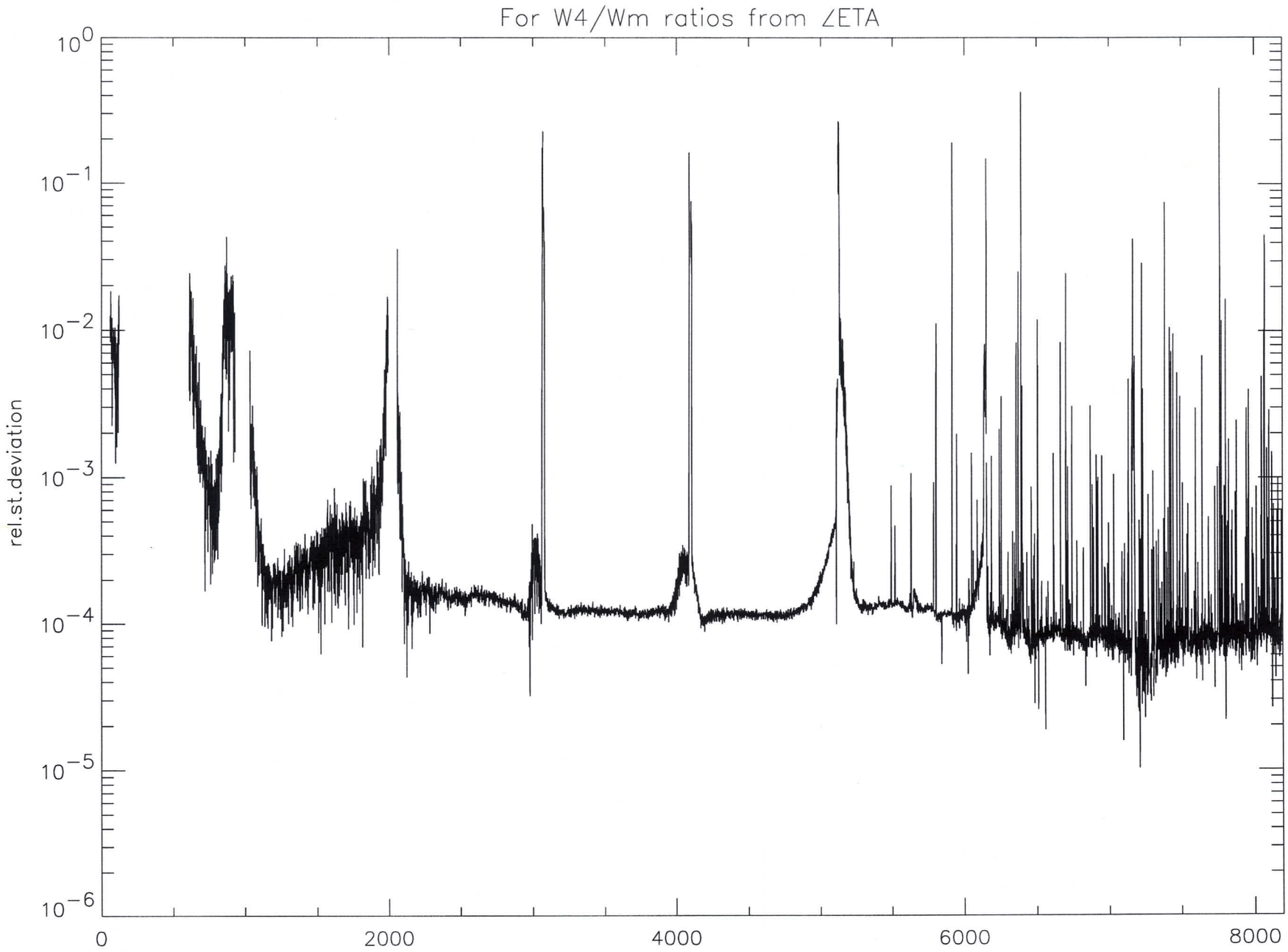

zeta-limb-1R/2 series

```
; IDL Version 5.1 (sunos sparc)
; Journal File for scia@scia6
; Working directory: /disk1/scia/cal/idl
; Date: Wed Aug 19 03:57:17 1998
; marion14.pro
; by Marion Stoppelenburg
; Calculate std.dev. for N loops of W4-Wm

plotfilename='/disk1/scia/temp/zeta.stddev'
graphcounter=-1


print
print,"this software has been tested with:"
print,"DATA-DIR/CORR/120898"
print,"DATA-DIR/ZETA-NADIR-UV/1/....du1.avg.cal"
print,"DATA-DIR/ZETA-NADIR-UV/1/....W*a#.avg.cal
print

marion13,ws,wp

mies = where(ws lt 1)
ws(mies)=1
mies = where(wp lt 1)
wp(mies)=1
eta = ws / wp

arraysize=size(eta)
numberfiles=arraysize(3)

etaaver=total(eta)
etaaver=total(eta,3)
etaaver=etaaver/numberfiles

graphcounter = graphcounter+1
window,graphcounter
plot, etaaver(*,*,0), yrange=[0.5,1.5], $
      xrange=[0,8192], xstyle=1,title="W4/Wm ratios from ZETA"
f= plotfilename + '.'+ strtrim(string(graphcounter),2) + '.ps'
set_plot, 'PS'
device,/landscape,filename= f
plot, etaaver(*,*,0), yrange=[0.5,1.5], $
      xrange=[0,8192], xstyle=1,title="W4/Wm ratios from ZETA"
device,/close
set_plot,'x'



sumdev=fltarr(1024,8)
for i=0,numberfiles-1 do sumdev = sumdev + (eta(*,*,i)-etaaver)^2
sumdev=sumdev/(numberfiles-1)
stdev=sqrt(sumdev)
relstdev=stdev/etaaver

graphcounter = graphcounter+1
window,graphcounter
plot,  relstdev,yrange=[1e-6,1],/ylog, $
       title="For W4/Wm ratios from ZETA", $
       ytitle=" rel.st.deviation",xrange=[0,8192],xstyle=1
f= plotfilename + '.'+ strtrim(string(graphcounter),2) + '.ps'
set_plot, 'PS'
device,/landscape,filename= f
plot,  relstdev,yrange=[1e-6,1],/ylog, $
       title="For W4/Wm ratios from ZETA", $
```

```
        ytitle=" rel.st.deviation",xrange=[0,8192],xstyle=1
device,/close
set_plot,'x'

UnixCommand= 'lpr -Php6mp ' + plotfilename + '.*.ps'
spawn, UnixCommand

help,ws
help,wp
help,eta
help,etaaver
help,stdev
help,relstdev
```

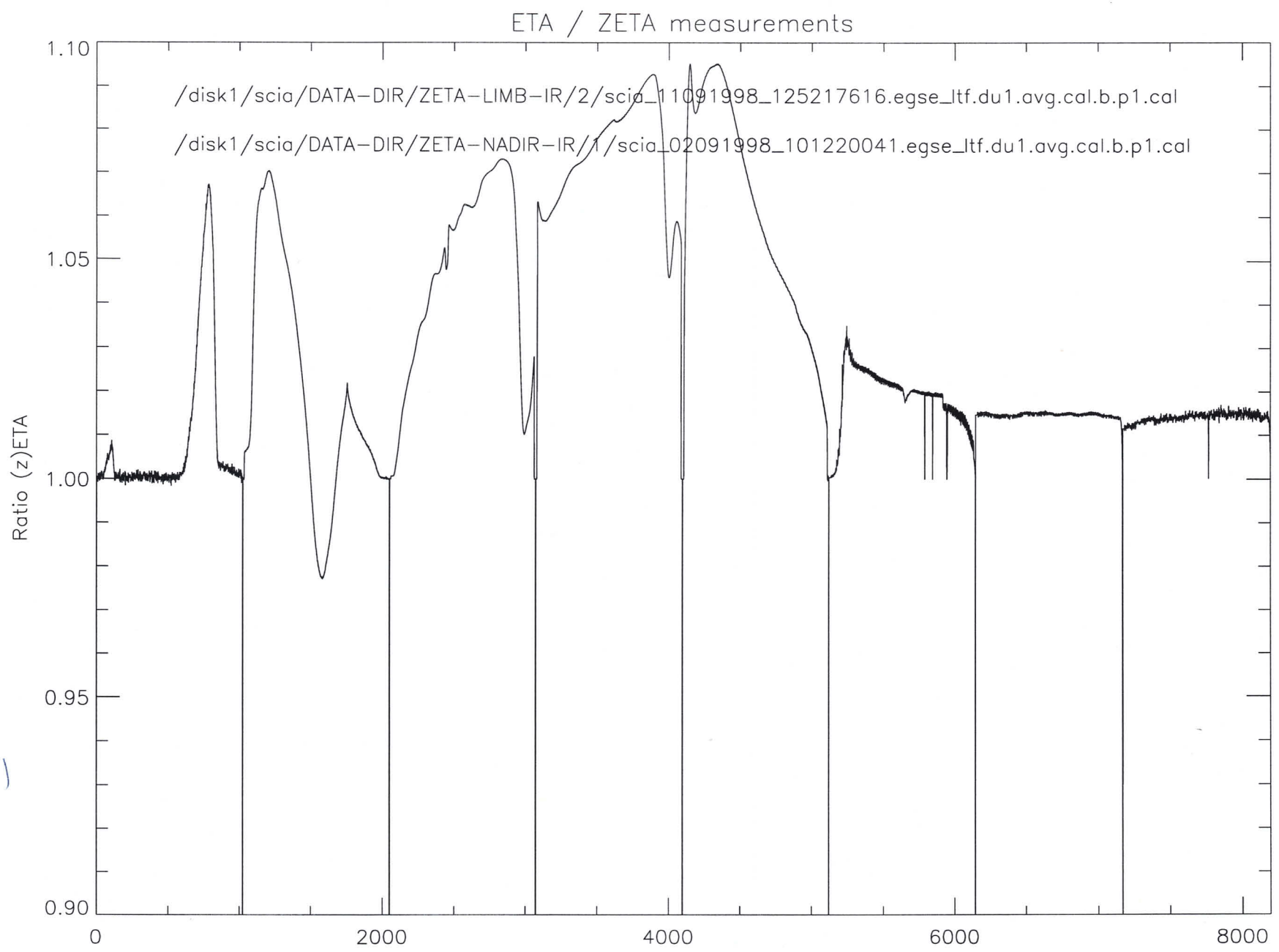

TRY

$\frac{ZETA - 1}{ETA - 1}$

mind the singularities (RS)

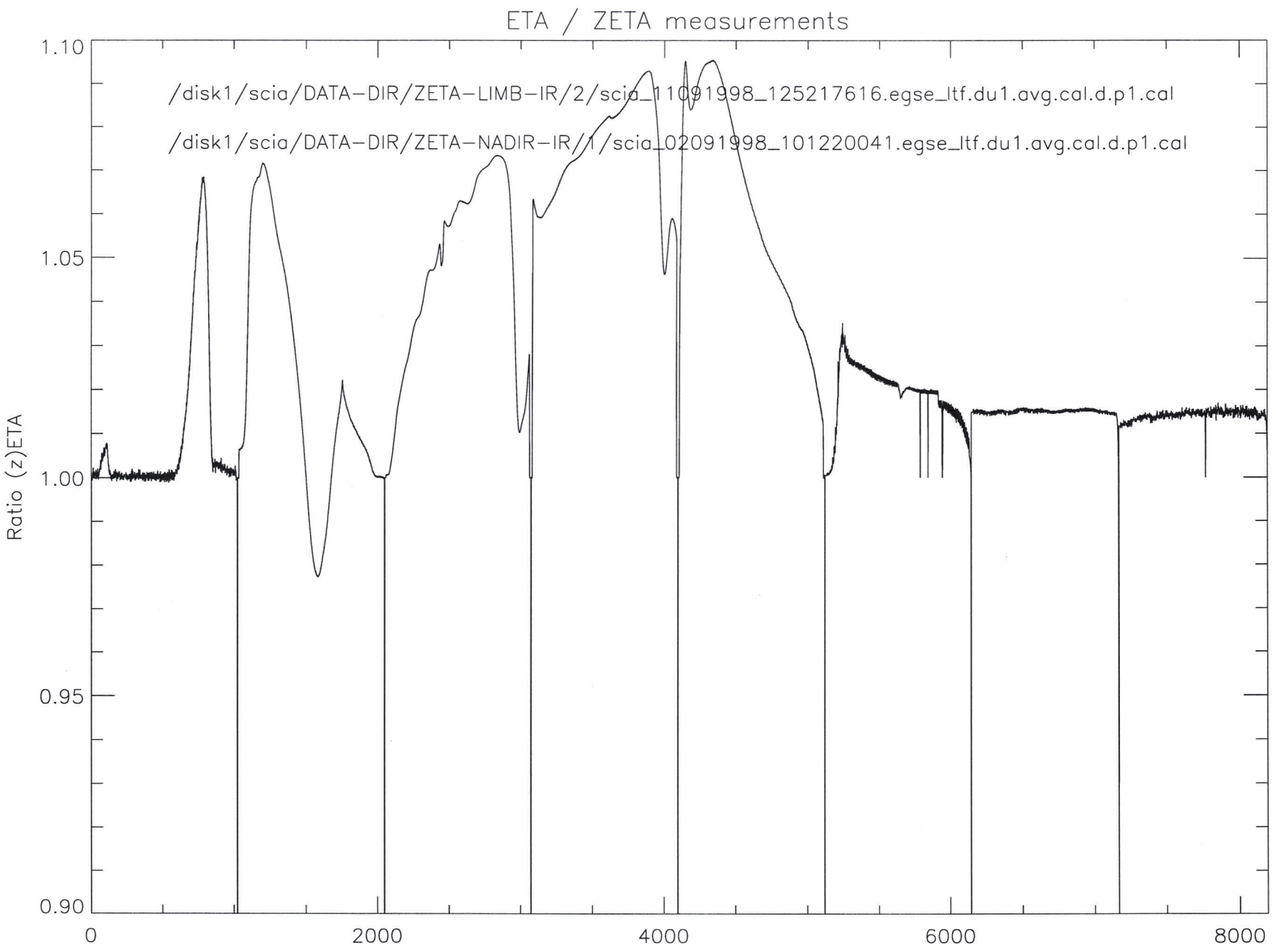
ETA / ZETA measurements
/disk1/scia/DATA-DIR/ZETA-LIMB-IR/2/scia_11091998_125217616.egse_ltf.du1.avg.cal.d.p1.cal
/disk1/scia/DATA-DIR/ZETA-NADIR-IR/1/scia_02091998_101220041.egse_ltf.du1.avg.cal.d.p1.cal
Ratio (z)ETA
1.10
1.05
1.00
0.95
0.90
0
2000
4000
6000
8000

```
; IDL Version 5.1 (sunos sparc)
; Working directory: /disk1/scia/cal/idl
; Date: Sept 9, 1998
; Jos12.pro
; by Jos Groote Schaarsberg
; Compare two Eta/Zeta results.
.compile cal_file_func
.compile cal_func

toolowvalue=1e-6
yrange=[0.90, 1.10]
graphcounter=-1
plotfilename='/disk1/scia/temp/eta.ratio'
cpath = getenv ('CALDATADIR')
data1=fltarr(1024,8)
data2=fltarr(1024,8)

print
print, '*****************************************************'
print, "Select first Eta/Zeta result.....du1.avg.cal.x.p1.cal"
print, '*****************************************************'
print
f  ename1 = pickfile(title='Select a light file (...W_###)', $
                           filter='*.avg.cal.*.p1.cal', $
                           path=cpath, /read)
print, filename1
print, '*****************************************************'
openr,lun,filename1,/get_lun
datarecord= read_cal_file(lun)
free_lun,lun
for i=0,7 do data1(*,i)= datarecord.dm(i).data


print
print, '*****************************************************'
print, "Select second Eta/Zeta result.....du1.avg.cal.x.p1.cal"
print, '*****************************************************'
print
filename2 = pickfile(title='Select a light file (...W_###)', $
                           filter='*.avg.cal.*.p1.cal', $
                           path=cpath, /read)
p  nt, filename2
print, '*****************************************************'
openr,lun,filename2,/get_lun
datarecord= read_cal_file(lun)
free_lun,lun
for i=0,7 do data2(*,i)= datarecord.dm(i).data



smallvalue = min(data2)
if (smallvalue lt toolowvalue) then begin & $
   print & $
   print, '************************************' & $
   print, 'Warning: Zero-values in data set 2' & $
   print, '         low values clipped to one' & $
   print, '         value in set 1 set to zero' & $
   print, '         ratio will be zero' & $
   print, '************************************' & $
   print & $
   smallvalueindex = where(data2 lt toolowvalue) & $
   data1(smallvalueindex) = 0 & $
   data2(smallvalueindex) = 1 & $
endif
```

```
dataratio = data1 / data2

graphcounter = graphcounter + 1
window, graphcounter
plot, dataratio, $
      yrange=yrange, $
      ytitle="Ratio (z)ETA", $
      xrange=[0,8192], xstyle=1, $
      title = 'ETA / ZETA measurements'
f= plotfilename + '.'+ strtrim(string(graphcounter),2) + '.ps'
set_plot, 'PS'
device,/landscape,filename= f
plot, dataratio, $
      yrange=yrange, $
      ytitle="Ratio (z)ETA", $
      xrange=[0,8192], xstyle=1, $
      title = 'ETA / ZETA measurements'
xyouts, 0.15, 0.9, filename1, /normal
xyouts, 0.15, 0.85, filename2, /normal
device,/close
set_plot,'x'

UnixCommand= 'lpr -Php6mp ' + plotfilename + '.*.ps'
spawn, UnixCommand
```

Formal Run of Measurement

(Measurement ID) ETA_UV_VIS + Limb Test

Request for Actual Status	X	(cross out entries that are not requested.)
Request for Modification	X	(fill in only entries to be modified)
Request for Run	X	(no entries = run based on actual default settings)

Scanner Positions

Azimuth	-45	deg
Elevation	-12,70	deg

Timeline for each Data Acquisition Period during Measurement

	1	2	3	4	5	6	7	8	9	10
State ID	9									
Repetitions	1									

State Parameters for States used in Timeline (State ID must be given)

Channel	PET [s] or H#	Co-Adding	PET [s] or H#	Co-Adding	PET [s] or H#	Co-Adding	PET [s] or H#	Co-Adding
1a	2	1						
1b	2	1						
2b	0,5	4						
2a	0,5	4						
3	0,125	16						
4	0,06125	32						
5	0,03125	32						
6	H6	32						
7	H7	32						
8	H8	32						
State ID								

Zeta

Step 9-4 Test

UID 51

Stimuli Settings for Existing Blocks in Measurement

Block No	Stimuli Setup ID	PPC [deg]	Polarizer [deg]	Shutter open/close	Acquisition Time [s]	Lambda [nm] Start	Stop	Step	Repetition Factor	Message	OS Setup Time [s]
1	2	4	129,1	close	1	240	240	0	1	DU1	12
2,1	2	4	129,1	open	1					W4a#	20
2,2	2	4	42,9	open	1					WMa#	20
3.1	2	16,5	129,1	open	1					W4c#	20
3.2	2	16,5	42,9	open	1					WMc#	20
4.1	2	22,3	129,1	open	1					W4e#	20
4.2	2	22,3	42,9	open	1					WMe#	20
5	2	22,3	42,9	close	1	240	240	0	1	DU2	8

Measurement Data Description

Test Purpose	Find PET's
Remark	UID 51
Data Directory	0254_16.58 28. ETA_UV_VIS

Signatures

	Date	Signature
Issued		
< Performed	11.9.98	[signature]

	LOG SHEET SCHIAMACHY CALIBRATION	
Date/Time	Description of action	Measurement directory
	zefa - limb - UV-Vis	
	dark seems ok	
	light seems ok	
	zeta rs approx. 1	
	std. dev. over N loops seems ok	
	limb compared with NADIR	
	Ratio 1.0 ↔ 1.1	1

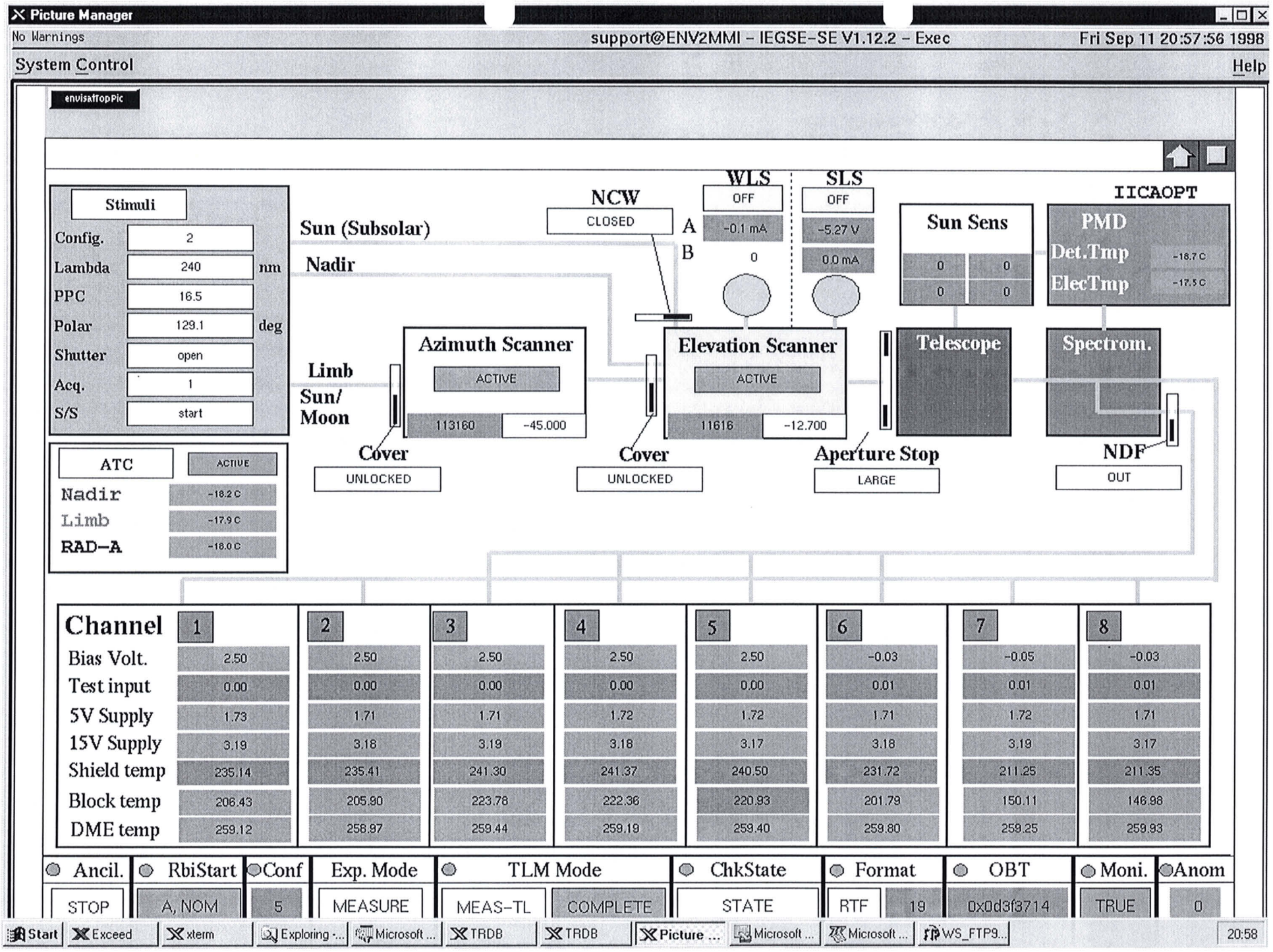
Picture Manager
No Warnings
support@ENV2MMI - IEGSE-SE V1.12.2 - Exec
Fri Sep 11 20:57:56 1998
System Control
Help
envisatTopPic
Stimuli
Config. 2
Lambda 240 nm
PPC 16.5
Polar 129.1 deg
Shutter open
Acq. 1
S/S start
ATC ACTIVE
Nadir -18.2 C
Limb -17.9 C
RAD-A -18.0 C
Sun (Subsolar)
Nadir
Limb
Sun/ Moon
NCW
CLOSED
A
B
WLS
OFF
-0.1 mA
0
SLS
OFF
-5.27 V
0.0 mA
Sun Sens
0 0
0 0
IICAOPT
PMD
Det.Tmp -18.7 C
ElecTmp -17.5 C
Azimuth Scanner
ACTIVE
113160 -45.000
Elevation Scanner
ACTIVE
11616 -12.700
Telescope
Spectrom.
Cover
UNLOCKED
Cover
UNLOCKED
Aperture Stop
LARGE
NDF
OUT
Channel 1 2 3 4 5 6 7 8
Bias Volt. 2.50 2.50 2.50 2.50 2.50 -0.03 -0.05 -0.03
Test input 0.00 0.00 0.00 0.00 0.00 0.01 0.01 0.01
5V Supply 1.73 1.71 1.71 1.72 1.72 1.71 1.72 1.71
15V Supply 3.19 3.18 3.19 3.18 3.17 3.18 3.19 3.17
Shield temp 235.14 235.41 241.30 241.37 240.50 231.72 211.25 211.35
Block temp 206.43 205.90 223.78 222.36 220.93 201.79 150.11 146.98
DME temp 259.12 258.97 259.44 259.19 259.40 259.80 259.25 259.93
Ancil. STOP
RbiStart A, NOM
Conf 5
Exp. Mode MEASURE
TLM Mode MEAS-TL COMPLETE
ChkState STATE
Format RTF 19
OBT 0x0d3f3714
Moni. TRUE
Anom 0
Start
Exceed
xterm
Exploring -...
Microsoft ...
TRDB
TRDB
Picture ...
Microsoft ...
Microsoft ...
WS_FTP9...
20:58

Formal Run of Measurement

(Measurement ID) ETA_UV_VIS_Limb

Request for Actual Status		(cross out entries that are **not** requested.)
Request for Modification	X	(fill in only entries to be modified)
Request for Run		(no entries = run based on actual default settings)

Scanner Positions

Azimuth	-45	deg
Elevation	-12,70	deg

Timeline for each Data Acquisition Period during Measurement

	1	2	3	4	5	6	7	8	9	10
State ID	9									
Repetitions	5									

State Parameters for States used in Timeline (State ID must be given)

Channel	PET [s] or H#	Co-Adding	PET [s] or H#	Co-Adding	PET [s] or H#	Co-Adding	PET [s] or H#	Co-Adding
1a	2	1						
1b	2	1						
2b	0,5	4						
2a	0,5	4						
3	0,125	16						
4	0,0625	32						
5	0,0625	32						
6	H6	32						
7	H7	32						
8	H8	32						
State ID								

Zeta

Step 9-4 FR

UID 51

Stimuli Settings for Existing Blocks in Measurement

Block No	Stimuli Setup ID	PPC [deg]	Polarizer [deg]	Shutter open/close	Acquisition Time [s]	Lambda [nm] Start	Stop	Step	Repetition Factor	Message	OS Setup Time [s]
1	2	4	129,1	close	1	240	240	0	0	DU1	12
2,1		4	129,1	open					0	W4a#	20
2,2		4	42,9	open					0	WMa#	20
3,1		16,5	129,1	open					0	W4c#	20
3,2		16,5	42,9	open					0	WMc#	20
4,1		22,3	129,1	open					0	W4e#	20
4,2		22,3	42,9	open					0	WMe#	20
5	2	22,3	42,9	close	1	240	240	0	0	DU2	8

Measurement Data Description

Test Purpose	Formal Run.
Remark	UID 51
Data Directory	

Signatures

	Date	Signature
Issued	11/9/98	
< Performed	11.9.98	

limb

MASTER

2 ETA-UV

STEP	ACTION	RESULT	MARKER
Intro	Your name:	Wendell Lynch	
	Date:	12-09-98	
	What's the name of the (main) data input files generated by the EGSE? (*.dat)	many. 1109 1998_181423649 -183008760 -181423649 -184639337 -190227928	(A) 205431209 -191810580 -212654679 -193432649 -195017590 -214238131 -200638549 -204224809 see course descr. 203809495
	Setup a three-window configuration on your SUN.		
Cnstr directory	`cd ~/DATA-DIR/ETA-UV/ ; ls -l`		Note: In window DATA-DIR
	highest number in directory?	1	(B)
	New directory: `mkdir <B+1>` `ls -l`		
	What's now the highest number in directory?	2	(C)
	<C> should be <B> + 1	(Y) / N	
	directory name is:	~/DATA-DIR/~~ETA-UV~~/<C>	(DIR-NAME)
Copy data	See Analysis sheet: Transfer Data File	eta_limb_uv Y ~~N~~	In DATA-DIR window
Cnstr EGSE_LTF	`cal_raw2ltf .` (Error messages are not necessarily fatal; check with SOLAN --in solan window-- whether output file is okay: there should be a signal present, and `dremark1` labels should be filled)		Note: In window DATA-DIR; ***don't forget the dot !!!;*** *May take more than 15 mins.*
	`ls -l *.egse_ltf` What's the name of the egse_ltf file	scia_1109 1998_175852152.egse_ltf	(D)
	<D> should be <A>.egse_ltf	Y / N	
Cnstr CAL files	`idl run_averscia` (and select file <D> when asked)		Note: In window IDL
Check CAL files	Dark files: `ls -l *du*.avg.cal`		
	size: du1 du2	145.998	should be approx 150Kb
	S-pol file: `ls -l *w4*.avg.cal`		
	size:	145.998	should be approx 150Kb

	Size of file `<D>.du*.avg.cal.[a|c|e].p1.log`	1601
	Size of file `<D>.du*.avg.cal.[a|c|e].p1.ps`	a 142501 c 142356 e 142602
Check ETA visually	`lpr -P<printer> <D>.*du.*.p1.cal.ps`	
	Value of ETA in each channel (pixel 300 -- 800) between 0 and 3? (in channels 1-4)	Y / N
	Value of ETA resembles expected ETA (see [Predicted PFM calibration results])?	Y / N
	Add postscript images to logbook, done	Y / N
Print logfiles	`lpr -P<printer> <D>.du*.p1.cal.log`	
	Add logfiles to logbook, done	Y / N

Back up	Create 3 sets of backup CDs of directory <DIR-NAME> (One CD has a capacity of 600 Mbytes, the UNIX command `/usr/bin/du -k .` gives the number of kilo bytes in the current directory).		See analysis sheet BackUp
	Name of backup CDs		

Sign:	Name	
	Date and time	
	Signature	

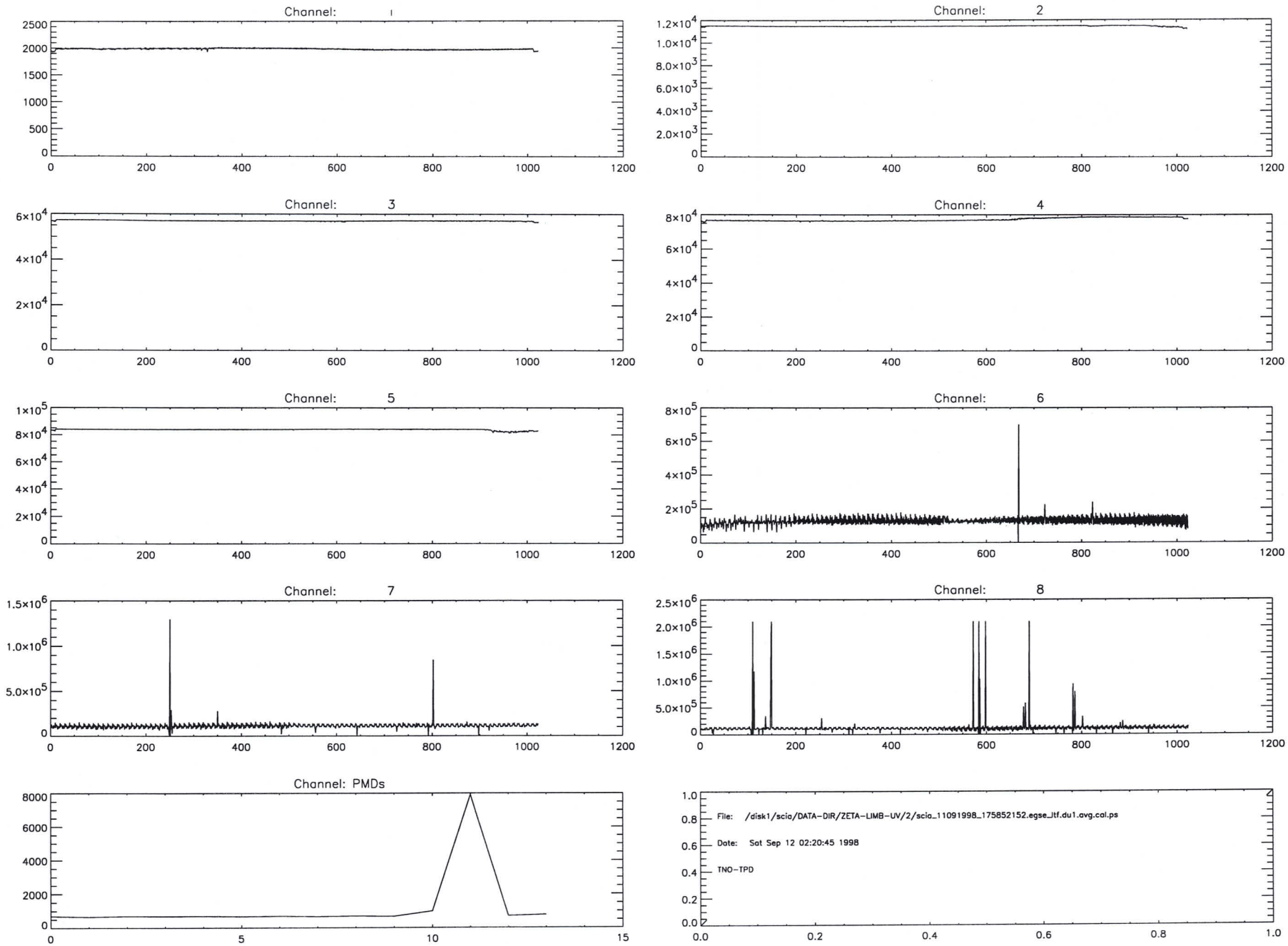
Channel: 1
Channel: 2
Channel: 3
Channel: 4
Channel: 5
Channel: 6
Channel: 7
Channel: 8
Channel: PMDs
File: /disk1/scia/DATA-DIR/ZETA-LIMB-UV/2/scia_11091998_175852152.egse_ltf.du1.avg.cal.ps
Date: Sat Sep 12 02:20:45 1998
TNO-TPD

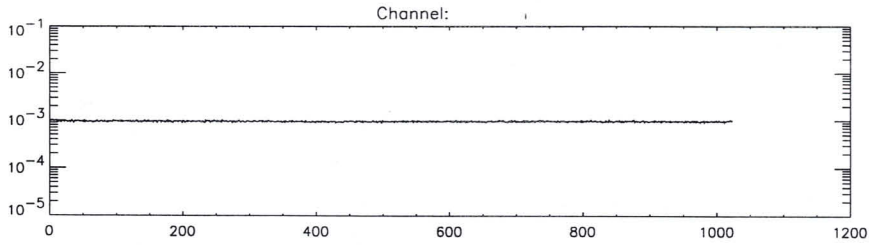
Channel:

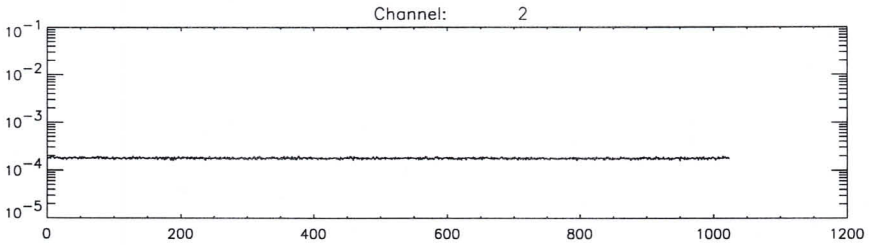
Channel: 2

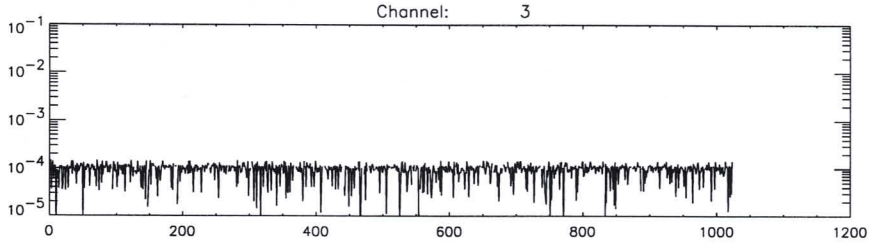
Channel: 3

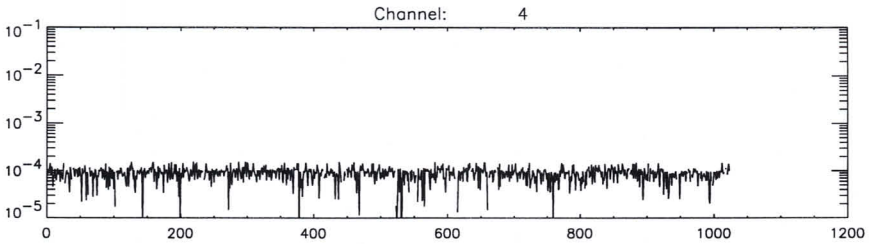
Channel: 4

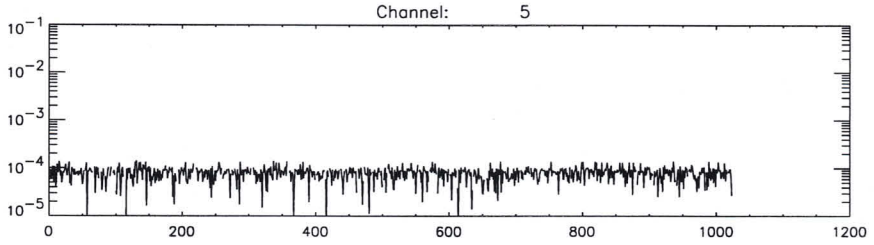
Channel: 5

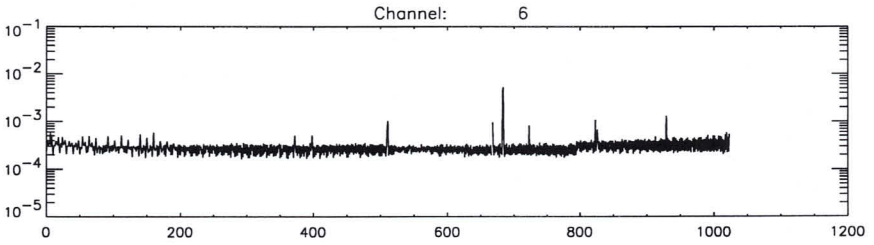
Channel: 6

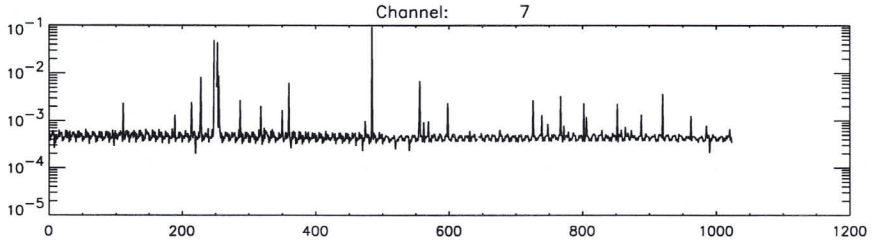
Channel: 7

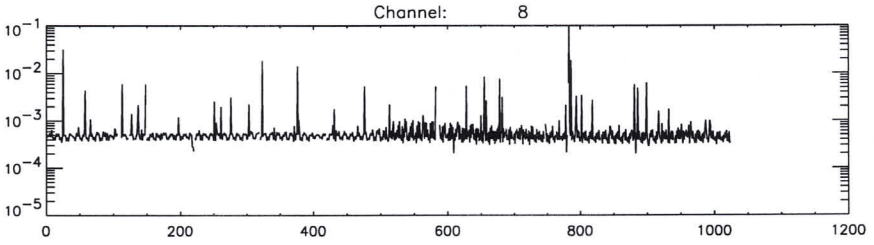
Channel: 8

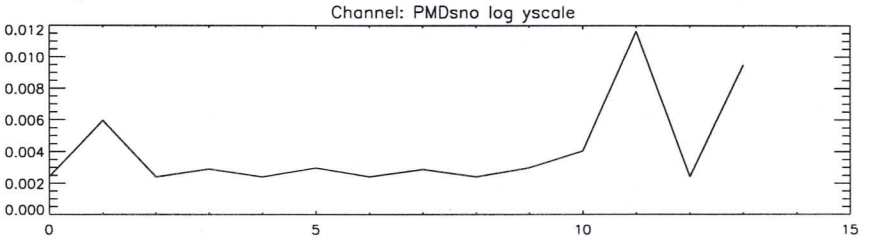
Channel: PMDsno log yscale

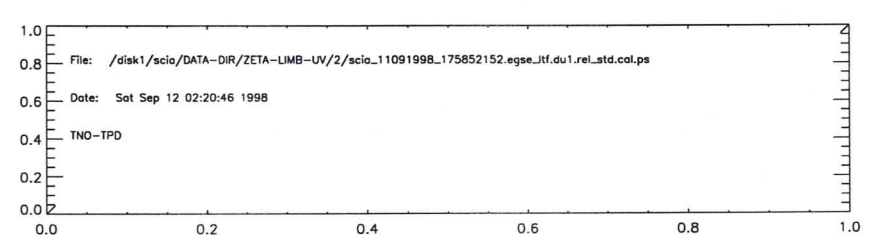
File: /disk1/scia/DATA-DIR/ZETA-LIMB-UV/2/scia_11091998_175852152.egse_ltf.du1.rel_std.cal.ps
Date: Sat Sep 12 02:20:46 1998
TNO-TPD

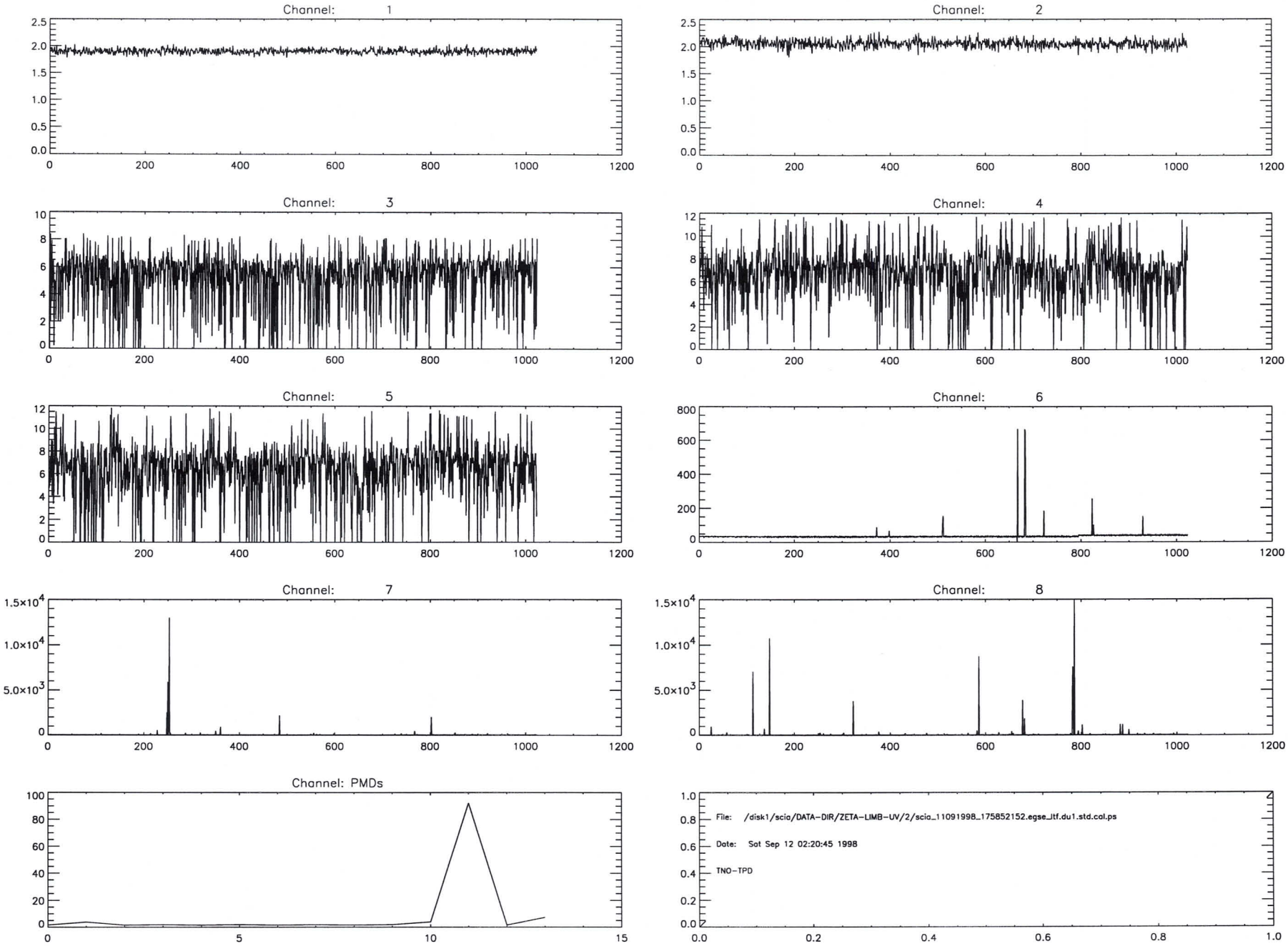
Channel: 1
Channel: 2
Channel: 3
Channel: 4
Channel: 5
Channel: 6
Channel: 7
Channel: 8
Channel: PMDs
File: /disk1/scia/DATA-DIR/ZETA-LIMB-UV/2/scia_11091998_175852152.egse_ltf.du1.std.cal.ps
Date: Sat Sep 12 02:20:45 1998
TNO-TPD

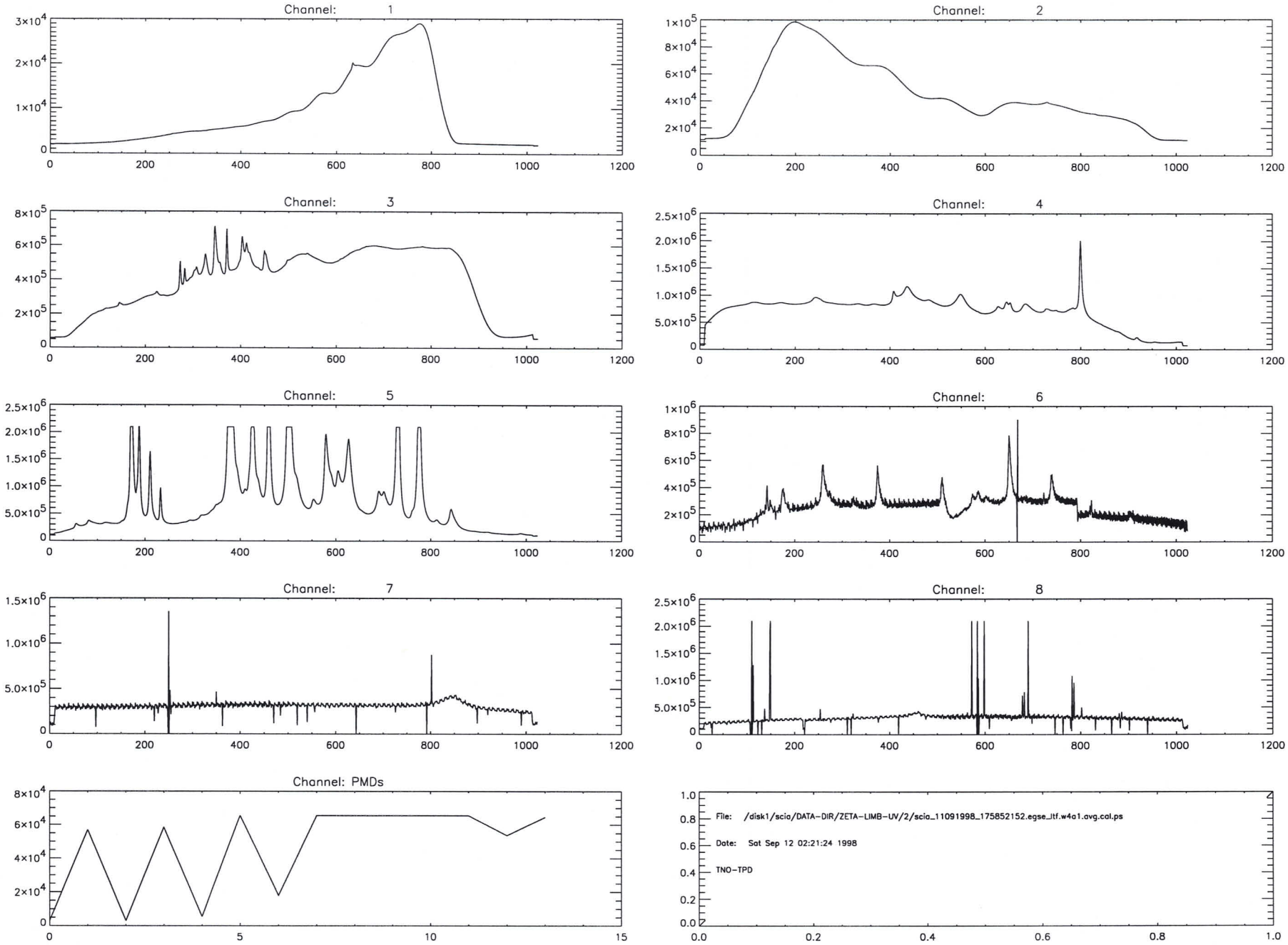
Channel: 1
Channel: 2
Channel: 3
Channel: 4
Channel: 5
Channel: 6
Channel: 7
Channel: 8
Channel: PMDs
File: /disk1/scia/DATA-DIR/ZETA-LIMB-UV/2/scia_11091998_175852152.egse_itf.w4a1.avg.cal.ps
Date: Sat Sep 12 02:21:24 1998
TNO-TPD

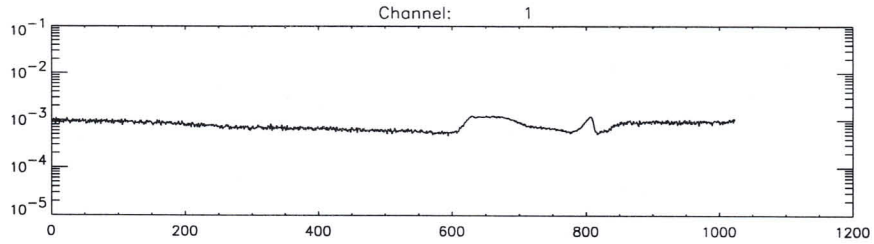
Channel: 1

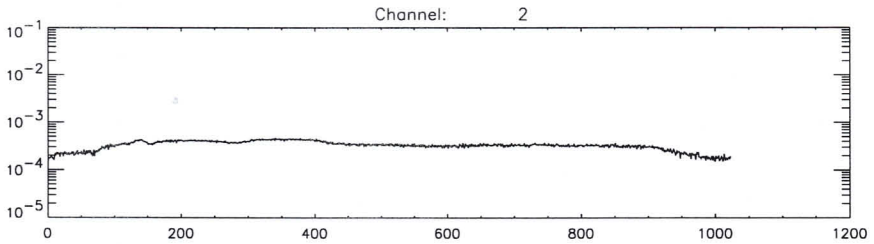
Channel: 2

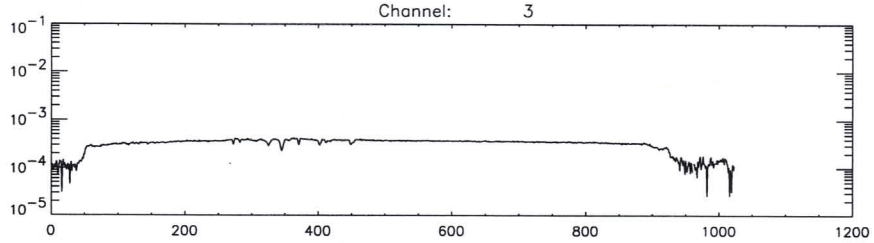
Channel: 3

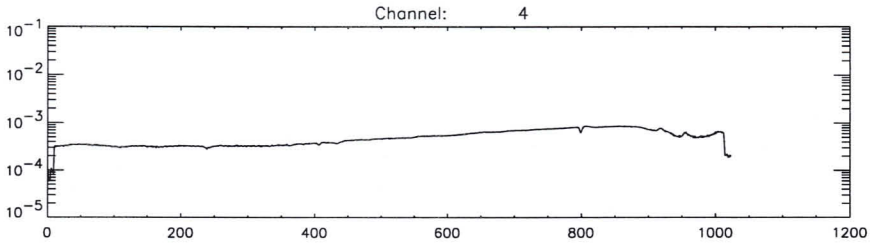
Channel: 4

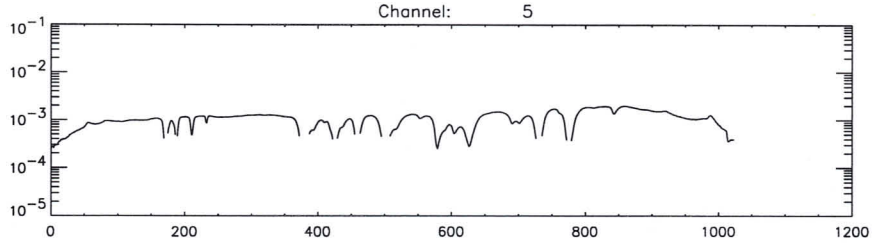
Channel: 5

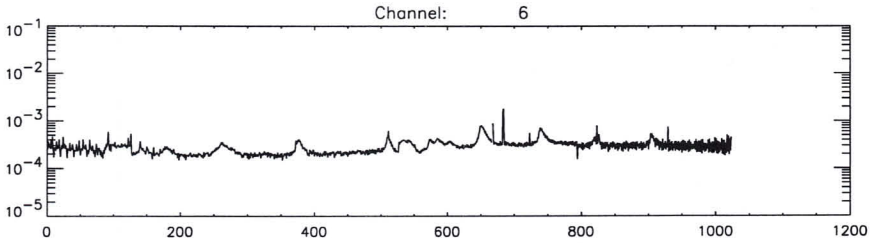
Channel: 6

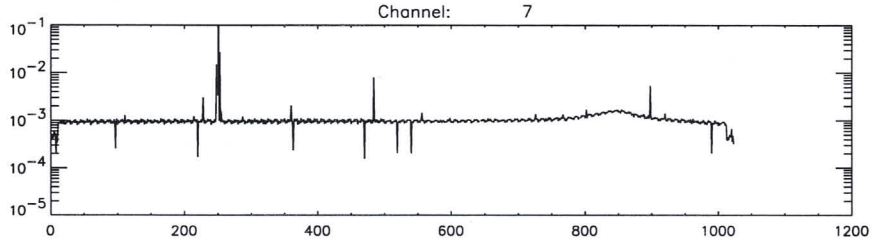
Channel: 7

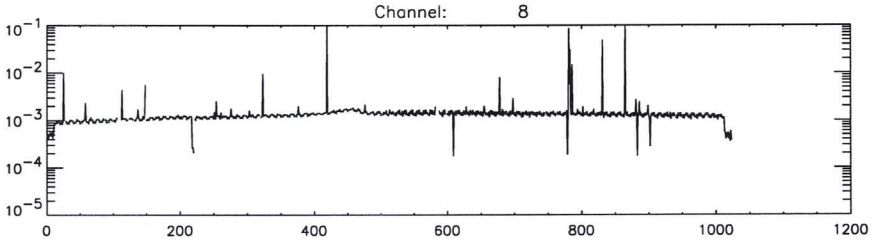
Channel: 8

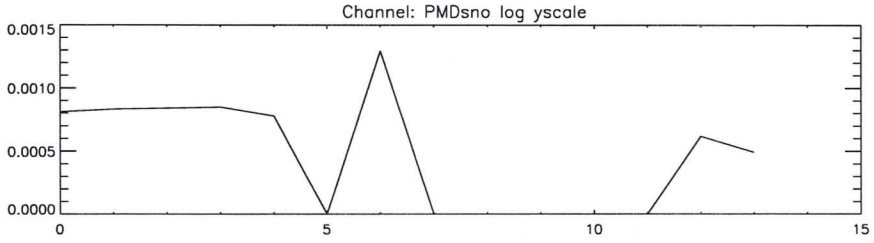
Channel: PMDsno log yscale

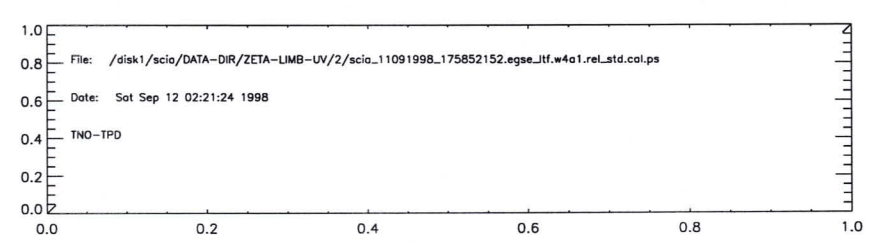
File: /disk1/scia/DATA-DIR/ZETA-LIMB-UV/2/scia_11091998_175852152.egse_ltf.w4a1.rel_std.cal.ps
Date: Sat Sep 12 02:21:24 1998
TNO-TPD

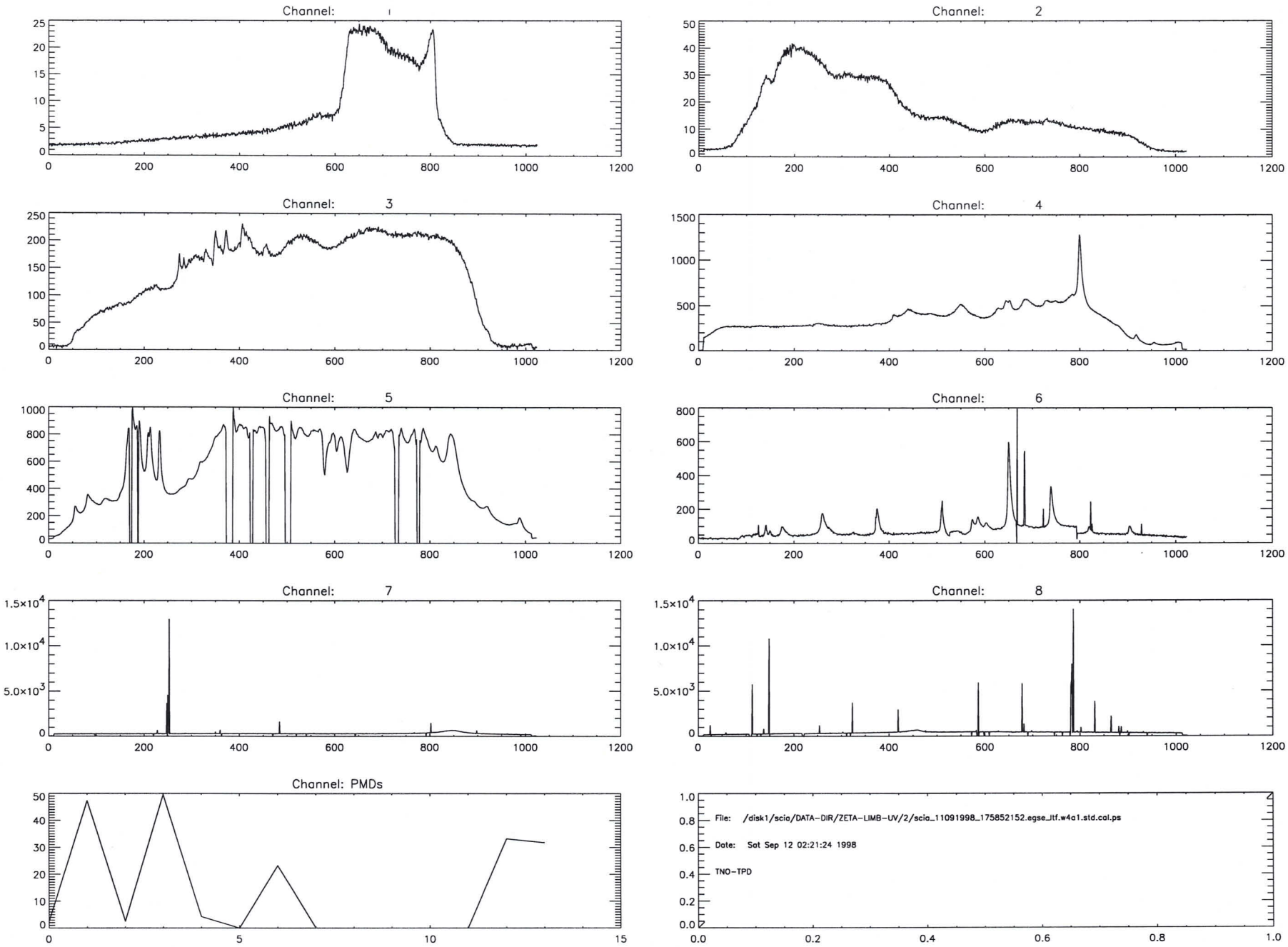
Channel:
Channel: 2
Channel: 3
Channel: 4
Channel: 5
Channel: 6
Channel: 7
Channel: 8
Channel: PMDs
File: /disk1/scia/DATA-DIR/ZETA-LIMB-UV/2/scia_11091998_175852152.egse_ltf.w4a1.std.cal.ps
Date: Sat Sep 12 02:21:24 1998
TNO-TPD

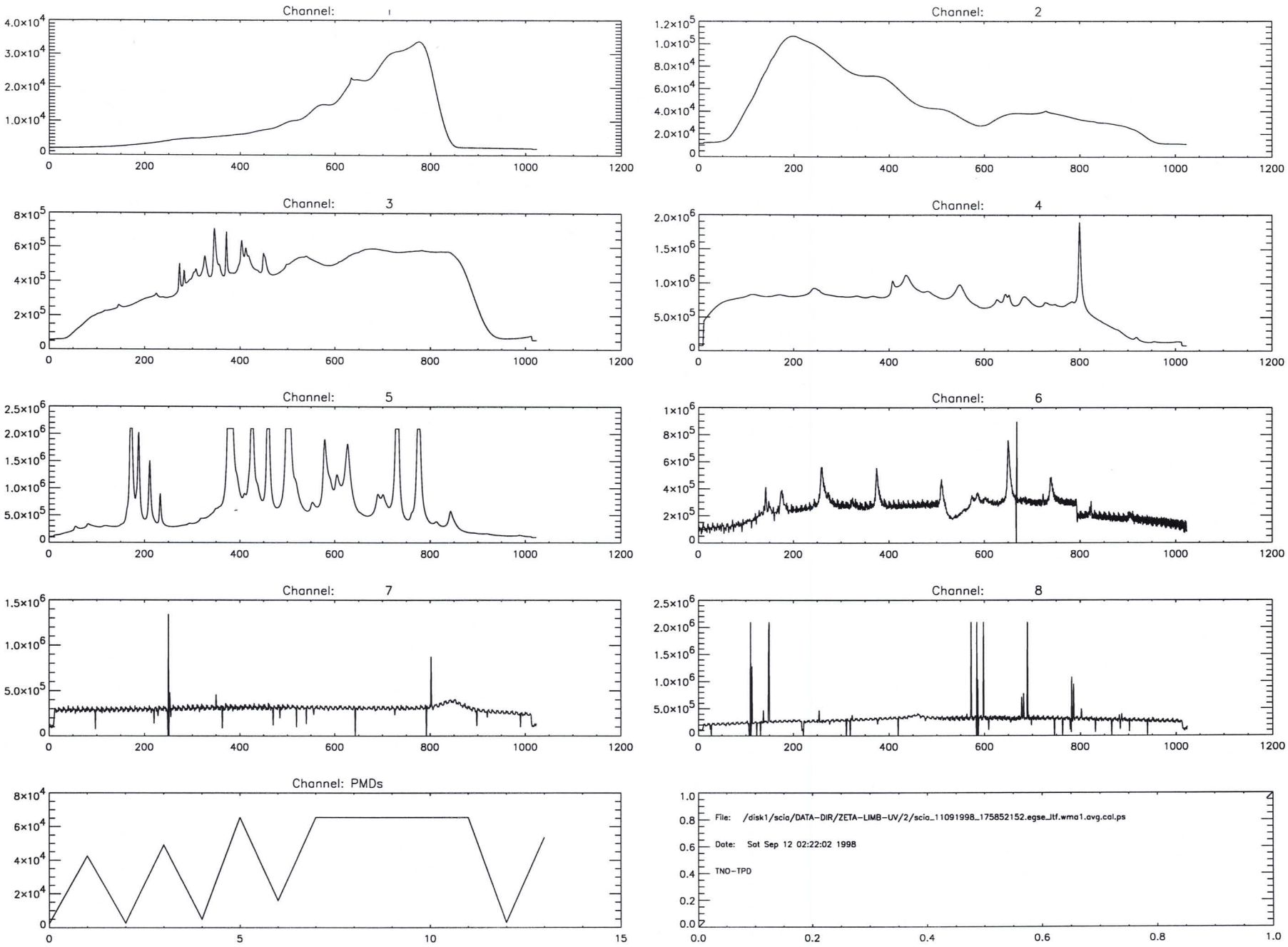
Channel:
Channel: 2
Channel: 3
Channel: 4
Channel: 5
Channel: 6
Channel: 7
Channel: 8
Channel: PMDs
File: /disk1/scia/DATA-DIR/ZETA-LIMB-UV/2/scia_11091998_175852152.egse_itf.wma1.avg.cal.ps
Date: Sat Sep 12 02:22:02 1998
TNO-TPD

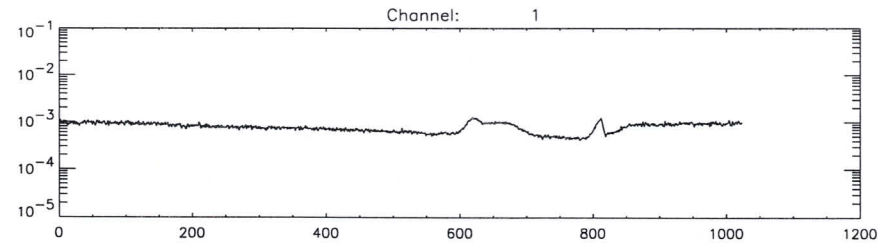
Channel: 1
10^{-1}
10^{-2}
10^{-3}
10^{-4}
10^{-5}
0
200
400
600
800
1000
1200

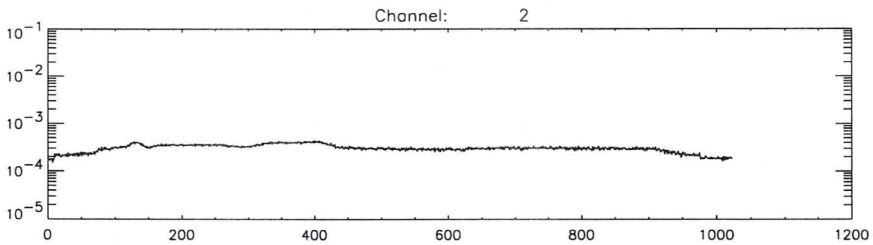
Channel: 2
10^{-1}
10^{-2}
10^{-3}
10^{-4}
10^{-5}
0
200
400
600
800
1000
1200

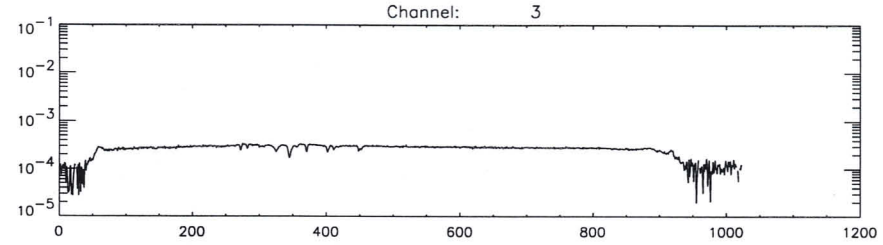
Channel: 3
10^{-1}
10^{-2}
10^{-3}
10^{-4}
10^{-5}
0
200
400
600
800
1000
1200

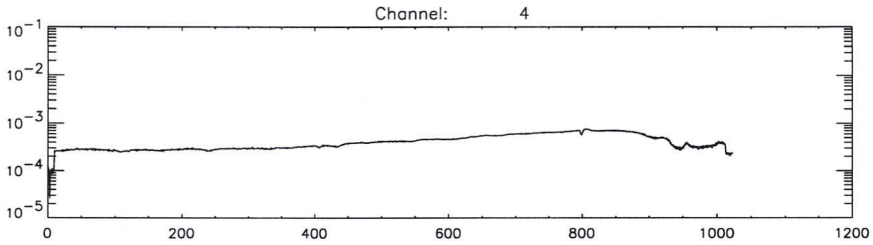
Channel: 4
10^{-1}
10^{-2}
10^{-3}
10^{-4}
10^{-5}
0
200
400
600
800
1000
1200

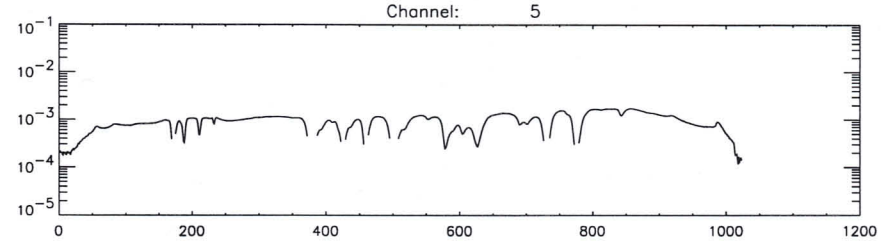
Channel: 5
10^{-1}
10^{-2}
10^{-3}
10^{-4}
10^{-5}
0
200
400
600
800
1000
1200

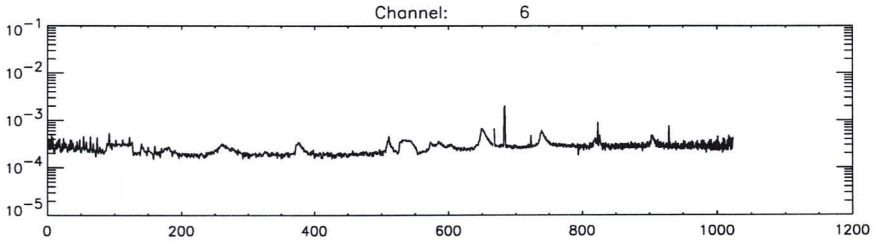
Channel: 6
10^{-1}
10^{-2}
10^{-3}
10^{-4}
10^{-5}
0
200
400
600
800
1000
1200

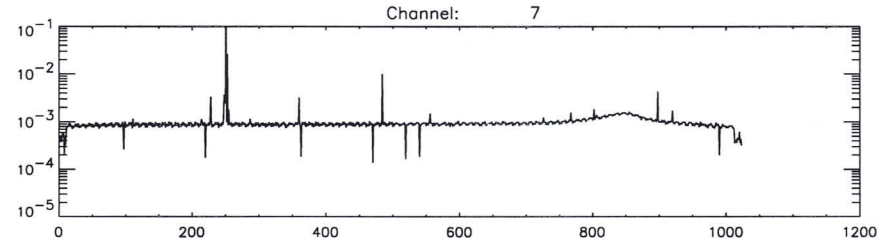
Channel: 7
10^{-1}
10^{-2}
10^{-3}
10^{-4}
10^{-5}
0
200
400
600
800
1000
1200

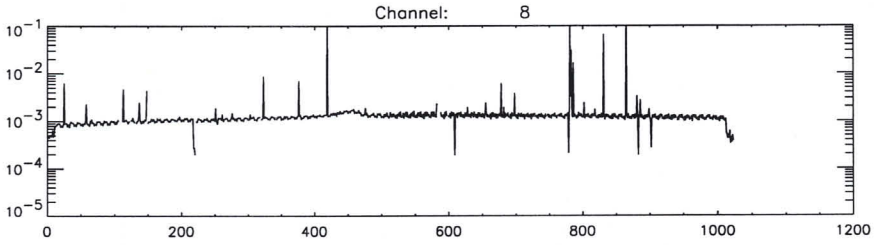
Channel: 8
10^{-1}
10^{-2}
10^{-3}
10^{-4}
10^{-5}
0
200
400
600
800
1000
1200

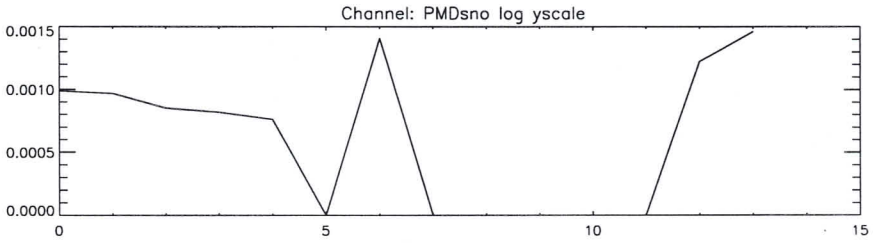
Channel: PMDsno log yscale
0.0015
0.0010
0.0005
0.0000
0
5
10
15

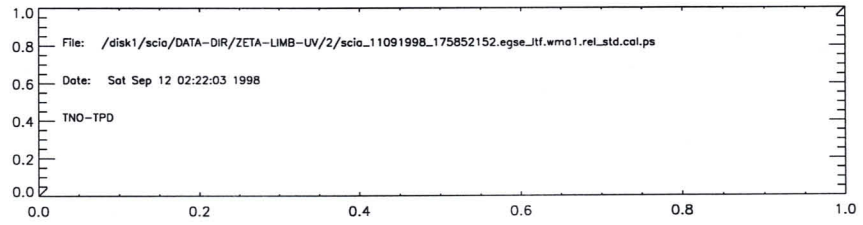
File: /disk1/scia/DATA-DIR/ZETA-LIMB-UV/2/scia_11091998_175852152.egse_ltf.wma1.rel_std.cal.ps
Date: Sat Sep 12 02:22:03 1998
TNO-TPD
1.0
0.8
0.6
0.4
0.2
0.0
0.0
0.2
0.4
0.6
0.8
1.0

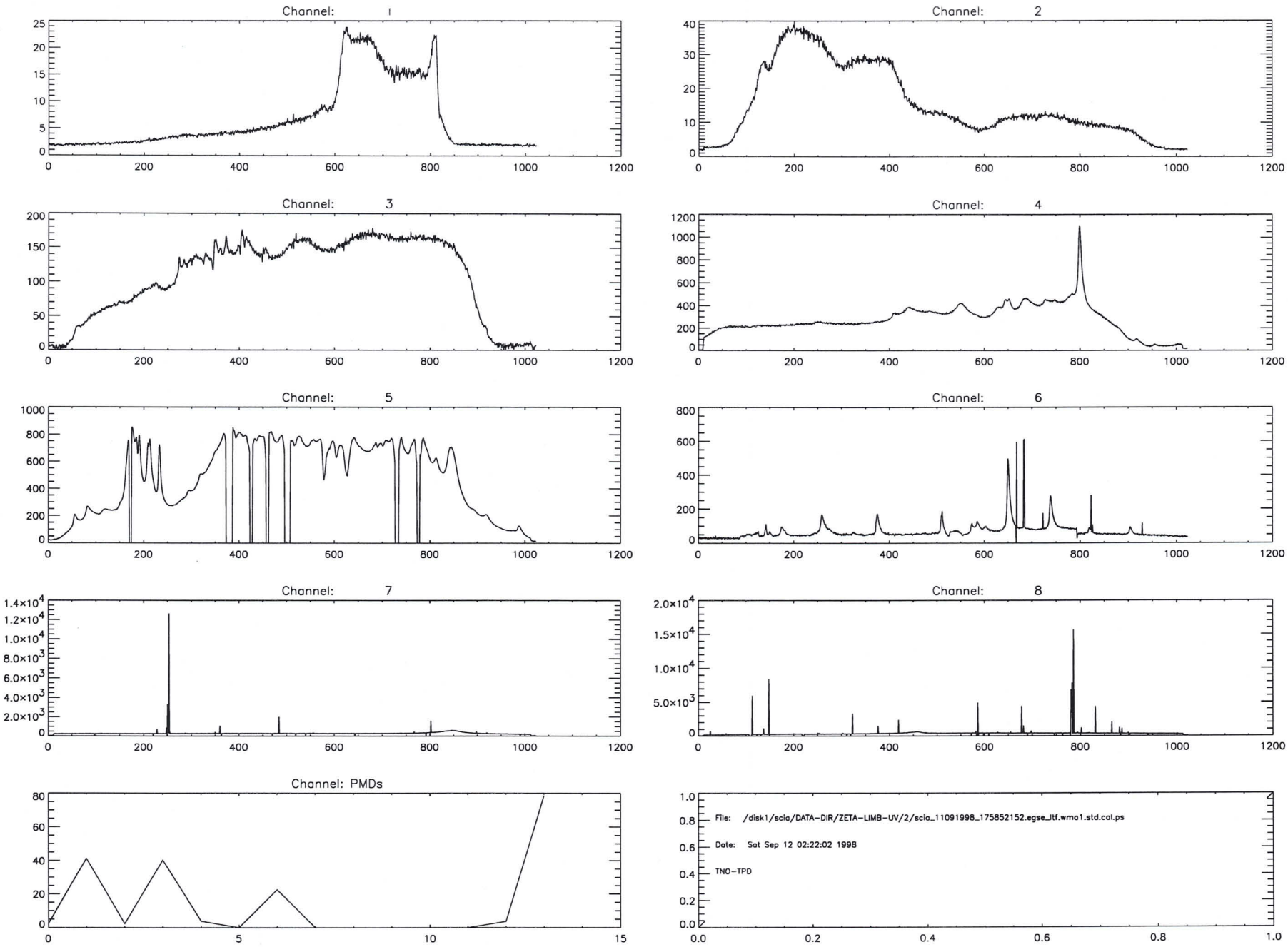
Channel: 1
Channel: 2
Channel: 3
Channel: 4
Channel: 5
Channel: 6
Channel: 7
Channel: 8
Channel: PMDs
File: /disk1/scia/DATA-DIR/ZETA-LIMB-UV/2/scia_11091998_175852152.egse_ltf.wma1.std.cal.ps
Date: Sat Sep 12 02:22:02 1998
TNO-TPD

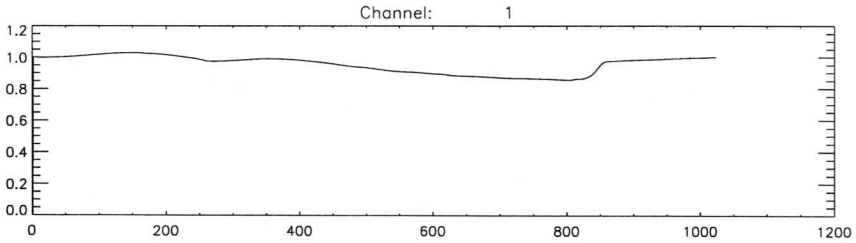
Channel: 1

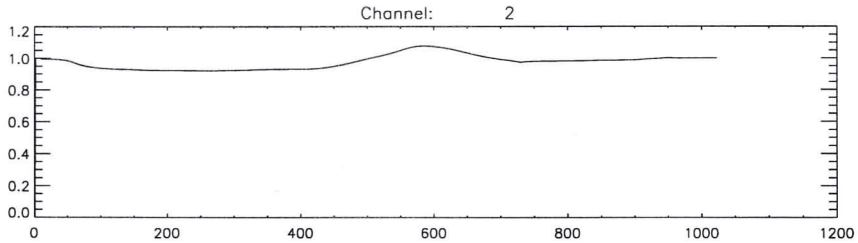
Channel: 2

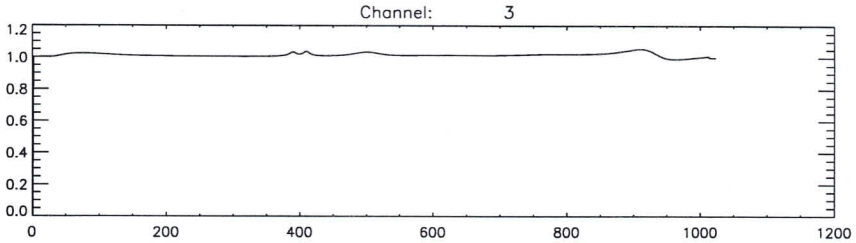
Channel: 3

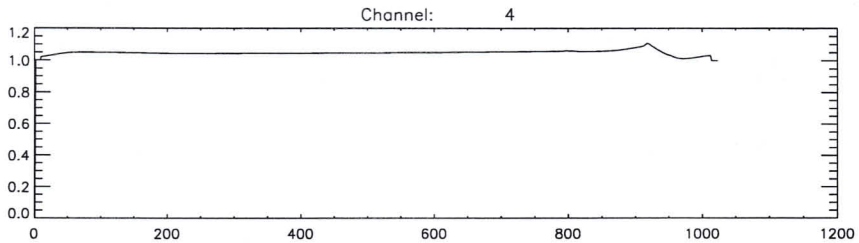
Channel: 4

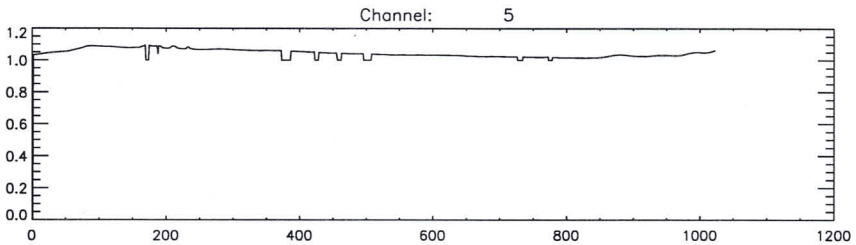
Channel: 5

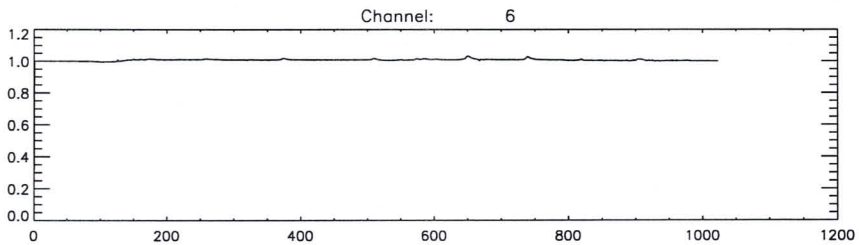
Channel: 6

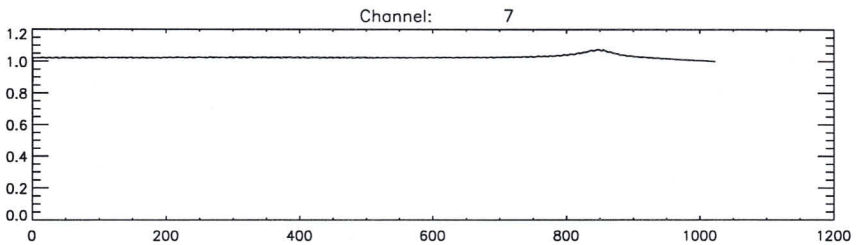
Channel: 7

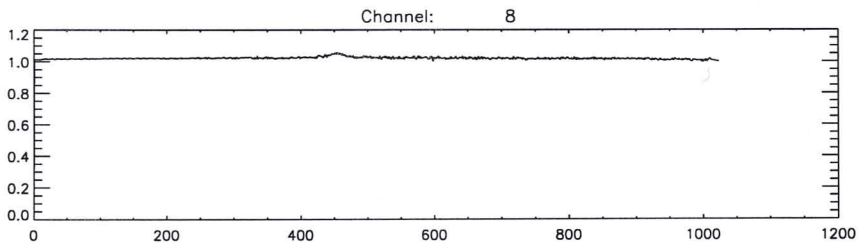
Channel: 8

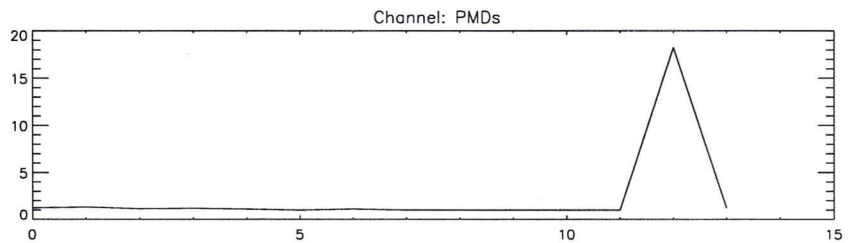
Channel: PMDs

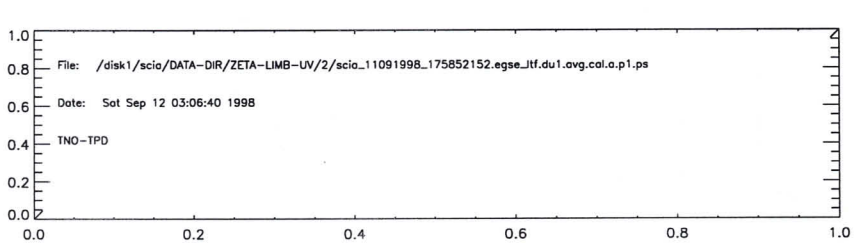
File: /disk1/scia/DATA-DIR/ZETA-LIMB-UV/2/scia_11091998_175852152.egse_ltf.du1.avg.cal.a.p1.ps
Date: Sat Sep 12 03:06:40 1998
TNO-TPD

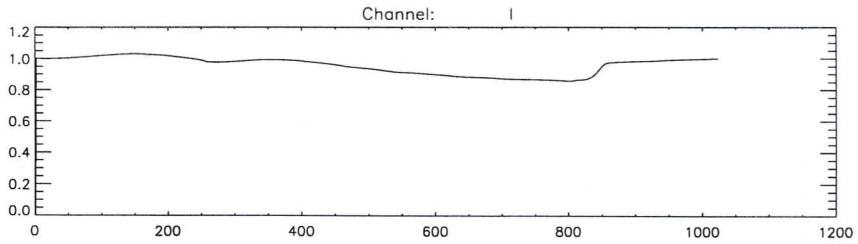
Channel: 1

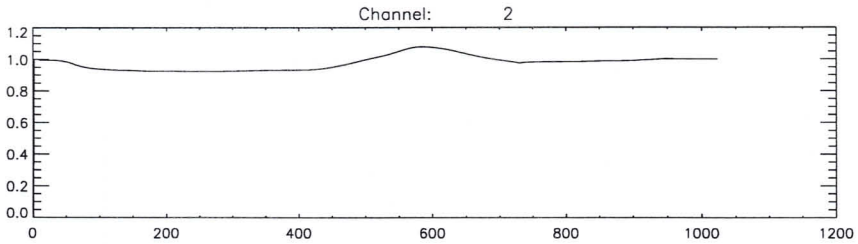
Channel: 2

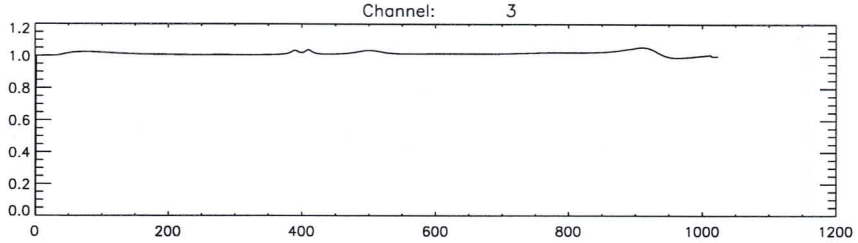
Channel: 3

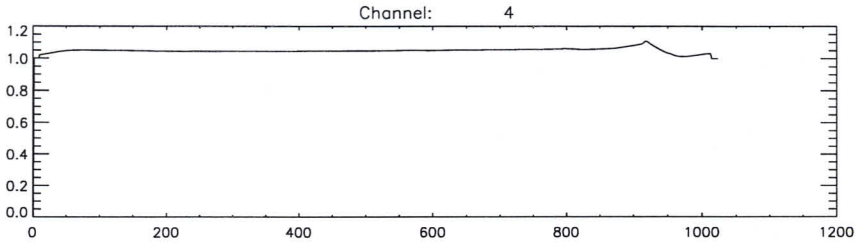
Channel: 4

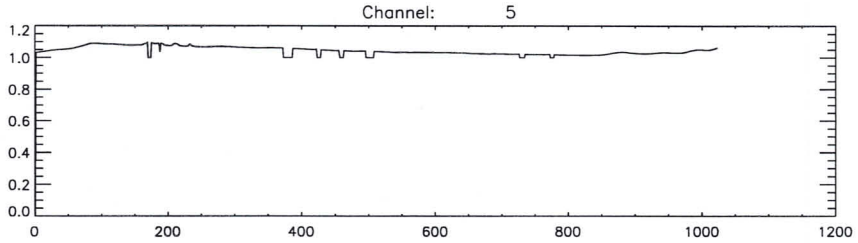
Channel: 5

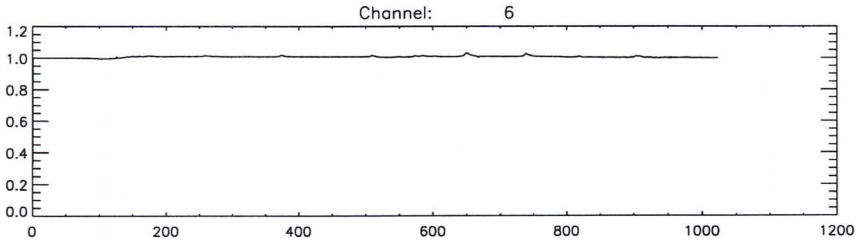
Channel: 6

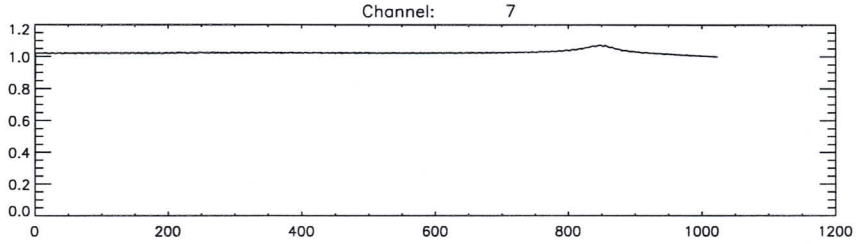
Channel: 7

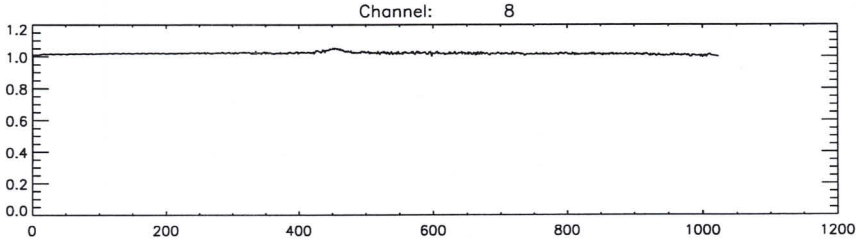
Channel: 8

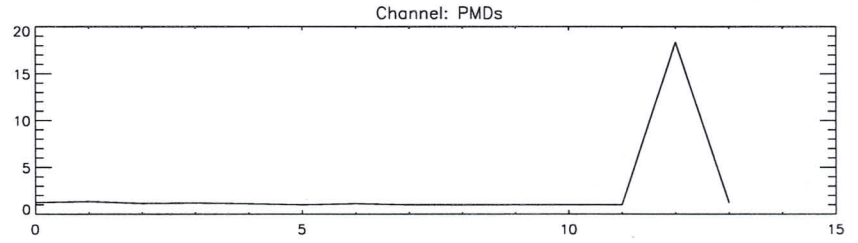
Channel: PMDs

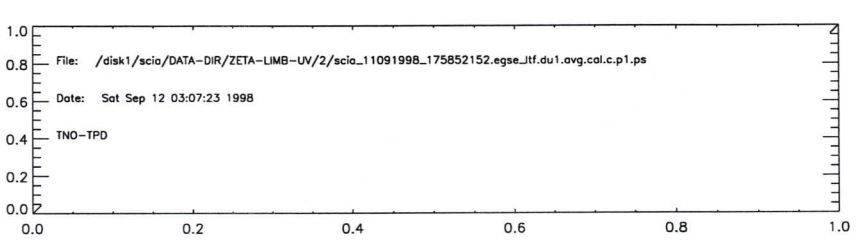
File: /disk1/scia/DATA-DIR/ZETA-LIMB-UV/2/scia_11091998_175852152.egse_ltf.du1.avg.cal.c.p1.ps
Date: Sat Sep 12 03:07:23 1998
TNO-TPD

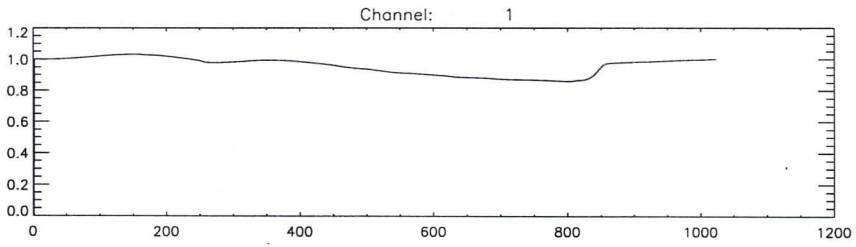
Channel: 1

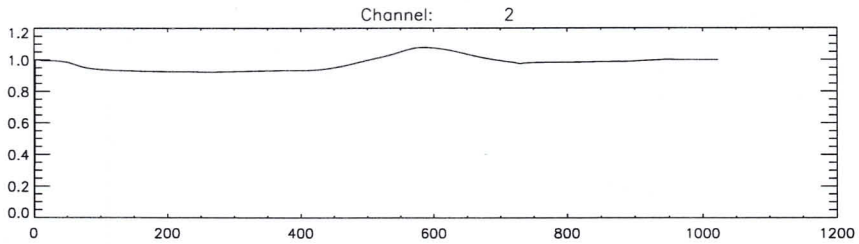
Channel: 2

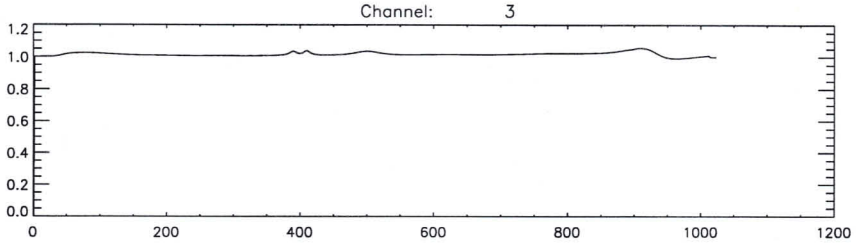
Channel: 3

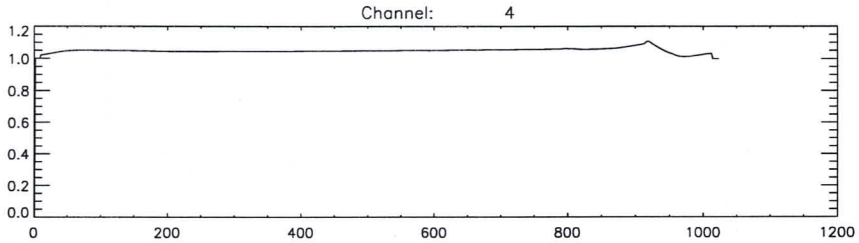
Channel: 4

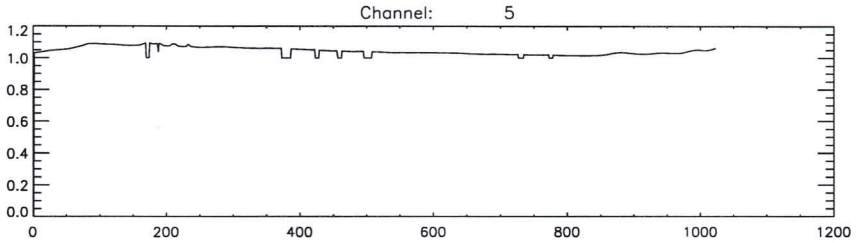
Channel: 5

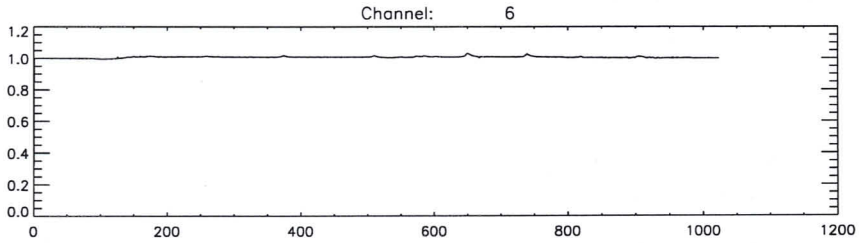
Channel: 6

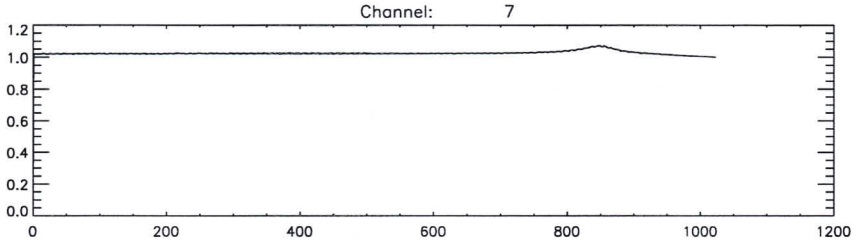
Channel: 7

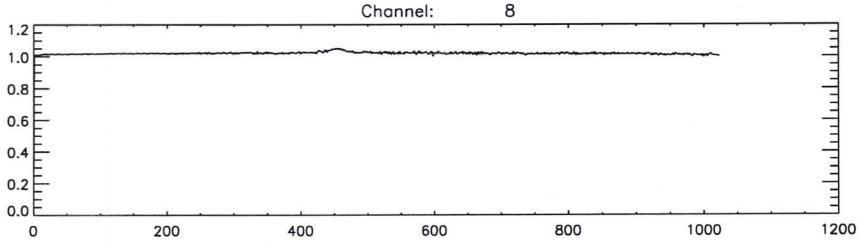
Channel: 8

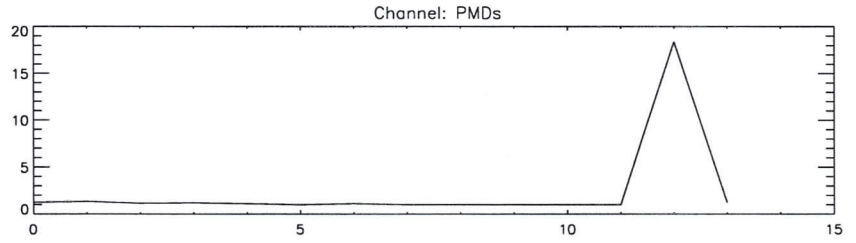
Channel: PMDs

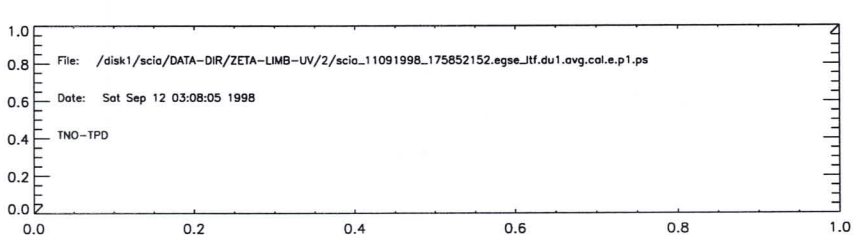
File: /disk1/scia/DATA-DIR/ZETA-LIMB-UV/2/scia_11091998_175852152.egse_ltf.du1.avg.col.e.p1.ps
Date: Sat Sep 12 03:08:05 1998
TNO-TPD

#####
#####
#####
#####
#####
User: scia6!scia
#####
Title: scia_11091998_175852152.egse_ltf.du1.avg.cal.a.p1.cal.log
#####
scia6
#####
Printed: Sat 03:05 Sep 12, 1998
#####
Job number: hp6mp-451
#####
#####
#####
#####
#####

```
Version:  0.1
Input files:
 /disk1/scia/DATA-DIR/ZETA-LIMB-UV/2/scia_11091998_175852152.egse_ltf.du1.avg.
 /disk1/scia/DATA-DIR/ZETA-LIMB-UV/2/scia_11091998_175852152.egse_ltf.wma1.avg
 /disk1/scia/DATA-DIR/ZETA-LIMB-UV/2/scia_11091998_175852152.egse_ltf.wma2.avg
 /disk1/scia/DATA-DIR/ZETA-LIMB-UV/2/scia_11091998_175852152.egse_ltf.wma3.avg
 /disk1/scia/DATA-DIR/ZETA-LIMB-UV/2/scia_11091998_175852152.egse_ltf.wma4.avg
 /disk1/scia/DATA-DIR/ZETA-LIMB-UV/2/scia_11091998_175852152.egse_ltf.wma5.avg
 /disk1/scia/DATA-DIR/ZETA-LIMB-UV/2/scia_11091998_175852152.egse_ltf.wma6.avg
 /disk1/scia/DATA-DIR/ZETA-LIMB-UV/2/scia_11091998_175852152.egse_ltf.w4a1.avg
 /disk1/scia/DATA-DIR/ZETA-LIMB-UV/2/scia_11091998_175852152.egse_ltf.w4a2.avg
 /disk1/scia/DATA-DIR/ZETA-LIMB-UV/2/scia_11091998_175852152.egse_ltf.w4a3.avg
 /disk1/scia/DATA-DIR/ZETA-LIMB-UV/2/scia_11091998_175852152.egse_ltf.w4a4.avg
 /disk1/scia/DATA-DIR/ZETA-LIMB-UV/2/scia_11091998_175852152.egse_ltf.w4a5.avg
 /disk1/scia/DATA-DIR/ZETA-LIMB-UV/2/scia_11091998_175852152.egse_ltf.w4a6.avg
Processing:
Computation of Eta (do_single_eta)
PPG correction filename used: /disk1/scia/DATA-DIR/CORR/latest/ppg.cal
ETALON correction filename used:
PIXEL correction filename used: /disk1/scia/DATA-DIR/CORR/latest/dead_bad.pix
WL correction filename used: /disk1/scia/DATA-DIR/CORR/latest/wl.data
STRAYLIGHT correction filename used:
Processing time: Sat Sep 12 03:06:40 1998
Output file name:
/disk1/scia/DATA-DIR/ZETA-LIMB-UV/2/scia_11091998_175852152.egse_ltf.du1.avg.c
```

```
Version:  0.1
Input files:
 /disk1/scia/DATA-DIR/ZETA-LIMB-UV/2/scia_11091998_175852152.egse_ltf.du1.avg.
 /disk1/scia/DATA-DIR/ZETA-LIMB-UV/2/scia_11091998_175852152.egse_ltf.wmc1.avg
 /disk1/scia/DATA-DIR/ZETA-LIMB-UV/2/scia_11091998_175852152.egse_ltf.wmc2.avg
 /disk1/scia/DATA-DIR/ZETA-LIMB-UV/2/scia_11091998_175852152.egse_ltf.wmc3.avg
 /disk1/scia/DATA-DIR/ZETA-LIMB-UV/2/scia_11091998_175852152.egse_ltf.wmc4.avg
 /disk1/scia/DATA-DIR/ZETA-LIMB-UV/2/scia_11091998_175852152.egse_ltf.wmc5.avg
 /disk1/scia/DATA-DIR/ZETA-LIMB-UV/2/scia_11091998_175852152.egse_ltf.wmc6.avg
 /disk1/scia/DATA-DIR/ZETA-LIMB-UV/2/scia_11091998_175852152.egse_ltf.w4c1.avg
 /disk1/scia/DATA-DIR/ZETA-LIMB-UV/2/scia_11091998_175852152.egse_ltf.w4c2.avg
 /disk1/scia/DATA-DIR/ZETA-LIMB-UV/2/scia_11091998_175852152.egse_ltf.w4c3.avg
 /disk1/scia/DATA-DIR/ZETA-LIMB-UV/2/scia_11091998_175852152.egse_ltf.w4c4.avg
 /disk1/scia/DATA-DIR/ZETA-LIMB-UV/2/scia_11091998_175852152.egse_ltf.w4c5.avg
 /disk1/scia/DATA-DIR/ZETA-LIMB-UV/2/scia_11091998_175852152.egse_ltf.w4c6.avg
Processing:
Computation of Eta (do_single_eta)
PPG correction filename used: /disk1/scia/DATA-DIR/CORR/latest/ppg.cal
ETALON correction filename used:
PIXEL correction filename used: /disk1/scia/DATA-DIR/CORR/latest/dead_bad.pix
WL correction filename used: /disk1/scia/DATA-DIR/CORR/latest/wl.data
STRAYLIGHT correction filename used:
Processing time: Sat Sep 12 03:07:22 1998
Output file name:
/disk1/scia/DATA-DIR/ZETA-LIMB-UV/2/scia_11091998_175852152.egse_ltf.du1.avg.c
```

```
Version:  0.1
Input files:
 /disk1/scia/DATA-DIR/ZETA-LIMB-UV/2/scia_11091998_175852152.egse_ltf.du1.avg.
 /disk1/scia/DATA-DIR/ZETA-LIMB-UV/2/scia_11091998_175852152.egse_ltf.wme1.avg
 /disk1/scia/DATA-DIR/ZETA-LIMB-UV/2/scia_11091998_175852152.egse_ltf.wme2.avg
 /disk1/scia/DATA-DIR/ZETA-LIMB-UV/2/scia_11091998_175852152.egse_ltf.wme3.avg
 /disk1/scia/DATA-DIR/ZETA-LIMB-UV/2/scia_11091998_175852152.egse_ltf.wme4.avg
 /disk1/scia/DATA-DIR/ZETA-LIMB-UV/2/scia_11091998_175852152.egse_ltf.wme5.avg
 /disk1/scia/DATA-DIR/ZETA-LIMB-UV/2/scia_11091998_175852152.egse_ltf.wme6.avg
 /disk1/scia/DATA-DIR/ZETA-LIMB-UV/2/scia_11091998_175852152.egse_ltf.w4e1.avg
 /disk1/scia/DATA-DIR/ZETA-LIMB-UV/2/scia_11091998_175852152.egse_ltf.w4e2.avg
 /disk1/scia/DATA-DIR/ZETA-LIMB-UV/2/scia_11091998_175852152.egse_ltf.w4e3.avg
 /disk1/scia/DATA-DIR/ZETA-LIMB-UV/2/scia_11091998_175852152.egse_ltf.w4e4.avg
 /disk1/scia/DATA-DIR/ZETA-LIMB-UV/2/scia_11091998_175852152.egse_ltf.w4e5.avg
 /disk1/scia/DATA-DIR/ZETA-LIMB-UV/2/scia_11091998_175852152.egse_ltf.w4e6.avg
Processing:
Computation of Eta (do_single_eta)
PPG correction filename used: /disk1/scia/DATA-DIR/CORR/latest/ppg.cal
ETALON correction filename used:
PIXEL correction filename used: /disk1/scia/DATA-DIR/CORR/latest/dead_bad.pix
WL correction filename used: /disk1/scia/DATA-DIR/CORR/latest/wl.data
STRAYLIGHT correction filename used:
Processing time: Sat Sep 12 03:08:04 1998
Output file name:
/disk1/scia/DATA-DIR/ZETA-LIMB-UV/2/scia_11091998_175852152.egse_ltf.du1.avg.c
```

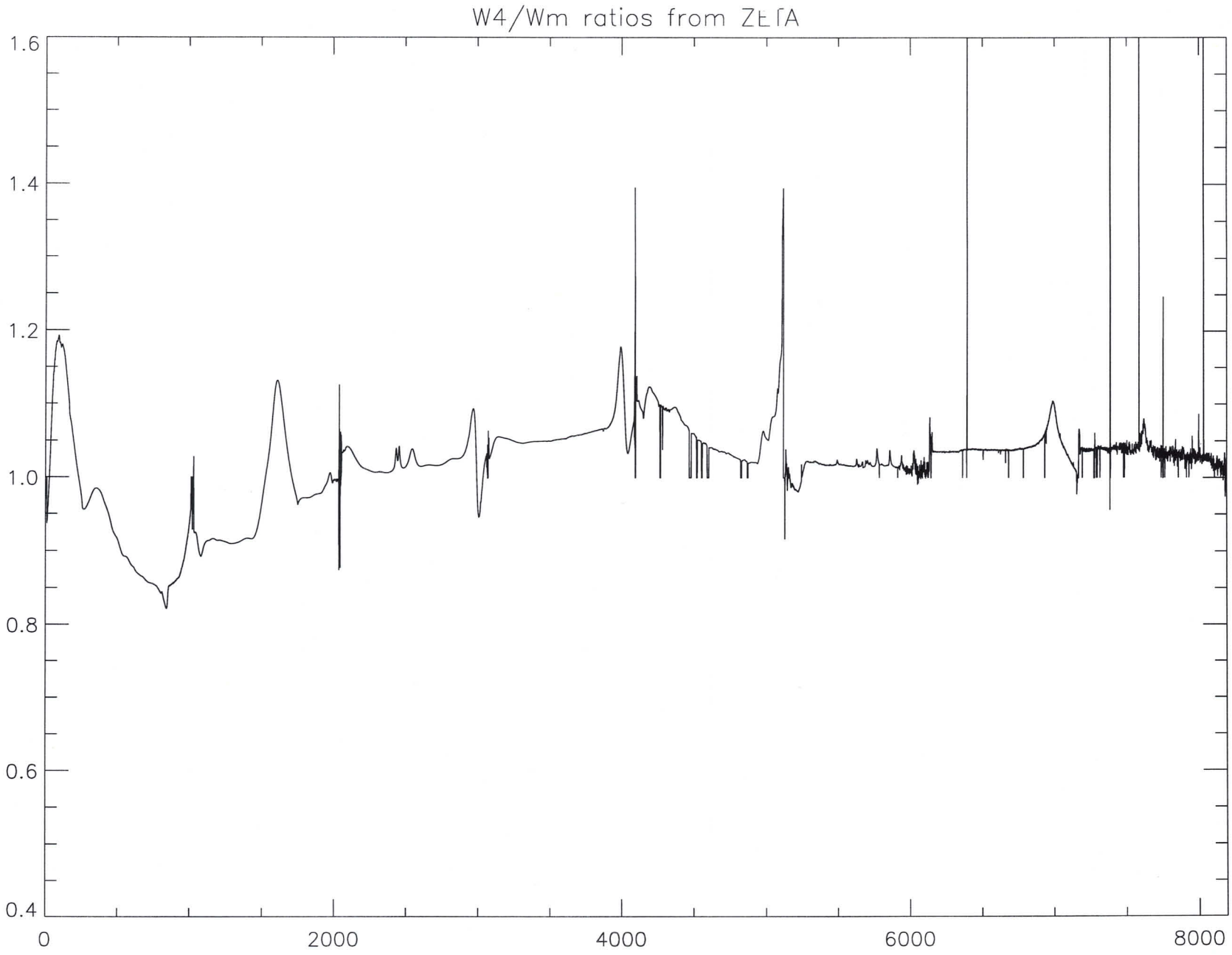

Zeta_limb_uv/2 series a

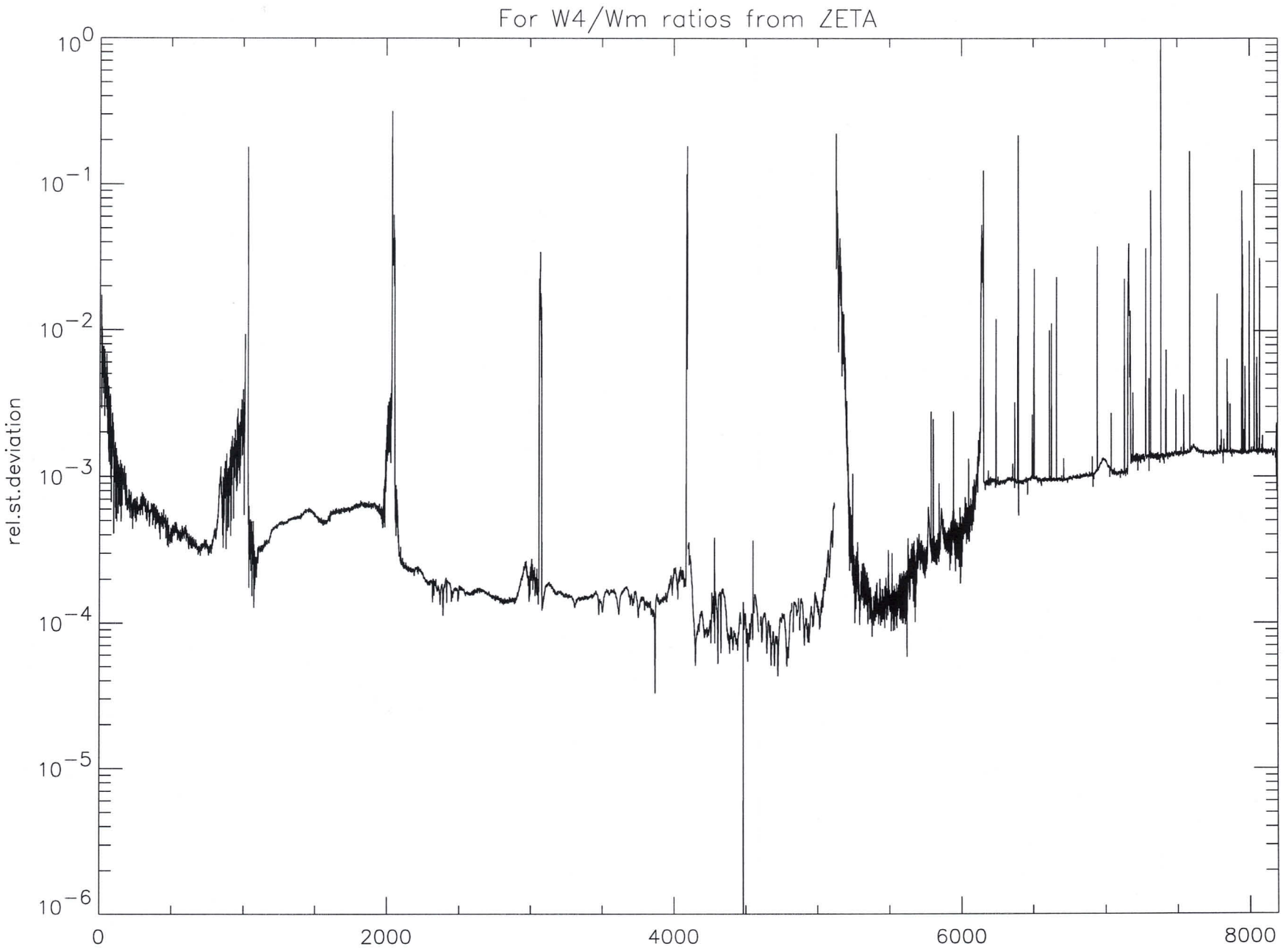

zeta-limb-uv/2 series a

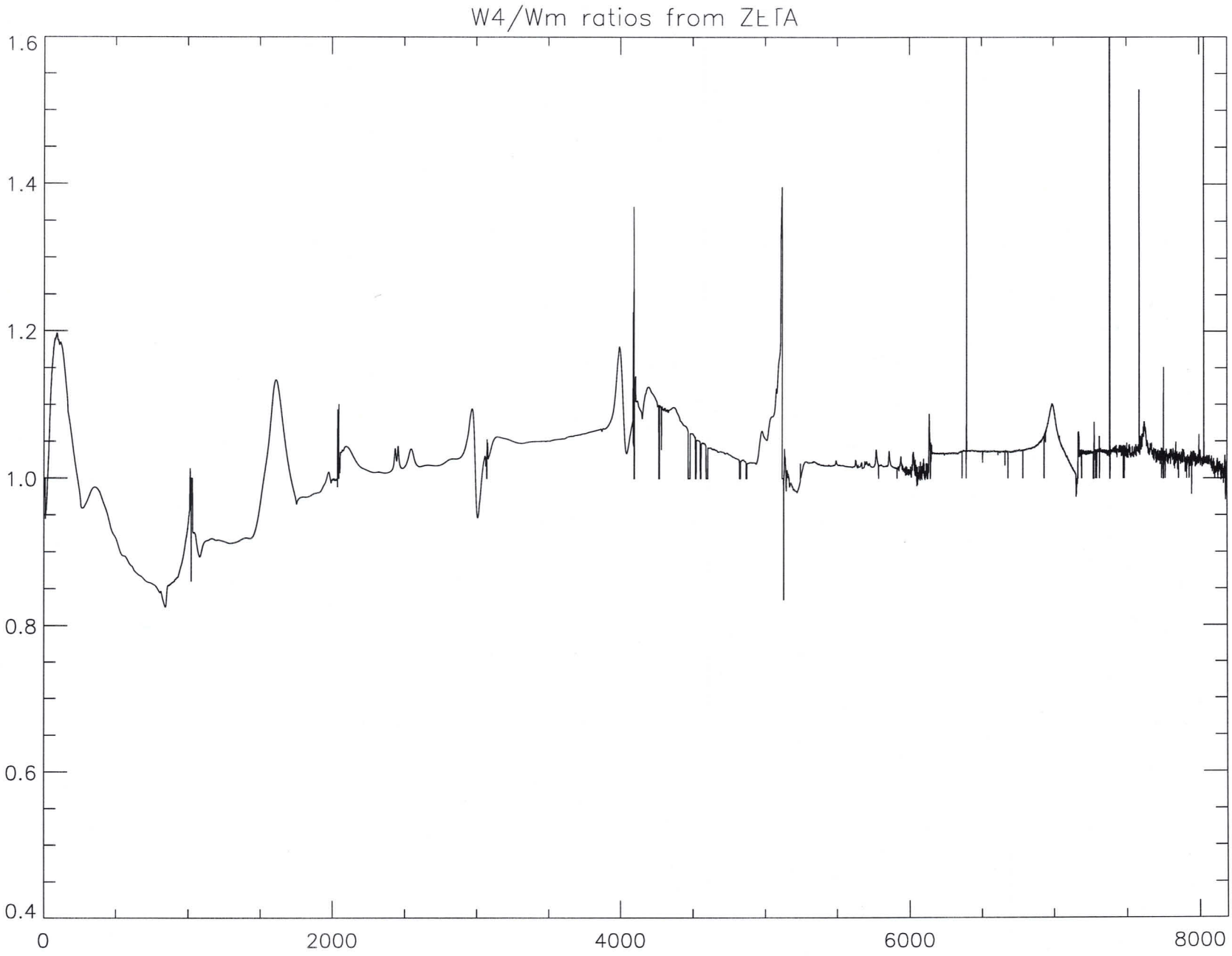

zeta limb 4v/2 series C

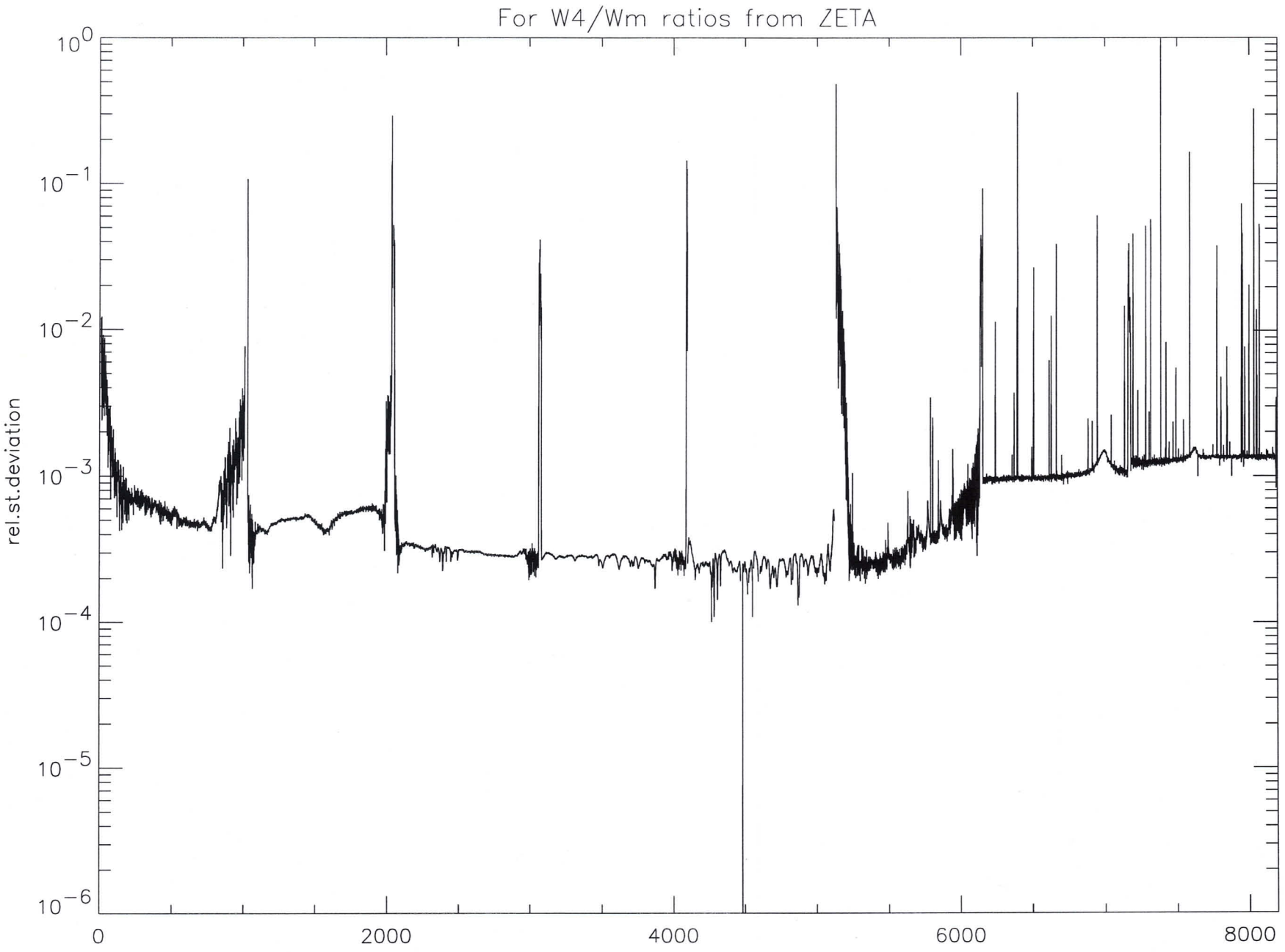

zeta-limb-uv/2 series C

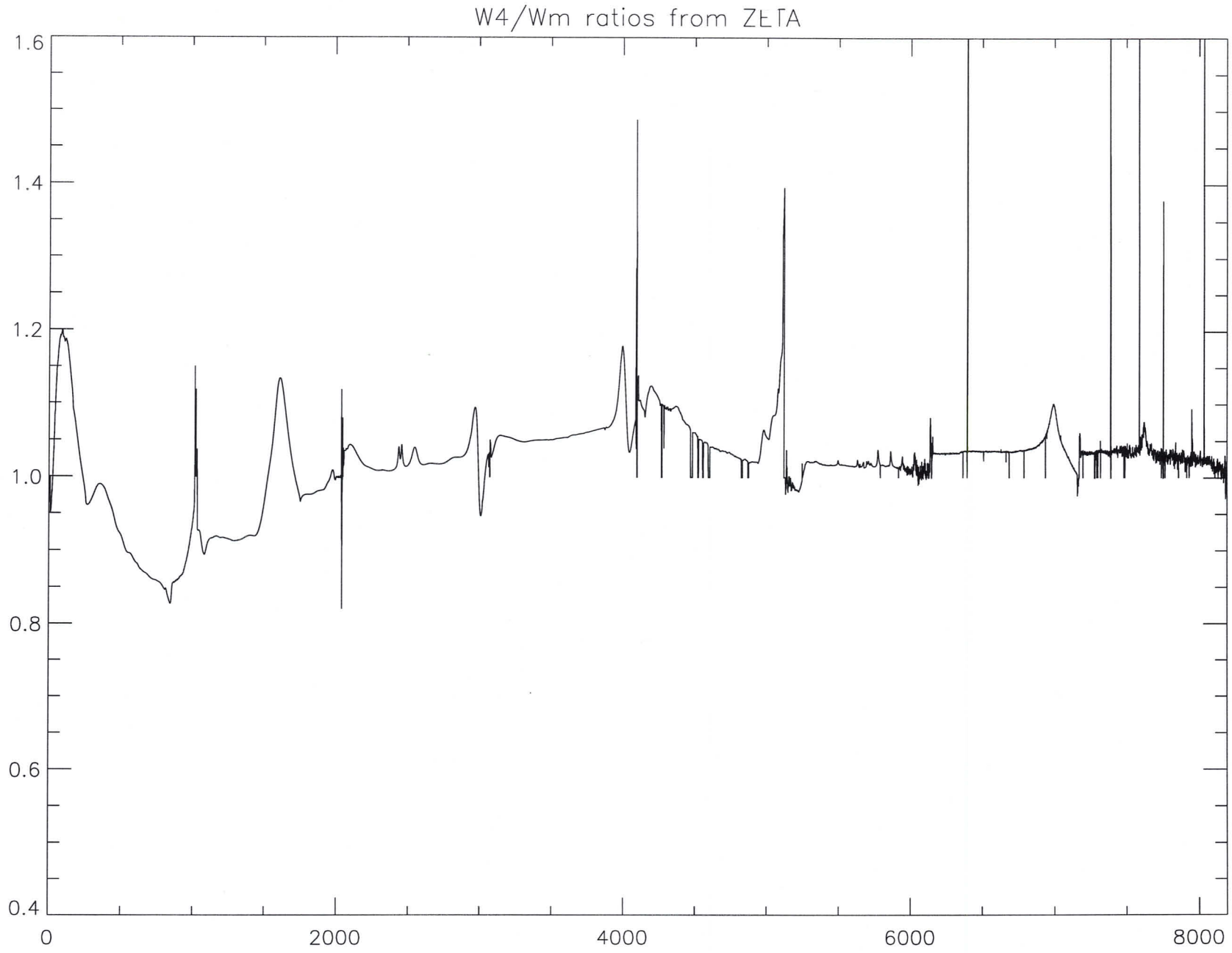

zeta_limb_uv/2 series e

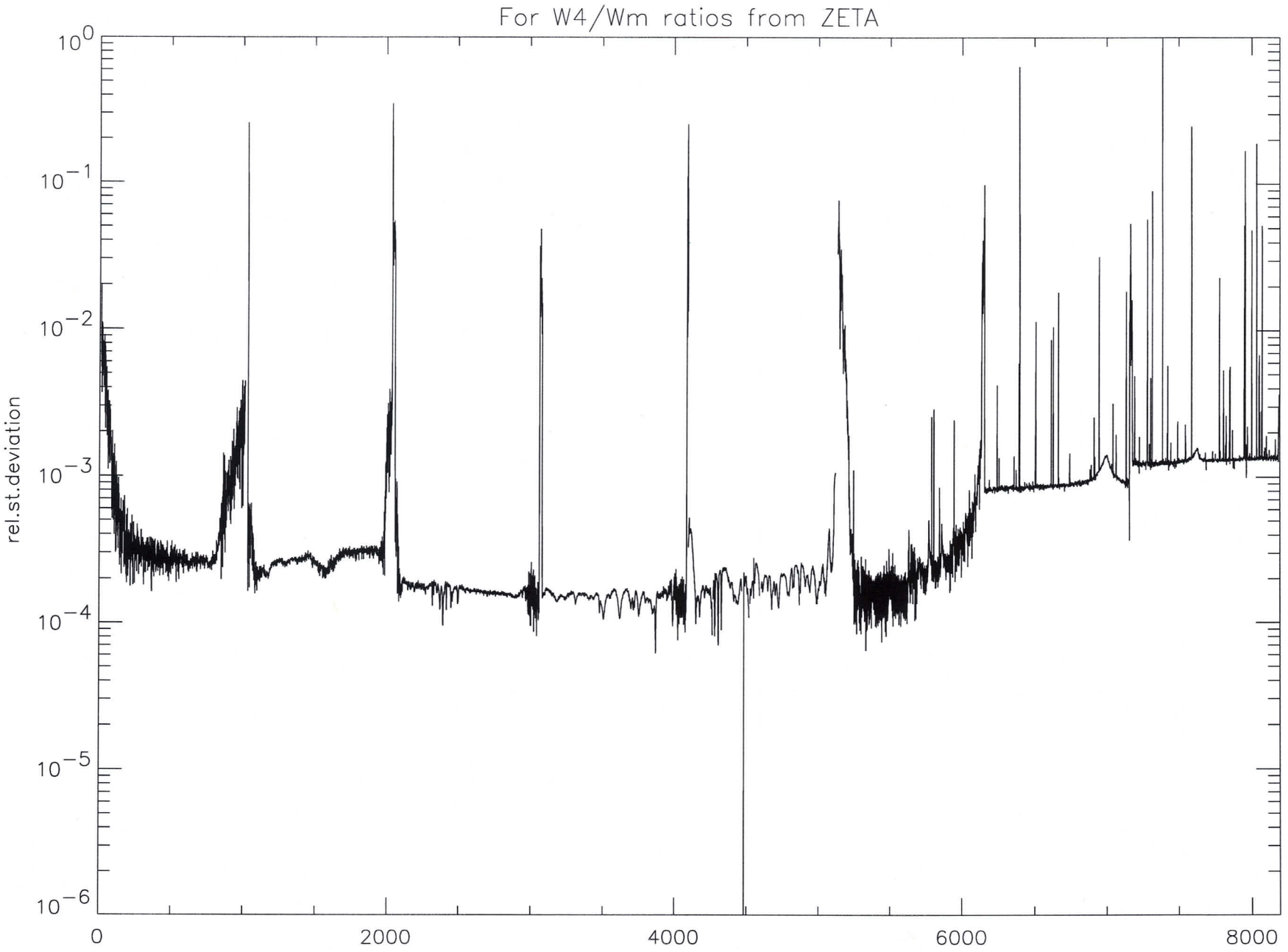

zeta. limb. uv/2 series e

```
; IDL Version 5.1 (sunos sparc)
; Journal File for scia@scia6
; Working directory: /disk1/scia/cal/idl
; Date: Wed Aug 19 03:57:17 1998
; marion14.pro
; by Marion Stoppelenburg
; Calculate std.dev. for N loops of W4-Wm

plotfilename='/disk1/scia/temp/zeta.stddev'
graphcounter=-1


print
print,"this software has been tested with:"
print,"DATA-DIR/CORR/120898"
print,"DATA-DIR/ZETA-NADIR-UV/1/....du1.avg.cal"
print,"DATA-DIR/ZETA-NADIR-UV/1/....W*a#.avg.cal
print

marion13,ws,wp

mies = where(ws lt 1)
ws(mies)=1
mies = where(wp lt 1)
wp(mies)=1
eta = ws / wp

arraysize=size(eta)
numberfiles=arraysize(3)

etaaver=total(eta)
etaaver=total(eta,3)
etaaver=etaaver/numberfiles

graphcounter = graphcounter+1
window,graphcounter
plot, etaaver(*,*,0), yrange=[0.5,1.5], $
      xrange=[0,8192], xstyle=1,title="W4/Wm ratios from ZETA"
f= plotfilename + '.'+ strtrim(string(graphcounter),2) + '.ps'
set_plot, 'PS'
device,/landscape,filename= f
plot, etaaver(*,*,0), yrange=[0.5,1.5], $
      xrange=[0,8192], xstyle=1,title="W4/Wm ratios from ZETA"
device,/close
set_plot,'x'



sumdev=fltarr(1024,8)
for i=0,numberfiles-1 do sumdev = sumdev + (eta(*,*,i)-etaaver)^2
sumdev=sumdev/(numberfiles-1)
stdev=sqrt(sumdev)
relstdev=stdev/etaaver

graphcounter = graphcounter+1
window,graphcounter
plot,  relstdev,yrange=[1e-6,1],/ylog, $
        title="For W4/Wm ratios from ZETA", $
        ytitle=" rel.st.deviation",xrange=[0,8192],xstyle=1
f= plotfilename + '.'+ strtrim(string(graphcounter),2) + '.ps'
set_plot, 'PS'
device,/landscape,filename= f
plot,  relstdev,yrange=[1e-6,1],/ylog, $
        title="For W4/Wm ratios from ZETA", $
```

```
        ytitle=" rel.st.deviation",xrange=[0,8192],xstyle=1
device,/close
set_plot,'x'

UnixCommand= 'lpr -Php6mp ' + plotfilename + '.*.ps'
spawn, UnixCommand

help,ws
help,wp
help,eta
help,etaaver
help,stdev
help,relstdev
```

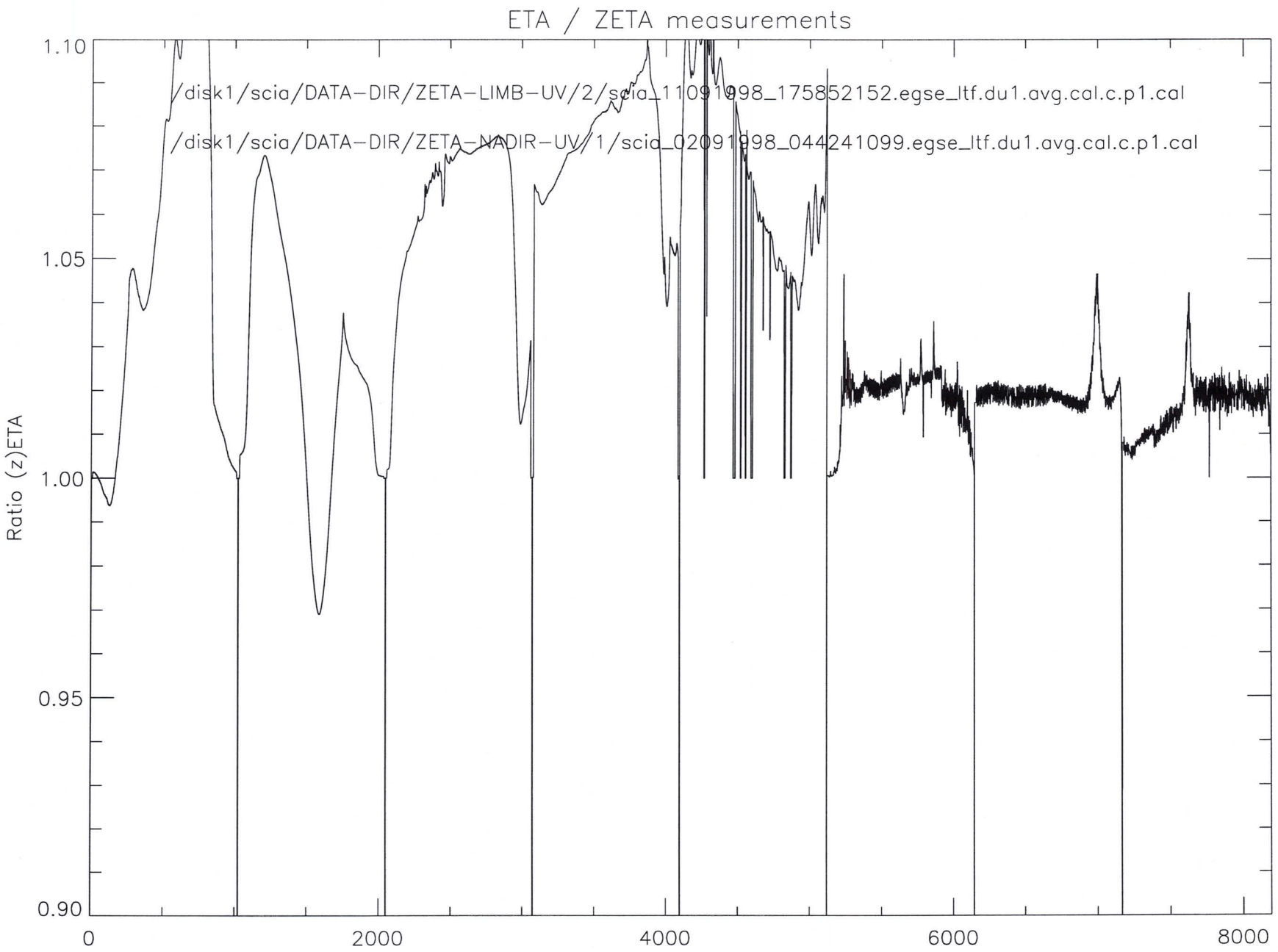
ETA / ZETA measurements
/disk1/scia/DATA-DIR/ZETA-LIMB-UV/2/scia_11091998_175852152.egse_ltf.du1.avg.cal.c.p1.cal
/disk1/scia/DATA-DIR/ZETA-NADIR-UV/1/scia_02091998_044241099.egse_ltf.du1.avg.cal.c.p1.cal
Ratio (z)ETA
1.10
1.05
1.00
0.95
0.90
0
2000
4000
6000
8000

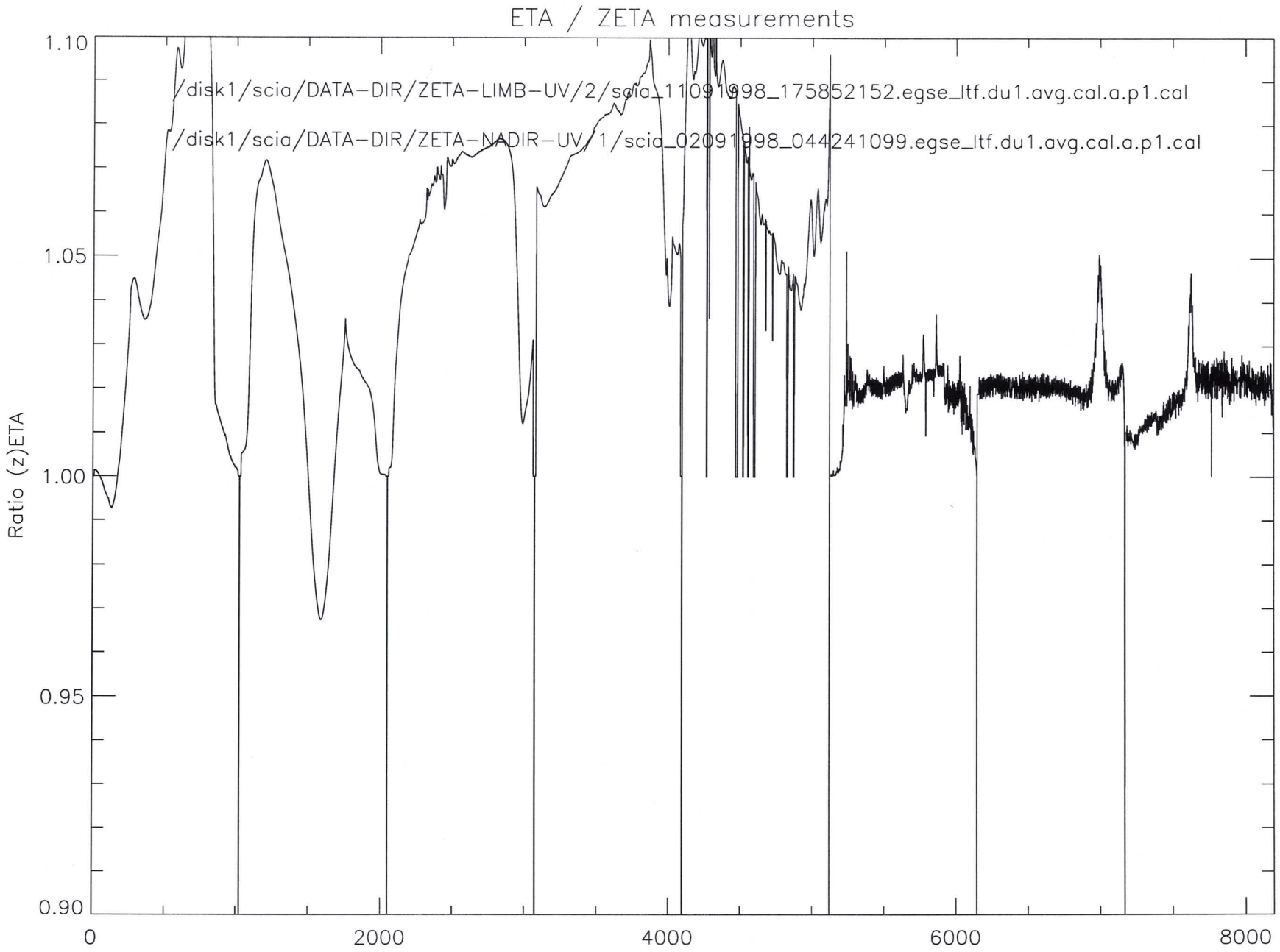
ETA / ZETA measurements
/disk1/scia/DATA-DIR/ZETA-LIMB-UV/2/scia_11091998_175852152.egse_ltf.du1.avg.cal.a.p1.cal
/disk1/scia/DATA-DIR/ZETA-NADIR-UV/1/scia_02091998_044241099.egse_ltf.du1.avg.cal.a.p1.cal
Ratio (z)ETA
1.10
1.05
1.00
0.95
0.90
0
2000
4000
6000
8000

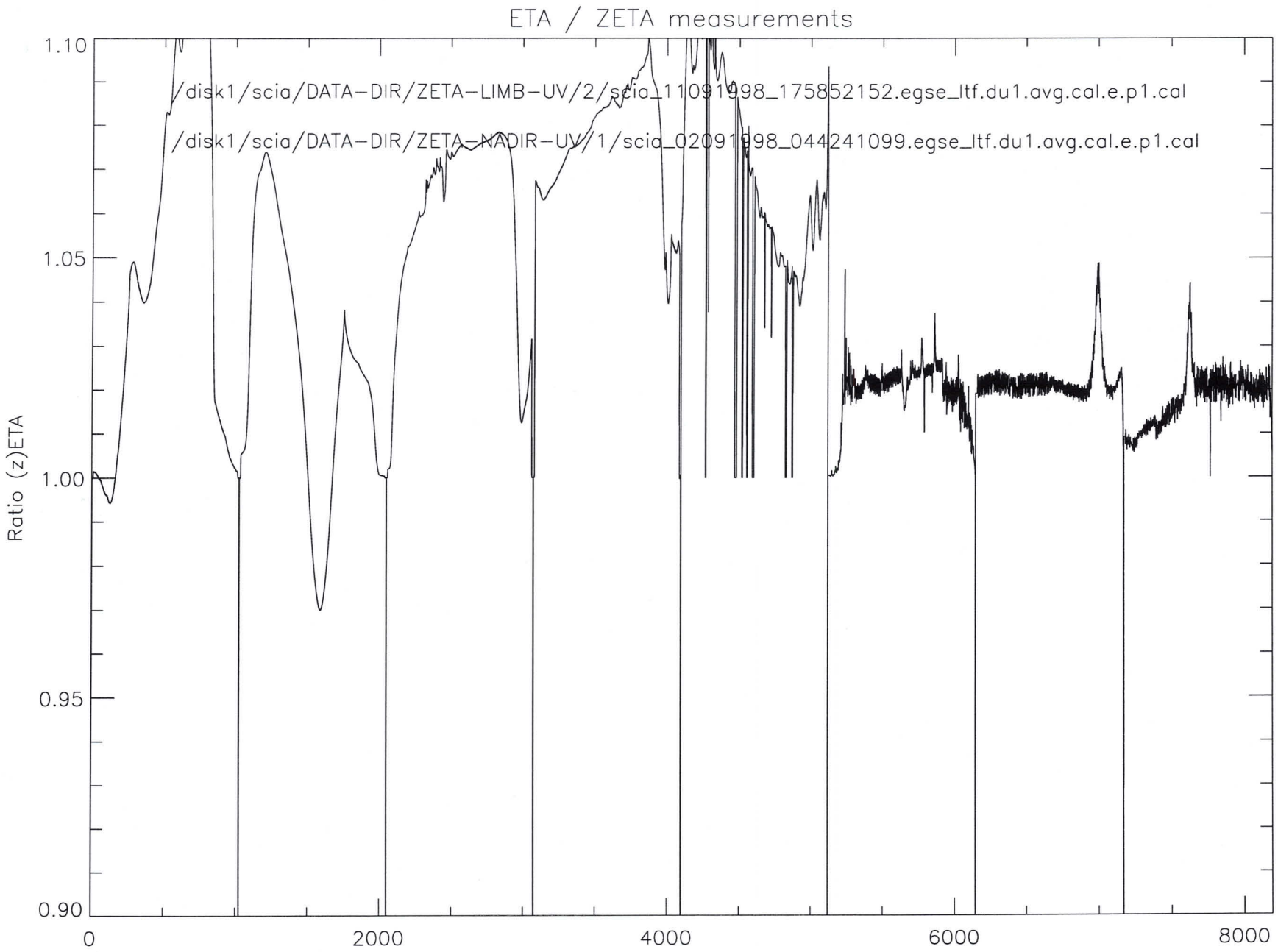
ETA / ZETA measurements
/disk1/scia/DATA-DIR/ZETA-LIMB-UV/2/scia_11091998_175852152.egse_ltf.du1.avg.cal.e.p1.cal
/disk1/scia/DATA-DIR/ZETA-NADIR-UV/1/scia_02091998_044241099.egse_ltf.du1.avg.cal.e.p1.cal
Ratio (z)ETA
1.10
1.05
1.00
0.95
0.90
0
2000
4000
6000
8000

```
; IDL Version 5.1 (sunos sparc)
; Working directory: /disk1/scia/cal/idl
; Date: Sept 9, 1998
; Jos12.pro
; by Jos Groote Schaarsberg
; Compare two Eta/Zeta results.
.compile cal_file_func
.compile cal_func

toolowvalue=1e-6
yrange=[0.90, 1.10]
graphcounter=-1
plotfilename='/disk1/scia/temp/eta.ratio'
cpath = getenv ('CALDATADIR')
data1=fltarr(1024,8)
data2=fltarr(1024,8)

print
print, '*****************************************************'
print, "Select first Eta/Zeta result.....du1.avg.cal.x.p1.cal"
print, '*****************************************************'
print
f  ename1 = pickfile(title='Select a light file (...W_###)', $
                          filter='*.avg.cal.*.p1.cal', $
                          path=cpath, /read)
print, filename1
print, '*****************************************************'
openr,lun,filename1,/get_lun
datarecord= read_cal_file(lun)
free_lun,lun
for i=0,7 do data1(*,i)= datarecord.dm(i).data


print
print, '*****************************************************'
print, "Select second Eta/Zeta result.....du1.avg.cal.x.p1.cal"
print, '*****************************************************'
print
filename2 = pickfile(title='Select a light file (...W_###)', $
                          filter='*.avg.cal.*.p1.cal', $
                          path=cpath, /read)
  nt, filename2
print, '*****************************************************'
openr,lun,filename2,/get_lun
datarecord= read_cal_file(lun)
free_lun,lun
for i=0,7 do data2(*,i)= datarecord.dm(i).data



smallvalue = min(data2)
if (smallvalue lt toolowvalue) then begin & $
   print & $
   print, '************************************' & $
   print, 'Warning: Zero-values in data set 2' & $
   print, '         low values clipped to one' & $
   print, '         value in set 1 set to zero' & $
   print, '         ratio will be zero' & $
   print, '************************************' & $
   print & $
   smallvalueindex = where(data2 lt toolowvalue) & $
   data1(smallvalueindex) = 0 & $
   data2(smallvalueindex) = 1 & $
endif
```

```
dataratio = data1 / data2

graphcounter = graphcounter + 1
window, graphcounter
plot, dataratio, $
      yrange=yrange, $
      ytitle="Ratio (z)ETA", $
      xrange=[0,8192], xstyle=1, $
      title = 'ETA / ZETA measurements'
f= plotfilename + '.'+ strtrim(string(graphcounter),2) + '.ps'
set_plot, 'PS'
device,/landscape,filename= f
plot, dataratio, $
      yrange=yrange, $
      ytitle="Ratio (z)ETA", $
      xrange=[0,8192], xstyle=1, $
      title = 'ETA / ZETA measurements'
xyouts, 0.15, 0.9, filename1, /normal
xyouts, 0.15, 0.85, filename2, /normal
device,/close
set_plot,'x'

UnixCommand= 'lpr -Php6mp ' + plotfilename + '.*.ps'
spawn, UnixCommand
```

LOG SHEET SCHIAMACHY CALIBRATION		
Date/Time	**Description of action**	**Measurement directory**
12-9	ETA - UV - Vis - LIMB over diffuser Low signals PET's increased channel 6 to 32 7/8 to 32 and back to 2 ↳ too many bad pixels! ~~ETA~~ subdirs ETA-UV/6 ETA-UV/7	

Formal Run of Measurement

(Measurement ID) ETA-UV-Vis_Limb

Request for Actual Status	X	(cross out entries that are not requested.)
Request for Modification	X	(fill in only entries to be modified)
Request for Run	X	(no entries = run based on actual default settings)

Scanner Positions

Azimuth	-45,0	deg
Elevation	+165,0	deg

Timeline for each Data Acquisition Period during Measurement

	1	2	3	4	5	6	7	8	9	10
State ID	9									
Repetitions	1									

State Parameters for States used in Timeline (State ID must be given)

Channel	PET [s] or H#	Co-Adding	PET [s] or H#	Co-Adding	PET [s] or H#	Co-Adding	PET [s] or H#	Co-Adding
1a	64	1	64	1				
1b	64	1	64	1				
2b	64	1	64	1				
2a	64	1	64	1				
3	64	1	64	1				
4	64	1	64	1				
5	32	2	64	1				
6	8	8	32	2				
7	2	32	32	2				
8	2	32	32	2				
State ID								

Step 19-5

test.

ETA-UV/6

Stimuli Settings for Existing Blocks in Measurement

Block No	Stimuli Setup ID	PPC [deg]	Polarizer [deg]	Shutter open/close	Acquisition Time [s]	Lambda [nm] Start	Stop	Step	Repetition Factor	Message	OS Setup Time [s]
1	2	4	172,2	Close	1	240	240	0	1	DU1	12
2.1	2	4	172,2	open	1	240	240	0	1	Wsa#	20
2.2	2	4	86,0	open	1	240	240	0	1	Wpa#	20
3.1	2	16,5	172,2	open	1	240	240	0	1	Wsc#	20
3.2	2	16,5	86,0	open	1	240	240	0	1	Wpc#	20
4.1	2	22,3	172,2	open	1	240	240	0	1	Wse#	20
4.2	2	22,3	86,0	open	1	240	240	0	1	Wpe#	20
5	2	22,3	86,0	close	1	240	240	0	1	DU2	0

Measurement Data Description

Test Purpose	UID 55
Remark	Check PET
Data Directory	

Signatures

	Date	Signature
Issued	11-09-98	M. Stopp
< Performed	12.9.98	A. Bu...

Formal Run 0255_00.51.31_ETA_UV_VIS_LIMB

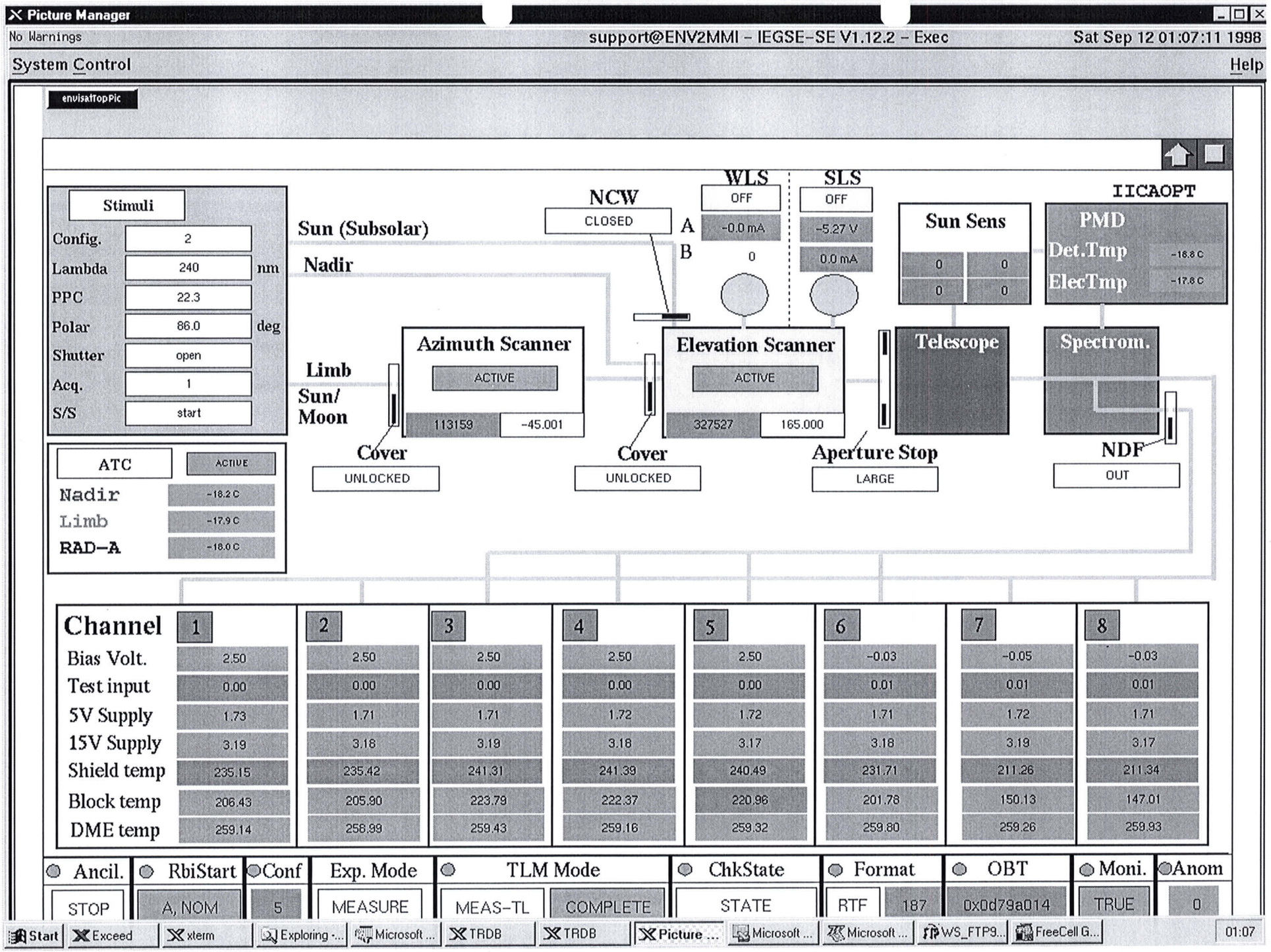
Picture Manager
No Warnings
support@ENV2MMI - IEGSE-SE V1.12.2 - Exec
Sat Sep 12 01:07:11 1998
System Control
Help
envisatTopPic
Stimuli
Config. 2
Lambda 240 nm
PPC 22.3
Polar 86.0 deg
Shutter open
Acq. 1
S/S start
ATC ACTIVE
Nadir -18.2 C
Limb -17.9 C
RAD-A -18.0 C
Sun (Subsolar)
Nadir
Limb
Sun/ Moon
NCW
CLOSED
A
B
WLS
OFF
-0.0 mA
0
SLS
OFF
-5.27 V
0.0 mA
Sun Sens
0 0
0 0
IICAOPT
PMD
Det.Tmp -18.8 C
ElecTmp -17.8 C
Azimuth Scanner
ACTIVE
113159 -45.001
Elevation Scanner
ACTIVE
327527 165.000
Telescope
Spectrom.
Cover
UNLOCKED
Cover
UNLOCKED
Aperture Stop
LARGE
NDF
OUT
Channel 1 2 3 4 5 6 7 8
Bias Volt. 2.50 2.50 2.50 2.50 2.50 -0.03 -0.05 -0.03
Test input 0.00 0.00 0.00 0.00 0.00 0.01 0.01 0.01
5V Supply 1.73 1.71 1.71 1.72 1.72 1.71 1.72 1.71
15V Supply 3.19 3.18 3.19 3.18 3.17 3.18 3.19 3.17
Shield temp 235.15 235.42 241.31 241.39 240.49 231.71 211.26 211.34
Block temp 206.43 205.90 223.79 222.37 220.96 201.78 150.13 147.01
DME temp 259.14 258.99 259.43 259.16 259.32 259.80 259.26 259.93
Ancil. STOP
RbiStart A, NOM
Conf 5
Exp. Mode MEASURE
TLM Mode MEAS-TL COMPLETE
ChkState STATE
Format RTF 187
OBT 0x0d79a014
Moni. TRUE
Anom 0
Start
Exceed
xterm
Exploring -...
Microsoft ...
TRDB
TRDB
Picture ...
Microsoft ...
Microsoft ...
WS_FTP9...
FreeCell G...
01:07

N2 cooler on

	LOG SHEET SCHIAMACHY CALIBRATION	
Date/Time	**Description of action**	**Measurement directory**
12/9/98	Step 19-5 running at start shift. ↳ Eta-limb_UV-Vis over diffusor. 9:50 UT Test run Step 19-6 Eta-limb-Ik over diffusor 10:10 UT Found run Step 19-6 up to 1% std in channels 1/2	1

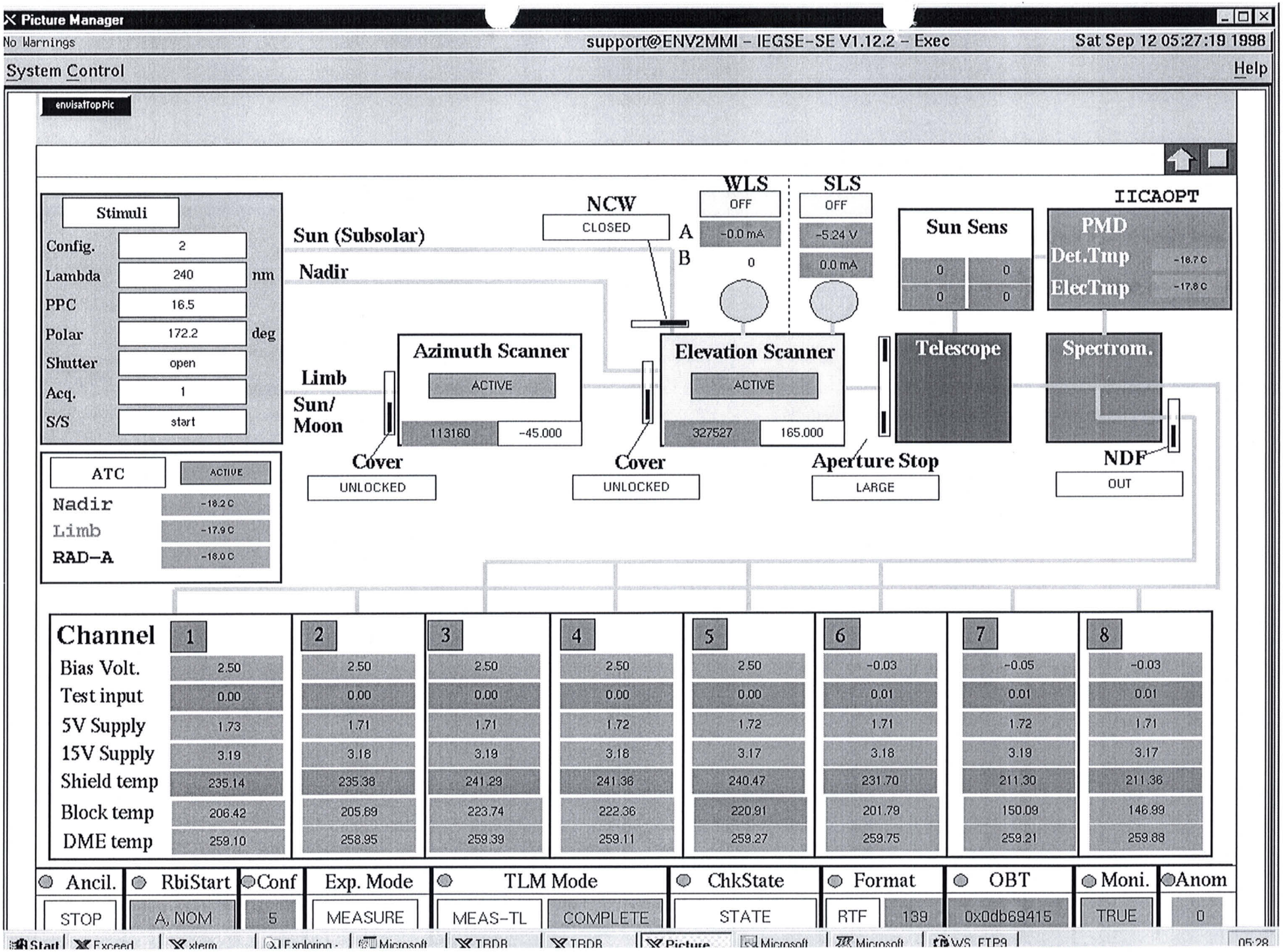
Picture Manager
No Warnings
support@ENV2MMI – IEGSE-SE V1.12.2 – Exec
Sat Sep 12 05:27:19 1998
System Control
Help
envisatTopPic
Stimuli
Config. 2
Lambda 240 nm
PPC 16.5
Polar 172.2 deg
Shutter open
Acq. 1
S/S start
ATC ACTIVE
Nadir -18.2 C
Limb -17.9 C
RAD-A -18.0 C
Sun (Subsolar)
Nadir
Limb
Sun/ Moon
NCW
CLOSED
A
B
WLS
OFF
-0.0 mA
0
SLS
OFF
-5.24 V
0.0 mA
Sun Sens
0 0
0 0
IICAOPT
PMD
Det.Tmp -18.7 C
ElecTmp -17.8 C
Azimuth Scanner
ACTIVE
113160 -45.000
Elevation Scanner
ACTIVE
327527 165.000
Telescope
Spectrom.
Cover
UNLOCKED
Cover
UNLOCKED
Aperture Stop
LARGE
NDF
OUT
Channel 1 2 3 4 5 6 7 8
Bias Volt. 2.50 2.50 2.50 2.50 2.50 -0.03 -0.05 -0.03
Test input 0.00 0.00 0.00 0.00 0.00 0.01 0.01 0.01
5V Supply 1.73 1.71 1.71 1.72 1.72 1.71 1.72 1.71
15V Supply 3.19 3.18 3.19 3.18 3.17 3.18 3.19 3.17
Shield temp 235.14 235.38 241.29 241.36 240.47 231.70 211.30 211.36
Block temp 206.42 205.89 223.74 222.36 220.91 201.79 150.09 146.99
DME temp 259.10 258.95 259.39 259.11 259.27 259.75 259.21 259.88
Ancil. STOP
RbiStart A, NOM
Conf 5
Exp. Mode MEASURE
TLM Mode MEAS-TL COMPLETE
ChkState STATE
Format RTF 139
OBT 0x0db69415
Moni. TRUE
Anom 0
Start
Exceed
xterm
Exploring -
Microsoft
TRDB
TRDB
Picture
Microsoft
Microsoft
WS_FTP9
05:28

Formal Run of Measurement

(Measurement ID) ETA_UV_Vis_Limb

Request for Actual Status	X	(cross out entries that are **not** requested.)
Request for Modification	X	(fill in only entries to be modified)
Request for Run	X	(no entries = run based on actual default settings)

Scanner Positions

Azimuth	-45	deg
Elevation	+165	deg

Timeline for each Data Acquisition Period during Measurement

	1	2	3	4	5	6	7	8	9	10
State ID	9									
Repetitions	5									

State Parameters for States used in Timeline (State ID must be given)

Channel	PET [s] or H#	Co-Adding	PET [s] or H#	Co-Adding	PET [s] or H#	Co-Adding	PET [s] or H#	Co-Adding
1a	64	1						
1b	64	1						
2b	64	1						
2a	64	1						
3	64	1						
4	64	1						
5	64	1						
6	32	2						
7	2	32						
8	2	32						
State ID								

Step 19-5

(diffuser)

Stimuli Settings for Existing Blocks in Measurement

Block No	Stimuli Setup ID	PPC [deg]	Polarizer [deg]	Shutter open/close	Acquisition Time [s]	Lambda [nm] Start	Stop	Step	Repetition Factor	Message	OS Setup Time [s]
1	2	4	172,2	close	1	240	240	0	8	DU1	12
2.1	2	4	172,2	open	1	240	240	0	8	Wsc#	20
2.2	2	4	86,0	open	1	240	240	0	8	Wpc#	20
3.1	2	16,5	172,2	open	1	240	240	0	8	Wsc #	20
3.2	2	16,5	86,0	open	1	240	240	0	8	Wpc #	20
4.1	2	22,3	172,2	open	1	240	240	0	8	Wsc#	20
4.2	2	22,3	86,0	open	1	240	240	0	8	Wpc#	20
5	2	22,3	86,0	close	1	240	240	0	8	DU2	8

Measurement Data Description

Test Purpose	UID 55
Remark	
Data Directory	0255_01.34.31_ETA_UV_VIS

Signatures

	Date	Signature
Issued	12-09-98	M. Stiller
Performed	12.9.98	A. Kuc

MASTER

ETA-UV

STEP	ACTION	RESULT	MARKER
Intro	Your name:	Dion Oude Lansink	
	Date:	12-09-98	
	What's the name of the (main) data input files generated by the EGSE? (*.dat)	scia-1209 1998-0137 48189.dat	(A)
	Setup a three-window configuration on your SUN.		see course descr.
Cnstr directory	`cd ~/DATA-DIR/ETA-UV/ ;` `ls -l`		Note: In window DATA-DIR
	highest number in directory?	7	(B)
	New directory: `mkdir <B+1>` `ls -l`		
	What's now the highest number in directory?	8	(C)
	<C> should be <B> + 1	Y / N	
	directory name is:	~/DATA-DIR/ETA-UV/<C>	(DIR-NAME)
Copy data	See Analysis sheet: Transfer Data File	Y / N	In DATA-DIR window
Cnstr EGSE_LTF	`cal_raw2ltf .` (Error messages are not necessarily fatal; check with SOLAN --in solan window-- whether output file is okay: there should be a signal present, and `dremark1` labels should be filled) `ls -l *.egse_ltf`		Note: In window DATA-DIR; ***don't forget the dot !!!;*** *May take more than 15 mins.*
	What's the name of the egse_ltf file	<A>.egse_ltf	(D)
	`<D> should be <A>.egse_ltf`	Y / N	
Cnstr CAL files	`idl run_averscia` (and select file <D> when asked)		Note: In window IDL
Check CAL files	Dark files: `ls -l *du*.avg.cal`		
	size:	146 kb	should be approx 150Kb
	S-pol file: `ls -l *ws*.avg.cal`		
	size:	146 kb	should be approx 150Kb

P-pol file:
`ls -l *.wp*.avg cal`

size: 146 kb — should be approx 150Kb

Note: all files should be present, if not:
(a) Check file <D> using SOLAN and check whether DU, WS and WP labels are present in `dremark1` labels
(b) Check if enough disk space is available (Unix command `df -k | more`).

Print postscript

Print postscript files:
`lpr -P<printer> *.ps`

Contents dark file `*du*.avg.cal.ps` should be approx. constant within channels: (Y) / N
Contents P file `*wp*.avg.cal` should resemble white light source: (Y) / N ← wel erg zwak, vooral kanalen 1+2
Contents S file `*ws*.avg.cal.ps` and `*wp*.avg.cal.ps` should resemble white light source: (Y) / N

Contents of `*rel_std.cal.ps` files should be smaller than 0.01 (pixel 300 -- 800) for all channels. (Y) / N

If not, value is: _____

Add postscript images to logbook, done (Y) / N

Print logfiles

`lpr -P<printer> *.log`
Add logfiles to logbook, done (Y) / N

ETA processing

Run ETA — `idl do_eta` — In IDL window

Check ETA — `ls -l *.p1.* | more` — In DATA-DIR window

Size of file `<D>.du*.avg.cal.[a|c|e].p1.cal`: 146 kb — should be approx 150Kb

	Size of file <D>.du*.avg.cal.[a|c|e].p1.log	1025 ~~1805~~ b
	Size of file <D>.du*.avg.cal.[a|c|e].p1.ps	+ ~~1320~~ kb 138
Check ETA visually	`lpr -P<printer> <D>.*du.*.p1.cal.ps`	
	Value of ETA in each channel (pixel 300 -- 800) between 0 and 3? (in channels 1-4)	(Y) / N
	Value of ETA resembles expected ETA (see [Predicted PFM calibration results])?	(Y) / N → (wel door diffuser => zwakt wat af)
	Add postscript images to logbook, done	(Y) / N
Print logfiles	`lpr -P<printer> <D>.du*.p1.cal.log`	
	Add logfiles to logbook, done	(Y) / N

Back up	Create 3 sets of backup CDs of directory <DIR-NAME> (One CD has a capacity of 600 Mbytes, the UNIX command `/usr/bin/du -k .` gives the number of kilo bytes in the current directory).		See analysis sheet BackUp
	Name of backup CDs	(nodig)	

Sign:	Name	Dion Ouse Lansink
	Date and time	19.05 UTC, 12-09-1998
	Signature	

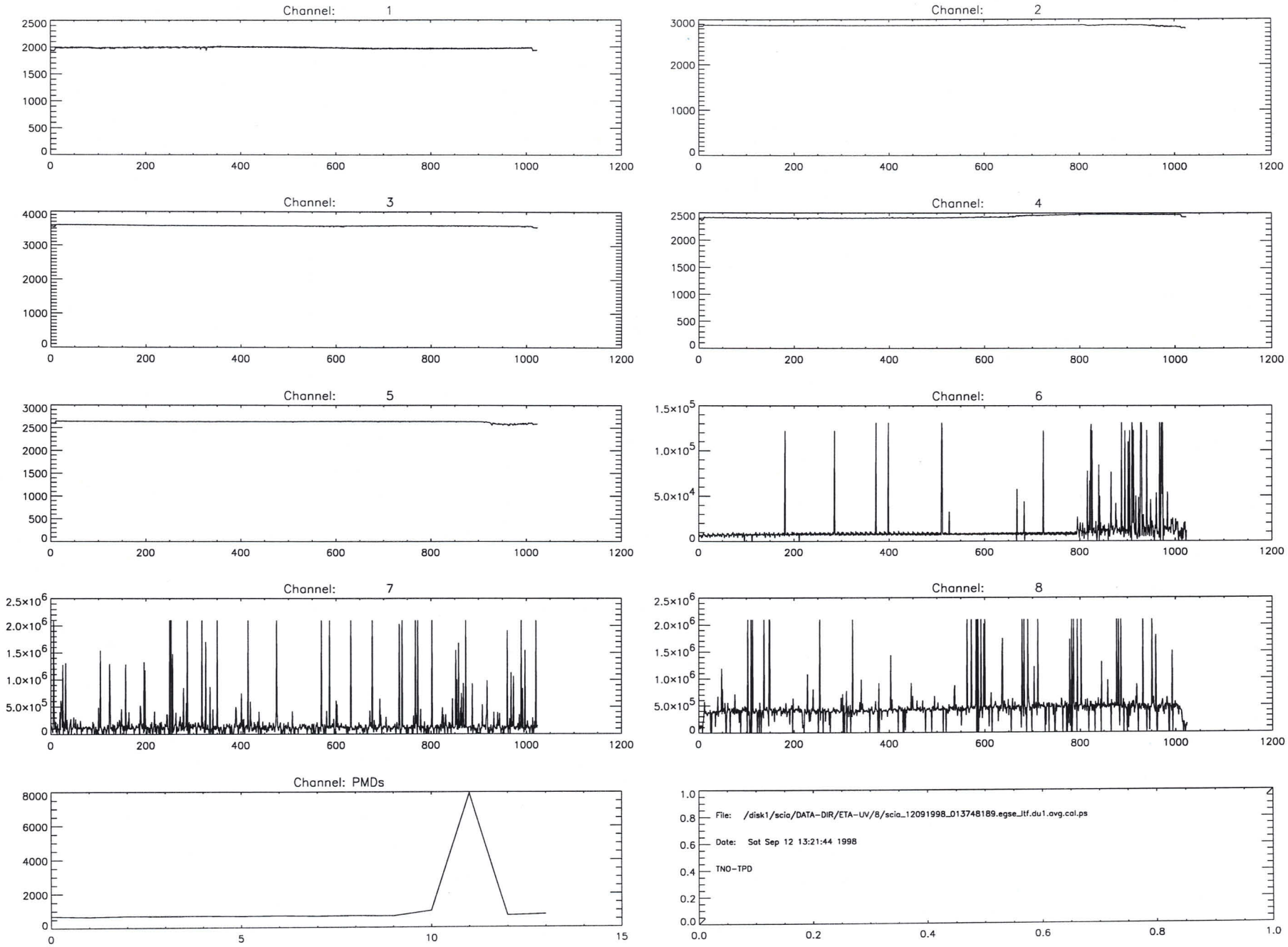
Channel: 1
Channel: 2
Channel: 3
Channel: 4
Channel: 5
Channel: 6
Channel: 7
Channel: 8
Channel: PMDs
File: /disk1/scia/DATA-DIR/ETA-UV/8/scia_12091998_013748189.egse_itf.du1.avg.cal.ps
Date: Sat Sep 12 13:21:44 1998
TNO-TPD

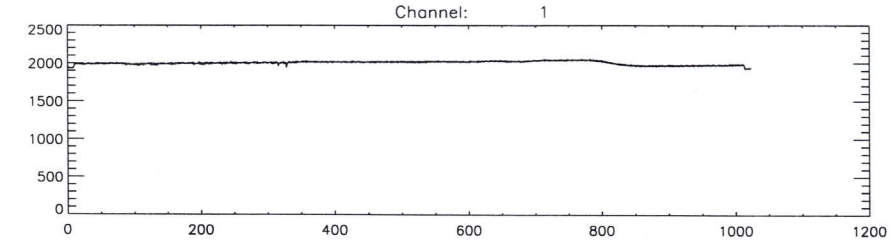
Channel: 1
2500
2000
1500
1000
500
0
0
200
400
600
800
1000
1200

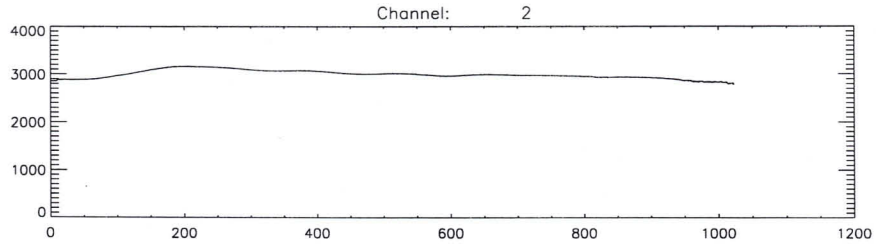
Channel: 2
4000
3000
2000
1000
0
0
200
400
600
800
1000
1200

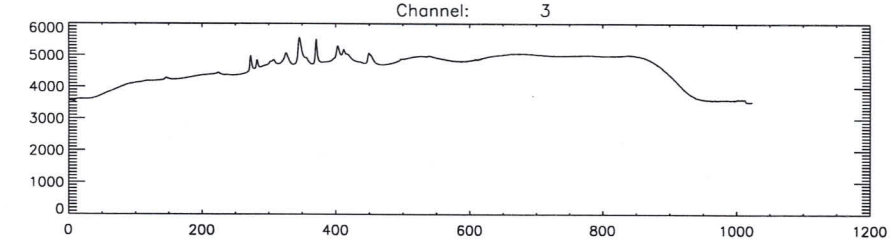
Channel: 3
6000
5000
4000
3000
2000
1000
0
0
200
400
600
800
1000
1200

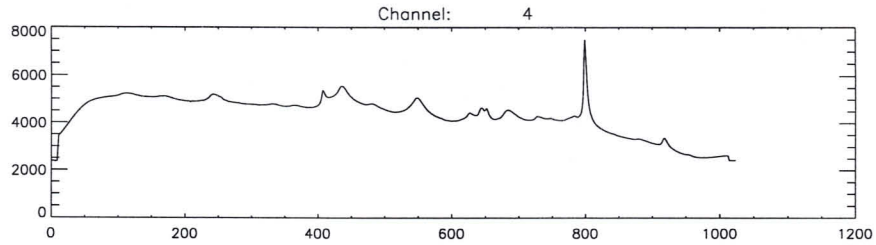
Channel: 4
8000
6000
4000
2000
0
0
200
400
600
800
1000
1200

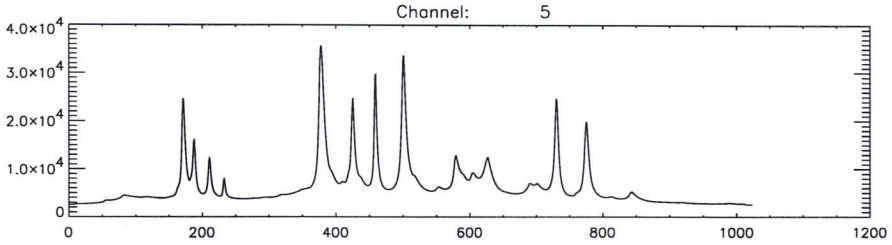
Channel: 5
4.0x10^4
3.0x10^4
2.0x10^4
1.0x10^4
0
0
200
400
600
800
1000
1200

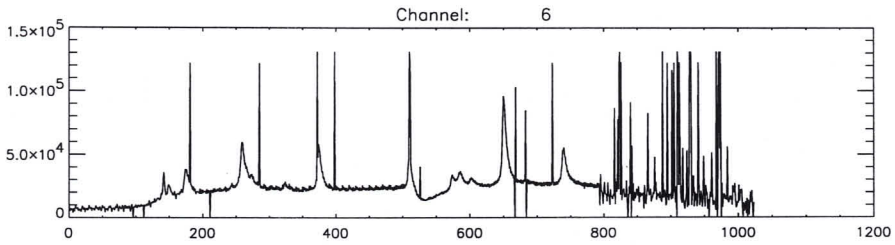
Channel: 6
1.5x10^5
1.0x10^5
5.0x10^4
0
0
200
400
600
800
1000
1200

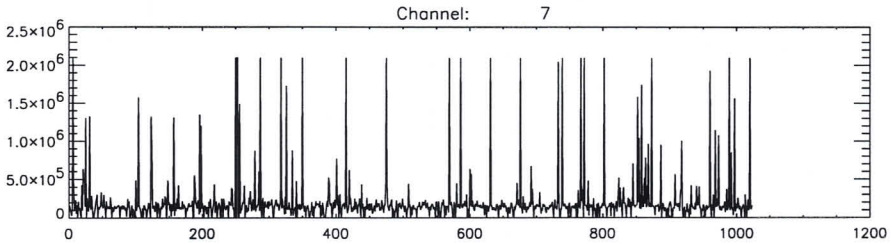
Channel: 7
2.5x10^6
2.0x10^6
1.5x10^6
1.0x10^6
5.0x10^5
0
0
200
400
600
800
1000
1200

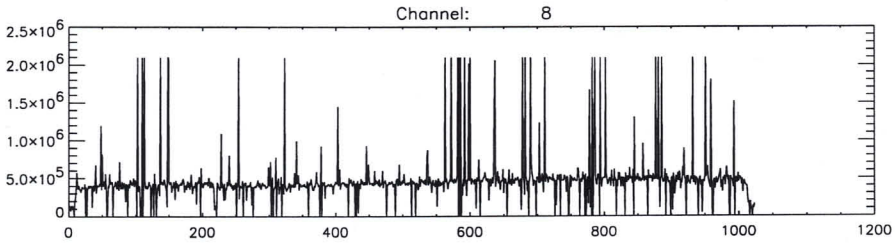
Channel: 8
2.5x10^6
2.0x10^6
1.5x10^6
1.0x10^6
5.0x10^5
0
0
200
400
600
800
1000
1200

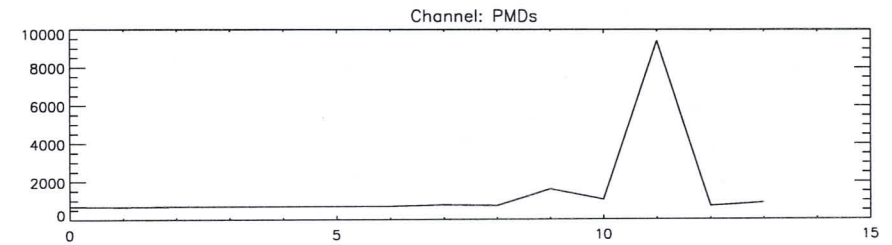
Channel: PMDs
10000
8000
6000
4000
2000
0
0
5
10
15

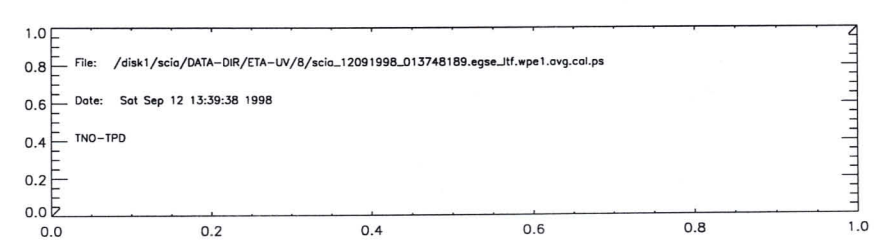
1.0
0.8
0.6
0.4
0.2
0.0
0.0
0.2
0.4
0.6
0.8
1.0
File: /disk1/scia/DATA-DIR/ETA-UV/8/scia_12091998_013748189.egse_ltf.wpe1.avg.cal.ps
Date: Sat Sep 12 13:39:38 1998
TNO-TPD

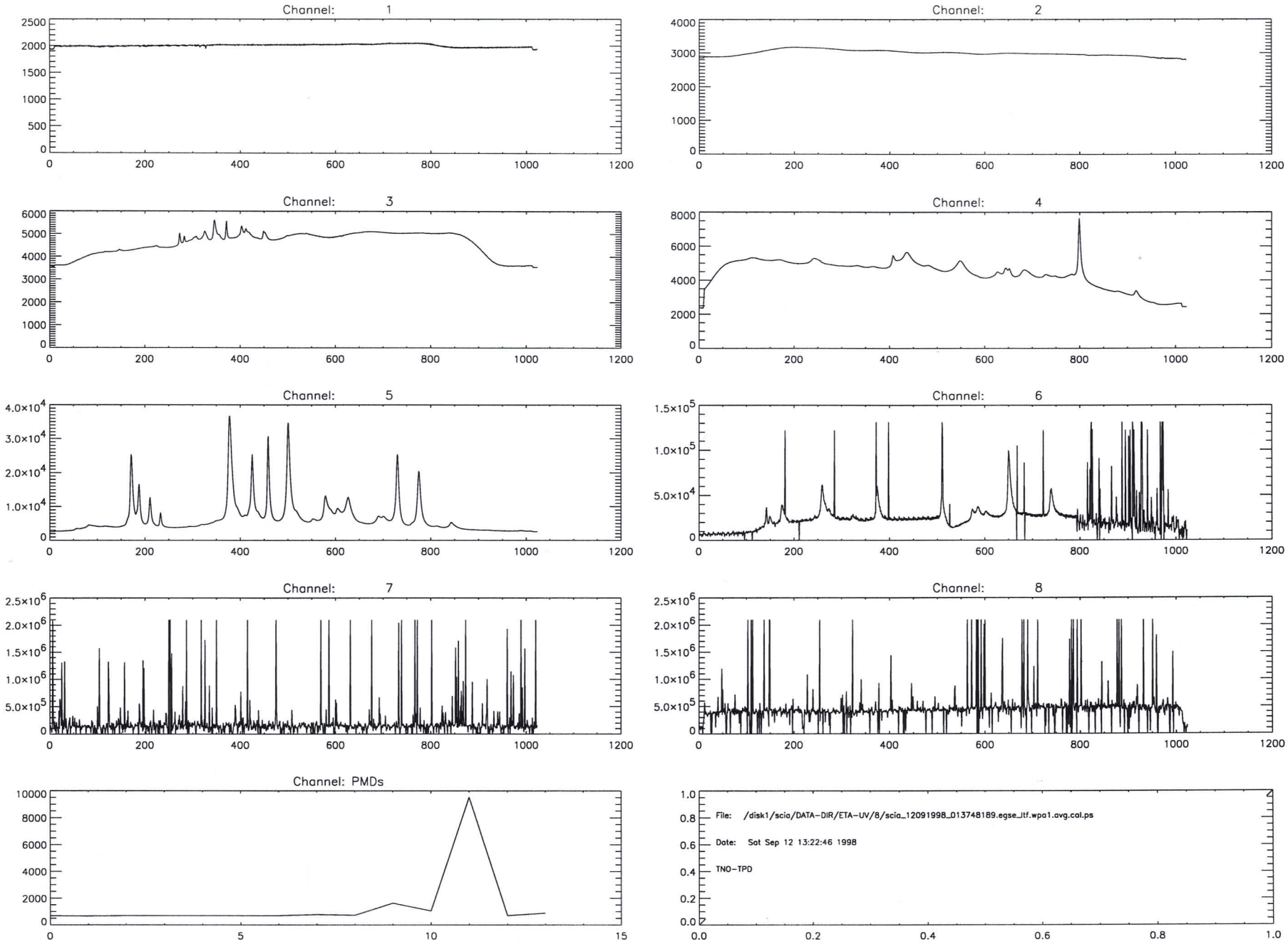
Channel: 1
Channel: 2
Channel: 3
Channel: 4
Channel: 5
Channel: 6
Channel: 7
Channel: 8
Channel: PMDs
File: /disk1/scia/DATA-DIR/ETA-UV/8/scia_12091998_013748189.egse_itf.wpa1.avg.cal.ps
Date: Sat Sep 12 13:22:46 1998
TNO-TPD

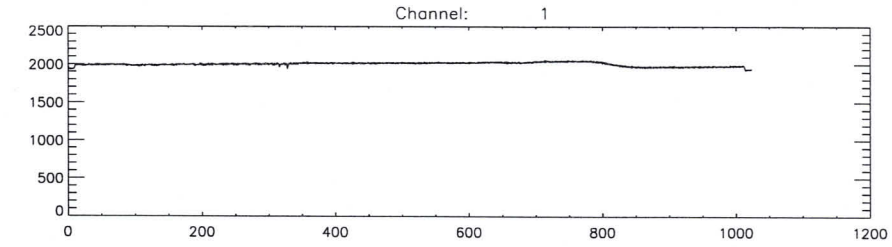
Channel: 1
2500
2000
1500
1000
500
0
0
200
400
600
800
1000
1200

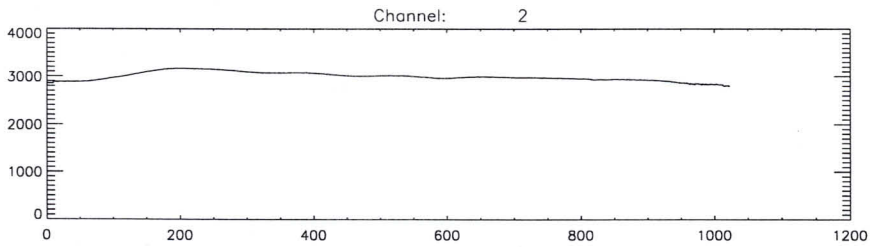
Channel: 2
4000
3000
2000
1000
0
0
200
400
600
800
1000
1200

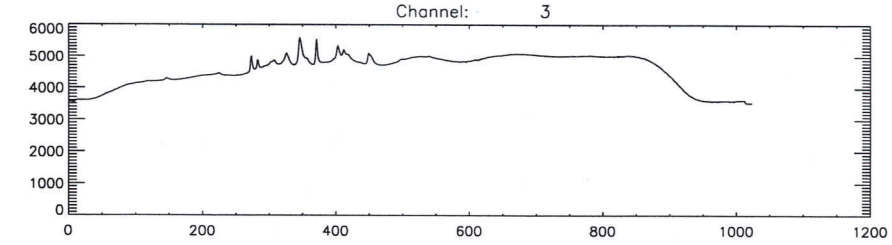
Channel: 3
6000
5000
4000
3000
2000
1000
0
0
200
400
600
800
1000
1200

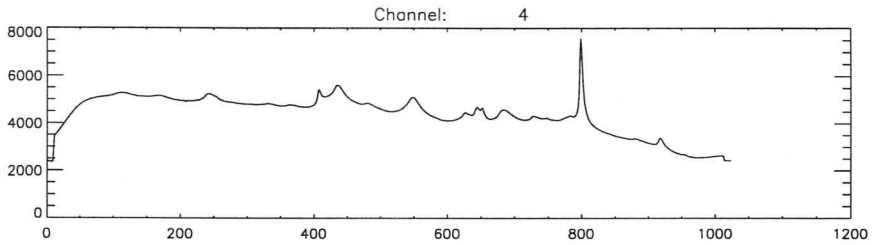
Channel: 4
8000
6000
4000
2000
0
0
200
400
600
800
1000
1200

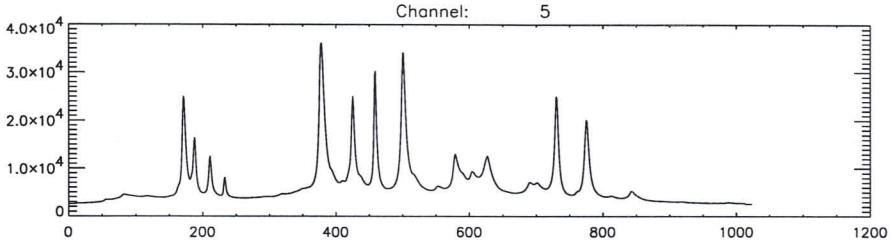
Channel: 5
4.0x10^4
3.0x10^4
2.0x10^4
1.0x10^4
0
0
200
400
600
800
1000
1200

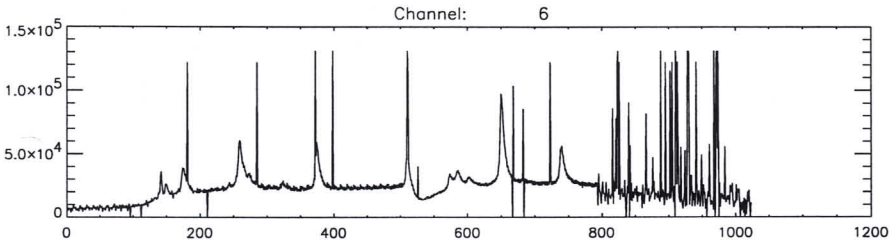
Channel: 6
1.5x10^5
1.0x10^5
5.0x10^4
0
0
200
400
600
800
1000
1200

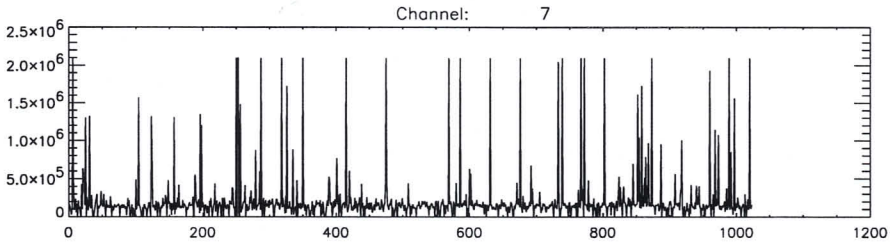
Channel: 7
2.5x10^6
2.0x10^6
1.5x10^6
1.0x10^6
5.0x10^5
0
0
200
400
600
800
1000
1200

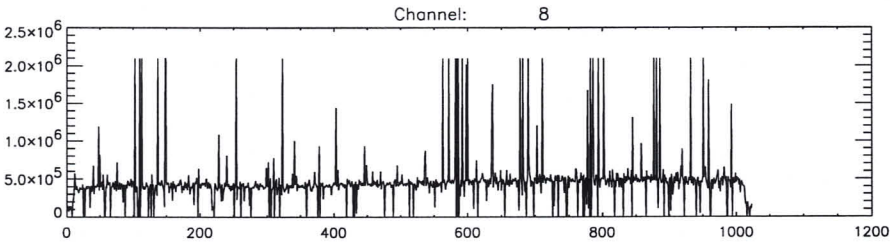
Channel: 8
2.5x10^6
2.0x10^6
1.5x10^6
1.0x10^6
5.0x10^5
0
0
200
400
600
800
1000
1200

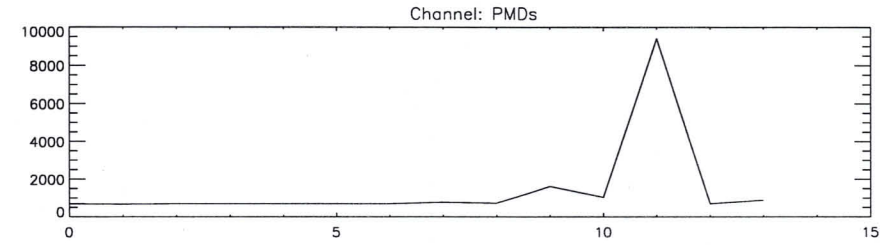
Channel: PMDs
10000
8000
6000
4000
2000
0
0
5
10
15

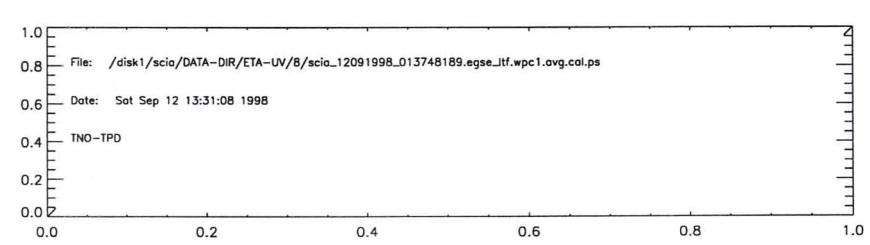
File: /disk1/scia/DATA-DIR/ETA-UV/8/scia_12091998_013748189.egse_ltf.wpc1.avg.cal.ps
Date: Sat Sep 12 13:31:08 1998
TNO-TPD
1.0
0.8
0.6
0.4
0.2
0.0
0.0
0.2
0.4
0.6
0.8
1.0

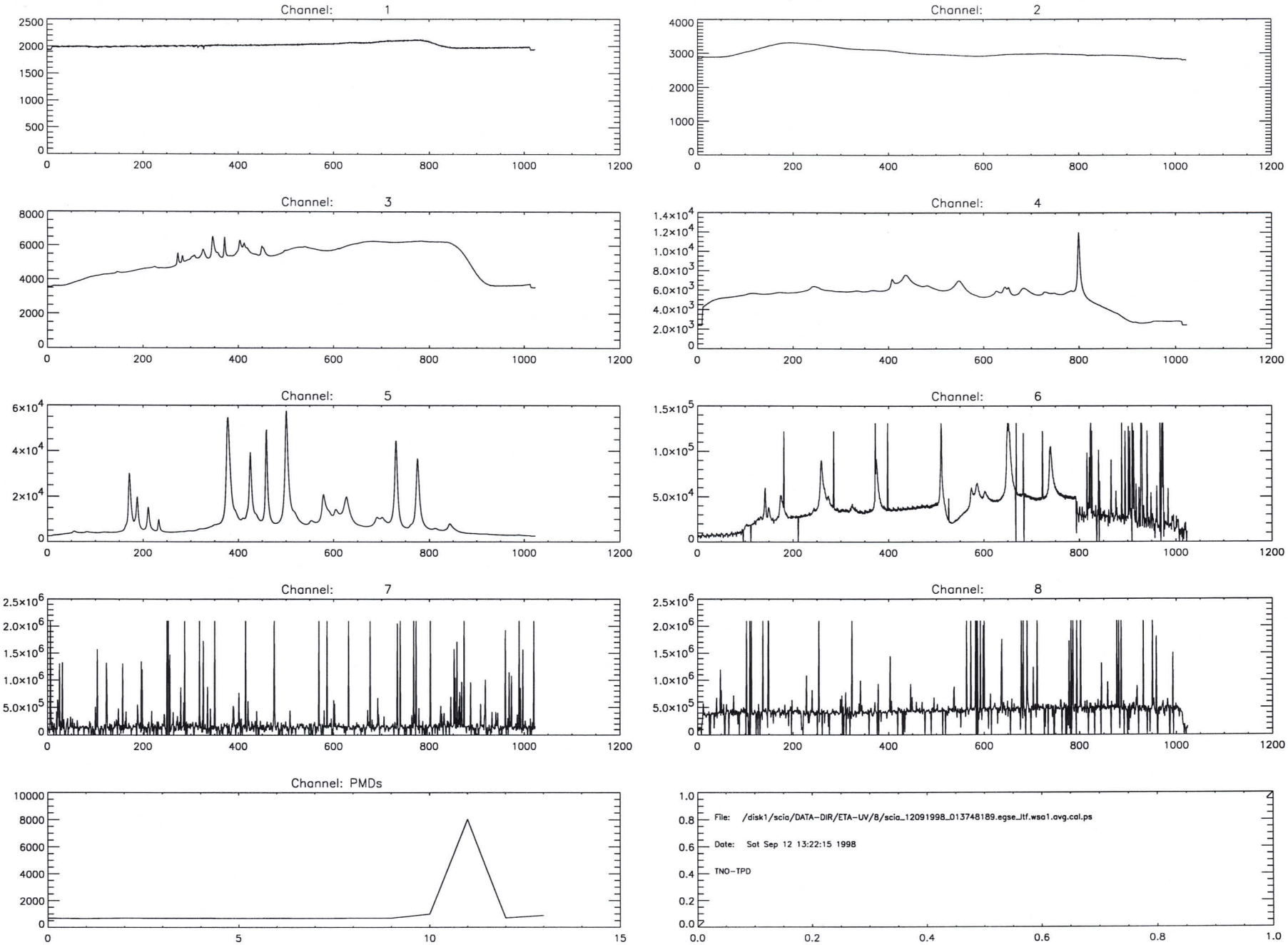
Channel: 1
Channel: 2
Channel: 3
Channel: 4
Channel: 5
Channel: 6
Channel: 7
Channel: 8
Channel: PMDs
File: /disk1/scia/DATA-DIR/ETA-UV/8/scia_12091998_013748189.egse_ltf.wsa1.avg.cal.ps
Date: Sat Sep 12 13:22:15 1998
TNO-TPD

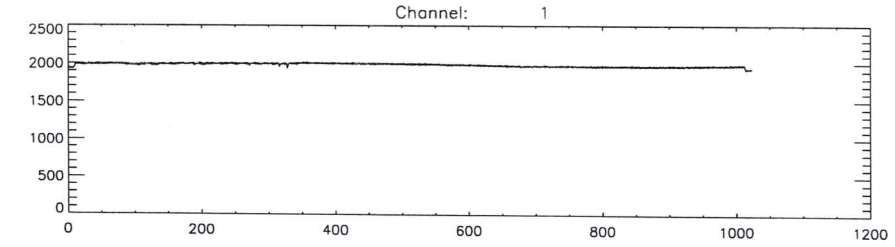
Channel: 1
2500
2000
1500
1000
500
0
0
200
400
600
800
1000
1200

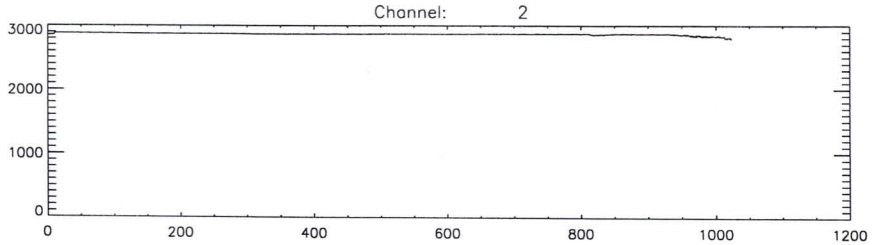
Channel: 2
3000
2000
1000
0
0
200
400
600
800
1000
1200

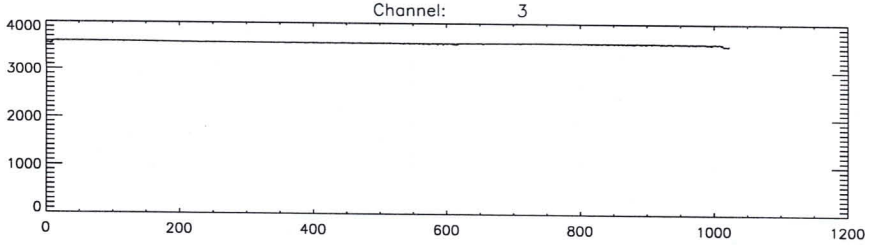
Channel: 3
4000
3000
2000
1000
0
0
200
400
600
800
1000
1200

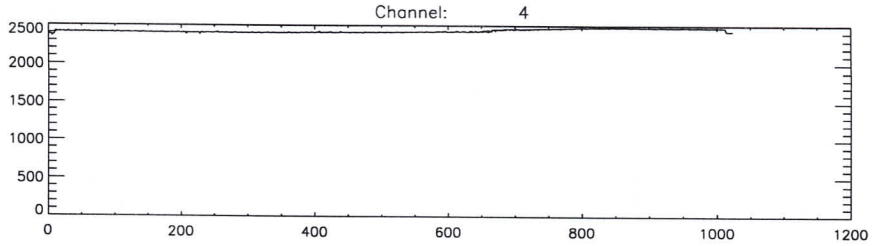
Channel: 4
2500
2000
1500
1000
500
0
0
200
400
600
800
1000
1200

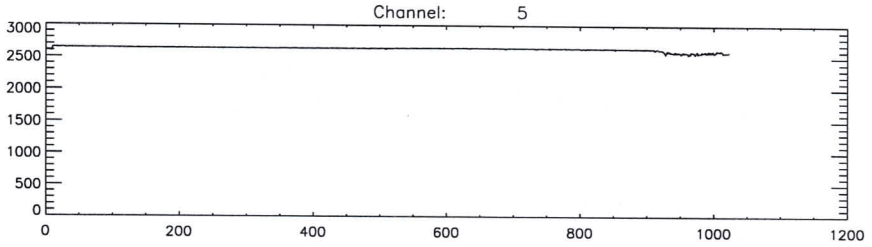
Channel: 5
3000
2500
2000
1500
1000
500
0
0
200
400
600
800
1000
1200

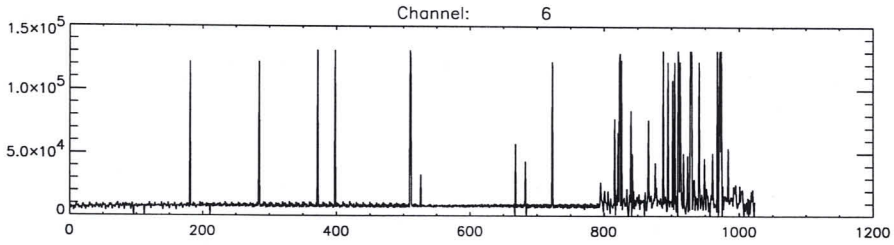
Channel: 6
1.5x10^5
1.0x10^5
5.0x10^4
0
0
200
400
600
800
1000
1200

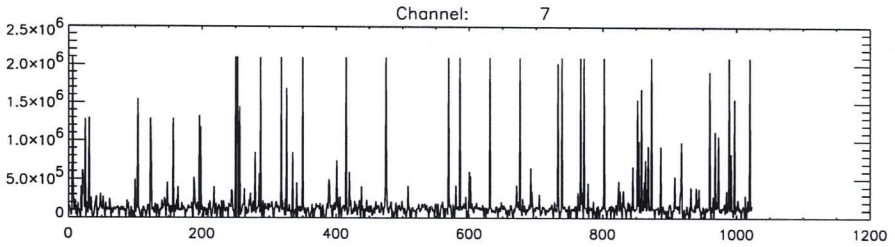
Channel: 7
2.5x10^6
2.0x10^6
1.5x10^6
1.0x10^6
5.0x10^5
0
0
200
400
600
800
1000
1200

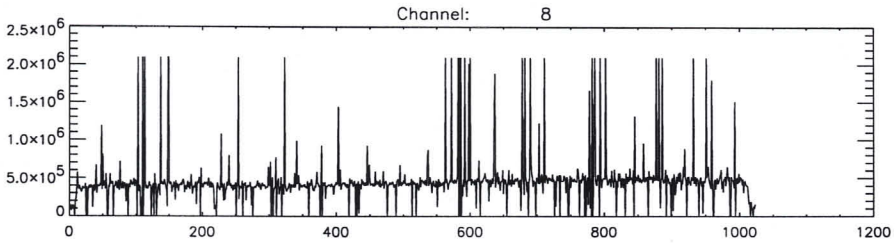
Channel: 8
2.5x10^6
2.0x10^6
1.5x10^6
1.0x10^6
5.0x10^5
0
0
200
400
600
800
1000
1200

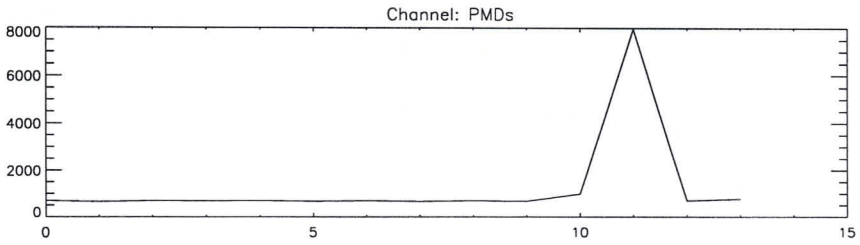
Channel: PMDs
8000
6000
4000
2000
0
0
5
10
15

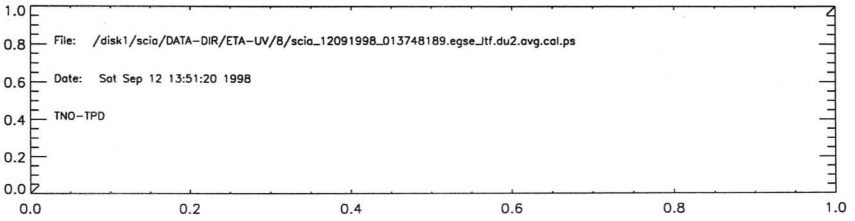
File: /disk1/scio/DATA-DIR/ETA-UV/8/scia_12091998_013748189.egse_ltf.du2.avg.cal.ps
Date: Sat Sep 12 13:51:20 1998
TNO-TPD
1.0
0.8
0.6
0.4
0.2
0.0
0.0
0.2
0.4
0.6
0.8
1.0

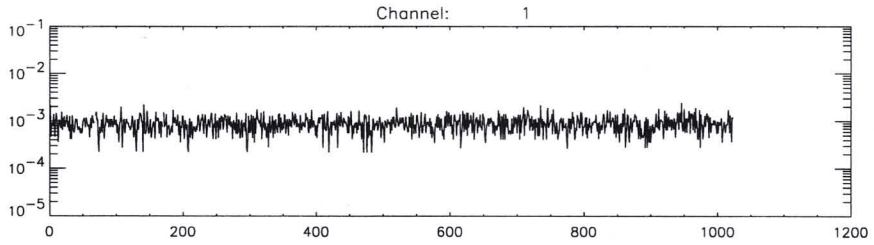
Channel: 1

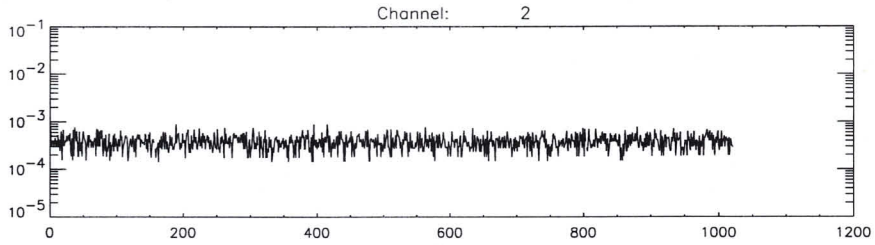
Channel: 2

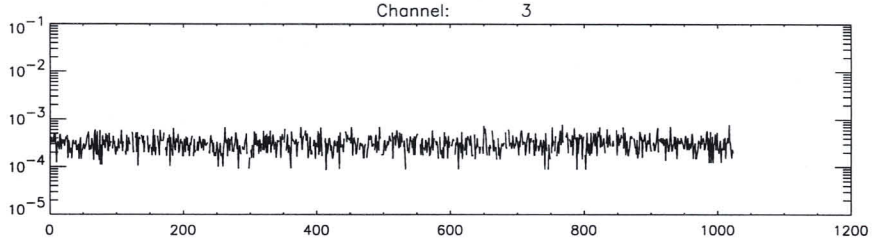
Channel: 3

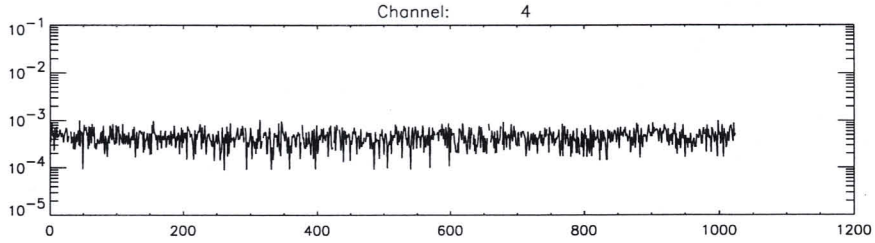
Channel: 4

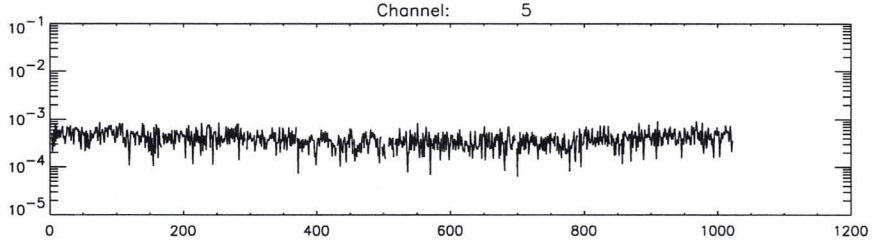
Channel: 5

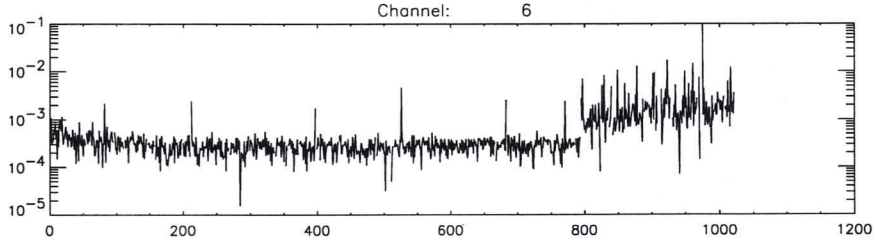
Channel: 6

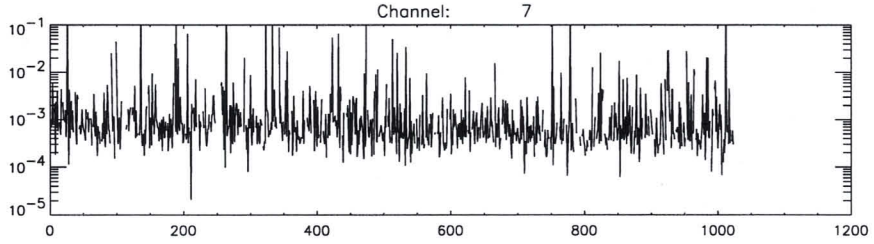
Channel: 7

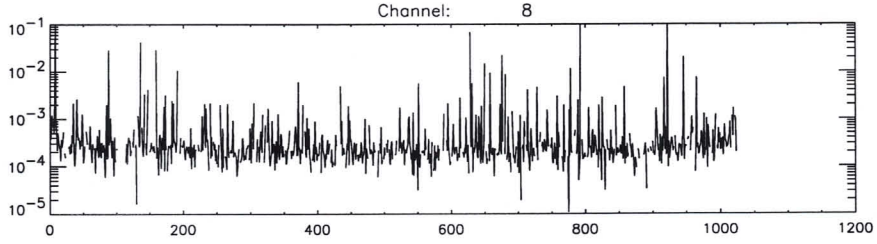
Channel: 8

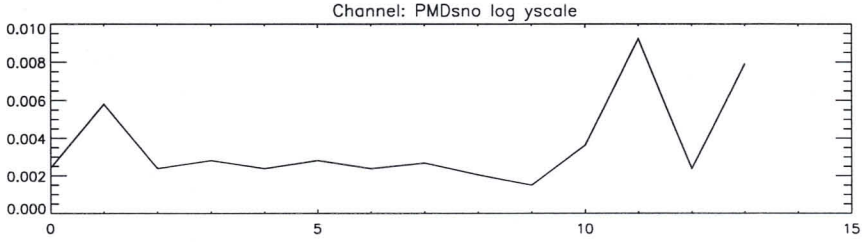
Channel: PMDsno log yscale

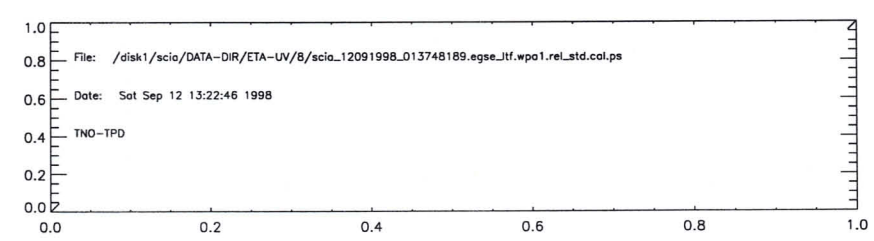
File: /disk1/scia/DATA-DIR/ETA-UV/8/scia_12091998_013748189.egse_ltf.wpa1.rel_std.cal.ps
Date: Sat Sep 12 13:22:46 1998
TNO-TPD

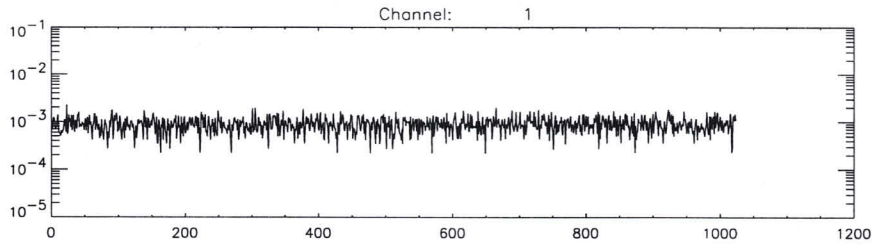
Channel: 1

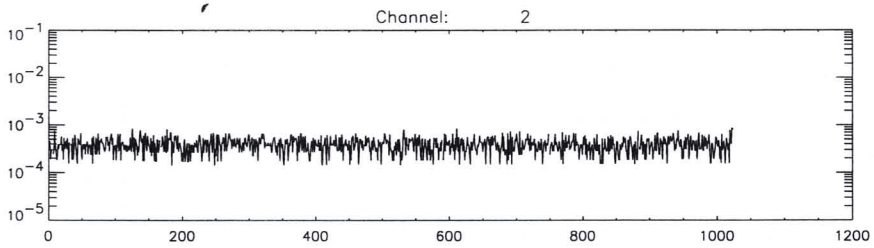
Channel: 2

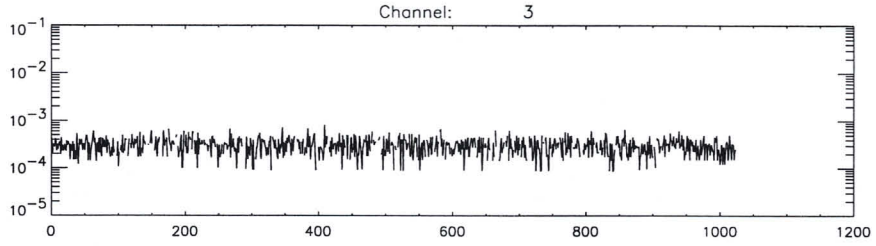
Channel: 3

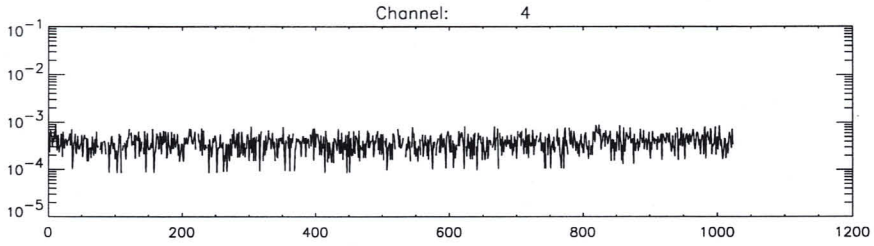
Channel: 4

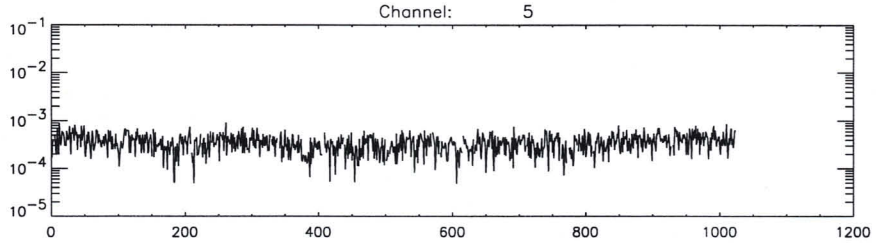
Channel: 5

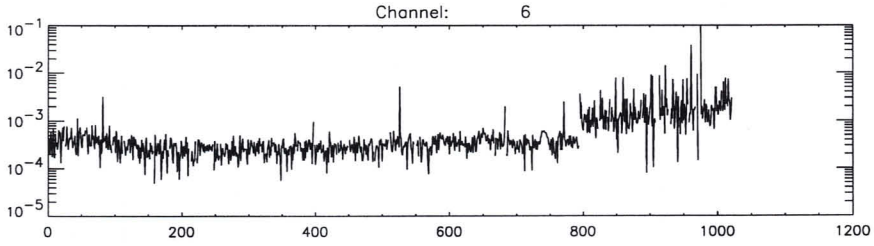
Channel: 6

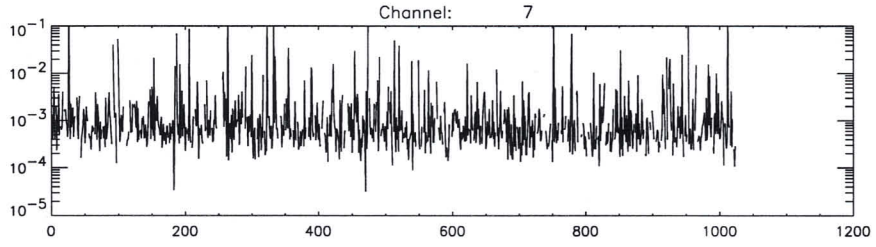
Channel: 7

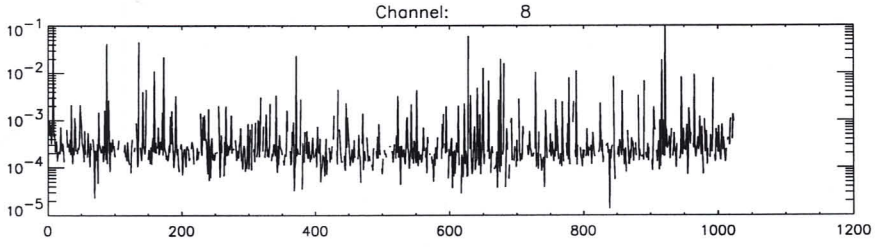
Channel: 8

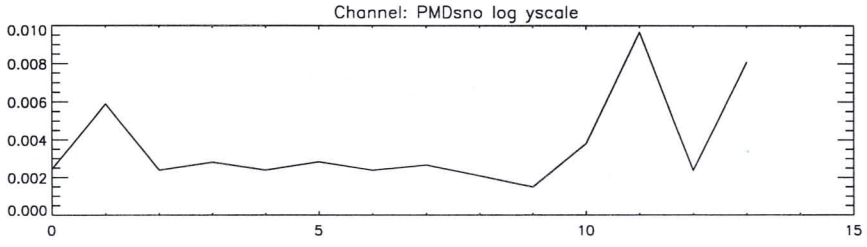
Channel: PMDsno log yscale

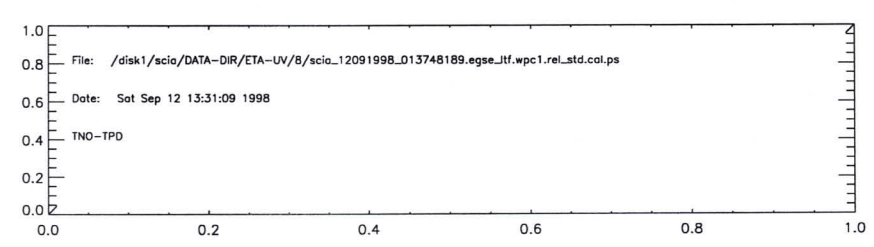
File: /disk1/scia/DATA-DIR/ETA-UV/8/scia_12091998_013748189.egse_ltf.wpc1.rel_std.cal.ps
Date: Sat Sep 12 13:31:09 1998
TNO-TPD

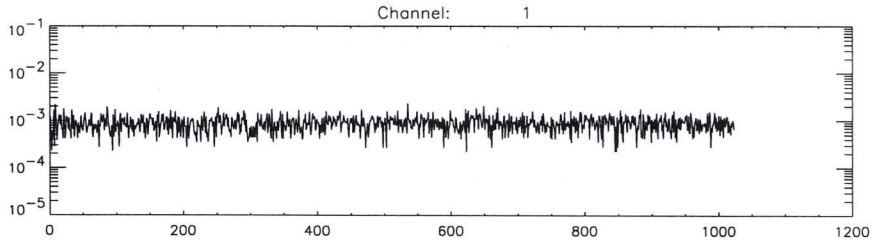
Channel: 1

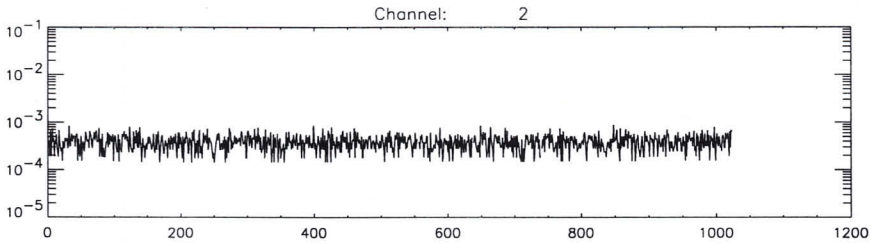
Channel: 2

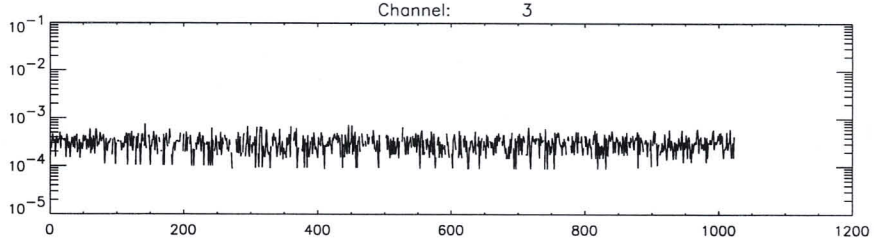
Channel: 3

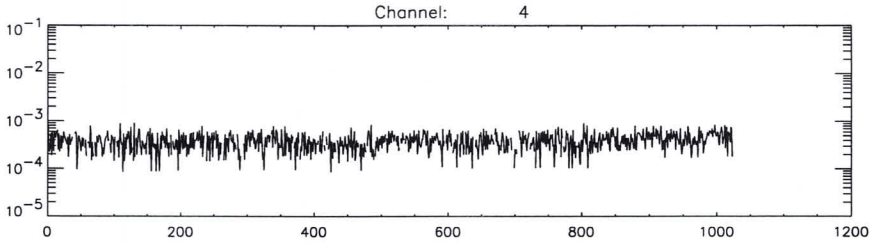
Channel: 4

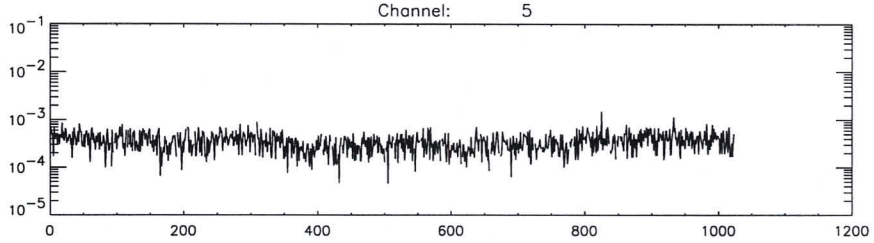
Channel: 5

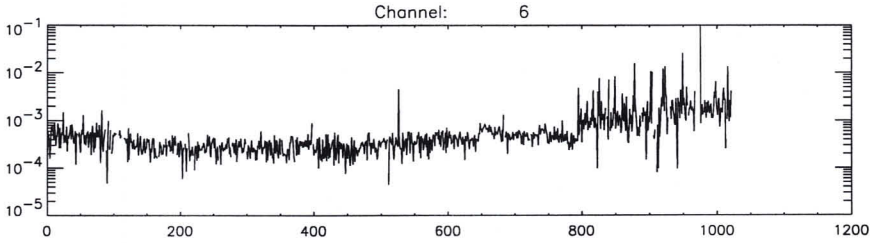
Channel: 6

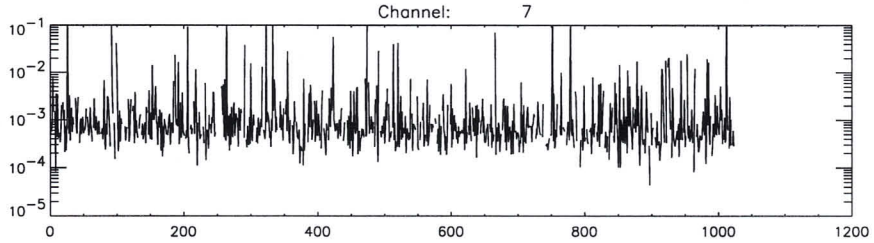
Channel: 7

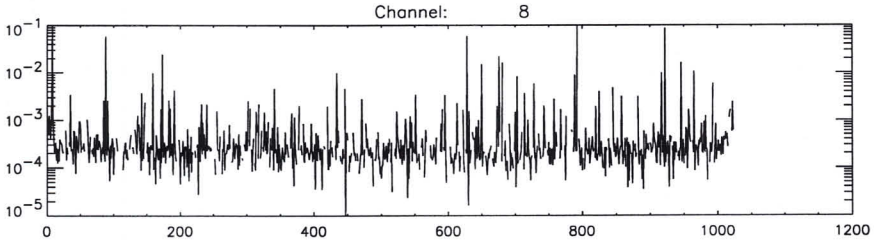
Channel: 8

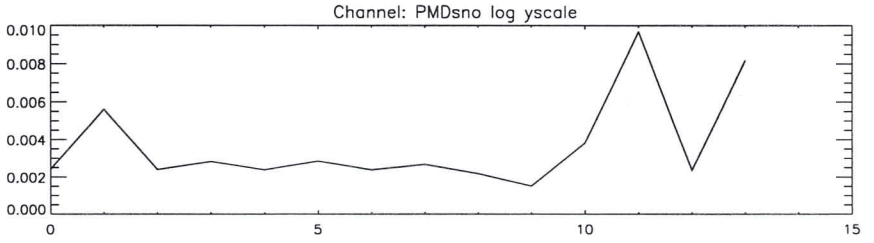
Channel: PMDsno log yscale

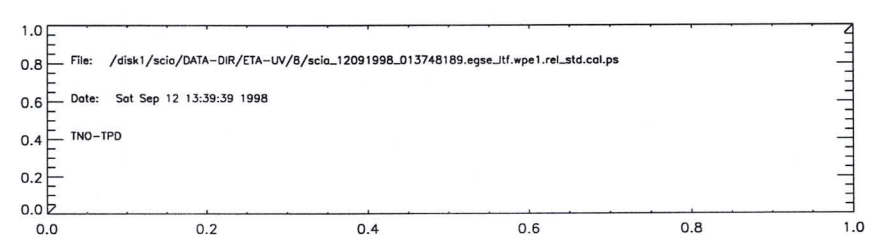
File: /disk1/scio/DATA-DIR/ETA-UV/8/scia_12091998_013748189.egse_ltf.wpe1.rel_std.col.ps
Date: Sat Sep 12 13:39:39 1998
TNO-TPD

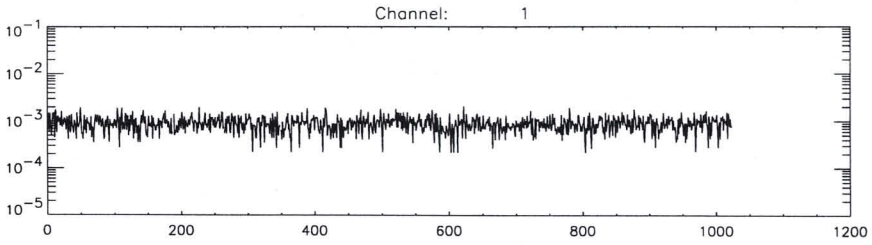
Channel: 1

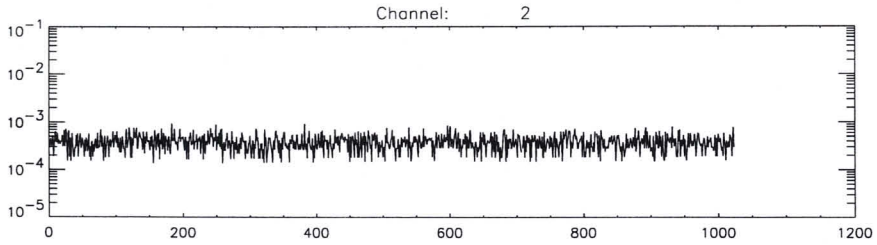
Channel: 2

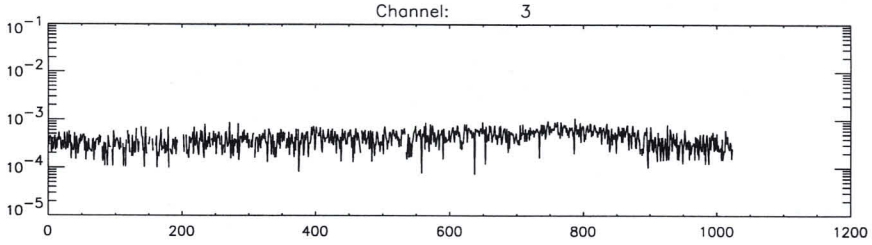
Channel: 3

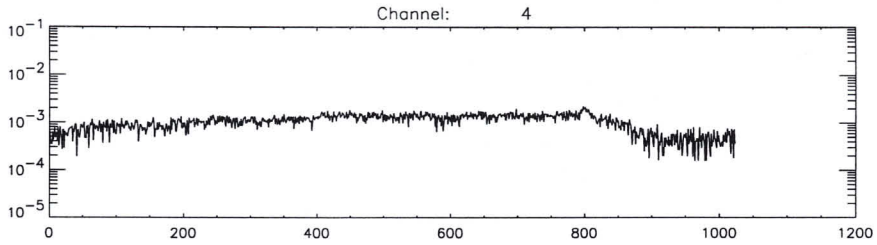
Channel: 4

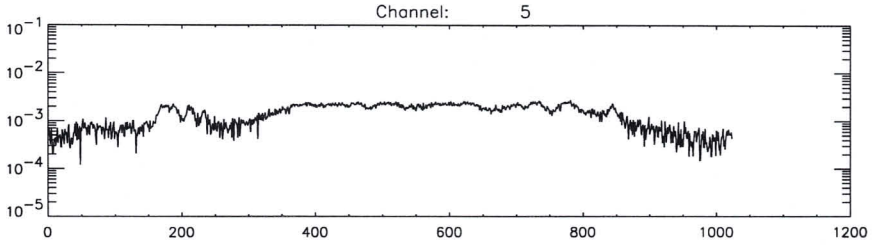
Channel: 5

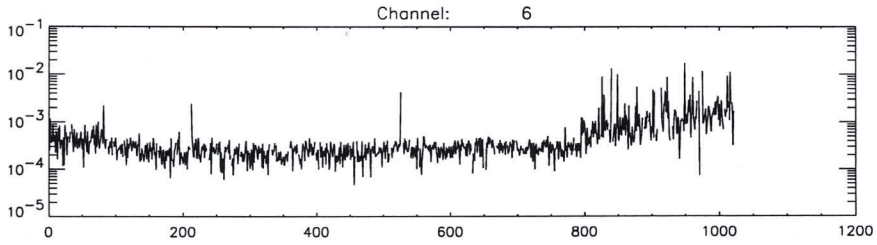
Channel: 6

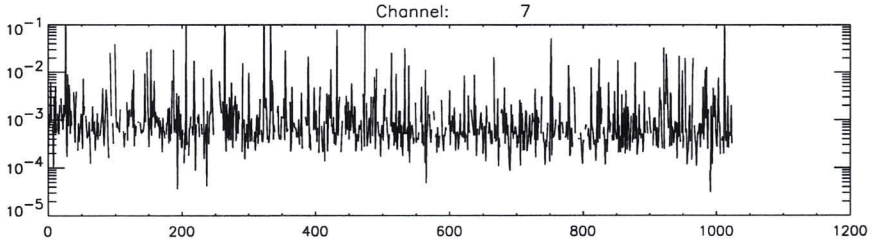
Channel: 7

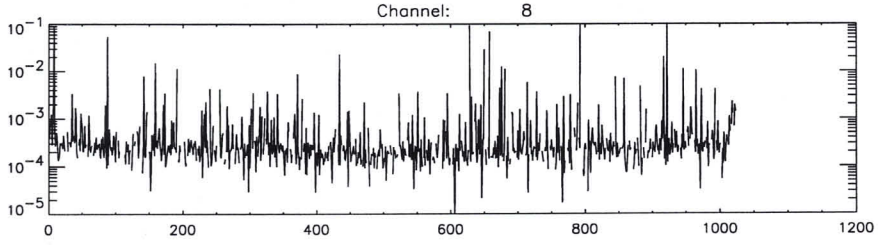
Channel: 8

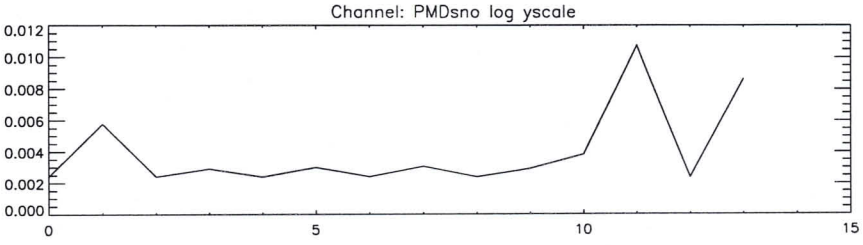
Channel: PMDsno log yscale

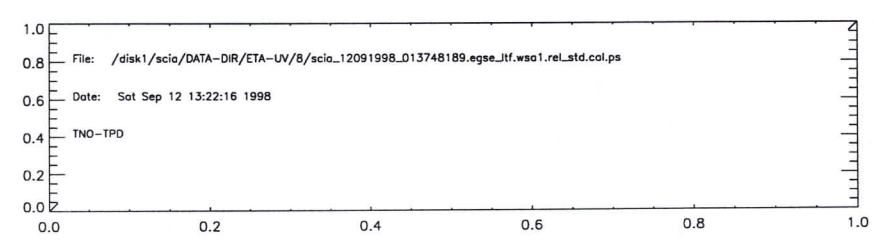
File: /disk1/scia/DATA-DIR/ETA-UV/8/scia_12091998_013748189.egse_ltf.wsa1.rel_std.cal.ps
Date: Sat Sep 12 13:22:16 1998
TNO-TPD

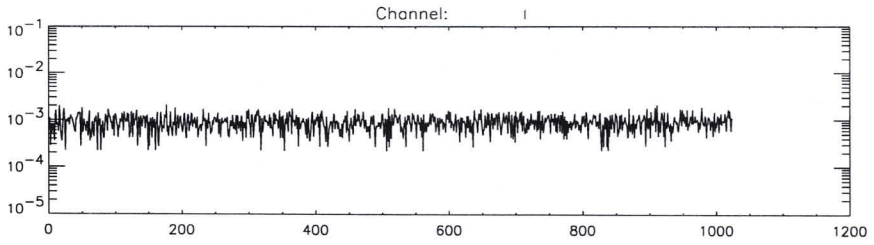
Channel: 1

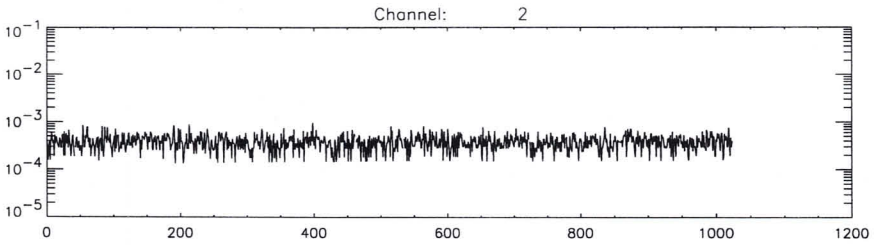
Channel: 2

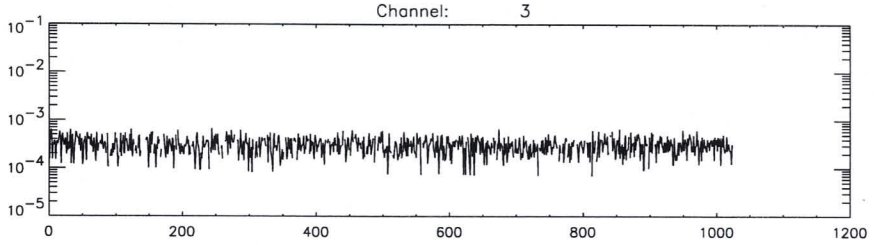
Channel: 3

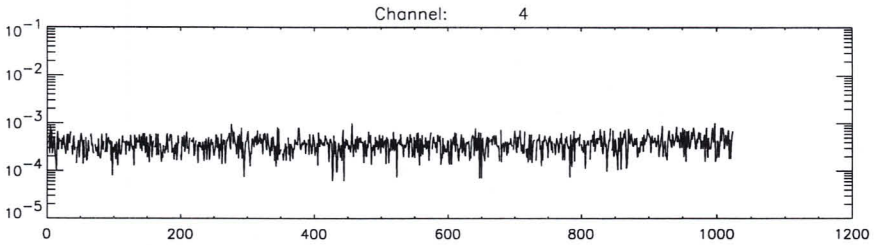
Channel: 4

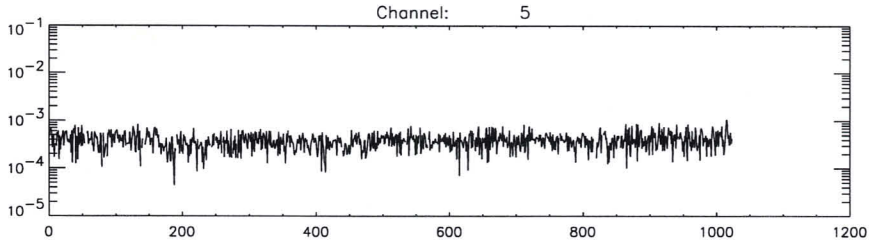
Channel: 5

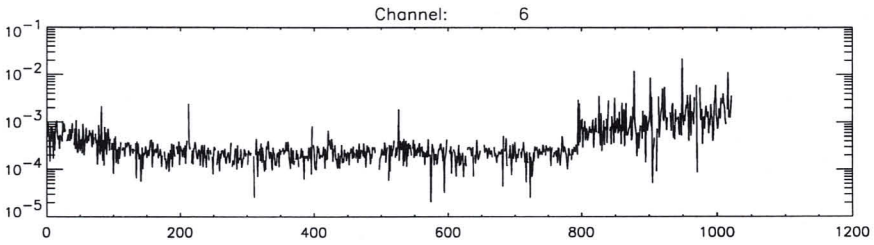
Channel: 6

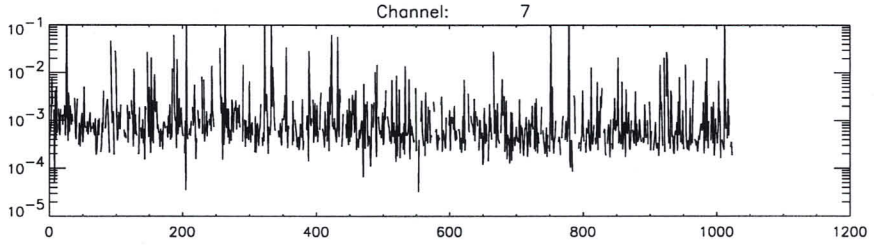
Channel: 7

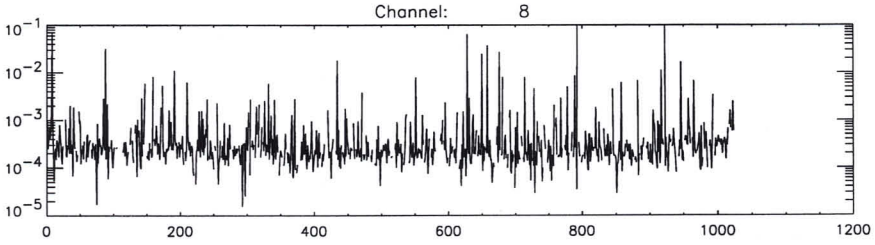
Channel: 8

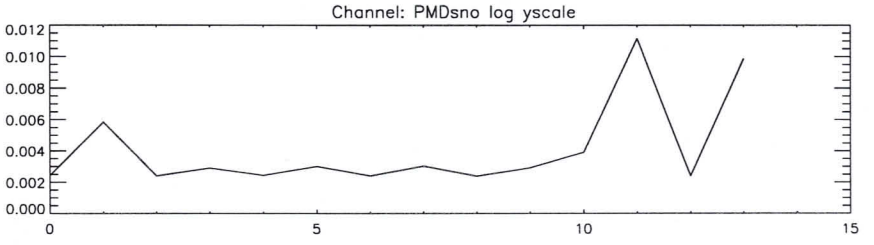
Channel: PMDsno log yscale

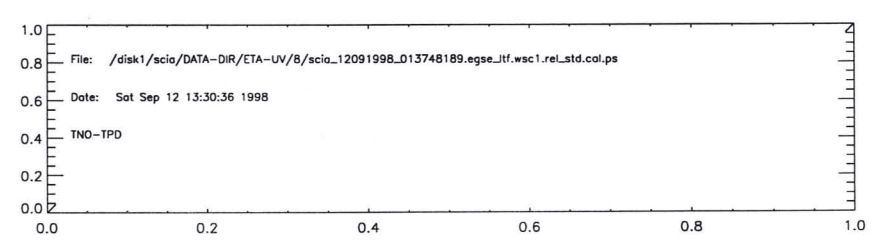
File: /disk1/scia/DATA-DIR/ETA-UV/8/scia_12091998_013748189.egse_itf.wsc1.rel_std.col.ps
Date: Sat Sep 12 13:30:36 1998
TNO-TPD

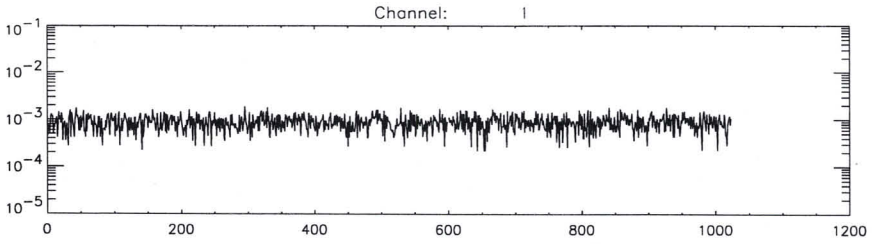
Channel: 1

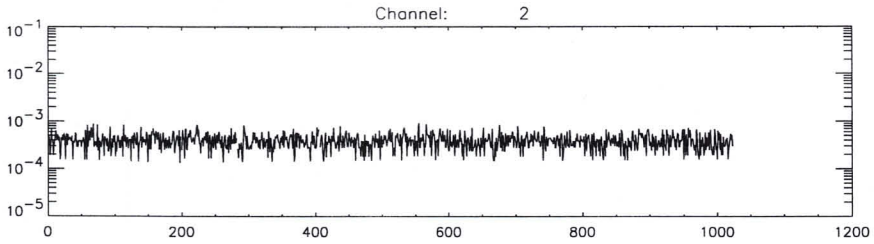
Channel: 2

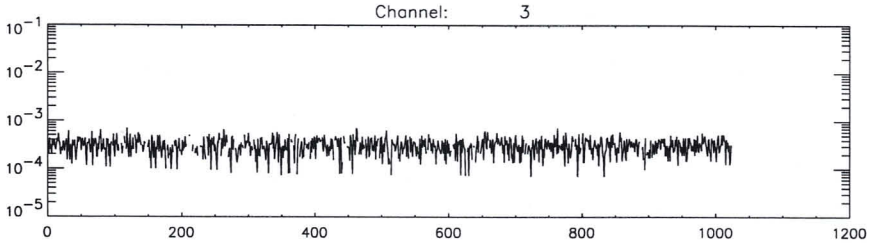
Channel: 3

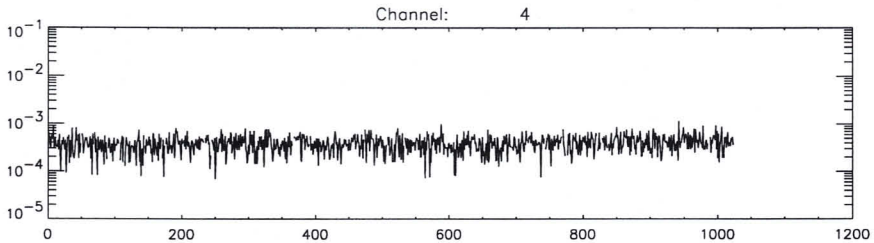
Channel: 4

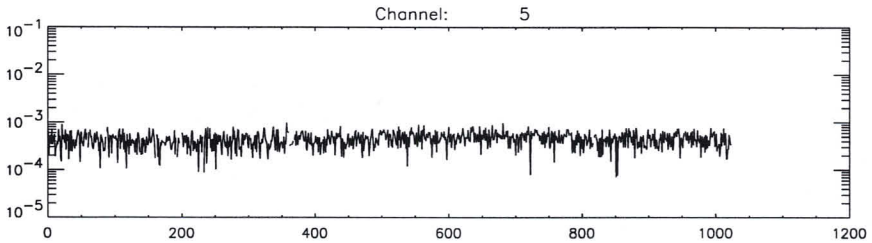
Channel: 5

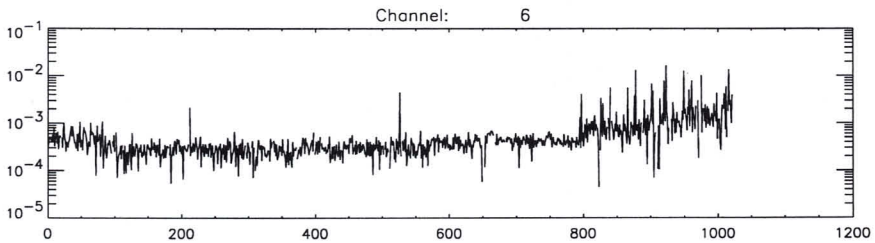
Channel: 6

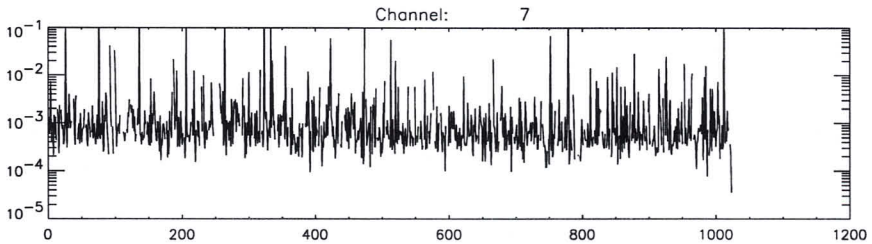
Channel: 7

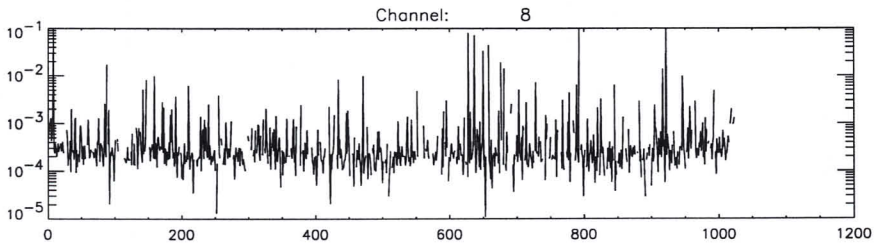
Channel: 8

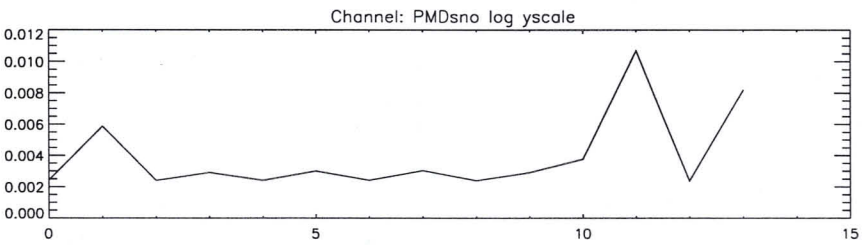
Channel: PMDsno log yscale

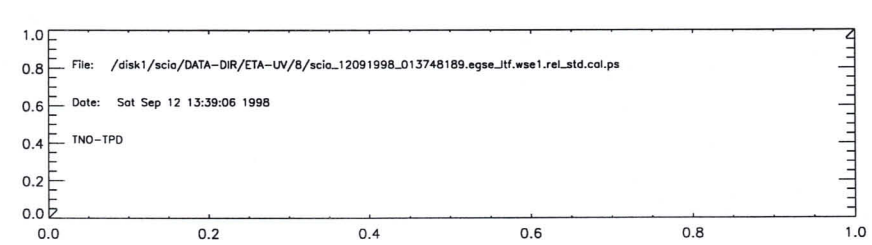
File: /disk1/scia/DATA-DIR/ETA-UV/B/scia_12091998_013748189.egse_itf.wse1.rel_std.cal.ps
Date: Sat Sep 12 13:39:06 1998
TNO-TPD

```
time       = Sat Sep 12 13:22:46 1998
batch      = wpa1
Start TOD = Sat 12-Sep-98 02:38:52
End   TOD = Sat 12-Sep-98 02:45:32
Processing= computation of average, standard dev. and rel.standard dev.
```

```
time       = Sat Sep 12 13:31:09 1998
batch      = wpc1
Start TOD = Sat 12-Sep-98 04:25:31
End   TOD = Sat 12-Sep-98 04:32:11
Processing= computation of average, standard dev. and rel.standard dev.
```

```
time       = Sat Sep 12 13:39:39 1998
batch      = wpe1
Start TOD = Sat 12-Sep-98 06:12:27
End   TOD = Sat 12-Sep-98 06:19:06
Processing= computation of average, standard dev. and rel.standard dev.
```

```
time       = Sat Sep 12 13:22:16 1998
batch      = wsa1
Start TOD = Sat 12-Sep-98 02:32:12
End   TOD = Sat 12-Sep-98 02:38:52
Processing= computation of average, standard dev. and rel.standard dev.
```

```
time       = Sat Sep 12 13:30:37 1998
batch      = wsc1
Start TOD = Sat 12-Sep-98 04:18:52
End   TOD = Sat 12-Sep-98 04:25:31
Processing= computation of average, standard dev. and rel.standard dev.
```

```
time       = Sat Sep 12 13:39:07 1998
batch      = wse1
Start TOD = Sat 12-Sep-98 06:05:32
End   TOD = Sat 12-Sep-98 06:12:27
Processing= computation of average, standard dev. and rel.standard dev.
```

```
Version:  0.1
Input files:
 /disk1/scia/DATA-DIR/ETA-UV/8/scia_12091998_013748189.egse_ltf.du1.avg.cal
 /disk1/scia/DATA-DIR/ETA-UV/8/scia_12091998_013748189.egse_ltf.wpa1.avg.cal
 /disk1/scia/DATA-DIR/ETA-UV/8/scia_12091998_013748189.egse_ltf.wpa2.avg.cal
 /disk1/scia/DATA-DIR/ETA-UV/8/scia_12091998_013748189.egse_ltf.wpa3.avg.cal
 /disk1/scia/DATA-DIR/ETA-UV/8/scia_12091998_013748189.egse_ltf.wpa4.avg.cal
 /disk1/scia/DATA-DIR/ETA-UV/8/scia_12091998_013748189.egse_ltf.wpa5.avg.cal
 /disk1/scia/DATA-DIR/ETA-UV/8/scia_12091998_013748189.egse_ltf.wpa6.avg.cal
 /disk1/scia/DATA-DIR/ETA-UV/8/scia_12091998_013748189.egse_ltf.wpa7.avg.cal
 /disk1/scia/DATA-DIR/ETA-UV/8/scia_12091998_013748189.egse_ltf.wpa8.avg.cal
 /disk1/scia/DATA-DIR/ETA-UV/8/scia_12091998_013748189.egse_ltf.wsa1.avg.cal
 /disk1/scia/DATA-DIR/ETA-UV/8/scia_12091998_013748189.egse_ltf.wsa2.avg.cal
 /disk1/scia/DATA-DIR/ETA-UV/8/scia_12091998_013748189.egse_ltf.wsa3.avg.cal
 /disk1/scia/DATA-DIR/ETA-UV/8/scia_12091998_013748189.egse_ltf.wsa4.avg.cal
 /disk1/scia/DATA-DIR/ETA-UV/8/scia_12091998_013748189.egse_ltf.wsa5.avg.cal
 /disk1/scia/DATA-DIR/ETA-UV/8/scia_12091998_013748189.egse_ltf.wsa6.avg.cal
 /disk1/scia/DATA-DIR/ETA-UV/8/scia_12091998_013748189.egse_ltf.wsa7.avg.cal
 /disk1/scia/DATA-DIR/ETA-UV/8/scia_12091998_013748189.egse_ltf.wsa8.avg.cal
Processing:
Computation of Eta (do_single_eta)
PPG correction filename used: /disk1/scia/DATA-DIR/CORR/latest/ppg.cal
ETALON correction filename used:
PIXEL correction filename used: /disk1/scia/DATA-DIR/CORR/latest/dead_bad.pix
WL correction filename used: /disk1/scia/DATA-DIR/CORR/latest/wl.data
STRAYLIGHT correction filename used:
Processing time: Sat Sep 12 20:26:23 1998
Output file name:
/disk1/scia/DATA-DIR/ETA-UV/8/scia_12091998_013748189.egse_ltf.du1.avg.cal.a.p
```

```
Version:  0.1
Input files:
 /disk1/scia/DATA-DIR/ETA-UV/8/scia_12091998_013748189.egse_ltf.du1.avg.cal
 /disk1/scia/DATA-DIR/ETA-UV/8/scia_12091998_013748189.egse_ltf.wpc1.avg.cal
 /disk1/scia/DATA-DIR/ETA-UV/8/scia_12091998_013748189.egse_ltf.wpc2.avg.cal
 /disk1/scia/DATA-DIR/ETA-UV/8/scia_12091998_013748189.egse_ltf.wpc3.avg.cal
 /disk1/scia/DATA-DIR/ETA-UV/8/scia_12091998_013748189.egse_ltf.wpc4.avg.cal
 /disk1/scia/DATA-DIR/ETA-UV/8/scia_12091998_013748189.egse_ltf.wpc5.avg.cal
 /disk1/scia/DATA-DIR/ETA-UV/8/scia_12091998_013748189.egse_ltf.wpc6.avg.cal
 /disk1/scia/DATA-DIR/ETA-UV/8/scia_12091998_013748189.egse_ltf.wpc7.avg.cal
 /disk1/scia/DATA-DIR/ETA-UV/8/scia_12091998_013748189.egse_ltf.wpc8.avg.cal
 /disk1/scia/DATA-DIR/ETA-UV/8/scia_12091998_013748189.egse_ltf.wsc1.avg.cal
 /disk1/scia/DATA-DIR/ETA-UV/8/scia_12091998_013748189.egse_ltf.wsc2.avg.cal
 /disk1/scia/DATA-DIR/ETA-UV/8/scia_12091998_013748189.egse_ltf.wsc3.avg.cal
 /disk1/scia/DATA-DIR/ETA-UV/8/scia_12091998_013748189.egse_ltf.wsc4.avg.cal
 /disk1/scia/DATA-DIR/ETA-UV/8/scia_12091998_013748189.egse_ltf.wsc5.avg.cal
 /disk1/scia/DATA-DIR/ETA-UV/8/scia_12091998_013748189.egse_ltf.wsc6.avg.cal
 /disk1/scia/DATA-DIR/ETA-UV/8/scia_12091998_013748189.egse_ltf.wsc7.avg.cal
 /disk1/scia/DATA-DIR/ETA-UV/8/scia_12091998_013748189.egse_ltf.wsc8.avg.cal
Processing:
Computation of Eta (do_single_eta)
PPG correction filename used: /disk1/scia/DATA-DIR/CORR/latest/ppg.cal
ETALON correction filename used:
PIXEL correction filename used: /disk1/scia/DATA-DIR/CORR/latest/dead_bad.pix
WL correction filename used: /disk1/scia/DATA-DIR/CORR/latest/wl.data
STRAYLIGHT correction filename used:
Processing time: Sat Sep 12 20:27:20 1998
Output file name:
/disk1/scia/DATA-DIR/ETA-UV/8/scia_12091998_013748189.egse_ltf.du1.avg.cal.c.p
```

```
Version:  0.1
Input files:
 /disk1/scia/DATA-DIR/ETA-UV/8/scia_12091998_013748189.egse_ltf.du1.avg.cal
 /disk1/scia/DATA-DIR/ETA-UV/8/scia_12091998_013748189.egse_ltf.wpe1.avg.cal
 /disk1/scia/DATA-DIR/ETA-UV/8/scia_12091998_013748189.egse_ltf.wpe2.avg.cal
 /disk1/scia/DATA-DIR/ETA-UV/8/scia_12091998_013748189.egse_ltf.wpe3.avg.cal
 /disk1/scia/DATA-DIR/ETA-UV/8/scia_12091998_013748189.egse_ltf.wpe4.avg.cal
 /disk1/scia/DATA-DIR/ETA-UV/8/scia_12091998_013748189.egse_ltf.wpe5.avg.cal
 /disk1/scia/DATA-DIR/ETA-UV/8/scia_12091998_013748189.egse_ltf.wpe6.avg.cal
 /disk1/scia/DATA-DIR/ETA-UV/8/scia_12091998_013748189.egse_ltf.wpe7.avg.cal
 /disk1/scia/DATA-DIR/ETA-UV/8/scia_12091998_013748189.egse_ltf.wpe8.avg.cal
 /disk1/scia/DATA-DIR/ETA-UV/8/scia_12091998_013748189.egse_ltf.wse1.avg.cal
 /disk1/scia/DATA-DIR/ETA-UV/8/scia_12091998_013748189.egse_ltf.wse2.avg.cal
 /disk1/scia/DATA-DIR/ETA-UV/8/scia_12091998_013748189.egse_ltf.wse3.avg.cal
 /disk1/scia/DATA-DIR/ETA-UV/8/scia_12091998_013748189.egse_ltf.wse4.avg.cal
 /disk1/scia/DATA-DIR/ETA-UV/8/scia_12091998_013748189.egse_ltf.wse5.avg.cal
 /disk1/scia/DATA-DIR/ETA-UV/8/scia_12091998_013748189.egse_ltf.wse6.avg.cal
 /disk1/scia/DATA-DIR/ETA-UV/8/scia_12091998_013748189.egse_ltf.wse7.avg.cal
 /disk1/scia/DATA-DIR/ETA-UV/8/scia_12091998_013748189.egse_ltf.wse8.avg.cal
Processing:
Computation of Eta (do_single_eta)
PPG correction filename used: /disk1/scia/DATA-DIR/CORR/latest/ppg.cal
ETALON correction filename used:
PIXEL correction filename used: /disk1/scia/DATA-DIR/CORR/latest/dead_bad.pix
WL correction filename used: /disk1/scia/DATA-DIR/CORR/latest/wl.data
STRAYLIGHT correction filename used:
Processing time: Sat Sep 12 20:28:18 1998
Output file name:
/disk1/scia/DATA-DIR/ETA-UV/8/scia_12091998_013748189.egse_ltf.du1.avg.cal.e.p
```

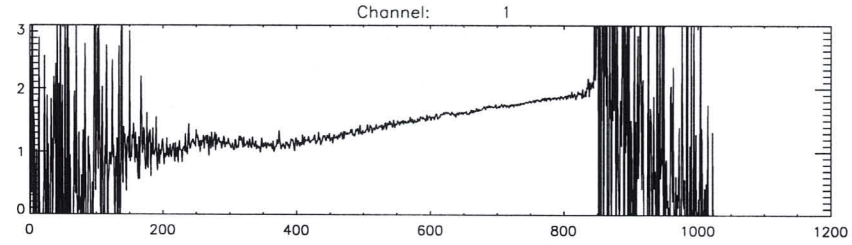
Channel: 1

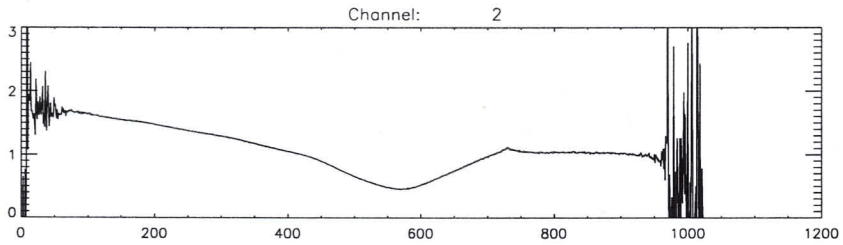
Channel: 2

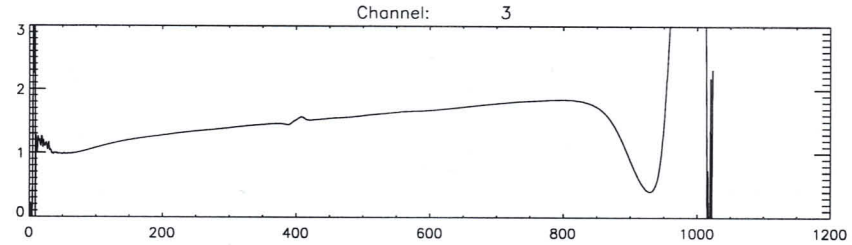
Channel: 3

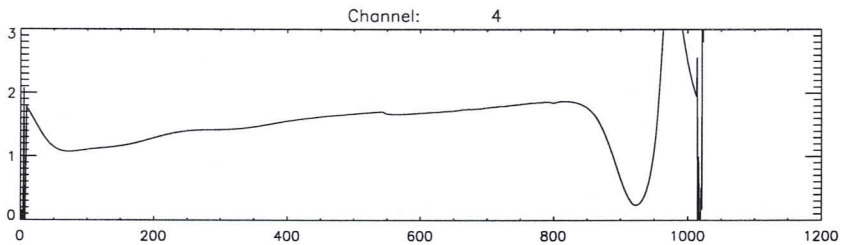
Channel: 4

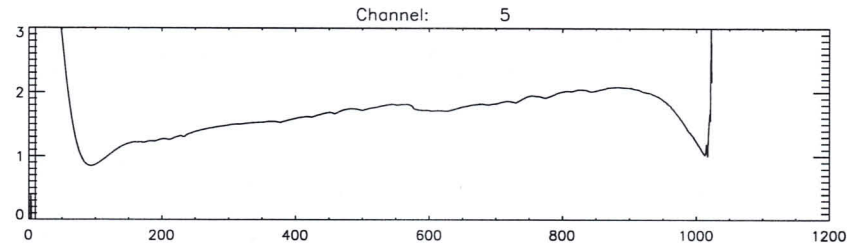
Channel: 5

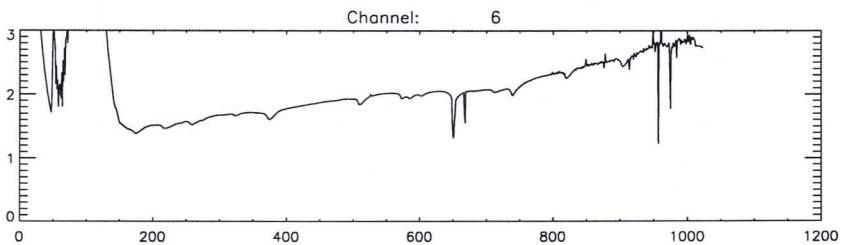
Channel: 6

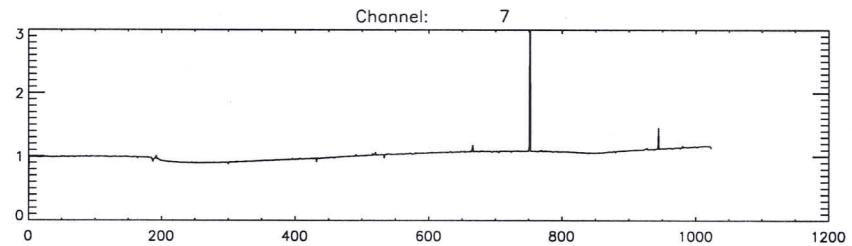
Channel: 7

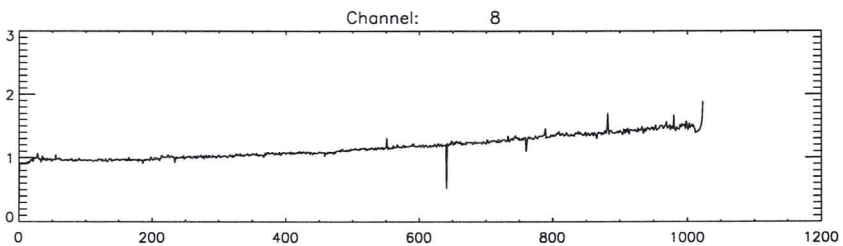
Channel: 8

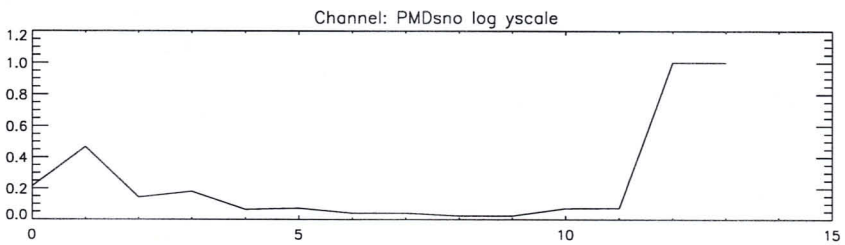
Channel: PMDsno log yscale

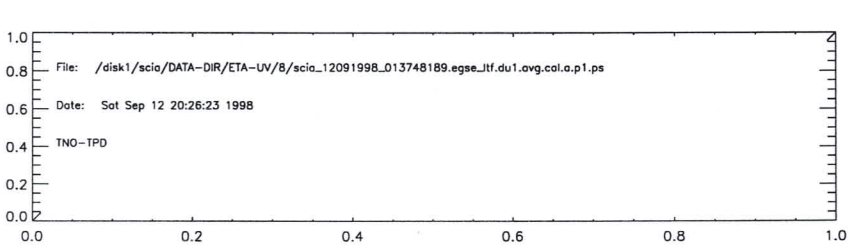
File: /disk1/scia/DATA-DIR/ETA-UV/8/scia_12091998_013748189.egse_ltf.du1.avg.cal.a.p1.ps
Date: Sat Sep 12 20:26:23 1998
TNO-TPD

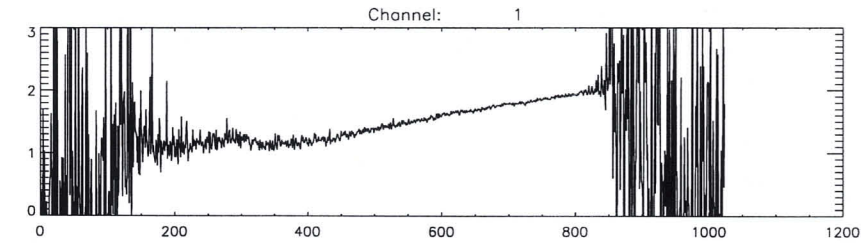
Channel: 1

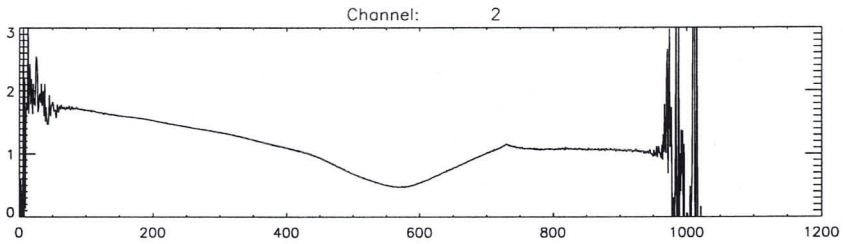
Channel: 2

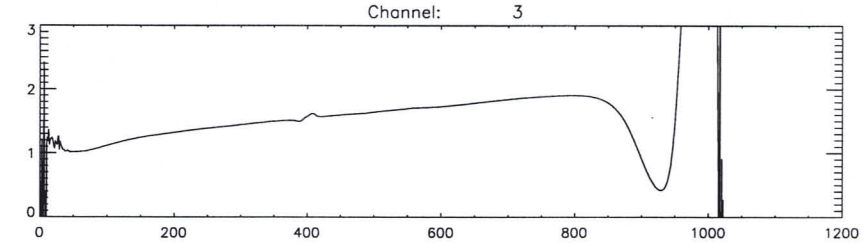
Channel: 3

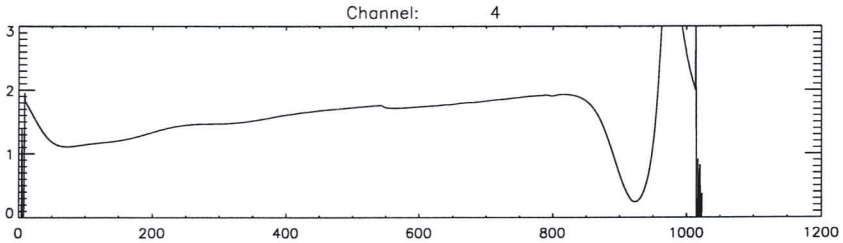
Channel: 4

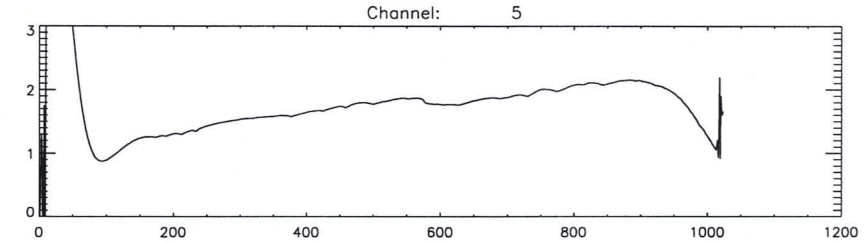
Channel: 5

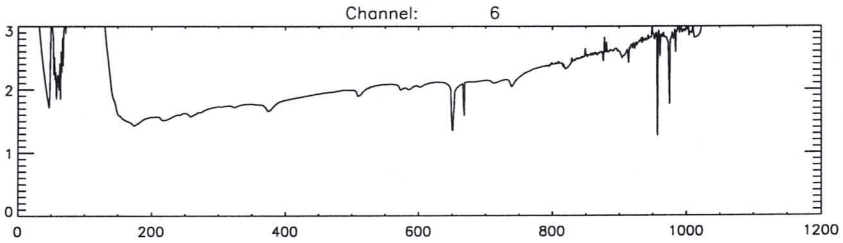
Channel: 6

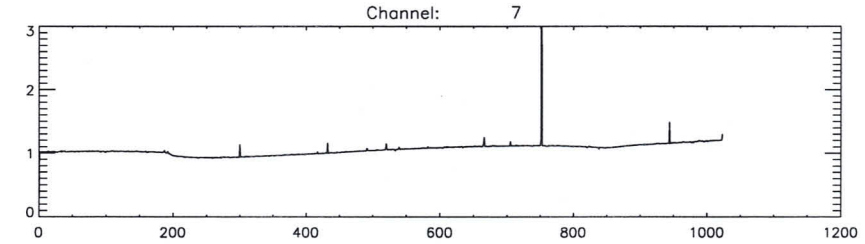
Channel: 7

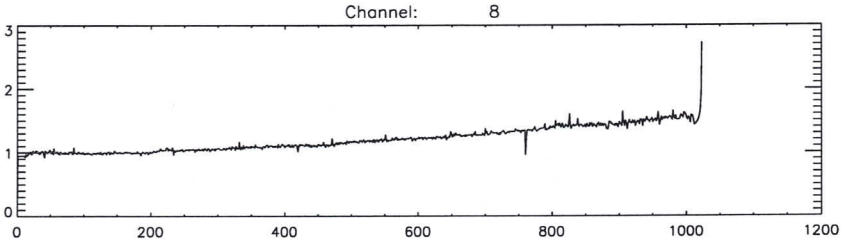
Channel: 8

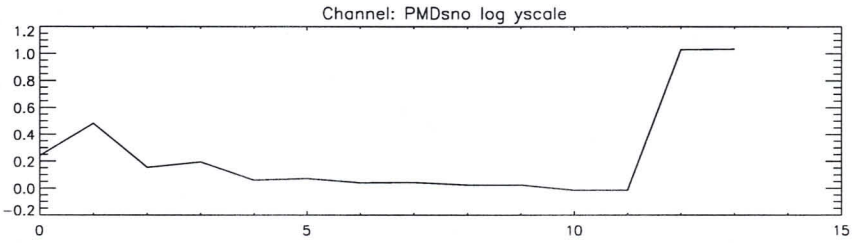
Channel: PMDsno log yscale

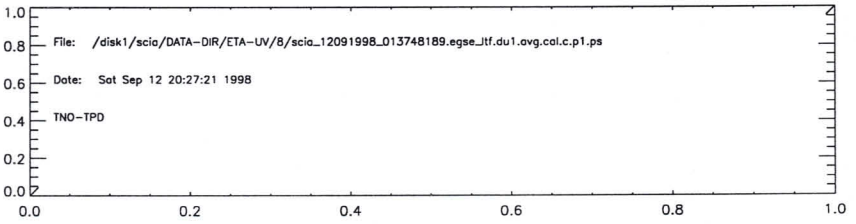
File: /disk1/scia/DATA-DIR/ETA-UV/8/scia_12091998_013748189.egse_ltf.du1.avg.cal.c.p1.ps
Date: Sat Sep 12 20:27:21 1998
TNO-TPD

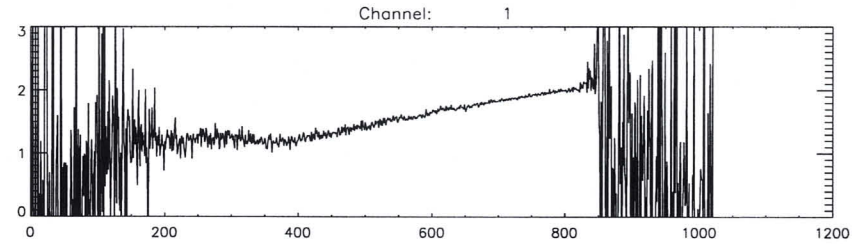
Channel: 1

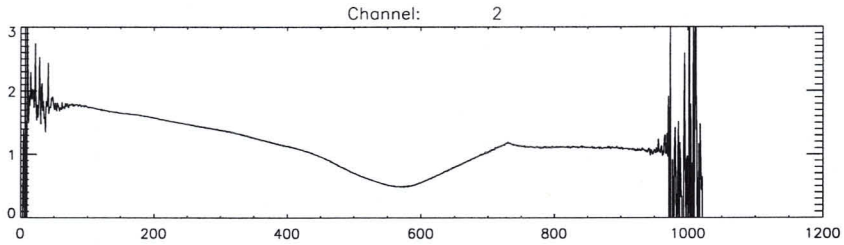
Channel: 2

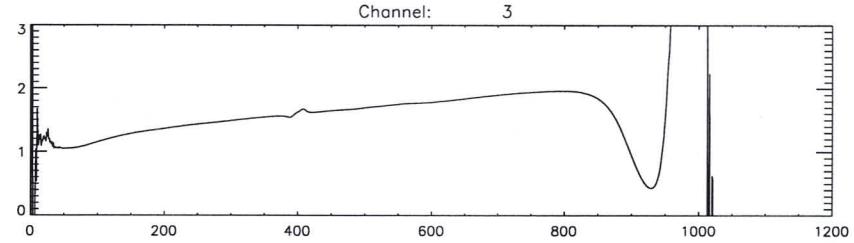
Channel: 3

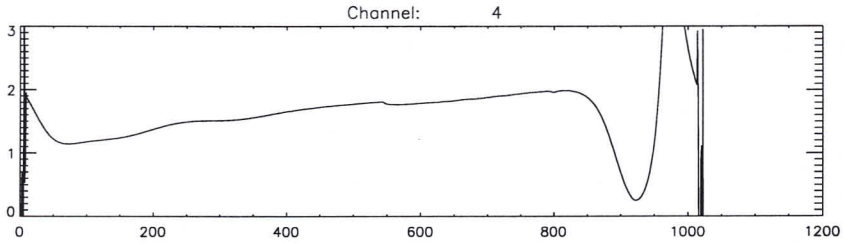
Channel: 4

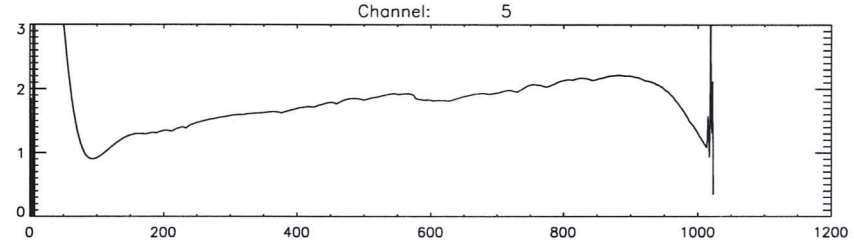
Channel: 5

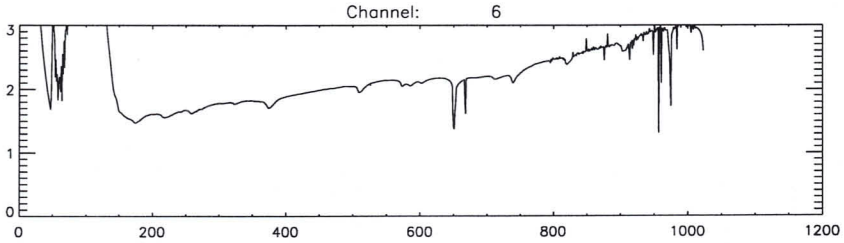
Channel: 6

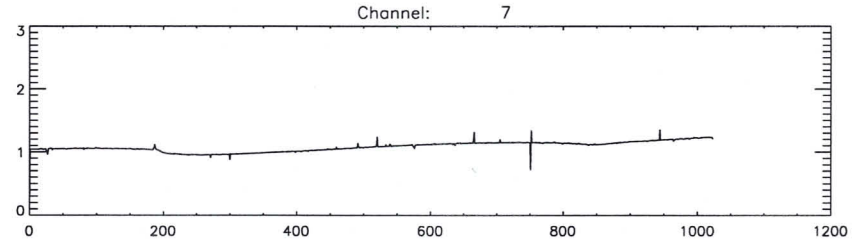
Channel: 7

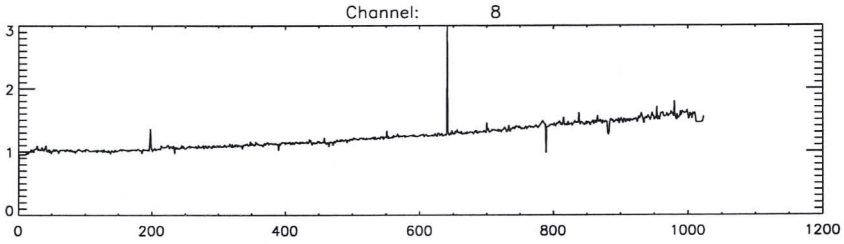
Channel: 8

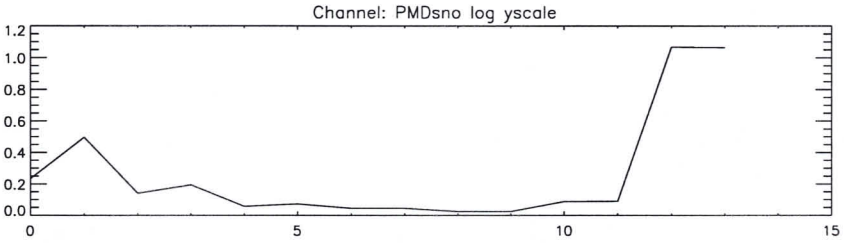
Channel: PMDsno log yscale

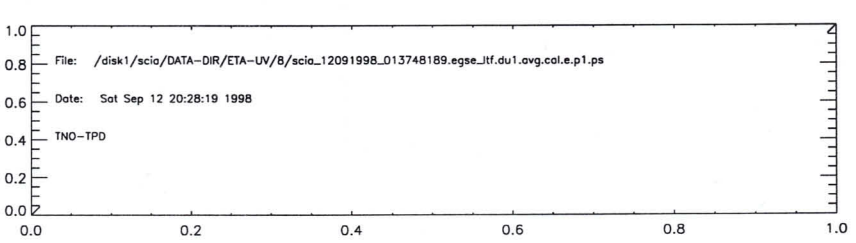
File: /disk1/scia/DATA-DIR/ETA-UV/B/scia_12091998_013748189.egse_ltf.du1.avg.col.e.p1.ps
Date: Sat Sep 12 20:28:19 1998
TNO-TPD

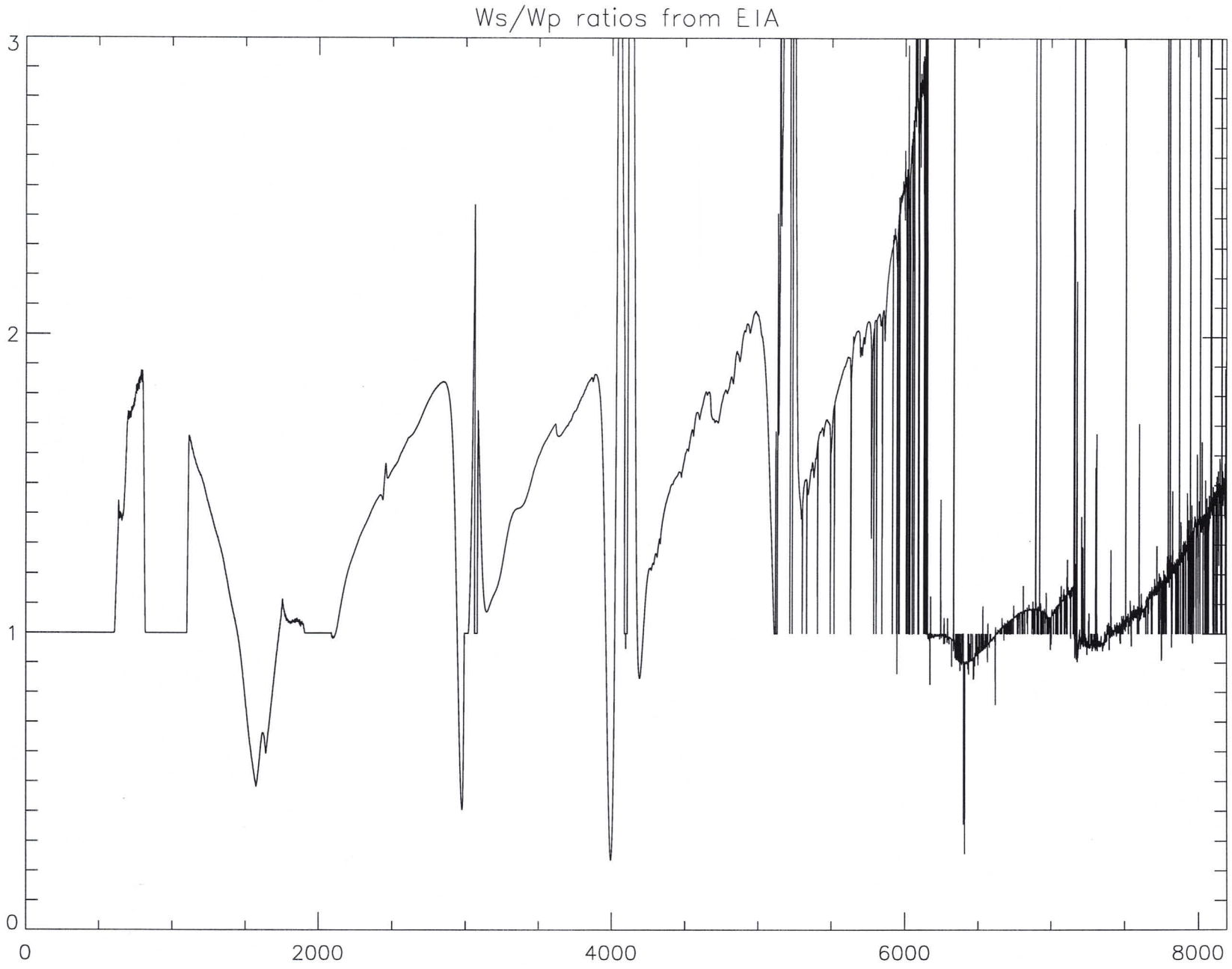

eta_uu / 8 series a

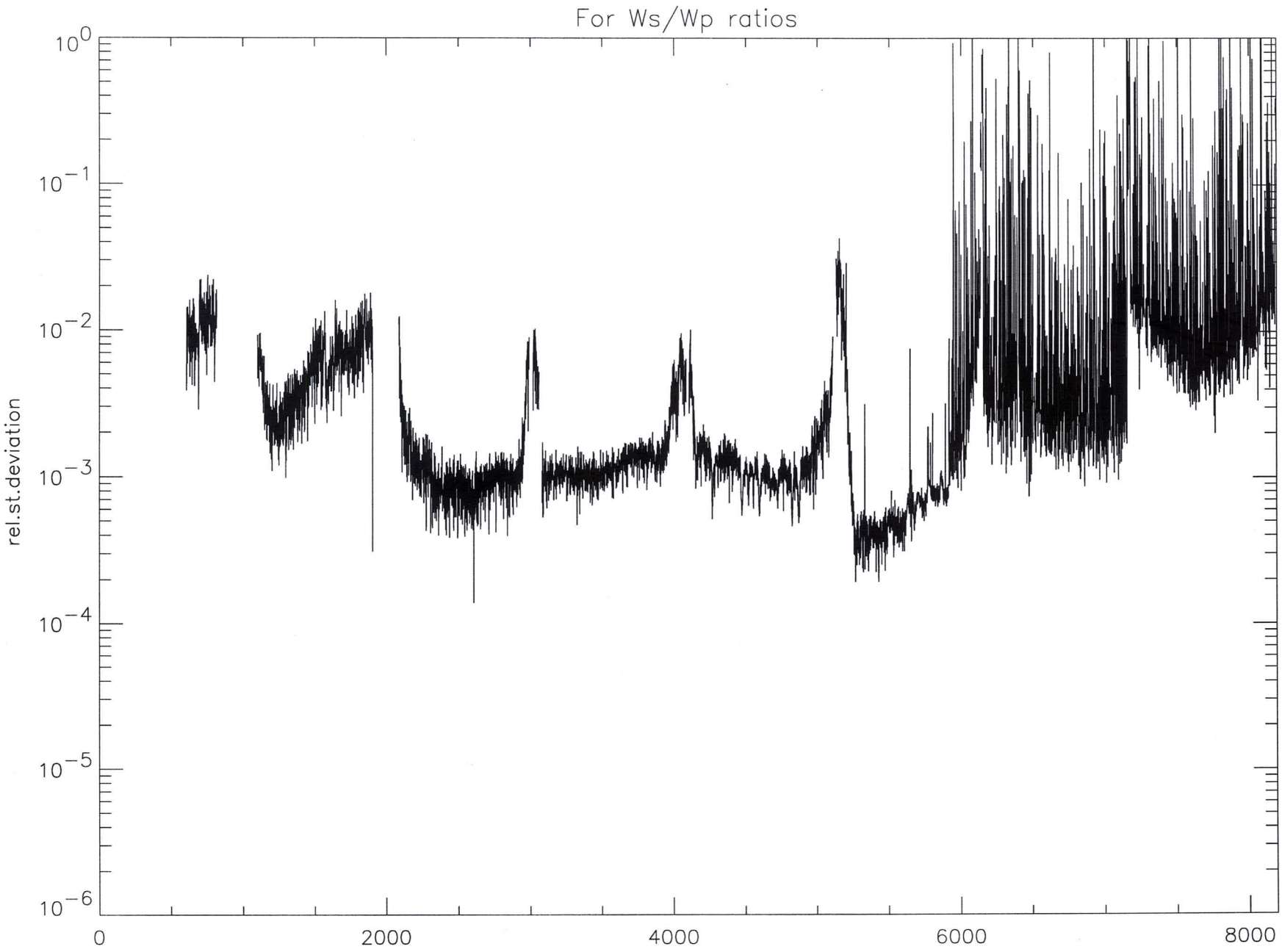

eta_uv/8 series a

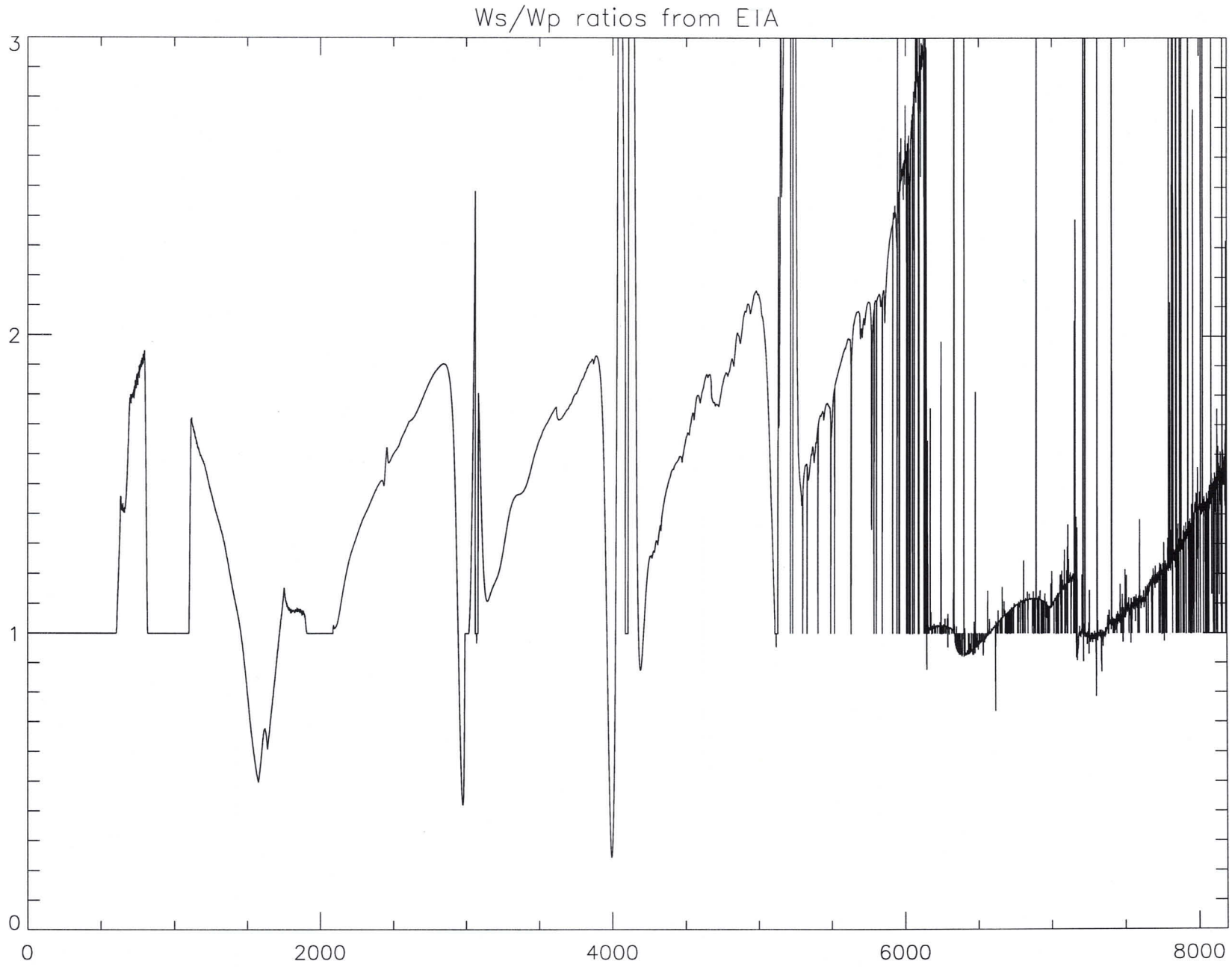

eta_uv/8 series C

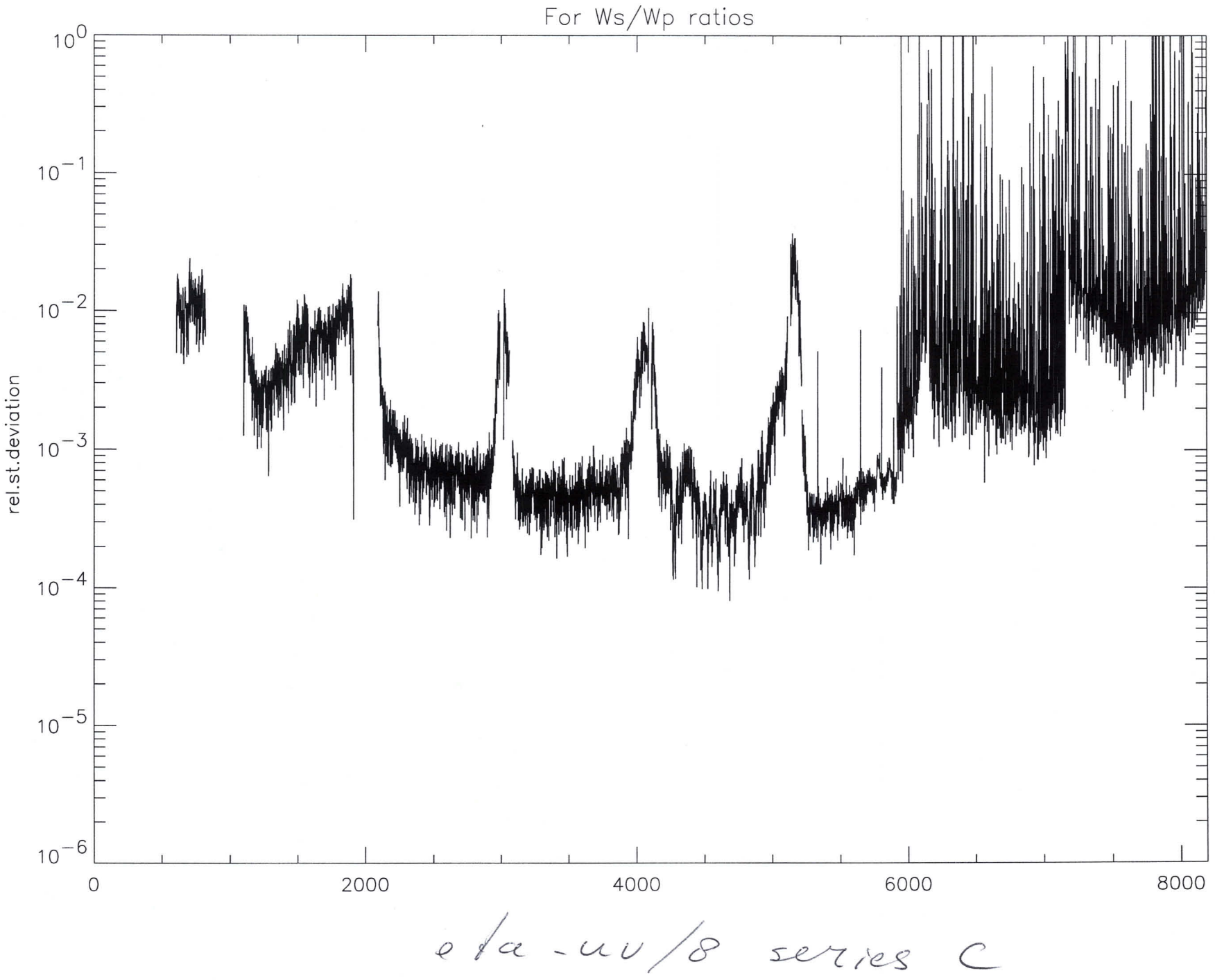

eda-uv/8 series C

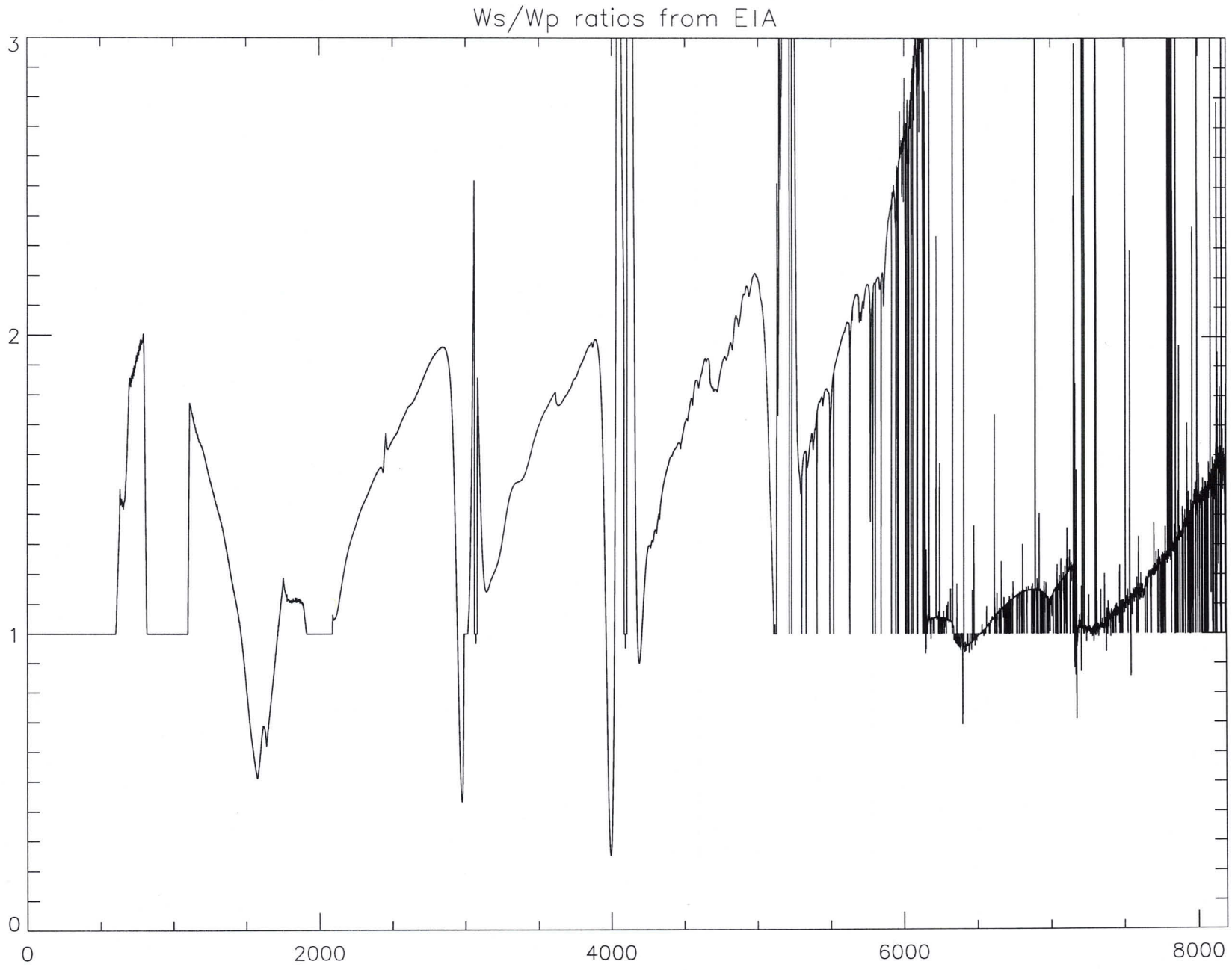

eta_uu/8 series @

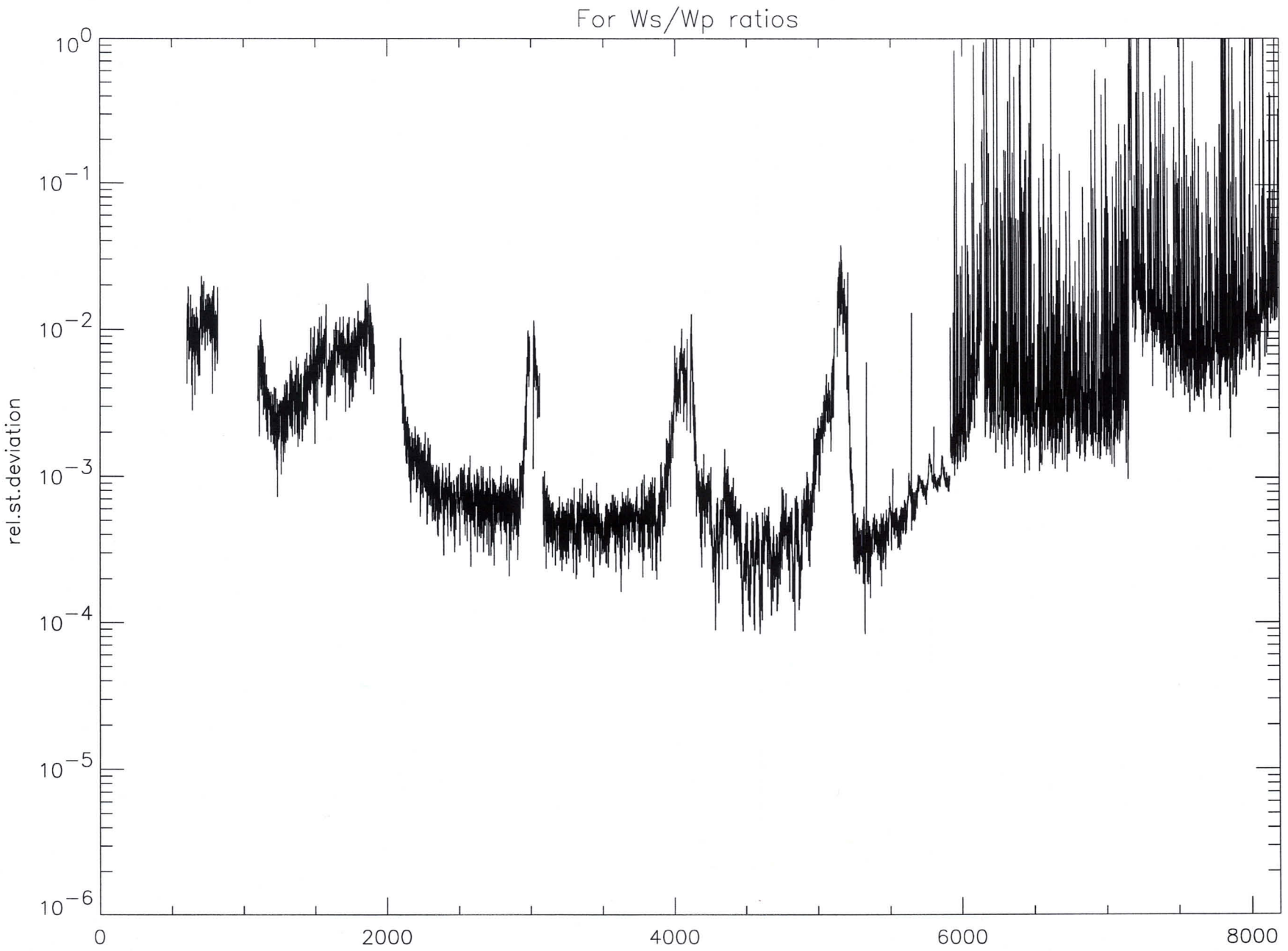

eta_uu/8 series e

```
; IDL Version 5.1 (sunos sparc)
; Journal File for scia@scia6
; Working directory: /disk1/scia/cal/idl
; Date: Wed Aug 19 03:57:17 1998
; marion7.pro
; by Marion Stoppelenburg
; Calculate std.dev. for N loops of Ws-Wp

plotfilename='/disk1/scia/temp/eta.stddev'
graphcounter=-1

print
print,"this software has been tested with:"
print,"DATA-DIR/CORR/120898"
print,"DATA-DIR/ETA-IR/4/....du1.avg.cal"
print,"DATA-DIR/ETA-IR/4/....W*b#.avg.cal
print

marion6,ws,wp

mies = where(ws lt 1)
ws(mies)=1
r   s = where(wp lt 1)
wp(mies)=1
eta = ws / wp

arraysize=size(eta)
numberfiles=arraysize(3)

etaaver=total(eta)
etaaver=total(eta,3)
etaaver=etaaver/numberfiles

graphcounter = graphcounter+1
window,graphcounter
plot, etaaver(*,*,0), yrange=[0,3], $
      xrange=[0,8192], xstyle=1,title="Ws/Wp ratios from ETA"
f= plotfilename + '.'+ strtrim(string(graphcounter),2) + '.ps'
set_plot, 'PS'
device,/landscape,filename= f
plot, etaaver(*,*,0), yrange=[0,3], $
      xrange=[0,8192], xstyle=1,title="Ws/Wp ratios from ETA"
device,/close
set_plot,'x'



sumdev=fltarr(1024,8)
for i=0,numberfiles-1 do sumdev = sumdev + (eta(*,*,i)-etaaver)^2
sumdev=sumdev/(numberfiles-1)
stdev=sqrt(sumdev)
relstdev=stdev/etaaver

graphcounter = graphcounter+1
window,graphcounter
plot,  relstdev,yrange=[1e-6,1],/ylog, $
        title="For Ws/Wp ratios", $
        ytitle=" rel.st.deviation",xrange=[0,8192],xstyle=1
f= plotfilename + '.'+ strtrim(string(graphcounter),2) + '.ps'
set_plot, 'PS'
device,/landscape,filename= f
plot,  relstdev,yrange=[1e-6,1],/ylog, $
        title="For Ws/Wp ratios", $
        ytitle=" rel.st.deviation",xrange=[0,8192],xstyle=1
```

```
device,/close
set_plot,'x'

UnixCommand= 'lpr -Php6mp ' + plotfilename + '.*.ps'
spawn, UnixCommand

help,ws
help,wp
help,eta
help,etaaver
help,stdev
help,relstdev
```

Formal Run of Measurement

(Measurement ID) ETA_IR_LimB - diff.

Request for Actual Status	✗	(cross out entries that are **not** requested.)
Request for Modification	✗	(fill in only entries to be modified)
Request for Run	✗	(no entries = run based on actual default settings)

Scanner Positions

Azimuth	-45.00	deg ✓
Elevation	+165.00	deg

Timeline for each Data Acquisition Period during Measurement

	1	2	3	4	5	6	7	8	9	10
State ID	13	✓								
Repetitions	1									

State Parameters for States used in Timeline (State ID must be given)

Channel	PET [s] or H#	Co-Adding	PET [s] or H#	Co-Adding	PET [s] or H#	Co-Adding	PET [s] or H#	Co-Adding
1a	64	1						
1b	64	1						
2b	64	1						
2a	64	1						
3	64	1	✓					
4	64	1						
5	64	1						
6	16	4						
7	2	32						
8	2	32						
State ID								

Step 19-6

Stimuli Settings for Existing Blocks in Measurement

Block No	Stimuli Setup ID	PPC [deg]	Polarizer [deg]	Shutter open/close	Acquisition Time [s]	Lambda [nm] Start	Stop	Step	Repetition Factor	Message	OS Setup Time [s]
1	2	19	172.2	CL	1	240	240	0	2	DU1	12
2.1	|	19	172.2	OP	|	|	|	|	|	WSd#	20
2.2	|	19	86.0	OP	|	|	|	|	|	WPd#	20
3.1	|	9	172.2	OP	|	|	|	|	|	WSb#	20
3.2	|	9	86.0	OP	|	|	|	|	|	WPb#	20
4	2	9	86.0	CL	1	240	240	0	2	DU2	8

Measurement Data Description

Test Purpose	Testrun PET's
Remark	UID 56
Data Directory	

Signatures

	Date	Signature
Issued	12/9/98	BB
< Performed	12/9/98	[signature]

LOG SHEET SCHIAMACHY CALIBRATION		
Date/Time	**Description of action**	**Measurement directory**
12-9-95	ETA-IR met diffusen Lot op ch1 en 2 slecht (maar het is een IR meting) zeer hoge eta-waarden in o.a. ch 4, 6 stddev over loops ws/wp geeft ook voor ch 7, 8 zeer hoge ruis !!	1

Formal Run of Measurement

(Measurement ID) ETA_IR_Limb_ diff.

Request for Actual Status	or	(cross out entries that are not requested.)
Request for Modification	or	(fill in only entries to be modified)
Request for Run		(no entries = run based on actual default settings)

Scanner Positions

Azimuth	÷ 45.00	deg ✓
Elevation	+165.00	deg

Timeline for each Data Acquisition Period during Measurement

	1	2	3	4	5	6	7	8	9	10
State ID	13	✓								
Repetitions	5									

State Parameters for States used in Timeline (State ID must be given)

Step 19-6

Channel	PET [s] or H#	Co-Adding	PET [s] or H#	Co-Adding	PET [s] or H#	Co-Adding	PET [s] or H#	Co-Adding
1a	64	1						
1b	64	1						
2b	64	1						
2a	64	1						
3	64	1	✓					
4	64	1						
5	64	1						
6	32	2						
7	2	32						
8	2	32						
State ID								

Stimuli Settings for Existing Blocks in Measurement

Block No	Stimuli Setup ID	OPC [deg]	Polarizer [deg]	Shutter open/close	Acquisition Time [s]	Lambda [nm] Start	Stop	Step	Repetition Factor	Message	OS Setup Time [s]
1	2	19	172.2	CL	1	240	240	0	8	DM1	12
2.1	|	19	172.2	OP	|	|	|	|	|	WSd#	20
2.2	|	19	86.0	OP	|	|	|	|	|	WPd#	20 ✓
3.1	|	9	172.2	OP	|	|	|	|	|	WSb#	20
3.2	|	9	86.0	OP	|	|	|	|	|	WPb#	20
4	2	9	86.0	CL	1	240	240	0	8	DM2	8

Measurement Data Description

Test Purpose	
Remark	UID 56
Data Directory	0255_11:03.04_ETA_IR_Limb

Signatures

	Date	Signature
Issued	12/9/98	BR
Performed	12/9/98	

STEP	ACTION	RESULT	MARKER
Intro	Your name: Date:	André Bos 12 sept '96	
	What's the name of the (main) data input files generated by the EGSE? `(*.dat)`	scia-120g1995-11061986.dat	(A)
	Setup a three-window configuration on your SUN.		see course descr.

Cnstr directory	`cd ~/DATA-DIR/ETA-IR/ ; ls -l`
	highest number in directory?
	New directory: `mkdir <B+1>`
	`ls -l`
	What's now the highest number in directory?
	<C> should be <B> + 1
	directory name is:
		10
		
		11
		Y / N
		~/DATA-DIR/ETA-IR/<C>
			Note: In window DATA-DIR
			(B)
			
			(C)
			
			(DIR-NAME)

Copy data	See Analysis sheet: Transfer Data File	Y / N	In DATA-DIR window
Cnstr EGSE_LTF	`cal_raw2ltf .` (Error messages are not necessarily fatal; check with SOLAN --in solan window-- whether output file is okay: there should be a signal present, and `dremark1` labels should be filled) `ls -l *.egse_ltf` What's the name of the egse_ltf file <D> should be <A>.egse_ltf	 see (A) Y / N	Note: In window DATA-DIR; ***don't forget the dot !!!;*** *May take more than 15 mins.* (D)
Cnstr CAL files	`idl run_averscia` (and select file <D> when asked)		Note: In window IDL

Check CAL files	Dark files:
	`ls -l *du*.avg.cal`
	size:
	S-pol file:
	`ls -l *ws*.avg.cal`
	size:
	P-pol file:
		
		145
		
		141
			
			should be approx 150Kb
			
			should be approx 150Kb

	`ls -l *.wp*.avg cal` size:	8. _____	should be approx 150Kb
	Note: all files should be present, if not: (a) Check file <D> using SOLAN and check whether DU, WS and WP labels are present in `dremark1` labels (b) Check if enough disk space is available (Unix command `df -k | more`).		
Print postscript	Print postscript files: `lpr -P<printer> *.ps` Contents dark file `*du*.avg.cal.ps` should be approx. constant within channels:	Y / N	
	Contents P file `*wp*.avg.cal` should resemble white light source:	Y / N	5.
	Contents S file `*ws*.avg.cal.ps` and `*wp*.avg.cal.ps` should resemble white light source:	Y / N	5
	Contents of `*rel_std.cal.ps` files should be smaller than 0.01 (pixel 300 -- 800) for all channels. If not, value is:	Y / N _____	
	Add postscript images to logbook, done	Y / N	
Print logfiles	`lpr -P<printer> *.log` Add logfiles to logbook, done	Y / N	

ETA processing

Run ETA	`idl do_eta`		In IDL window
Check ETA	`ls -l *.p1.* | more`		In DATA-DIR window
	Size of file `<D>.du*.avg.cal.[b|d].p1.cal`	_____	should be approx 150Kb
	Size of file `<D>.du*.avg.cal.[b|d].p1.log`	_____	

	Size of file `<D>.du*.avg.cal.[b|d].p1.p`	
Check ETA visually	`s`	_____
	`lpr -P<printer>` `<D>.*du.*.p1.cal.ps`	
	Value of ETA in each channel (pixel 300 -- 800) between 0 and 3? (In channels 5-8).	Y / N
	Value of ETA resembles expected ETA (see [Predicted PFM calibration results])?	Y / N
	Add postscript images to logbook, done	Y / N
Print logfiles	`lpr -P<printer>` `<D>.du*.p1.cal.log`	
	Add logfiles to logbook, done	Y / N
Back up	Create 3 sets of backup CDs of directory <DIR-NAME> (One CD has a capacity of 600 Mbytes, the UNIX command `/usr/bin/du -k .` gives the number of kilo bytes in the current directory).	See analysis sheet BackUp
	Name of backup CDs	_____
Sign:	Name	_____
	Date and time	_____
	Signature	_____

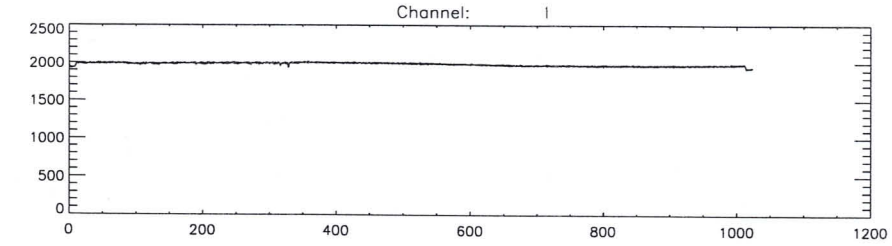
Channel: 1
2500
2000
1500
1000
500
0
0
200
400
600
800
1000
1200

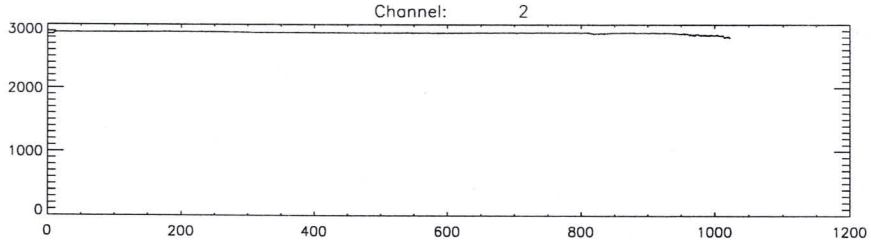
Channel: 2
3000
2000
1000
0
0
200
400
600
800
1000
1200

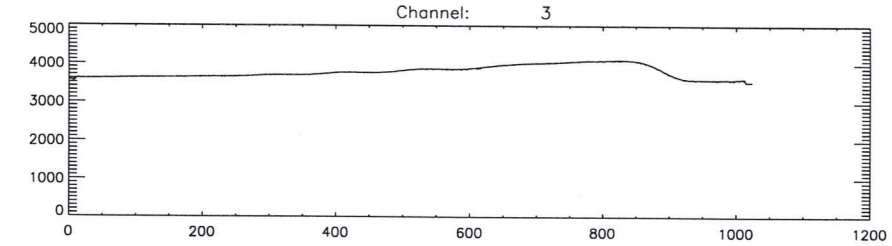
Channel: 3
5000
4000
3000
2000
1000
0
0
200
400
600
800
1000
1200

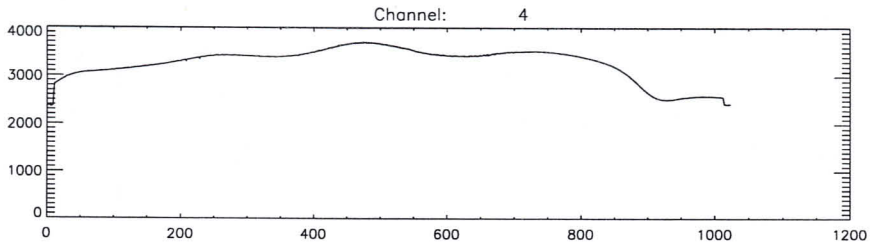
Channel: 4
4000
3000
2000
1000
0
0
200
400
600
800
1000
1200

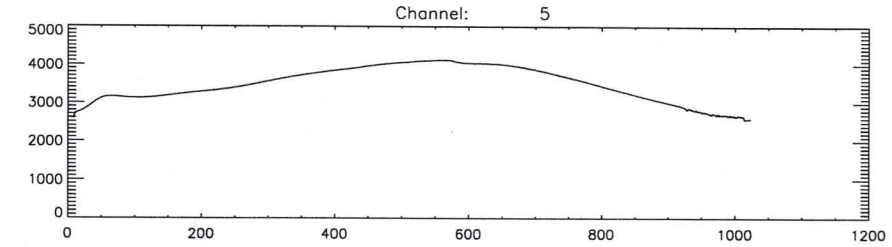
Channel: 5
5000
4000
3000
2000
1000
0
0
200
400
600
800
1000
1200

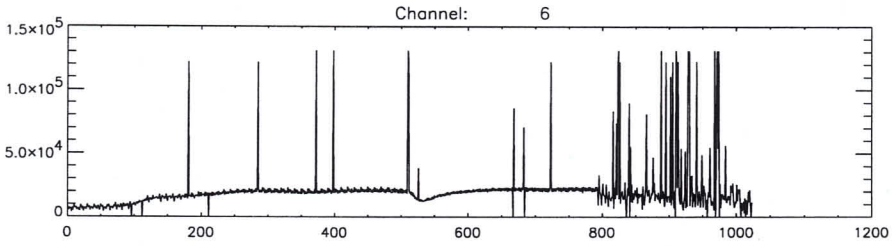
Channel: 6
1.5×10^5
1.0×10^5
5.0×10^4
0
0
200
400
600
800
1000
1200

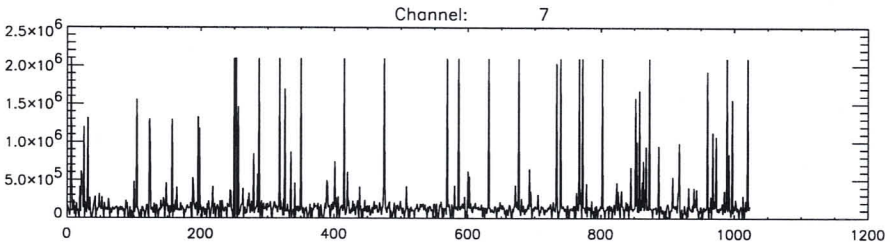
Channel: 7
2.5×10^6
2.0×10^6
1.5×10^6
1.0×10^6
5.0×10^5
0
0
200
400
600
800
1000
1200

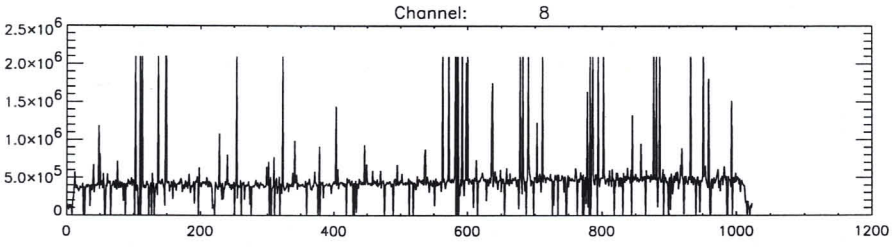
Channel: 8
2.5×10^6
2.0×10^6
1.5×10^6
1.0×10^6
5.0×10^5
0
0
200
400
600
800
1000
1200

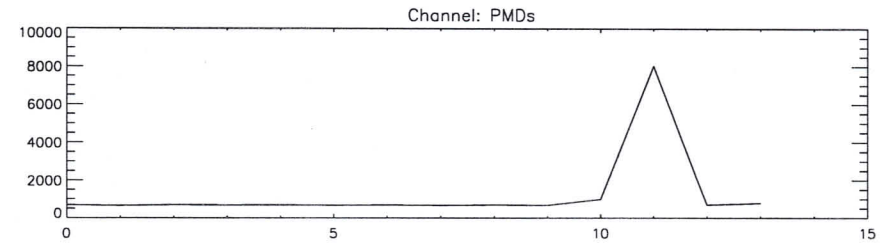
Channel: PMDs
10000
8000
6000
4000
2000
0
0
5
10
15

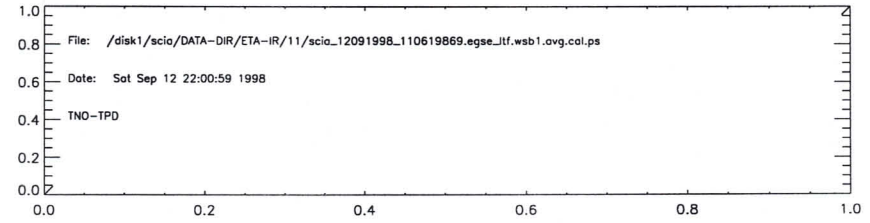
File: /disk1/scia/DATA-DIR/ETA-IR/11/scia_12091998_110619869.egse_ltf.wsb1.avg.cal.ps
Date: Sat Sep 12 22:00:59 1998
TNO-TPD
1.0
0.8
0.6
0.4
0.2
0.0
0.0
0.2
0.4
0.6
0.8
1.0

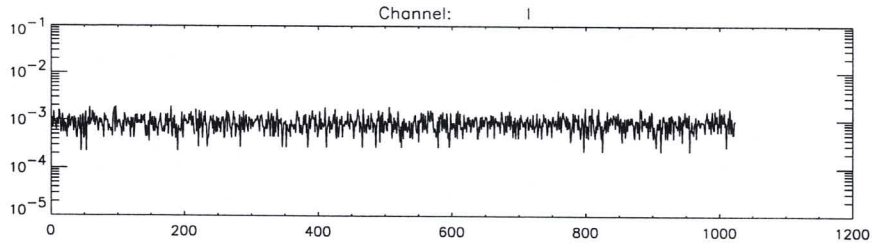
Channel: 1

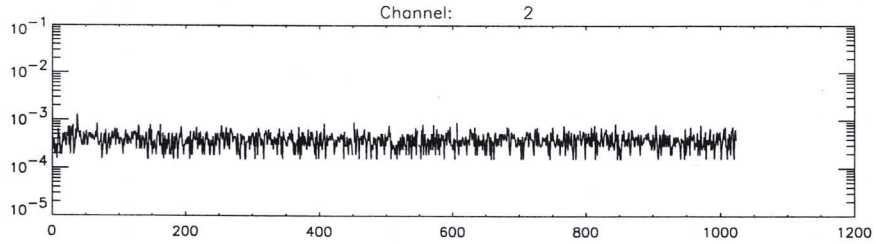
Channel: 2

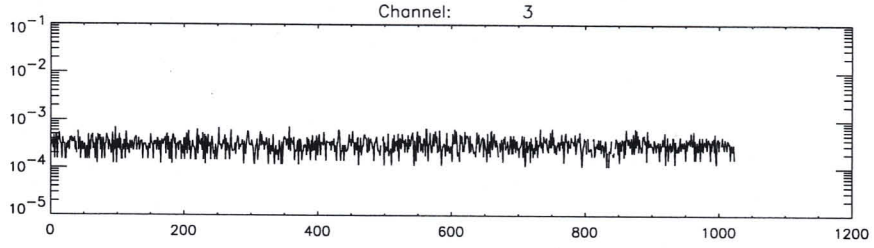
Channel: 3

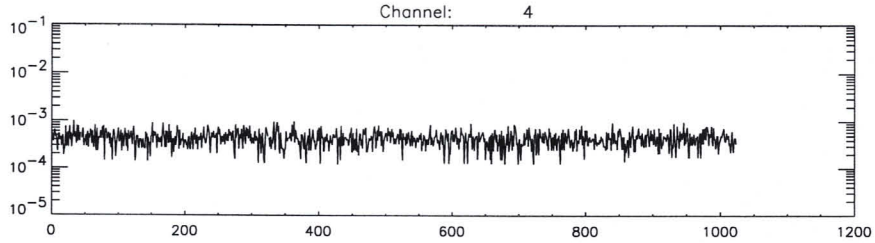
Channel: 4

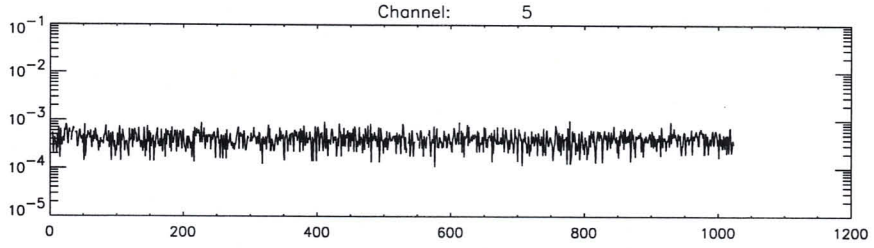
Channel: 5

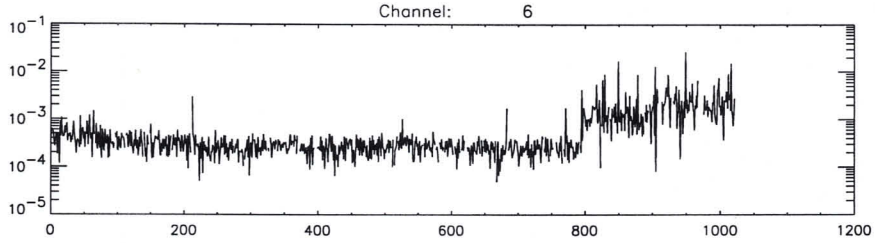
Channel: 6

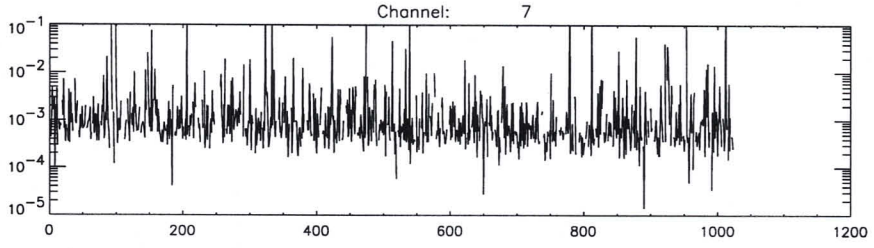
Channel: 7

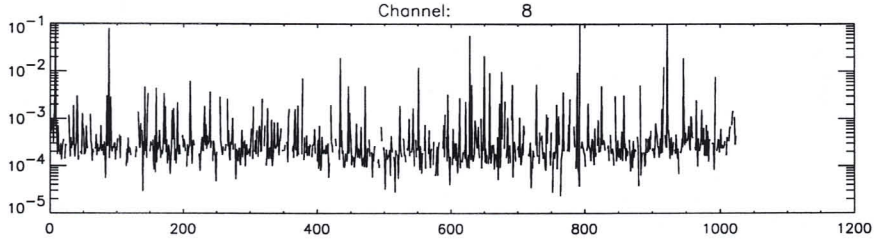
Channel: 8

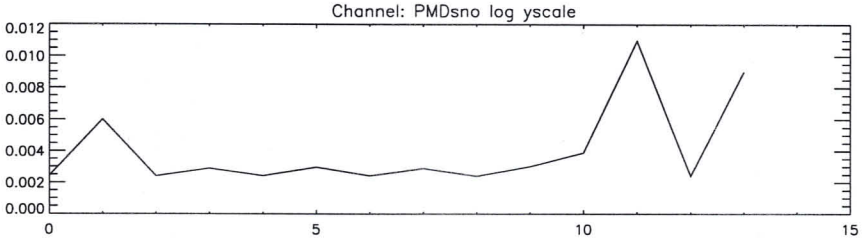
Channel: PMDsno log yscale

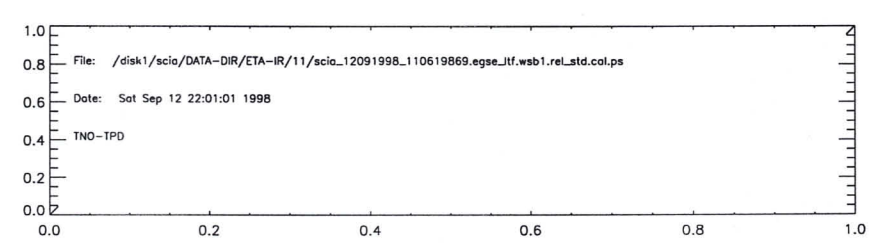
File: /disk1/scia/DATA-DIR/ETA-IR/11/scia_12091998_110619869.egse_ltf.wsb1.rel_std.cal.ps
Date: Sat Sep 12 22:01:01 1998
TNO-TPD

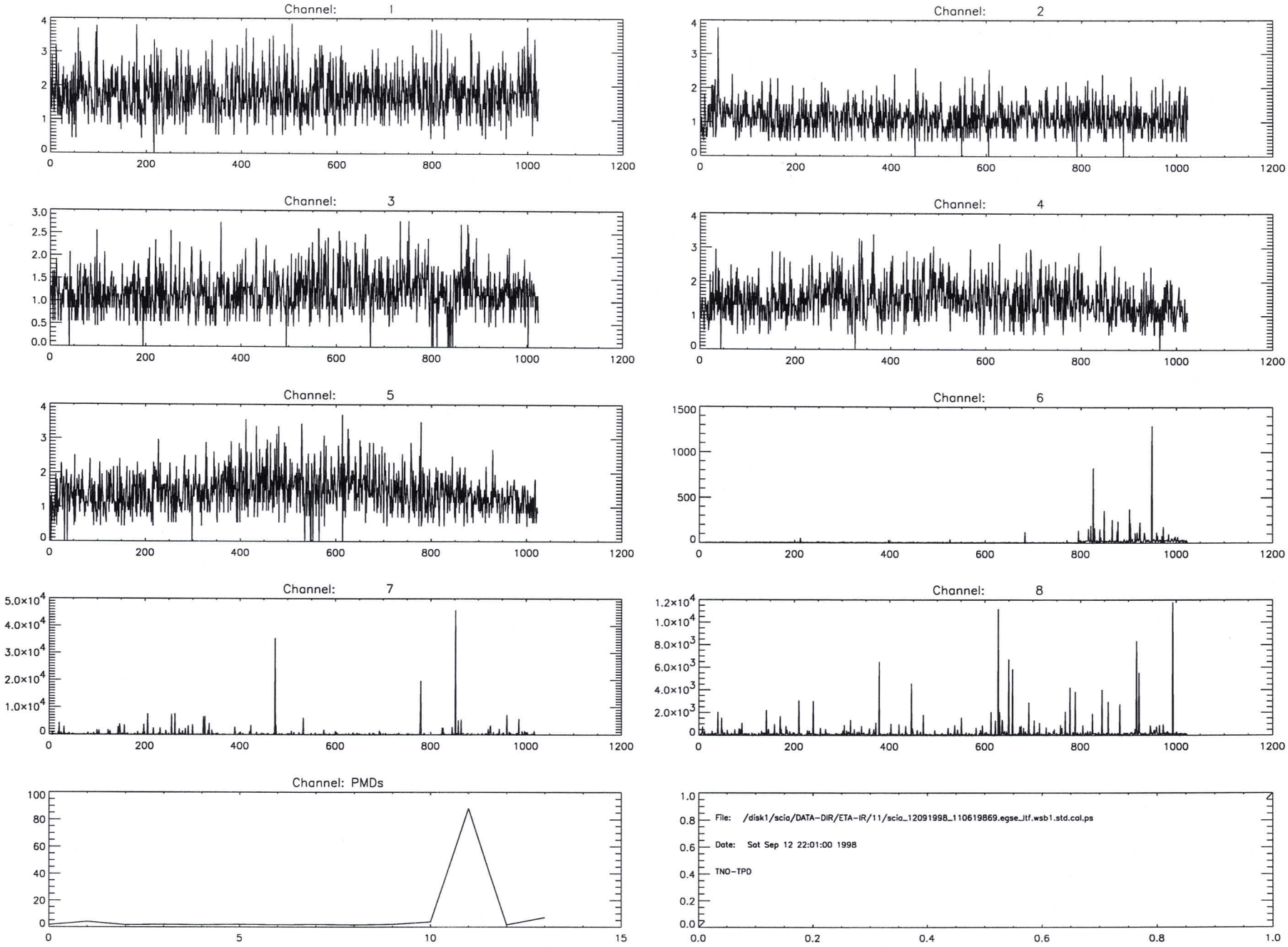
Channel: 1
Channel: 2
Channel: 3
Channel: 4
Channel: 5
Channel: 6
Channel: 7
Channel: 8
Channel: PMDs
File: /disk1/scia/DATA-DIR/ETA-IR/11/scia_12091998_110619869.egse_ltf.wsb1.std.cal.ps
Date: Sat Sep 12 22:01:00 1998
TNO-TPD

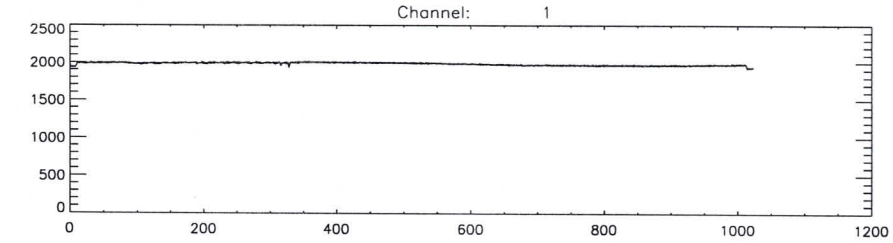
Channel: 1
2500
2000
1500
1000
500
0
0
200
400
600
800
1000
1200

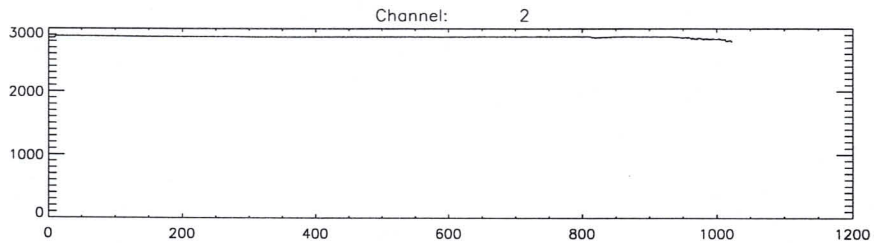
Channel: 2
3000
2000
1000
0
0
200
400
600
800
1000
1200

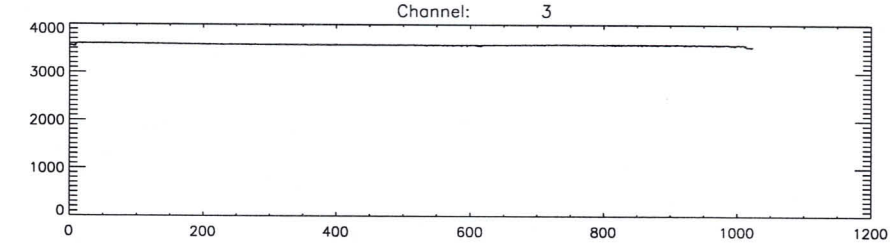
Channel: 3
4000
3000
2000
1000
0
0
200
400
600
800
1000
1200

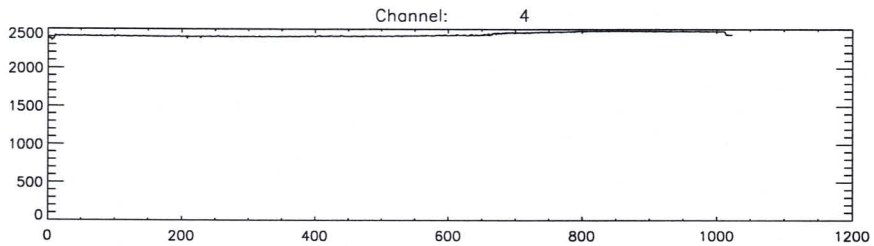
Channel: 4
2500
2000
1500
1000
500
0
0
200
400
600
800
1000
1200

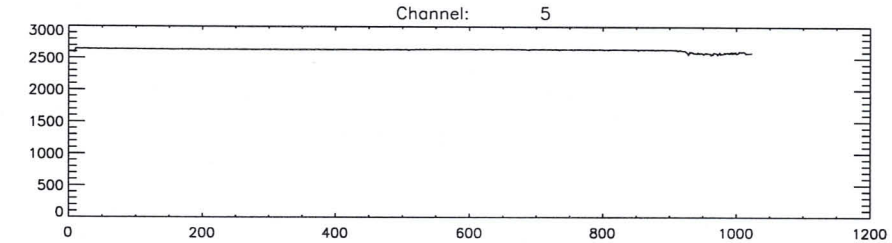
Channel: 5
3000
2500
2000
1500
1000
500
0
0
200
400
600
800
1000
1200

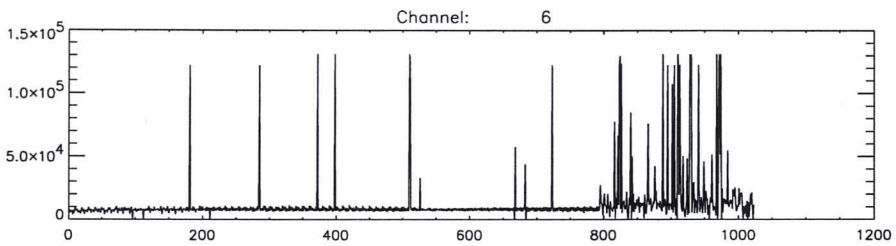
Channel: 6
1.5x10^5
1.0x10^5
5.0x10^4
0
0
200
400
600
800
1000
1200

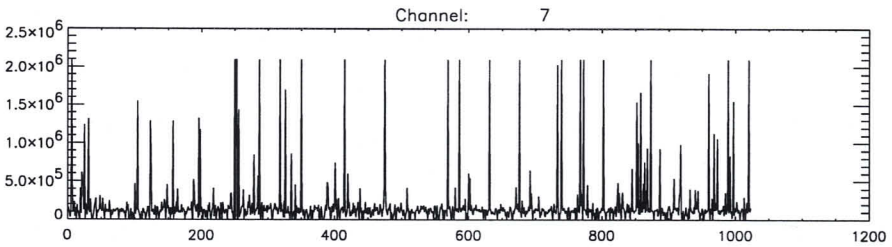
Channel: 7
2.5x10^6
2.0x10^6
1.5x10^6
1.0x10^6
5.0x10^5
0
0
200
400
600
800
1000
1200

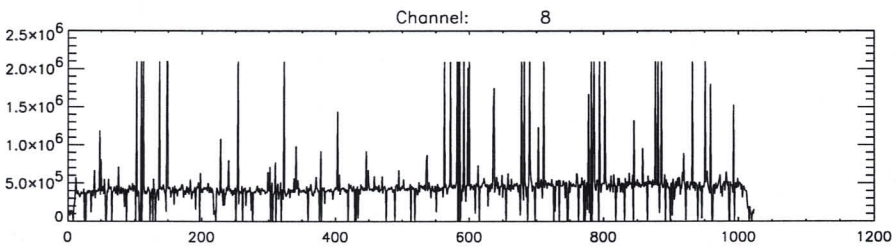
Channel: 8
2.5x10^6
2.0x10^6
1.5x10^6
1.0x10^6
5.0x10^5
0
0
200
400
600
800
1000
1200

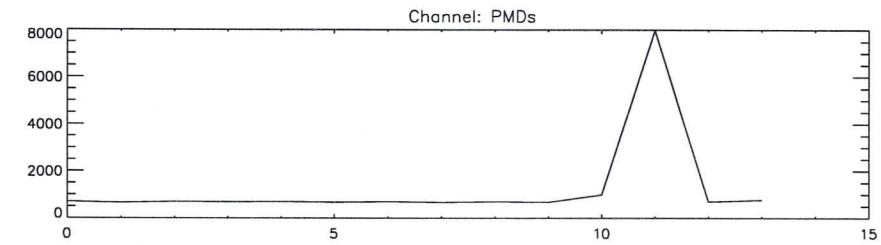
Channel: PMDs
8000
6000
4000
2000
0
0
5
10
15

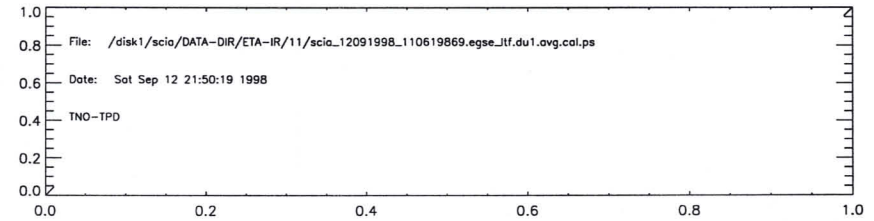
File: /disk1/scia/DATA-DIR/ETA-IR/11/scia_12091998_110619869.egse_ltf.du1.avg.cal.ps
Date: Sat Sep 12 21:50:19 1998
TNO-TPD
1.0
0.8
0.6
0.4
0.2
0.0
0.0
0.2
0.4
0.6
0.8
1.0

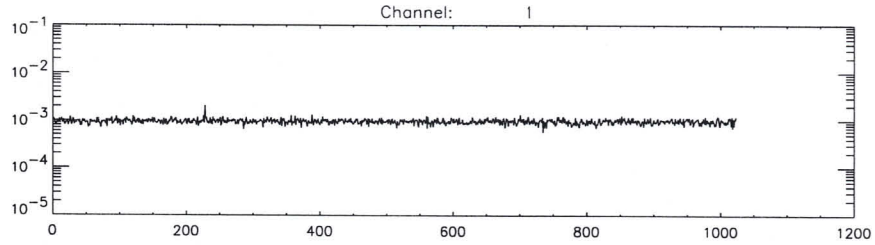
Channel: 1

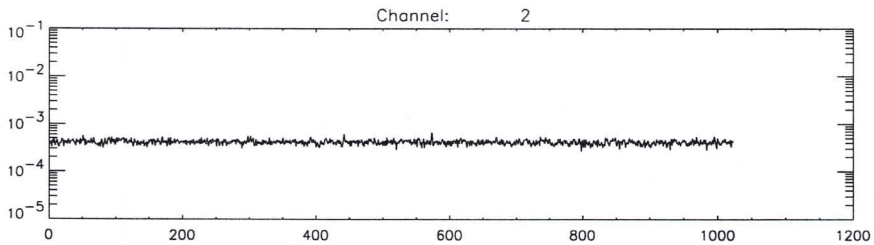
Channel: 2

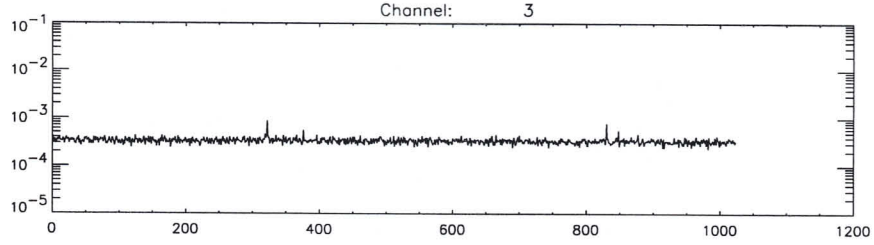
Channel: 3

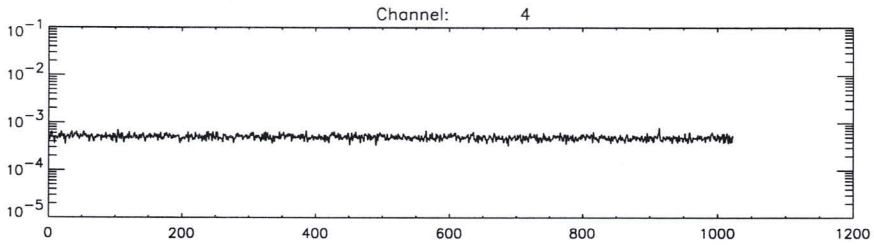
Channel: 4

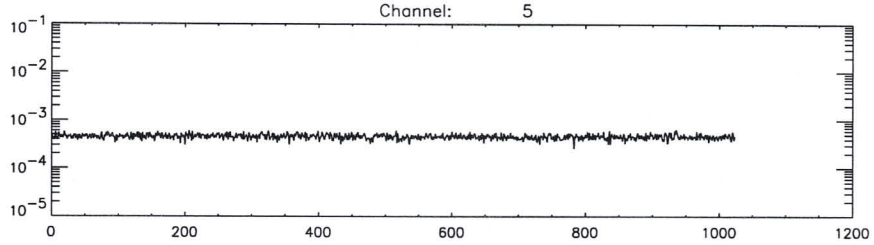
Channel: 5

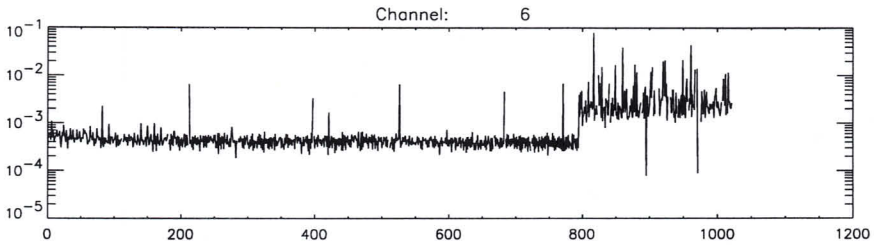
Channel: 6

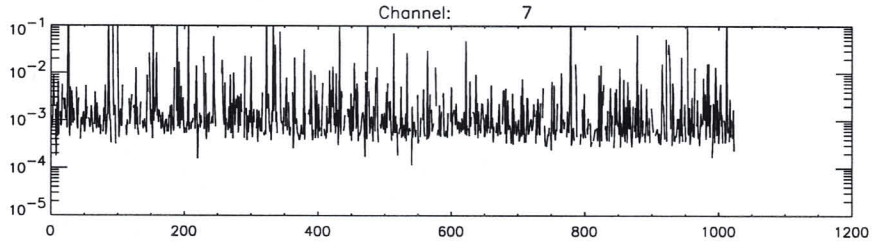
Channel: 7

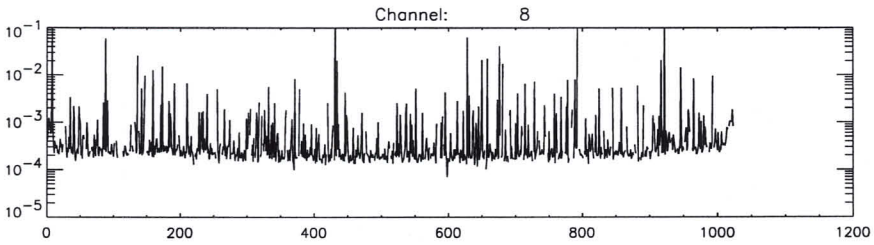
Channel: 8

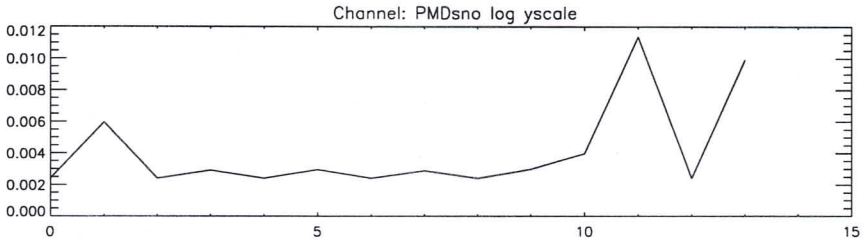
Channel: PMDsno log yscale

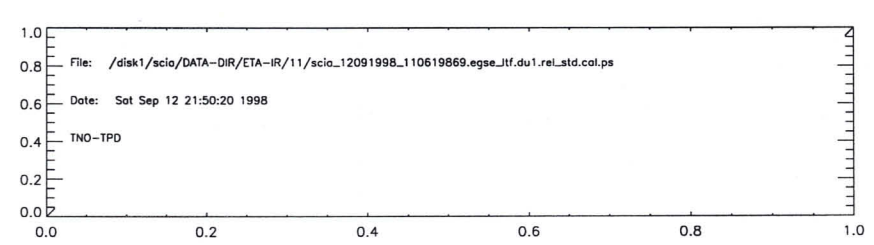
File: /disk1/scia/DATA-DIR/ETA-IR/11/scia_12091998_110619869.egse_ltf.du1.rel_std.cal.ps
Date: Sat Sep 12 21:50:20 1998
TNO-TPD

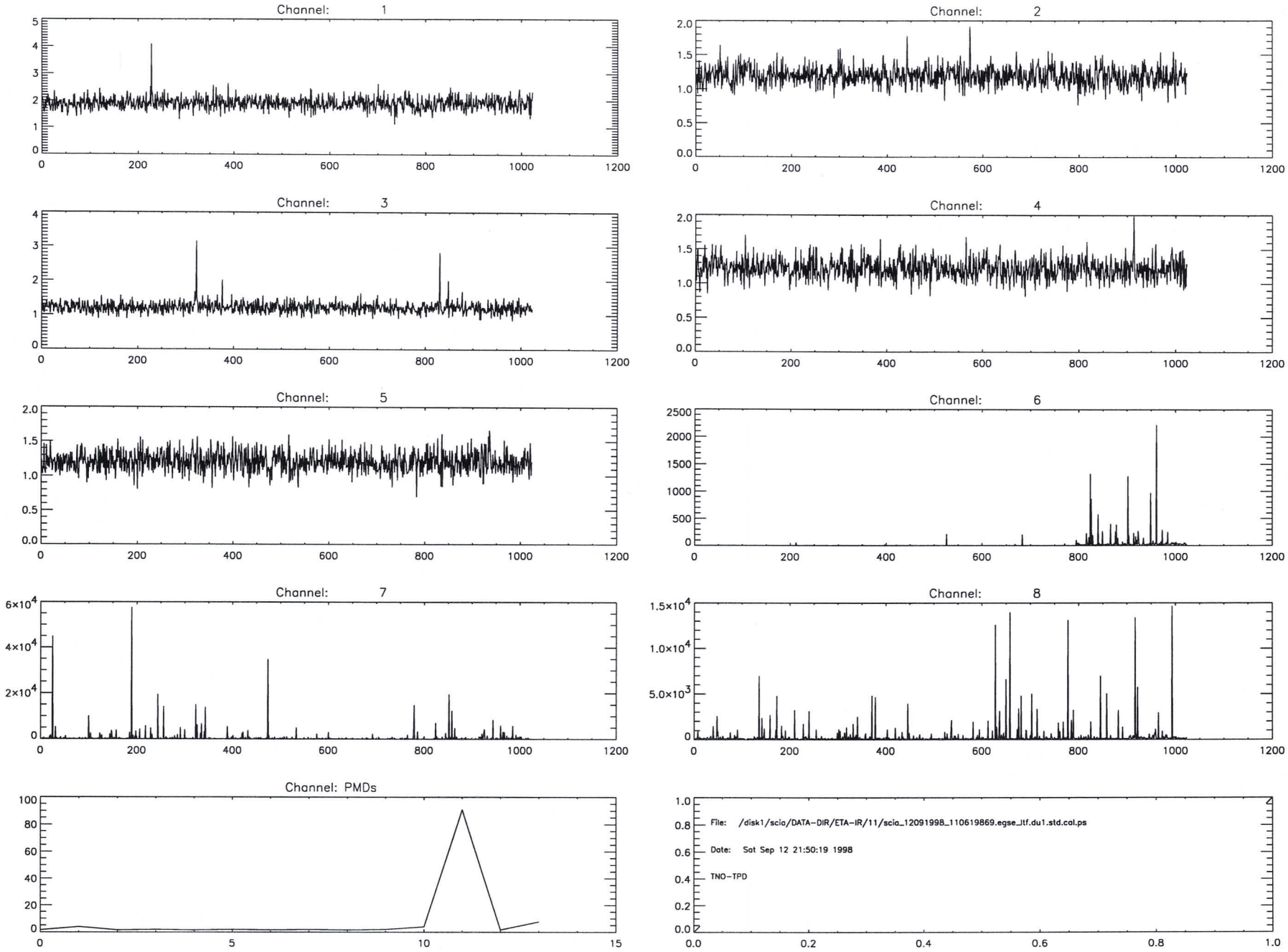
Channel: 1
Channel: 2
Channel: 3
Channel: 4
Channel: 5
Channel: 6
Channel: 7
Channel: 8
Channel: PMDs
File: /disk1/scia/DATA-DIR/ETA-IR/11/scia_12091998_110619869.egse_itf.du1.std.cal.ps
Date: Sat Sep 12 21:50:19 1998
TNO-TPD


Channel: 1

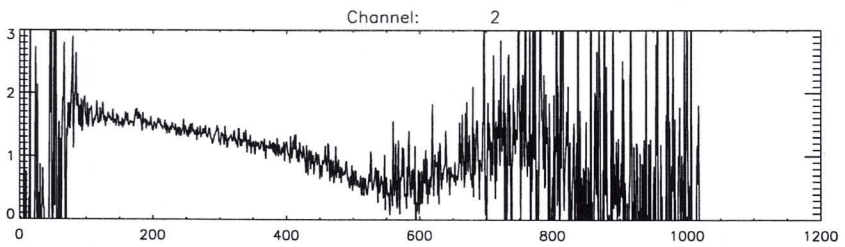
Channel: 2

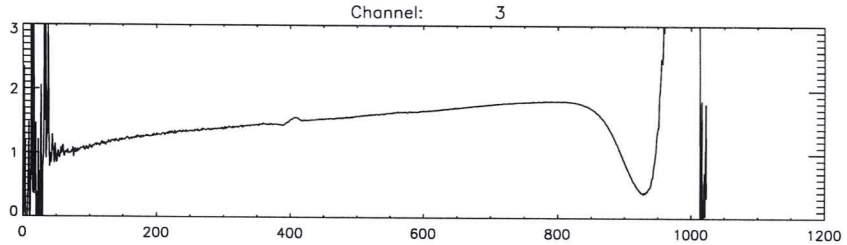
Channel: 3

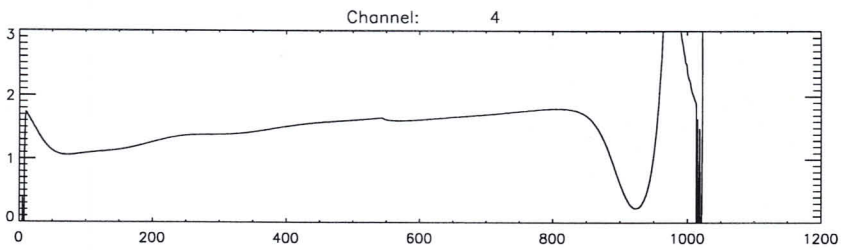
Channel: 4

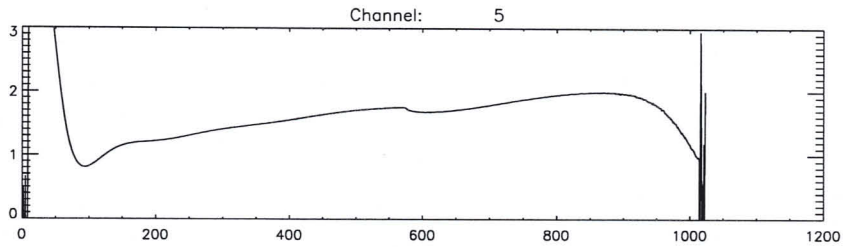
Channel: 5

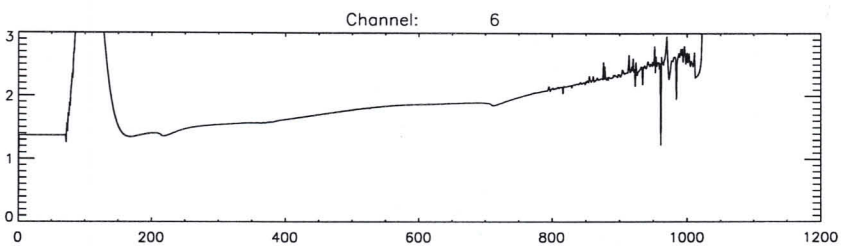
Channel: 6

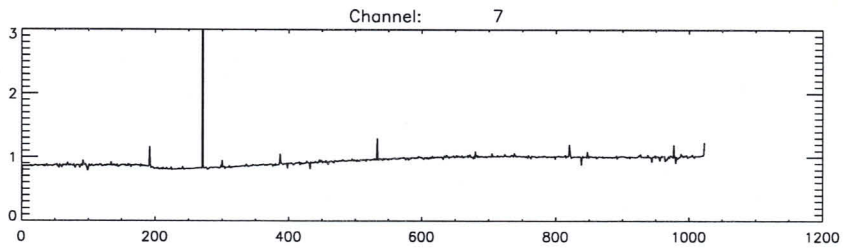
Channel: 7

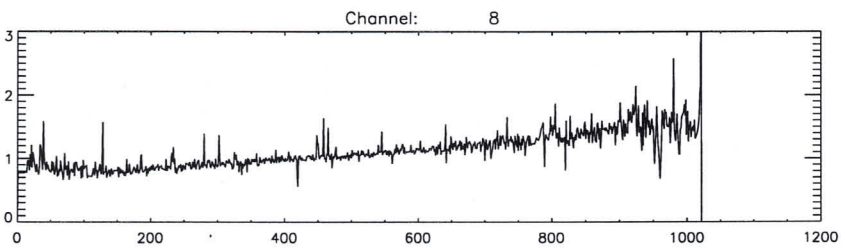
Channel: 8


Channel: PMDsno log yscale

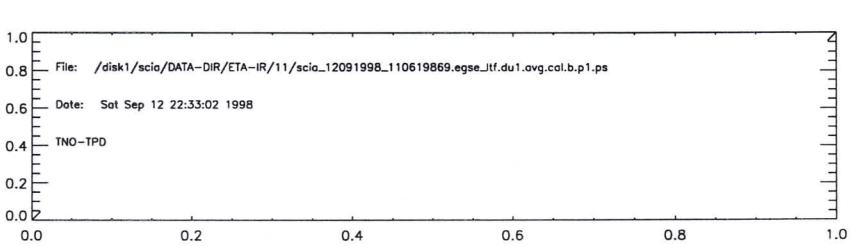
File: /disk1/scia/DATA-DIR/ETA-IR/11/scia_12091998_110619869.egse_ltf.du1.avg.cal.b.p1.ps
Date: Sat Sep 12 22:33:02 1998
TNO-TPD

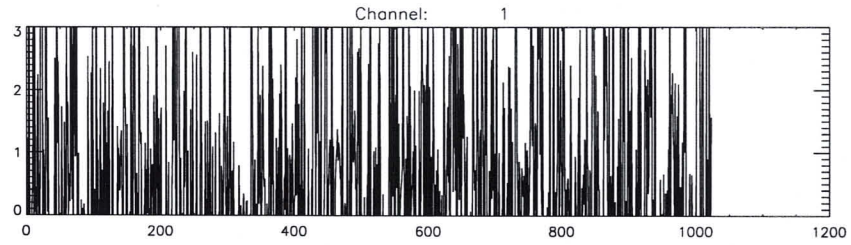
Channel: 1

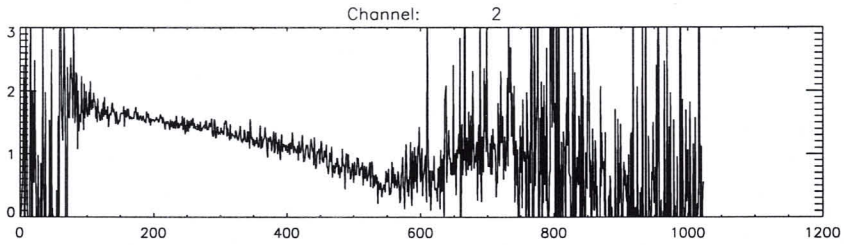
Channel: 2

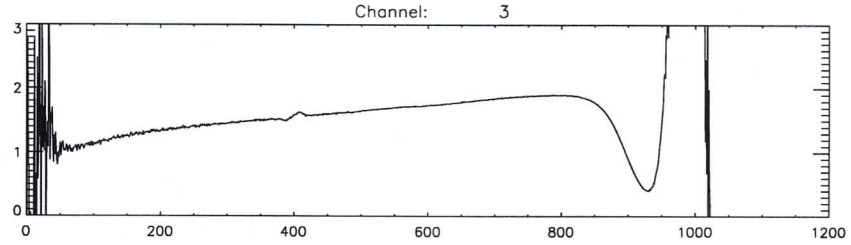
Channel: 3

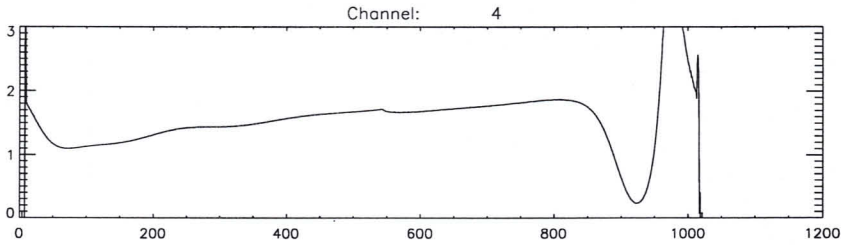
Channel: 4

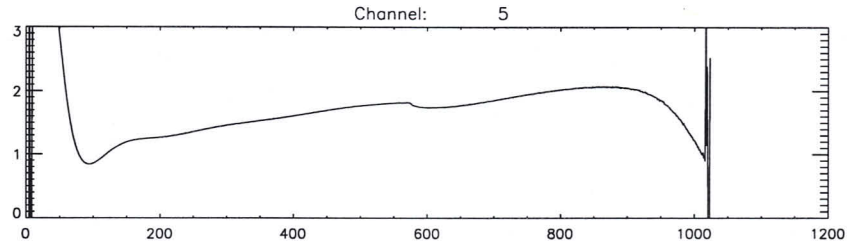
Channel: 5

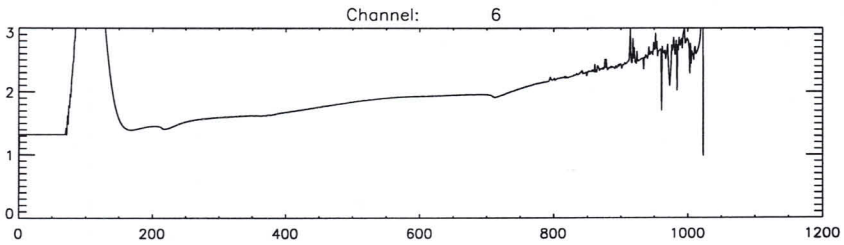
Channel: 6

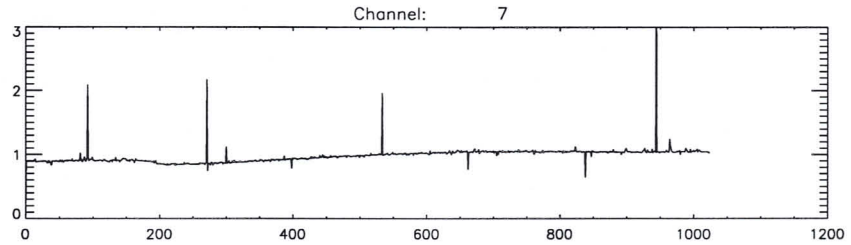
Channel: 7

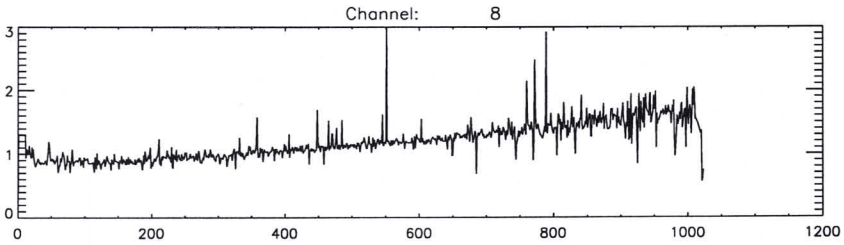
Channel: 8

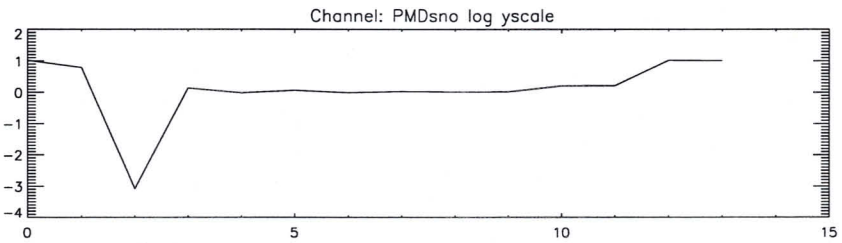
Channel: PMDsno log yscale

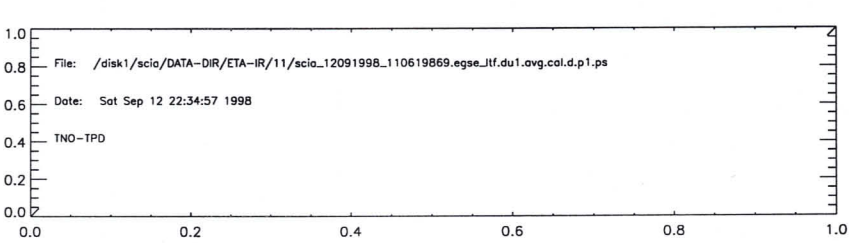
File: /disk1/scio/DATA-DIR/ETA-IR/11/scio_12091998_110619869.egse_ltf.du1.avg.cal.d.p1.ps
Date: Sat Sep 12 22:34:57 1998
TNO-TPD

```
time       = Sat Sep 12 22:01:41 1998
batch      = wpb1
Start TOD = Sat 12-Sep-98 13:54:05
End   TOD = Sat 12-Sep-98 14:00:45
Processing= computation of average, standard dev. and rel.standard dev.
```

```
time       = Sat Sep 12 21:51:28 1998
batch      = wpd1
Start TOD = Sat 12-Sep-98 12:07:25
End   TOD = Sat 12-Sep-98 12:14:05
Processing= computation of average, standard dev. and rel.standard dev.
```

```
time       = Sat Sep 12 22:01:01 1998
batch      = wsb1
Start TOD = Sat 12-Sep-98 13:47:25
End   TOD = Sat 12-Sep-98 13:54:05
Processing= computation of average, standard dev. and rel.standard dev.
```

```
time       = Sat Sep 12 21:50:53 1998
batch      = wsd1
Start TOD = Sat 12-Sep-98 12:00:45
End   TOD = Sat 12-Sep-98 12:07:25
Processing= computation of average, standard dev. and rel.standard dev.
```

#####
#####
#####
#####
#####
User: scia6!scia
#####
Title: scia_12091998_110619869.egse_ltf.du1.avg.cal.b.p1.cal.log
#####
scia6
#####
Printed: Sun 19:19 Sep 13, 1998
#####
Job number: hp6mp-555
#####
#####
#####
#####
#####

```
Version:  0.1
Input files:
 /disk1/scia/DATA-DIR/ETA-IR/11/scia_12091998_110619869.egse_ltf.du1.avg.cal
 /disk1/scia/DATA-DIR/ETA-IR/11/scia_12091998_110619869.egse_ltf.wpb1.avg.cal
 /disk1/scia/DATA-DIR/ETA-IR/11/scia_12091998_110619869.egse_ltf.wpb2.avg.cal
 /disk1/scia/DATA-DIR/ETA-IR/11/scia_12091998_110619869.egse_ltf.wpb3.avg.cal
 /disk1/scia/DATA-DIR/ETA-IR/11/scia_12091998_110619869.egse_ltf.wpb4.avg.cal
 /disk1/scia/DATA-DIR/ETA-IR/11/scia_12091998_110619869.egse_ltf.wpb5.avg.cal
 /disk1/scia/DATA-DIR/ETA-IR/11/scia_12091998_110619869.egse_ltf.wpb6.avg.cal
 /disk1/scia/DATA-DIR/ETA-IR/11/scia_12091998_110619869.egse_ltf.wpb7.avg.cal
 /disk1/scia/DATA-DIR/ETA-IR/11/scia_12091998_110619869.egse_ltf.wpb8.avg.cal
 /disk1/scia/DATA-DIR/ETA-IR/11/scia_12091998_110619869.egse_ltf.wsb1.avg.cal
 /disk1/scia/DATA-DIR/ETA-IR/11/scia_12091998_110619869.egse_ltf.wsb2.avg.cal
 /disk1/scia/DATA-DIR/ETA-IR/11/scia_12091998_110619869.egse_ltf.wsb3.avg.cal
 /disk1/scia/DATA-DIR/ETA-IR/11/scia_12091998_110619869.egse_ltf.wsb4.avg.cal
 /disk1/scia/DATA-DIR/ETA-IR/11/scia_12091998_110619869.egse_ltf.wsb5.avg.cal
 /disk1/scia/DATA-DIR/ETA-IR/11/scia_12091998_110619869.egse_ltf.wsb6.avg.cal
 /disk1/scia/DATA-DIR/ETA-IR/11/scia_12091998_110619869.egse_ltf.wsb7.avg.cal
 /disk1/scia/DATA-DIR/ETA-IR/11/scia_12091998_110619869.egse_ltf.wsb8.avg.cal
Processing:
Computation of Eta (do_single_eta)
PPG correction filename used: /disk1/scia/DATA-DIR/CORR/060998/ppg.cal
 `LON correction filename used:
PIXEL correction filename used: /disk1/scia/DATA-DIR/CORR/060998/dead_bad.pix
WL correction filename used: /disk1/scia/DATA-DIR/CORR/060998/wl.data
STRAYLIGHT correction filename used:
Processing time: Sat Sep 12 22:33:01 1998
Output file name:
/disk1/scia/DATA-DIR/ETA-IR/11/scia_12091998_110619869.egse_ltf.du1.avg.cal.b.
```

```
Version:  0.1
Input files:
 /disk1/scia/DATA-DIR/ETA-IR/11/scia_12091998_110619869.egse_ltf.du1.avg.cal
 /disk1/scia/DATA-DIR/ETA-IR/11/scia_12091998_110619869.egse_ltf.wpd1.avg.cal
 /disk1/scia/DATA-DIR/ETA-IR/11/scia_12091998_110619869.egse_ltf.wpd2.avg.cal
 /disk1/scia/DATA-DIR/ETA-IR/11/scia_12091998_110619869.egse_ltf.wpd3.avg.cal
 /disk1/scia/DATA-DIR/ETA-IR/11/scia_12091998_110619869.egse_ltf.wpd4.avg.cal
 /disk1/scia/DATA-DIR/ETA-IR/11/scia_12091998_110619869.egse_ltf.wpd5.avg.cal
 /disk1/scia/DATA-DIR/ETA-IR/11/scia_12091998_110619869.egse_ltf.wpd6.avg.cal
 /disk1/scia/DATA-DIR/ETA-IR/11/scia_12091998_110619869.egse_ltf.wpd7.avg.cal
 /disk1/scia/DATA-DIR/ETA-IR/11/scia_12091998_110619869.egse_ltf.wpd8.avg.cal
 /disk1/scia/DATA-DIR/ETA-IR/11/scia_12091998_110619869.egse_ltf.wsd1.avg.cal
 /disk1/scia/DATA-DIR/ETA-IR/11/scia_12091998_110619869.egse_ltf.wsd2.avg.cal
 /disk1/scia/DATA-DIR/ETA-IR/11/scia_12091998_110619869.egse_ltf.wsd3.avg.cal
 /disk1/scia/DATA-DIR/ETA-IR/11/scia_12091998_110619869.egse_ltf.wsd4.avg.cal
 /disk1/scia/DATA-DIR/ETA-IR/11/scia_12091998_110619869.egse_ltf.wsd5.avg.cal
 /disk1/scia/DATA-DIR/ETA-IR/11/scia_12091998_110619869.egse_ltf.wsd6.avg.cal
 /disk1/scia/DATA-DIR/ETA-IR/11/scia_12091998_110619869.egse_ltf.wsd7.avg.cal
 /disk1/scia/DATA-DIR/ETA-IR/11/scia_12091998_110619869.egse_ltf.wsd8.avg.cal
Processing:
Computation of Eta (do_single_eta)
PPG correction filename used: /disk1/scia/DATA-DIR/CORR/060998/ppg.cal
I  LON correction filename used:
PIXEL correction filename used: /disk1/scia/DATA-DIR/CORR/060998/dead_bad.pix
WL correction filename used: /disk1/scia/DATA-DIR/CORR/060998/wl.data
STRAYLIGHT correction filename used:
Processing time: Sat Sep 12 22:34:57 1998
Output file name:
/disk1/scia/DATA-DIR/ETA-IR/11/scia_12091998_110619869.egse_ltf.du1.avg.cal.d.
```

```
time       = Sat Sep 12 21:50:20 1998
batch      = du1
Start TOD = Sat 12-Sep-98 11:07:18
End   TOD = Sat 12-Sep-98 12:00:45
Processing= computation of average, standard dev. and rel.standard dev.
```

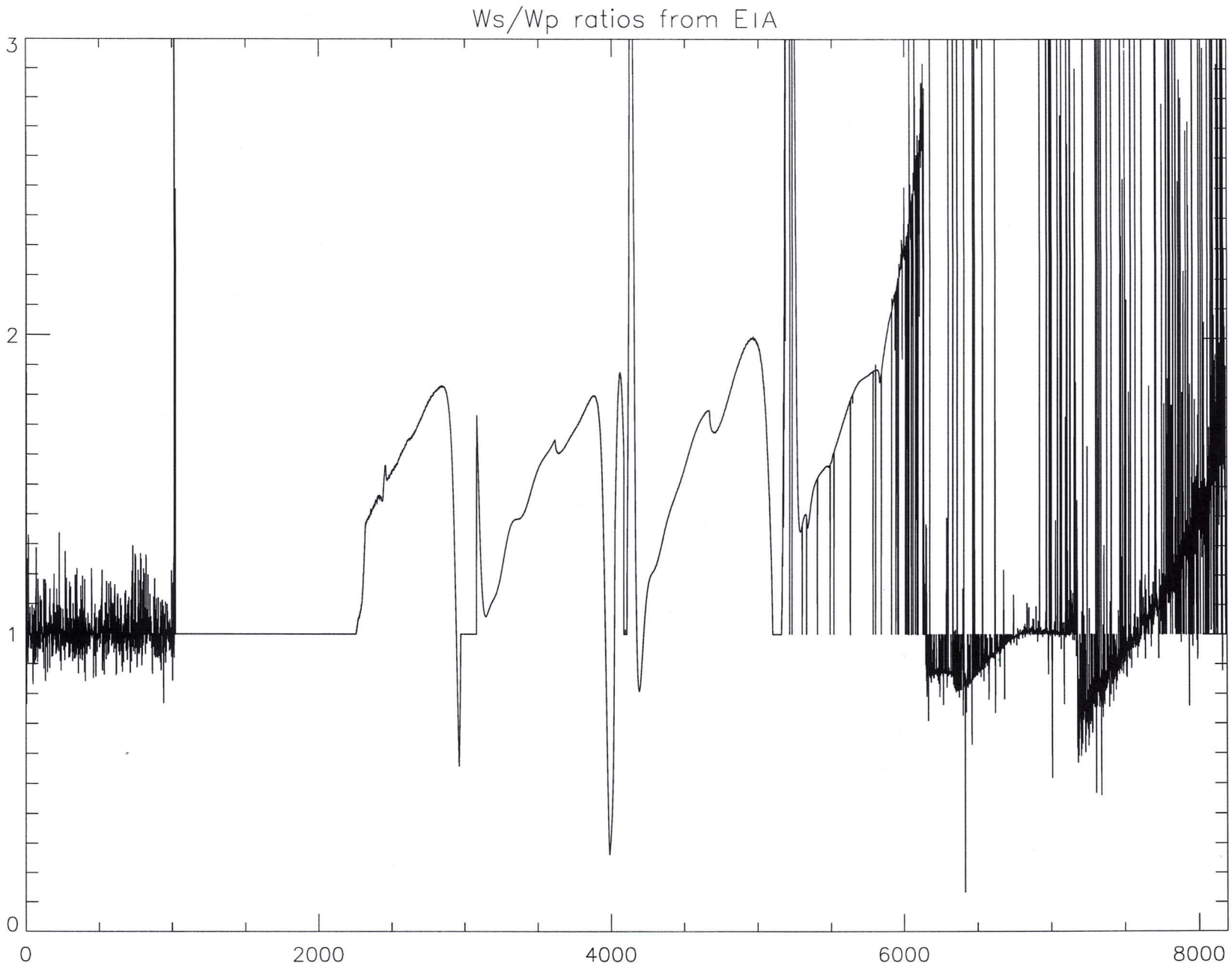

eta-IR / 11 series b

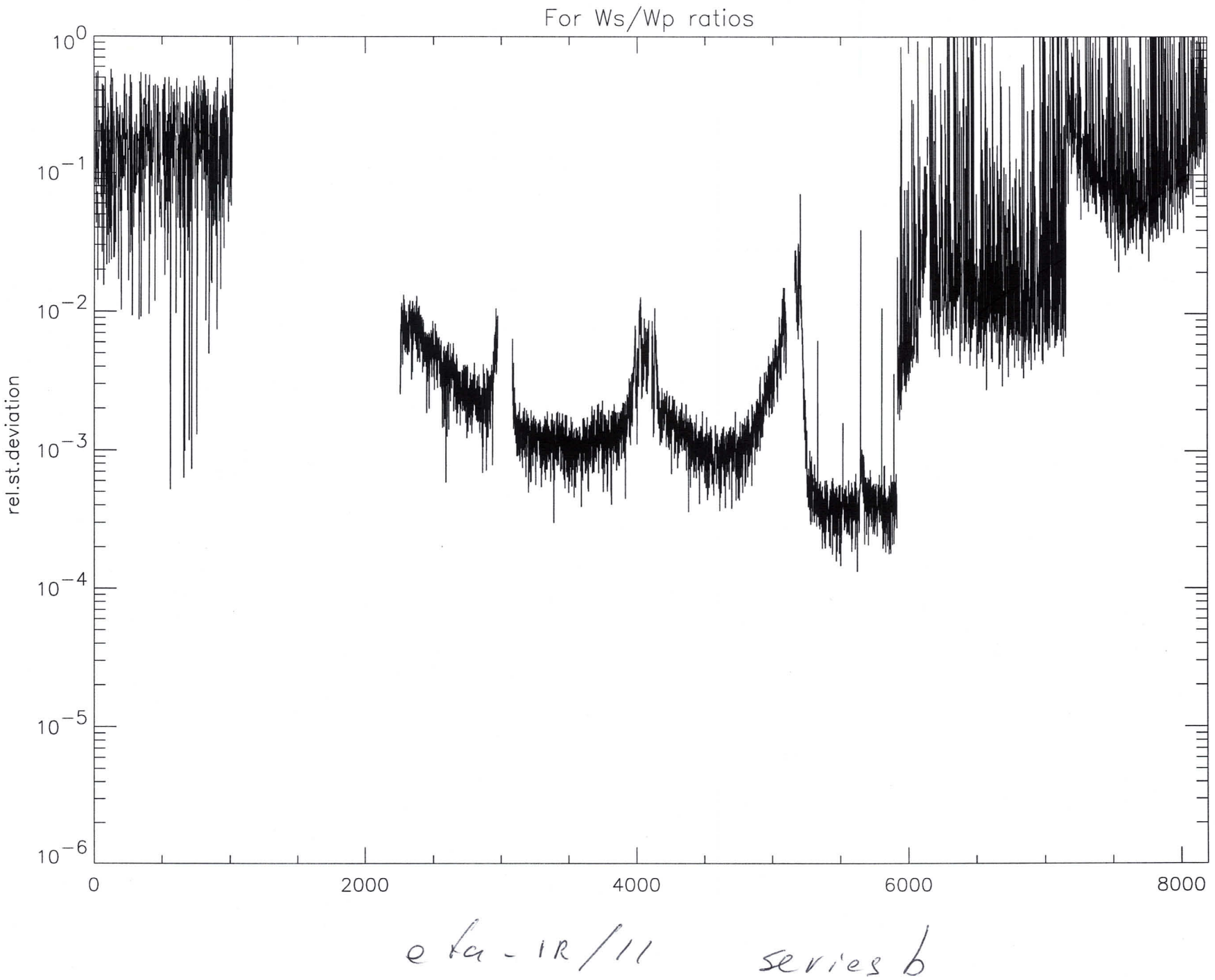

eta - IR/II series b

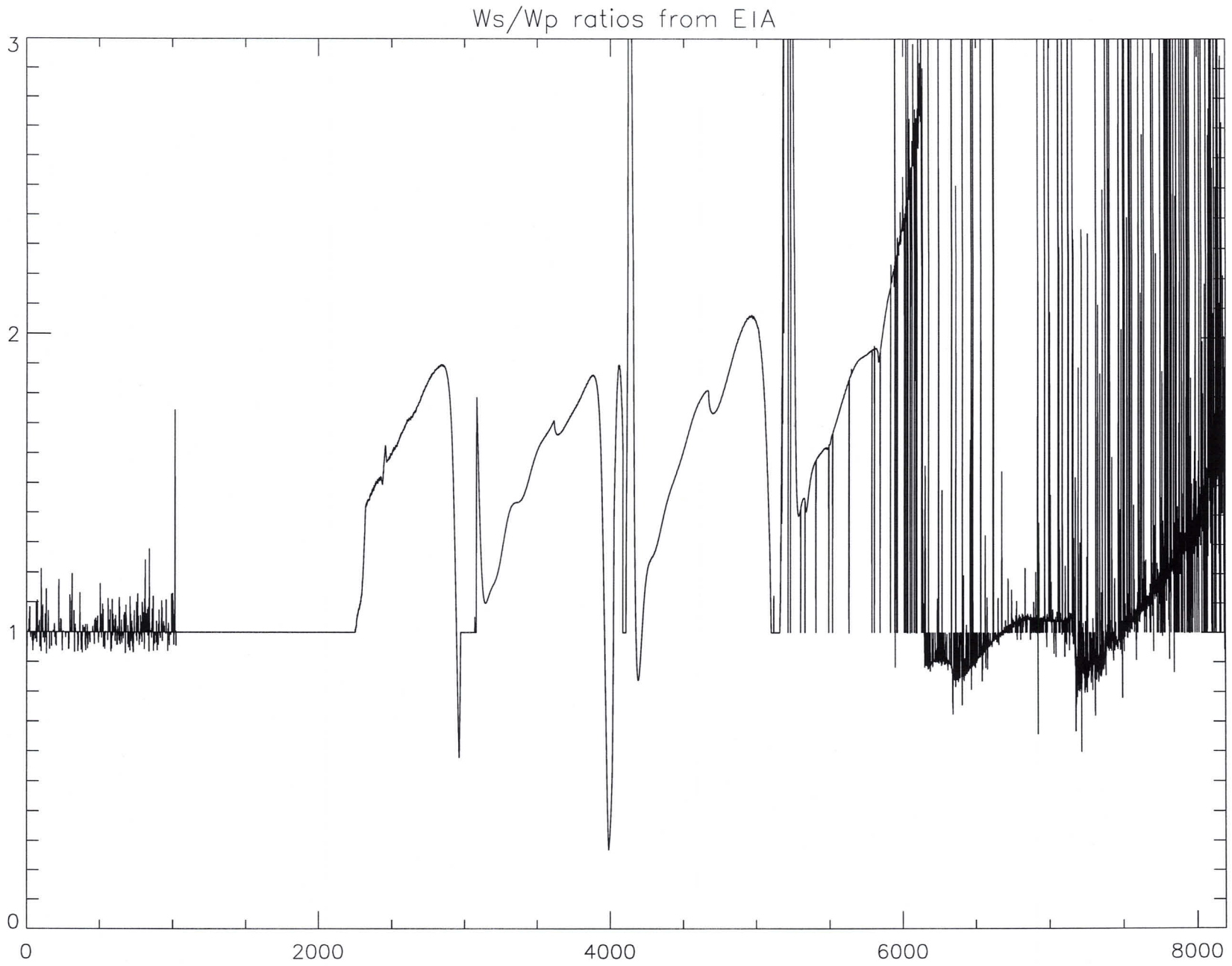

eta-IR/ 11 series d

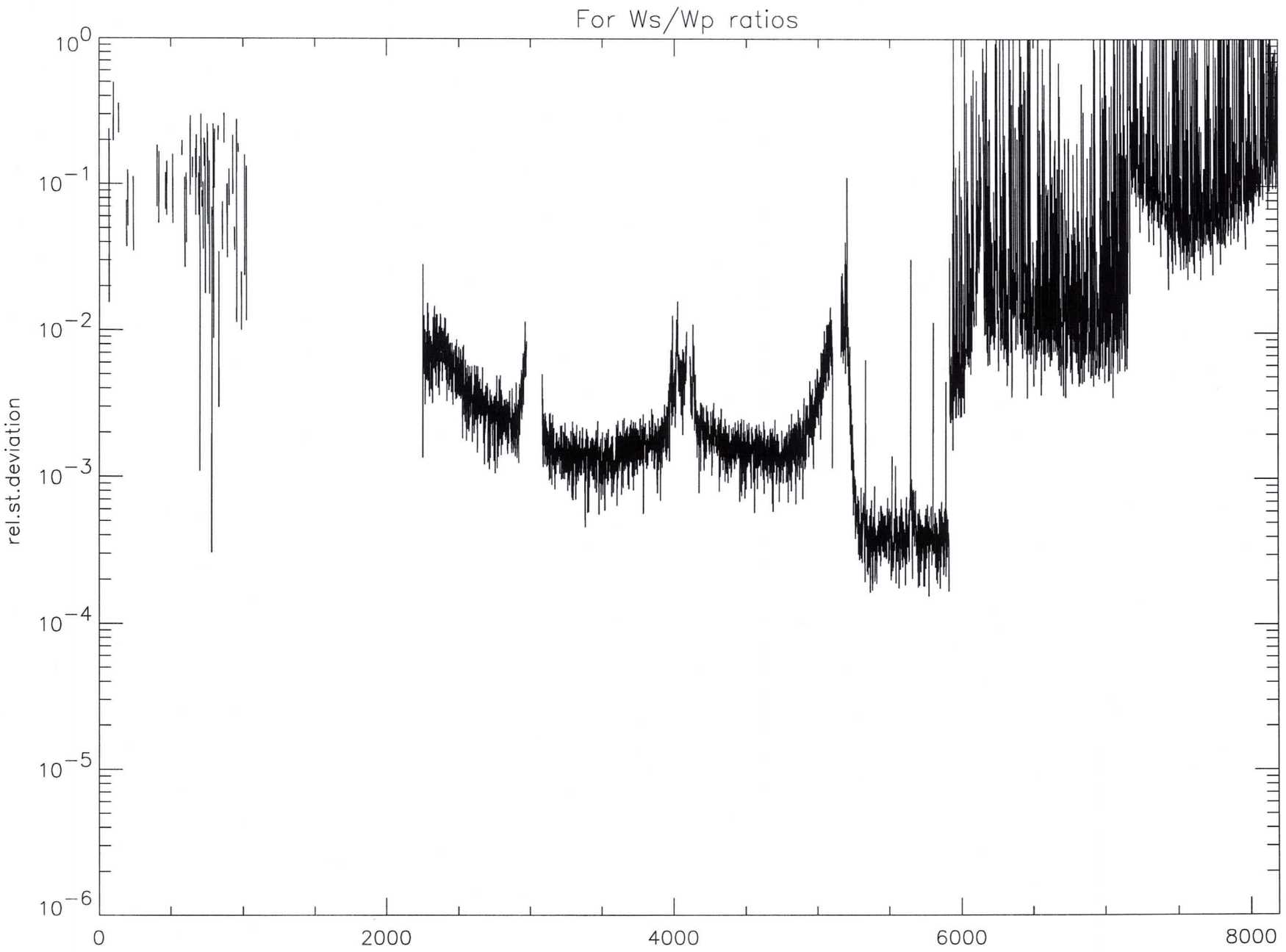

eta-IR/11 series d

```
; IDL Version 5.1 (sunos sparc)
; Journal File for scia@scia6
; Working directory: /disk1/scia/cal/idl
; Date: Wed Aug 19 03:57:17 1998
; marion7.pro
; by Marion Stoppelenburg
; Calculate std.dev. for N loops of Ws-Wp

plotfilename='/disk1/scia/temp/eta.stddev'
graphcounter=-1

print
print,"this software has been tested with:"
print,"DATA-DIR/CORR/120898"
print,"DATA-DIR/ETA-IR/4/....du1.avg.cal"
print,"DATA-DIR/ETA-IR/4/....W*b#.avg.cal
print

marion6,ws,wp

mies = where(ws lt 1)
ws(mies)=1
r   s = where(wp lt 1)
wp(mies)=1
eta = ws / wp

arraysize=size(eta)
numberfiles=arraysize(3)

etaaver=total(eta)
etaaver=total(eta,3)
etaaver=etaaver/numberfiles

graphcounter = graphcounter+1
window,graphcounter
plot, etaaver(*,*,0), yrange=[0,3], $
      xrange=[0,8192], xstyle=1,title="Ws/Wp ratios from ETA"
f= plotfilename + '.'+ strtrim(string(graphcounter),2) + '.ps'
set_plot, 'PS'
device,/landscape,filename= f
plot, etaaver(*,*,0), yrange=[0,3], $
      xrange=[0,8192], xstyle=1,title="Ws/Wp ratios from ETA"
device,/close
set_plot,'x'



sumdev=fltarr(1024,8)
for i=0,numberfiles-1 do sumdev = sumdev + (eta(*,*,i)-etaaver)^2
sumdev=sumdev/(numberfiles-1)
stdev=sqrt(sumdev)
relstdev=stdev/etaaver

graphcounter = graphcounter+1
window,graphcounter
plot,  relstdev,yrange=[1e-6,1],/ylog, $
        title="For Ws/Wp ratios", $
        ytitle=" rel.st.deviation",xrange=[0,8192],xstyle=1
f= plotfilename + '.'+ strtrim(string(graphcounter),2) + '.ps'
set_plot, 'PS'
device,/landscape,filename= f
plot,  relstdev,yrange=[1e-6,1],/ylog, $
        title="For Ws/Wp ratios", $
        ytitle=" rel.st.deviation",xrange=[0,8192],xstyle=1
```

```
device,/close
set_plot,'x'

UnixCommand= 'lpr -Php6mp ' + plotfilename + '.*.ps'
spawn, UnixCommand

help,ws
help,wp
help,eta
help,etaaver
help,stdev
help,relstdev
```

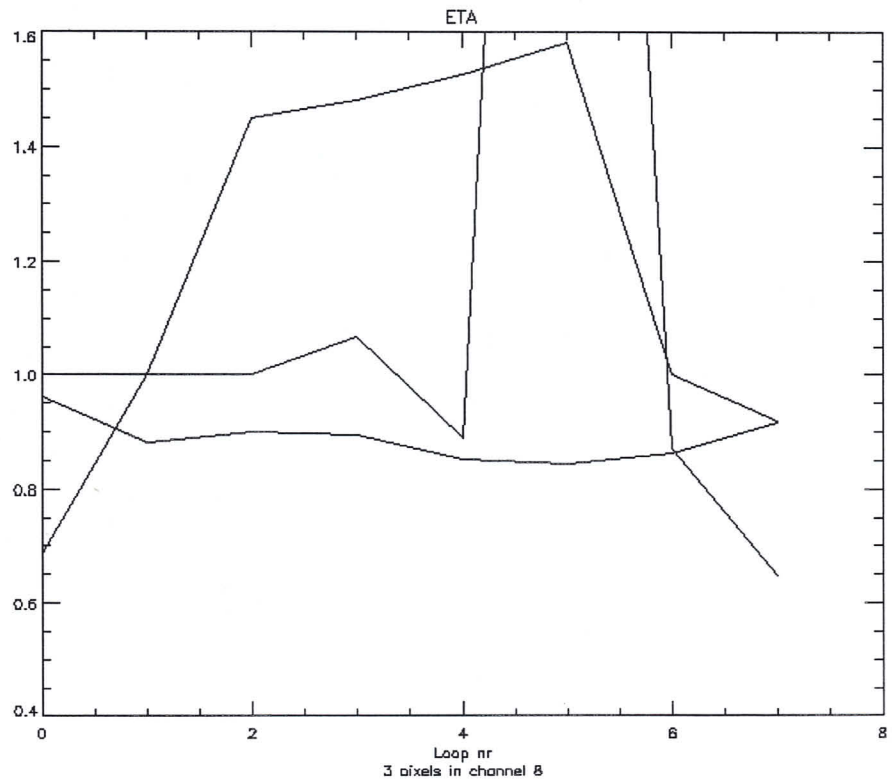
ETA
1.6
1.4
1.2
1.0
0.8
0.6
0.4
0
2
4
6
8
Loop nr
3 pixels in channel 8

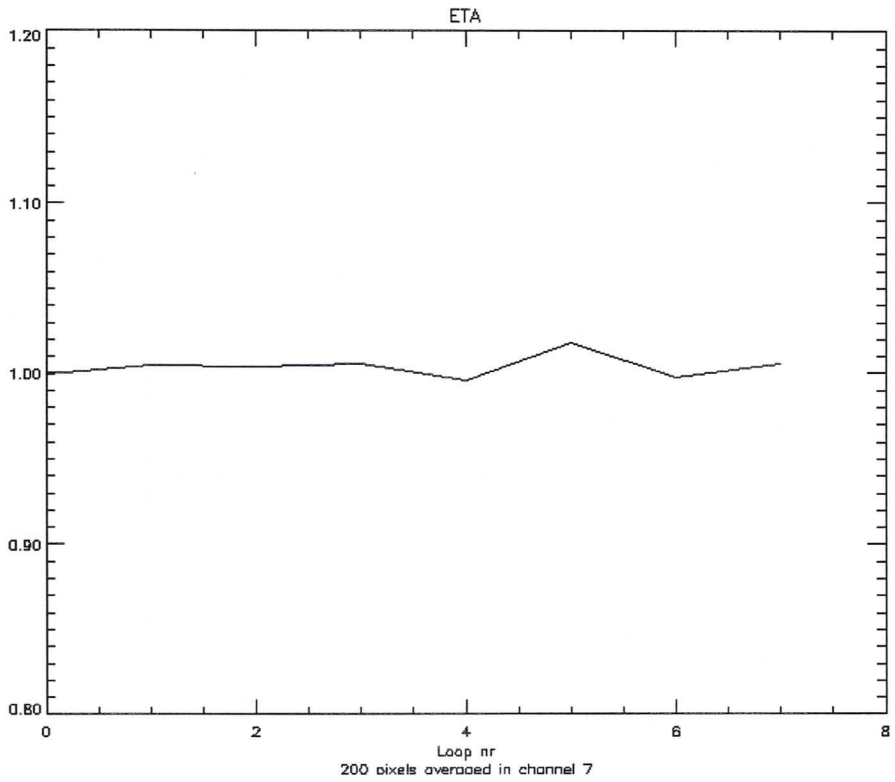
ETA
1.20
1.10
1.00
0.90
0.80
0
2
4
6
8
Loop nr
200 pixels averaged in channel 7

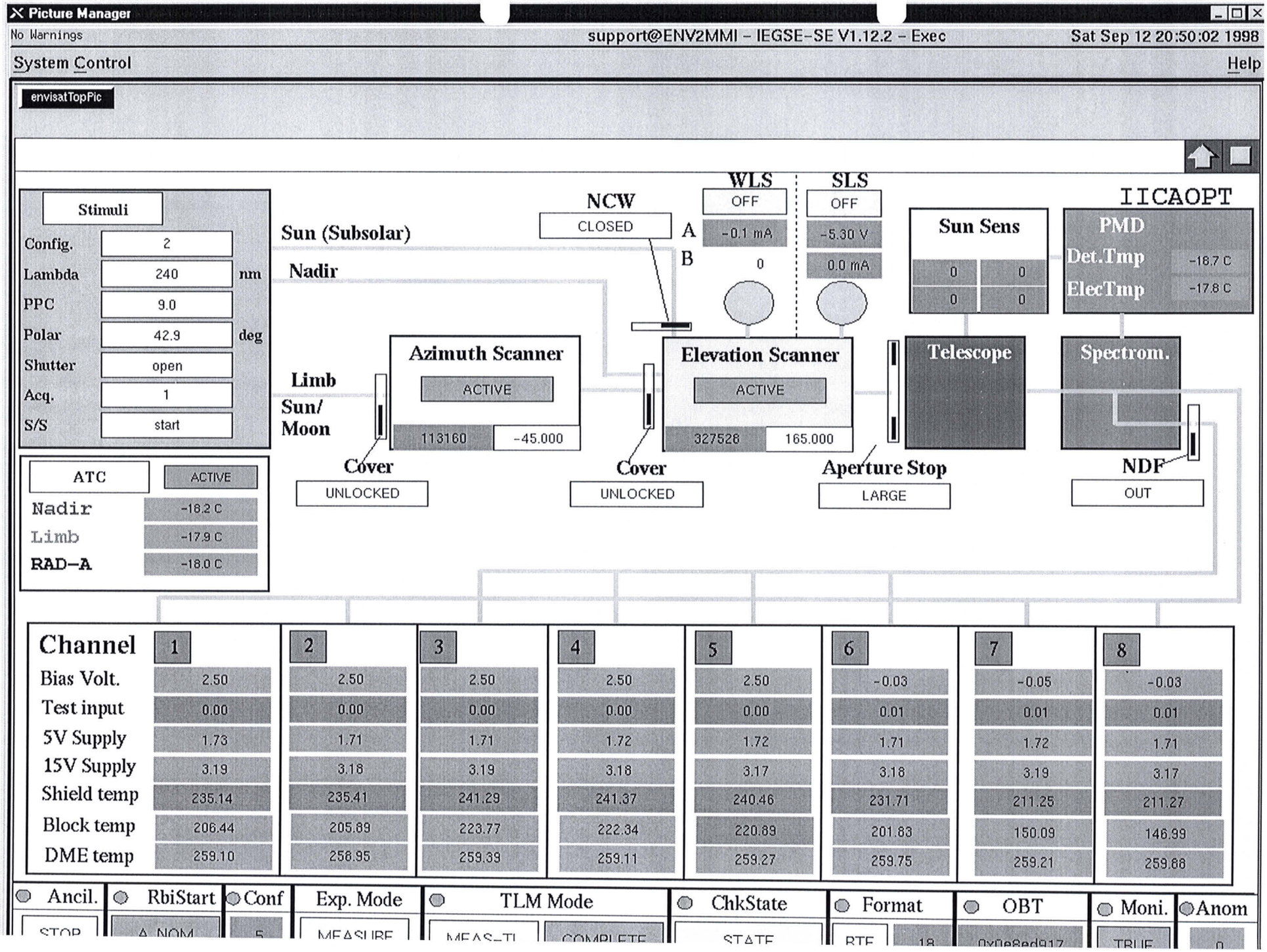
Picture Manager
No Warnings
support@ENV2MMI - IEGSE-SE V1.12.2 - Exec
Sat Sep 12 20:50:02 1998
System Control
Help
envisatTopPic
Stimuli
Config. 2
Lambda 240 nm
PPC 9.0
Polar 42.9 deg
Shutter open
Acq. 1
S/S start
ATC ACTIVE
Nadir -18.2 C
Limb -17.9 C
RAD-A -18.0 C
Sun (Subsolar)
Nadir
Limb
Sun/
Moon
NCW
CLOSED
WLS
OFF
A -0.1 mA
B 0
SLS
OFF
-5.30 V
0.0 mA
Sun Sens
0 0
0 0
IICAOPT
PMD
Det.Tmp -16.7 C
ElecTmp -17.8 C
Azimuth Scanner
ACTIVE
113160 -45.000
Elevation Scanner
ACTIVE
327526 165.000
Telescope
Spectrom.
Cover
UNLOCKED
Cover
UNLOCKED
Aperture Stop
LARGE
NDF
OUT
Channel 1 2 3 4 5 6 7 8
Bias Volt. 2.50 2.50 2.50 2.50 2.50 -0.03 -0.05 -0.03
Test input 0.00 0.00 0.00 0.00 0.00 0.01 0.01 0.01
5V Supply 1.73 1.71 1.71 1.72 1.72 1.71 1.72 1.71
15V Supply 3.19 3.18 3.19 3.18 3.17 3.18 3.19 3.17
Shield temp 235.14 235.41 241.29 241.37 240.46 231.71 211.25 211.27
Block temp 206.44 205.89 223.77 222.34 220.89 201.83 150.09 146.99
DME temp 259.10 258.95 259.39 259.11 259.27 259.75 259.21 259.68
Ancil.
RbiStart
Conf
Exp. Mode
TLM Mode
ChkState
Format
OBT
Moni.
Anom
STOP
A_NOM
5
MEASURE
MEAS_TL
COMPLETE
STATE
RTE
18
0x0e8ed917
TRUE
0

Formal Run of Measurement

(Measurement ID) ETA-IR_LIMB

Request for Actual Status		(cross out entries that are **not** requested.)
Request for Modification	X	(fill in only entries to be modified)
Request for Run	X	(no entries = run based on actual default settings)

Scanner Positions

Azimuth	-45.00	deg
Elevation	+165.00	deg

Timeline for each Data Acquisition Period during Measurement

	1	2	3	4	5	6	7	8	9	10
State ID	13									
Repetitions	5									

State Parameters for States used in Timeline (State ID must be given)

step 19.7
Zebra limb
over diffuser IR

Channel	PET [s] or H#	Co-Adding	PET [s] or H#	Co-Adding	PET [s] or H#	Co-Adding	PET [s] or H#	Co-Adding
1a	64	1						
1b	64	1						
2b	64	1						
2a	64	1						
3	64	1						
4	64	1						
5	64	1						
6	16	4						
7	2	32						
8	2	32						
State ID								

Stimuli Settings for Existing Blocks in Measurement

Block No	Stimuli Setup ID	PPC [deg]	Polarizer [deg]	Shutter open/close	Acquisition Time [s]	Lambda [nm] Start	Stop	Step	Repetition Factor	Message	OS Setup Time [s]
1	2	19	129.1	close	1	240	240	0	8	DU1	12
2.1	2	19	129.1	open	1	240	240	0	8	W4d#	20
2.2	2	19	42.9	open	1	240	240	6	8	WMd#	20
3.1	2	9	129.1	open	1	240	240	0	8	W4b#	20
3.2	2	9	42.9	open	1	240	240	6	8	WMb#	20
4	2	9	42.9	close	1	240	240	0	8	DU2	8

Measurement Data Description

Test Purpose	
Remark	UID 58
Data Directory	0255_17.58.07_ETA_IR_LIMB

Signatures

	Date	Signature
Issued	12-9-1998	
< Performed	12.9.98	

2 ETA-IR

STEP	ACTION	RESULT	MARKER
Intro	Your name:	Wendell Lynch	
	Date:	13-09-98	
	What's the name of the (main) data input files generated by the EGSE? `(*.dat)`	scia-1209998180121527.dat -194818107.dat -213522776.dat	(A)
	Setup a three-window configuration on your SUN.		see course descr.
Cnstr directory	`cd ~/DATA-DIR/ETA-IR/ ; ls -l` highest number in directory?	2	Note: In window DATA-DIR (B)
	New directory: `mkdir <B+1>` `ls -l` What's now the highest number in directory?	3	(C)
	<C> should be <B> + 1	Y / N	
	directory name is:	~/DATA-DIR/ETA-IR/<C>	(DIR-NAME)
Copy data	See Analysis sheet: Transfer Data File	Y / N	In DATA-DIR window
Cnstr EGSE_LTF	`cal_raw2ltf .` (Error messages are not necessarily fatal; check with SOLAN --in solan window-- whether output file is okay: there should be a signal present, and `dremark1` labels should be filled) `ls -l *.egse_ltf`		Note: In window DATA-DIR; ***don't forget the dot !!!;*** *May take more than 15 mins.*
	What's the name of the egse_ltf file	scia-1209199P-180121527.dat	(D)
	`<D> should be <A>.egse_ltf`	Y / N	
Cnstr CAL files	`idl run_averscia` (and select file <D> when asked)		Note: In window IDL
Check CAL files	Dark files: `ls -l *du*.avg.cal`		
	size:	145.998	should be approx 150Kb
	S-pol file: `ls -l *wA*.avg.cal`		
	size:	145.998	should be approx 150Kb
	P-pol file:		

`ls -l *.wp*.avg cal`

size: 145.498 — should be approx 150Kb

Note: all files should be present, if not:
(a) Check file <D> using SOLAN and check whether DU, WS and WP labels are present in `dremark1` labels
(b) Check if enough disk space is available (Unix command `df -k | more`).

Print postscript

Print postscript files:
`lpr -P<printer> *.ps`
Contents dark file `*du*.avg.cal.ps` should be approx. constant within channels: Y / N

Contents P file `*wp*.avg.cal` should resemble white light source: Y / N

Contents S file `*ws*.avg.cal.ps` and `*wp*.avg.cal.ps` should resemble white light source: Y / N
Contents of `*rel_std.cal.ps` files should be smaller than 0.01 (pixel 300 -- 800) for all channels. Y / N
If not, value is: _____

Add postscript images to logbook, done Y / N

Print logfiles

`lpr -P<printer> *.log`
Add logfiles to logbook, done Y / N

ETA processing

Run ETA

`idl do_eta` — In IDL window

Check ETA

`ls -l *.pl.* | more` — In DATA-DIR window

Size of file `<D>.du*.avg.cal.[b|d].pl.cal`: 145.998 — should be approx 150Kb

Size of file `<D>.du*.avg.cal.[b|d].pl.log`: 1933

*.b.pl.ps : 145300
*.d.pl.ps : 141293

Check ETA visually	Size of file <D>.du*.avg.cal.[b|d].pl.ps	_____
	lpr -P<printer> <D>.*du.*.pl.cal.ps	
	Value of ETA in each channel (pixel 300 -- 800) between 0 and 3? (In channels 5-8).	Y / N
	Value of ETA resembles expected ETA (see [Predicted PFM calibration results]})?	Y / N
	Add postscript images to logbook, done	Y / N
Print logfiles	lpr -P<printer> <D>.du*.pl.cal.log	
	Add logfiles to logbook, done	Y / N

Back up	Create 3 sets of backup CDs of directory <DIR-NAME> (One CD has a capacity of 600 Mbytes, the UNIX command /usr/bin/du -k . gives the number of kilo bytes in the current directory).		See analysis sheet BackUp
	Name of backup CDs	_____	

Sign:	Name	_____
	Date and time	_____
	Signature	_____

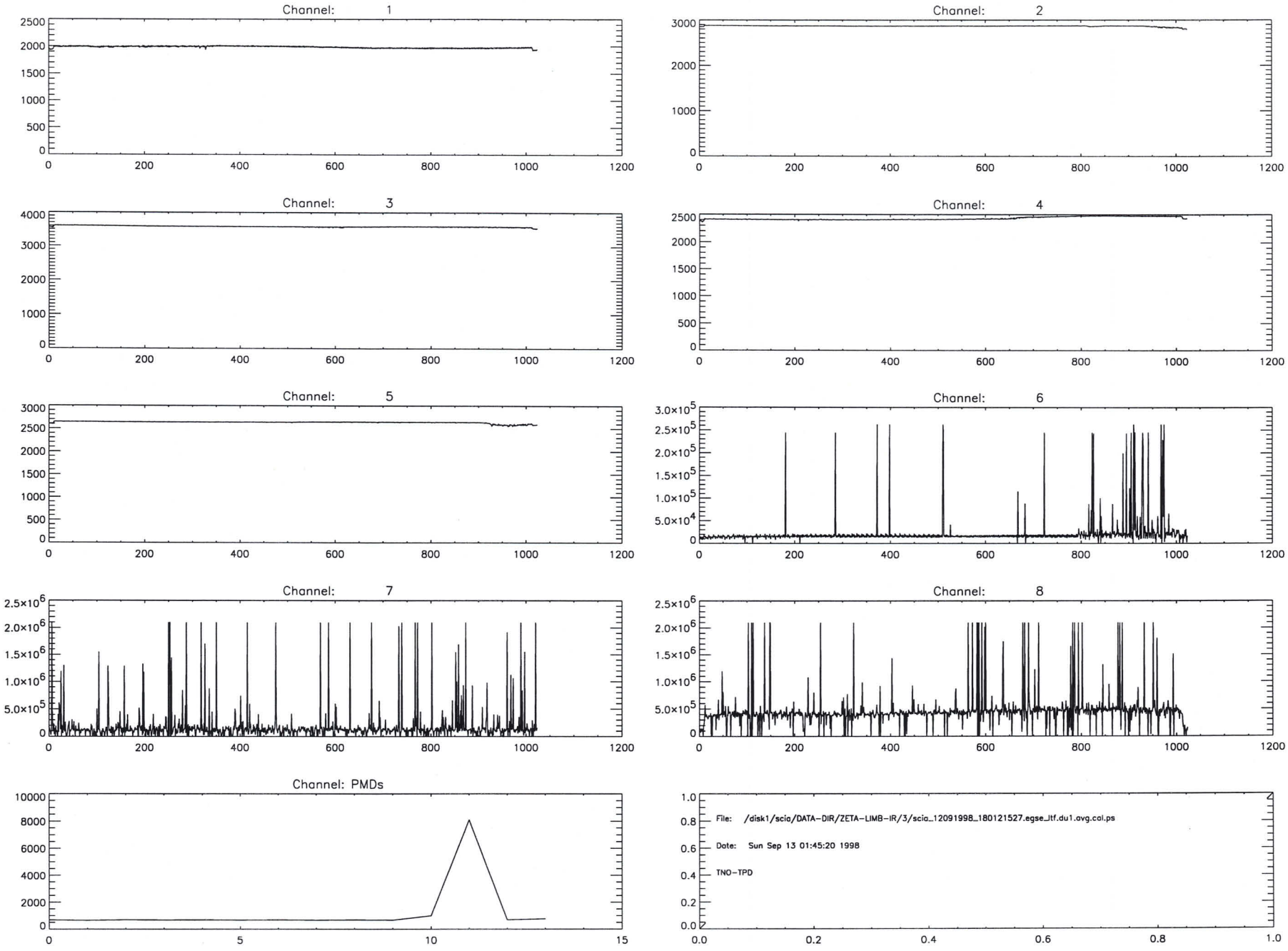
Channel: 1
Channel: 2
Channel: 3
Channel: 4
Channel: 5
Channel: 6
Channel: 7
Channel: 8
Channel: PMDs
File: /disk1/scia/DATA-DIR/ZETA-LIMB-IR/3/scia_12091998_180121527.egse_itf.du1.avg.cal.ps
Date: Sun Sep 13 01:45:20 1998
TNO-TPD

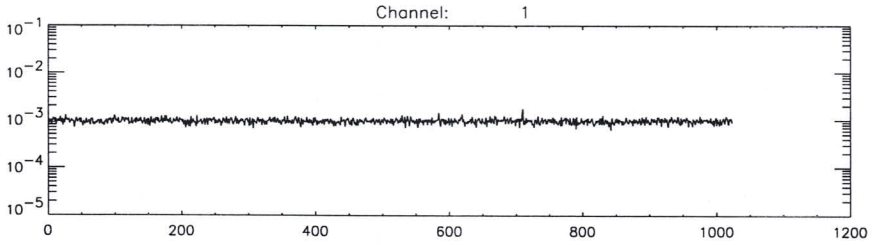
Channel: 1

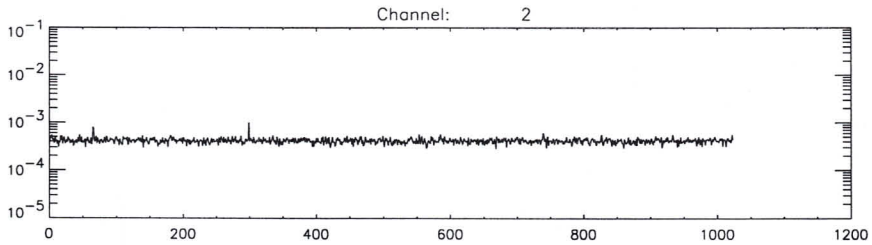
Channel: 2

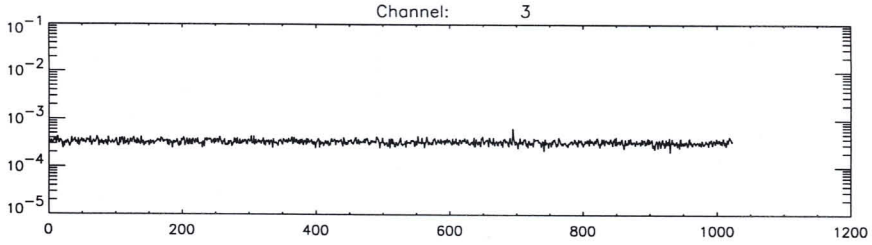
Channel: 3

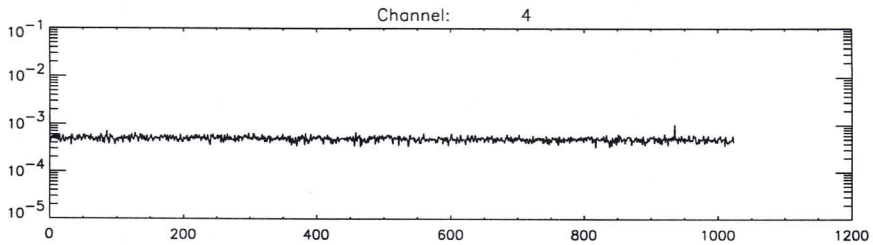
Channel: 4

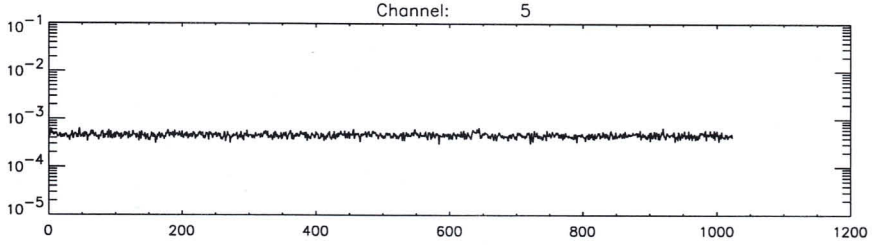
Channel: 5

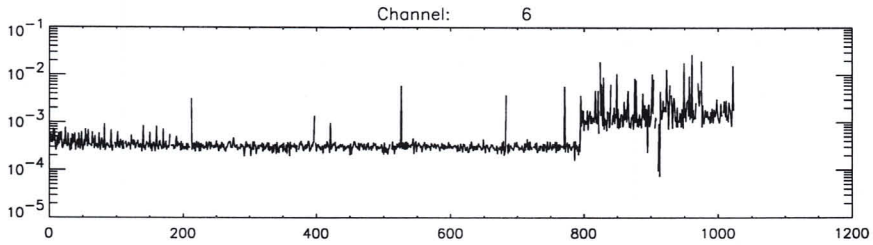
Channel: 6

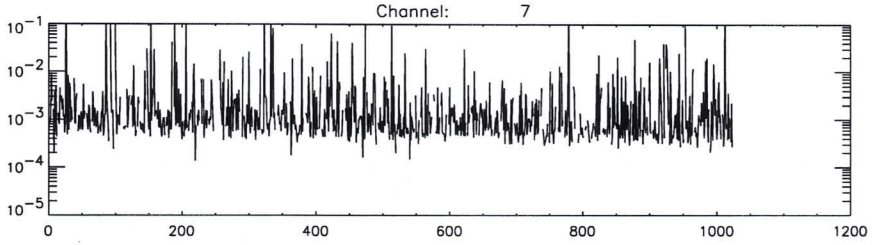
Channel: 7

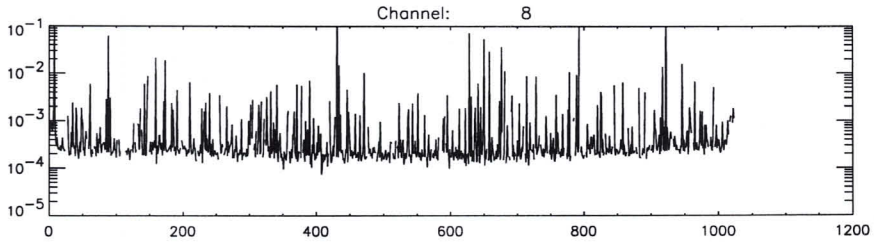
Channel: 8

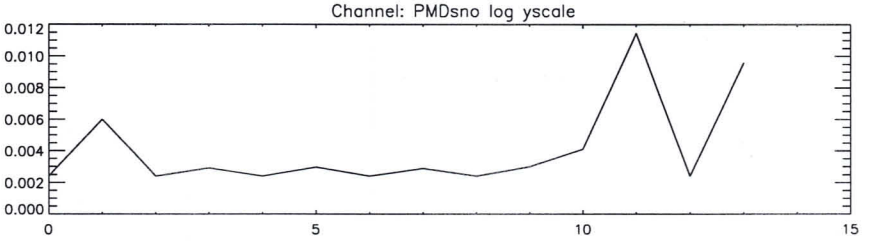
Channel: PMDsno log yscale

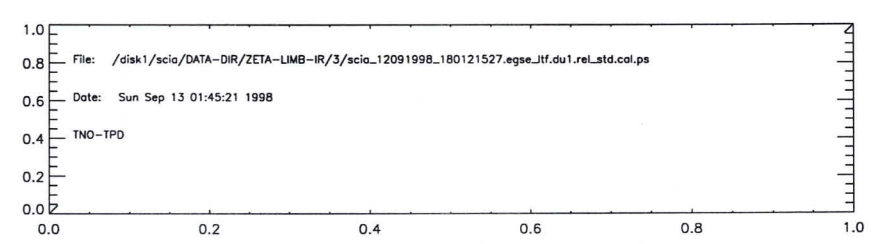
File: /disk1/scia/DATA-DIR/ZETA-LIMB-IR/3/scia_12091998_180121527.egse_ltf.du1.rel_std.cal.ps
Date: Sun Sep 13 01:45:21 1998
TNO-TPD

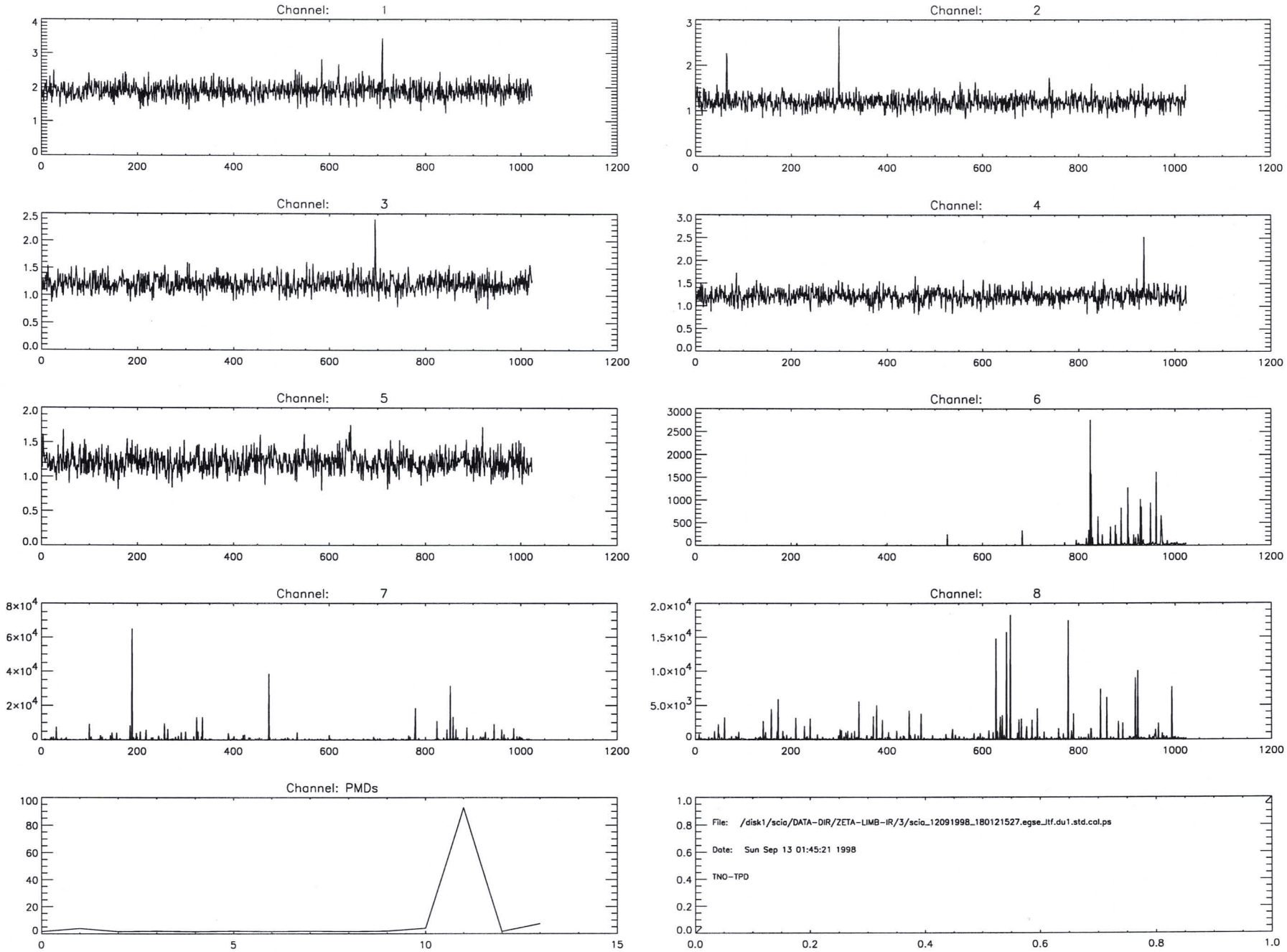
Channel: 1
Channel: 2
Channel: 3
Channel: 4
Channel: 5
Channel: 6
Channel: 7
Channel: 8
Channel: PMDs
File: /disk1/scia/DATA-DIR/ZETA-LIMB-IR/3/scia_12091998_180121527.egse_ltf.du1.std.cal.ps
Date: Sun Sep 13 01:45:21 1998
TNO-TPD

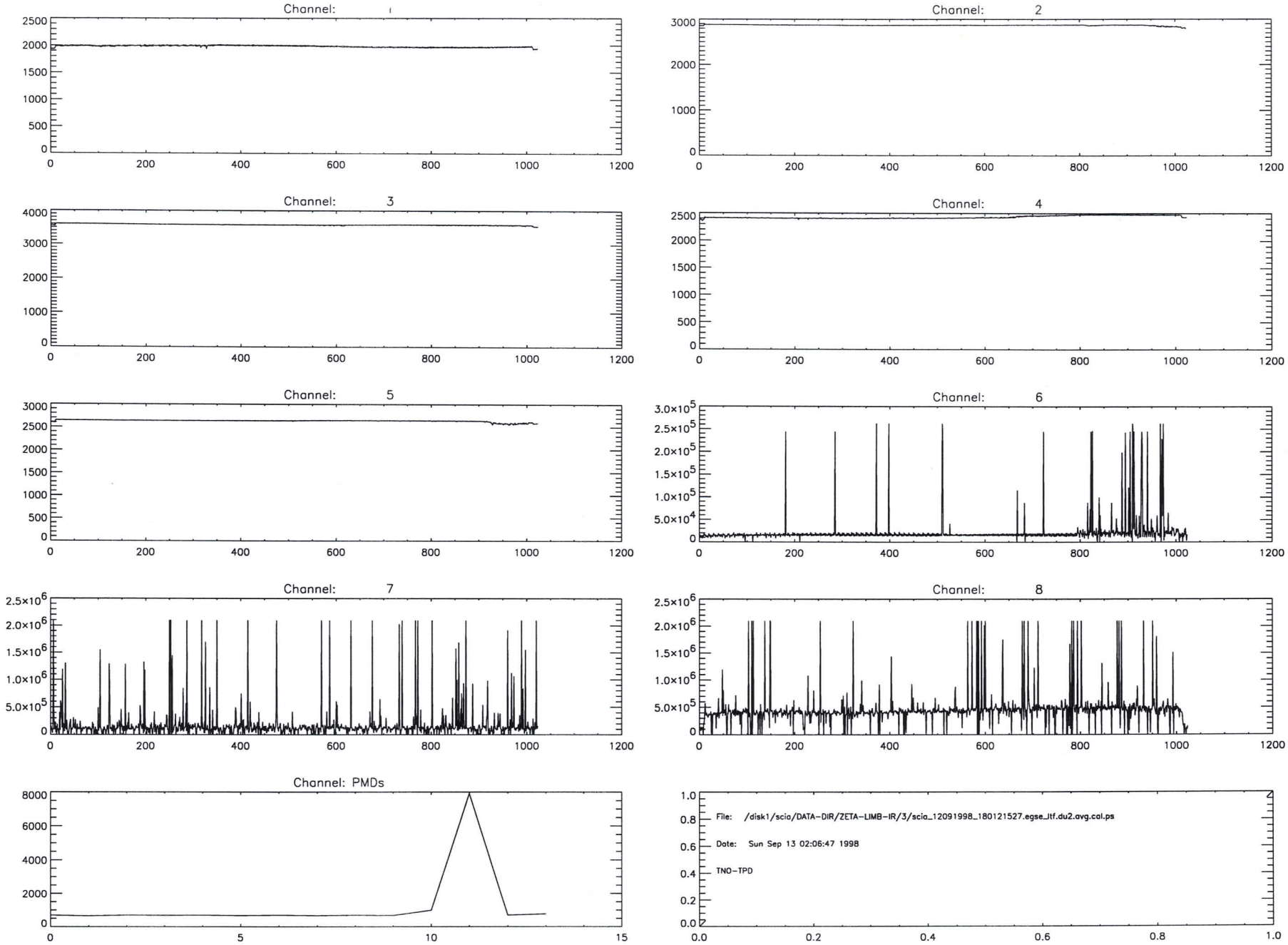
Channel:
Channel: 2
Channel: 3
Channel: 4
Channel: 5
Channel: 6
Channel: 7
Channel: 8
Channel: PMDs
File: /disk1/scia/DATA-DIR/ZETA-LIMB-IR/3/scia_12091998_180121527.egse_itf.du2.avg.cal.ps
Date: Sun Sep 13 02:06:47 1998
TNO-TPD

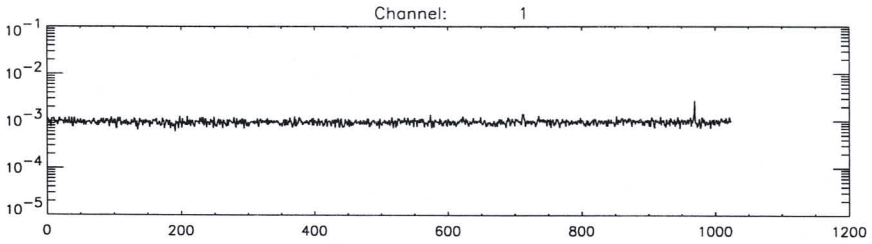
Channel: 1

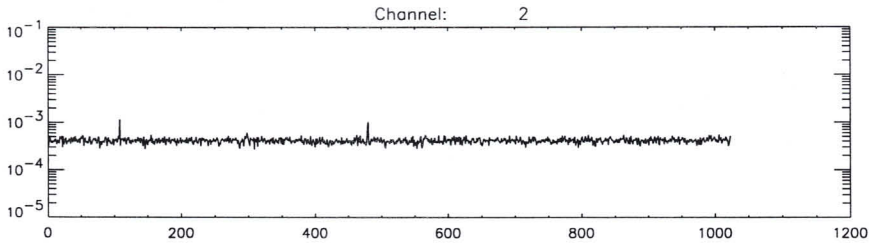
Channel: 2

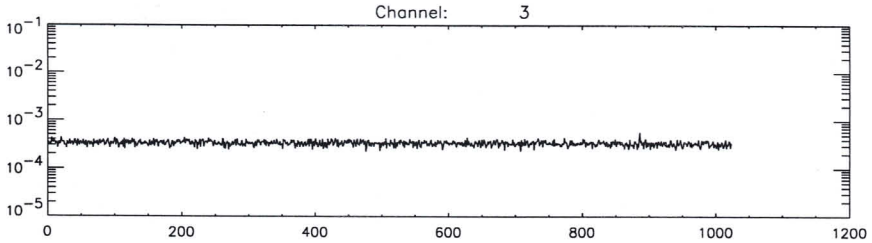
Channel: 3

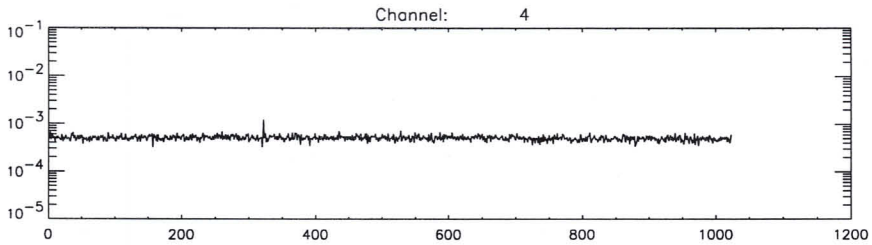
Channel: 4

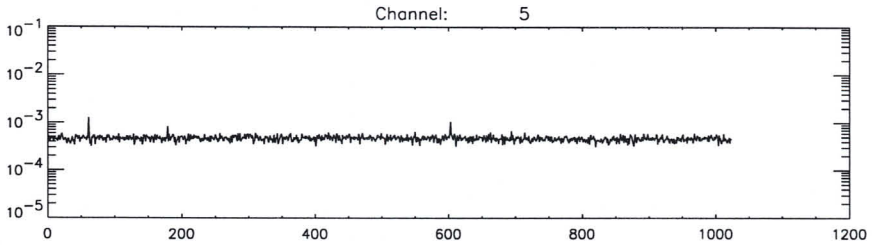
Channel: 5

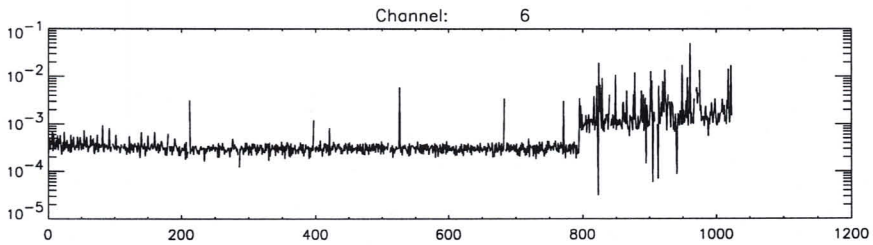
Channel: 6

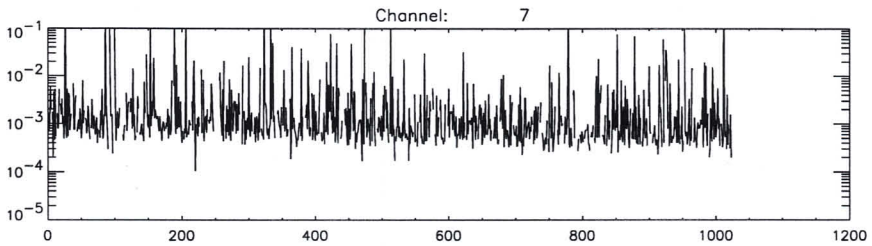
Channel: 7

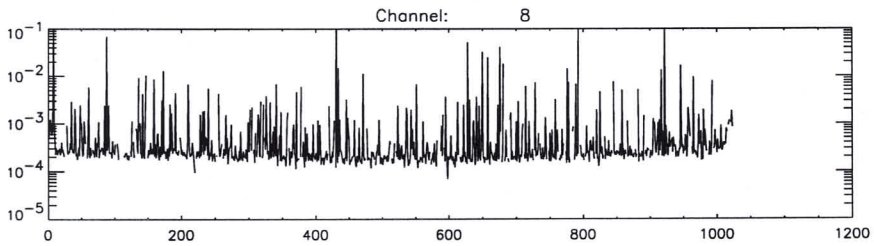
Channel: 8

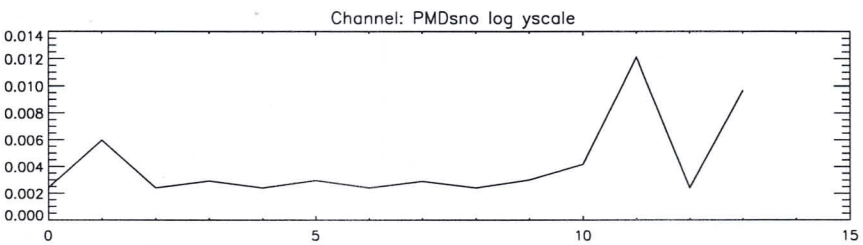
Channel: PMDsno log yscale

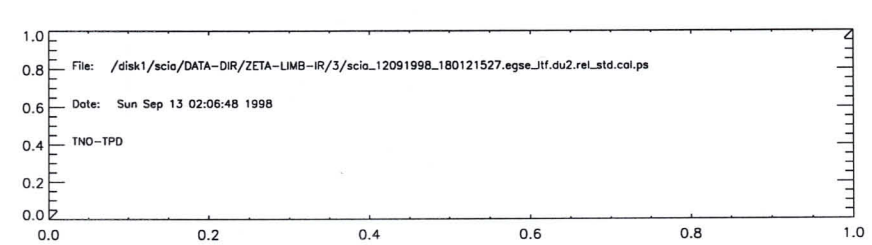
File: /disk1/scia/DATA-DIR/ZETA-LIMB-IR/3/scia_12091998_180121527.egse_ltf.du2.rel_std.cal.ps
Date: Sun Sep 13 02:06:48 1998
TNO-TPD

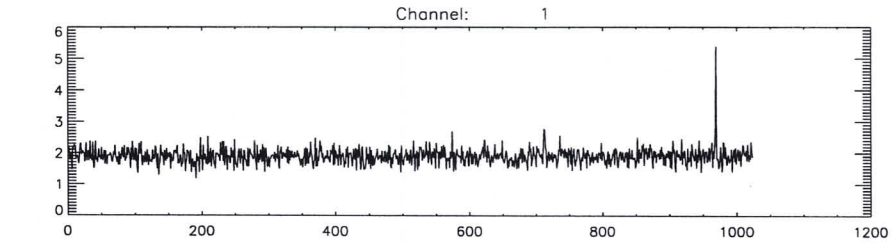
Channel: 1

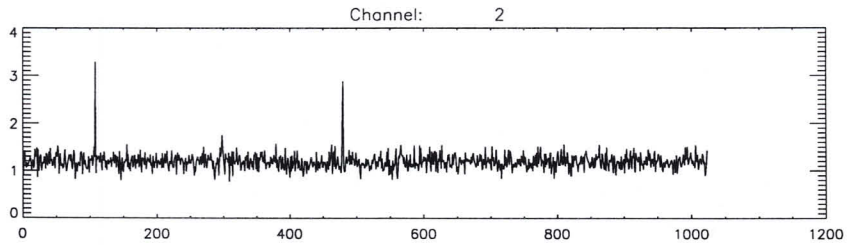
Channel: 2

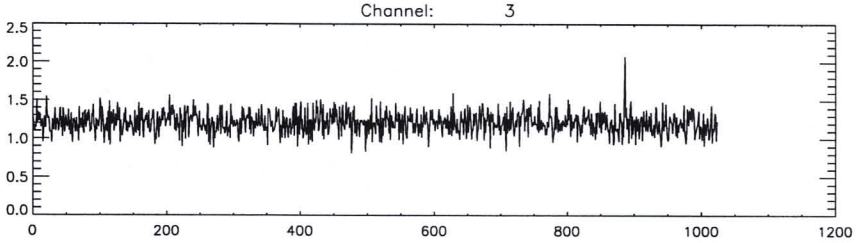
Channel: 3

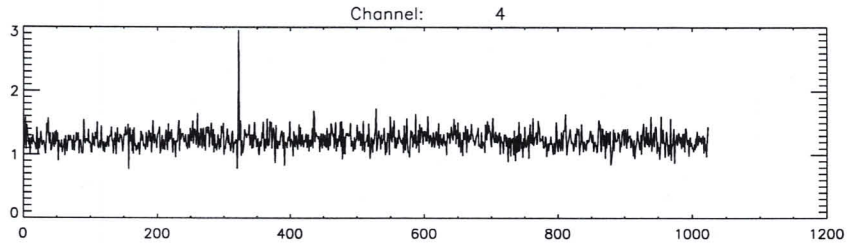
Channel: 4

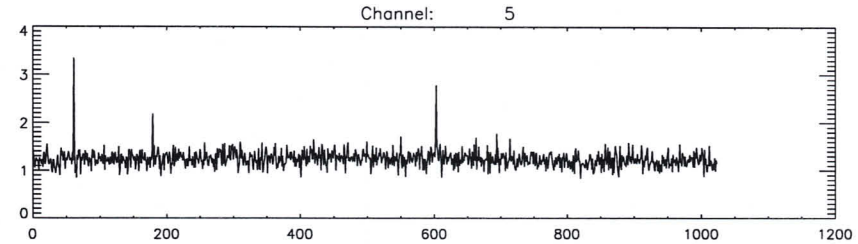
Channel: 5

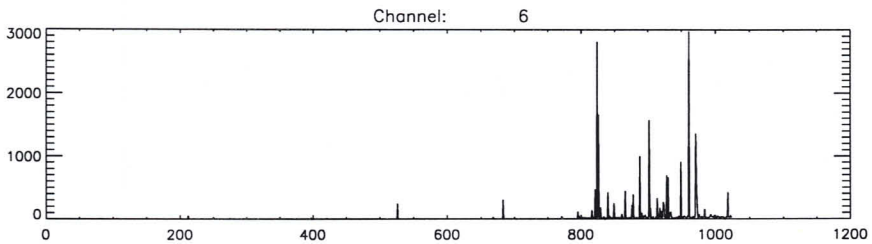
Channel: 6

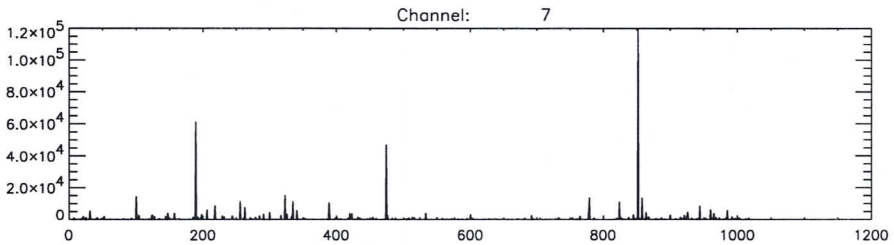
Channel: 7

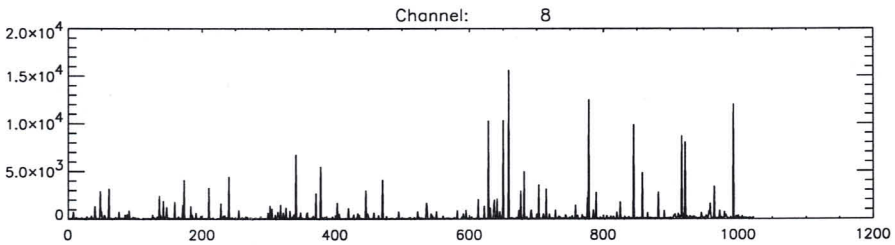
Channel: 8

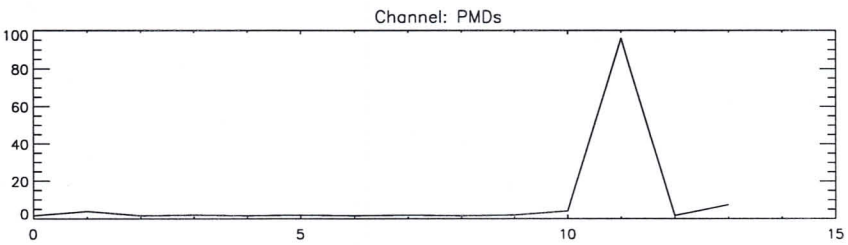
Channel: PMDs

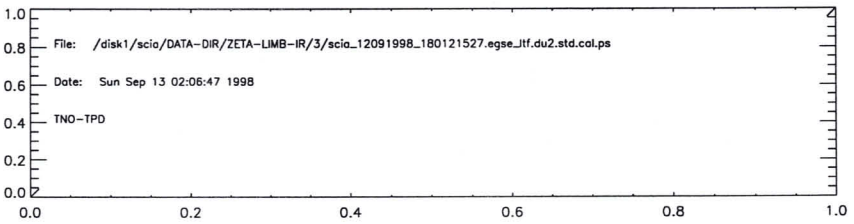
File: /disk1/scia/DATA-DIR/ZETA-LIMB-IR/3/scia_12091998_180121527.egse_itf.du2.std.cal.ps
Date: Sun Sep 13 02:06:47 1998
TNO-TPD

#####
#####
#####
#####
#####
User: scia6!scia
#####
Title: scia_12091998_180121527.egse_ltf.w4b1.avg.cal.ps
#####
scia6
#####
Printed: Sun 02:12 Sep 13, 1998
#####
Job number: hp6mp-523
#####
#####
#####
#####
#####

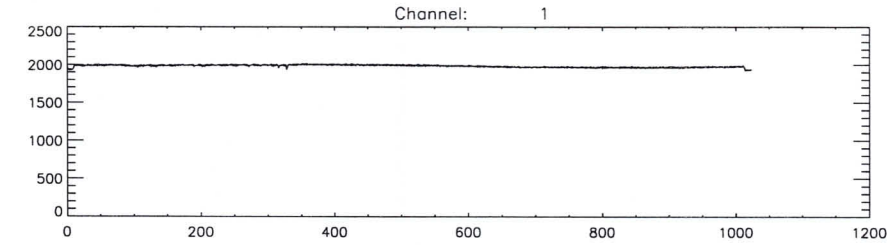
Channel: 1
2500
2000
1500
1000
500
0
0
200
400
600
800
1000
1200

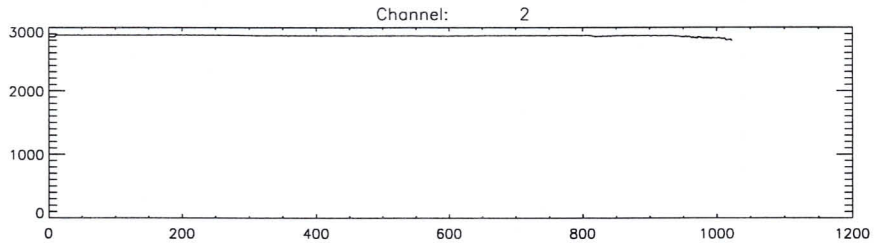
Channel: 2
3000
2000
1000
0
0
200
400
600
800
1000
1200

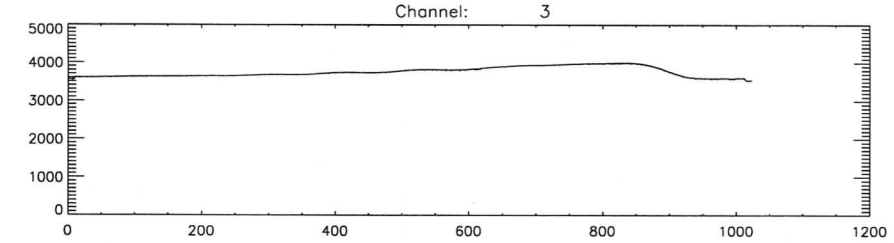
Channel: 3
5000
4000
3000
2000
1000
0
0
200
400
600
800
1000
1200

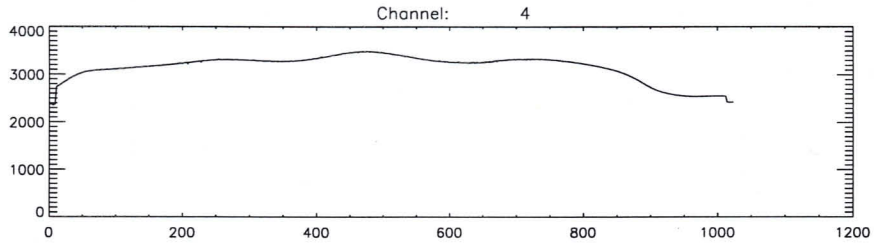
Channel: 4
4000
3000
2000
1000
0
0
200
400
600
800
1000
1200

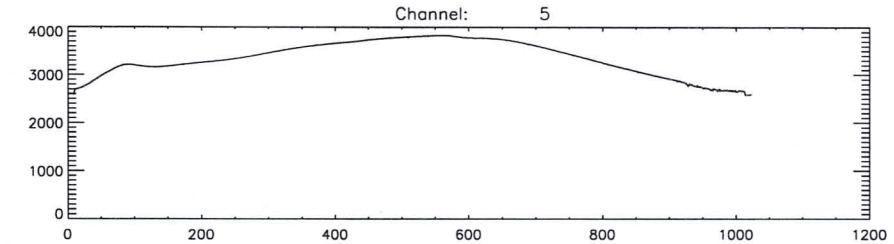
Channel: 5
4000
3000
2000
1000
0
0
200
400
600
800
1000
1200

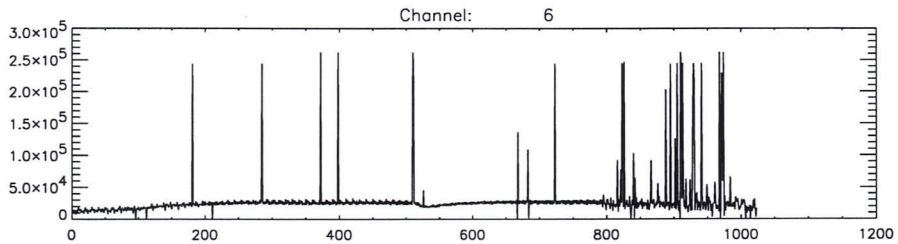
Channel: 6
3.0x10^5
2.5x10^5
2.0x10^5
1.5x10^5
1.0x10^5
5.0x10^4
0
0
200
400
600
800
1000
1200

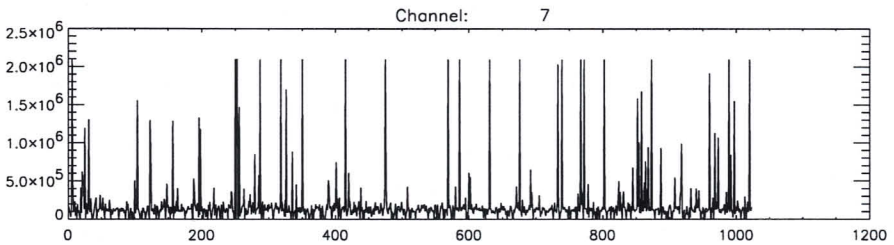
Channel: 7
2.5x10^6
2.0x10^6
1.5x10^6
1.0x10^6
5.0x10^5
0
0
200
400
600
800
1000
1200

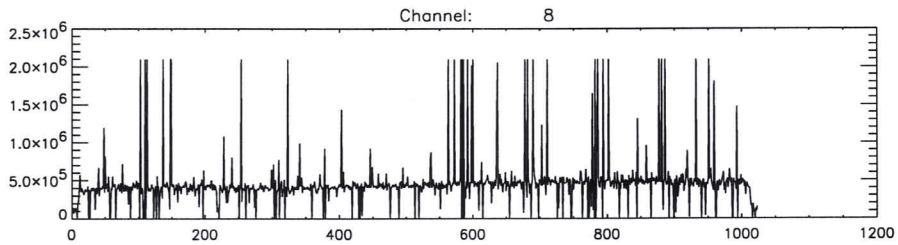
Channel: 8
2.5x10^6
2.0x10^6
1.5x10^6
1.0x10^6
5.0x10^5
0
0
200
400
600
800
1000
1200

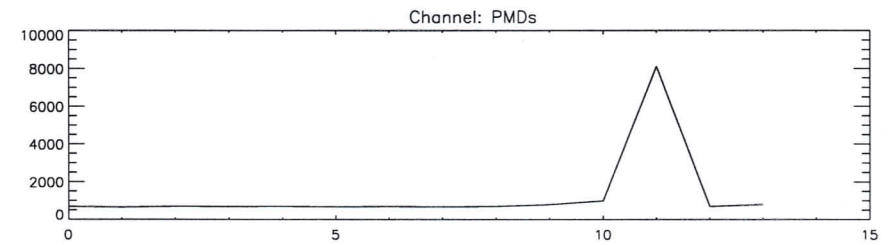
Channel: PMDs
10000
8000
6000
4000
2000
0
0
5
10
15

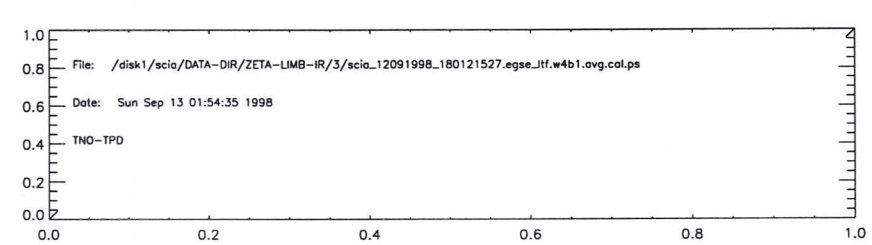
File: /disk1/scia/DATA-DIR/ZETA-LIMB-IR/3/scia_12091998_180121527.egse_ltf.w4b1.avg.cal.ps
Date: Sun Sep 13 01:54:35 1998
TNO-TPD
1.0
0.8
0.6
0.4
0.2
0.0
0.0
0.2
0.4
0.6
0.8
1.0

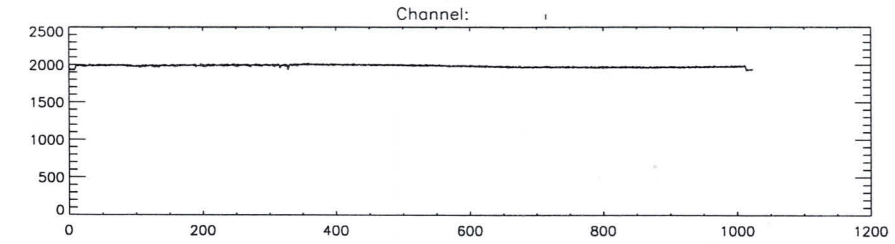
Channel:
2500
2000
1500
1000
500
0
0
200
400
600
800
1000
1200

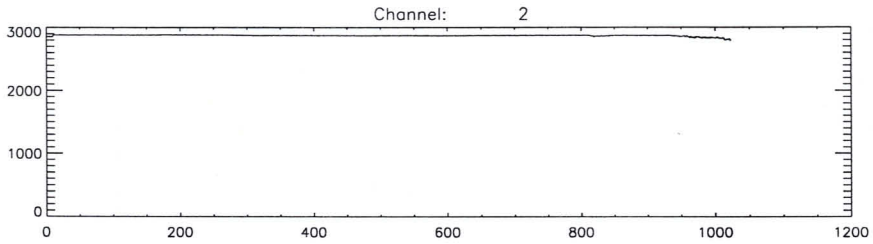
Channel: 2
3000
2000
1000
0
0
200
400
600
800
1000
1200

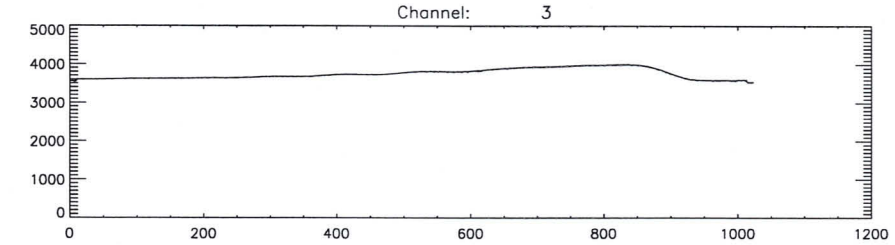
Channel: 3
5000
4000
3000
2000
1000
0
0
200
400
600
800
1000
1200

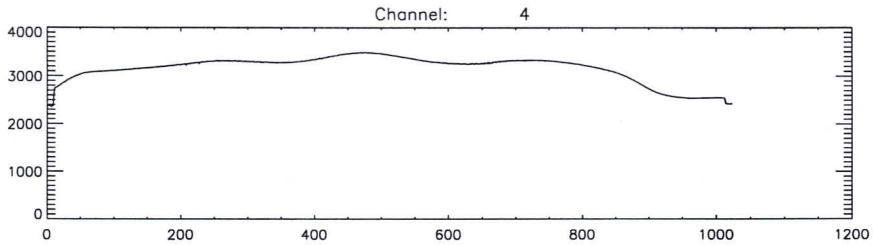
Channel: 4
4000
3000
2000
1000
0
0
200
400
600
800
1000
1200

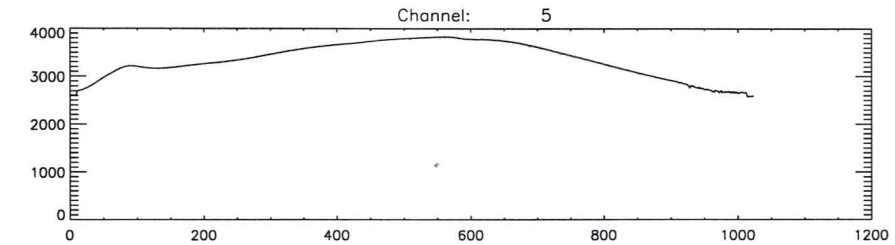
Channel: 5
4000
3000
2000
1000
0
0
200
400
600
800
1000
1200

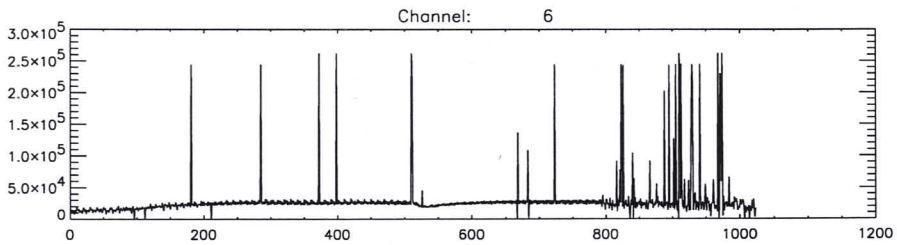
Channel: 6
3.0x10^5
2.5x10^5
2.0x10^5
1.5x10^5
1.0x10^5
5.0x10^4
0
0
200
400
600
800
1000
1200

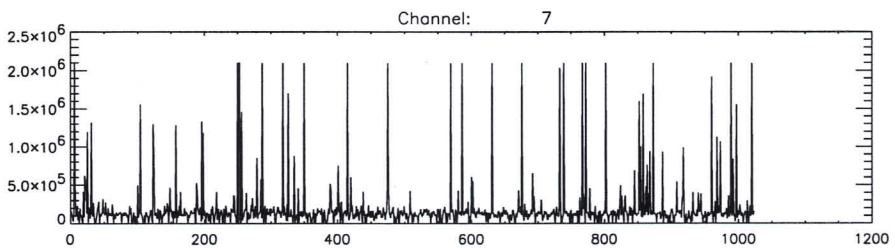
Channel: 7
2.5x10^6
2.0x10^6
1.5x10^6
1.0x10^6
5.0x10^5
0
0
200
400
600
800
1000
1200

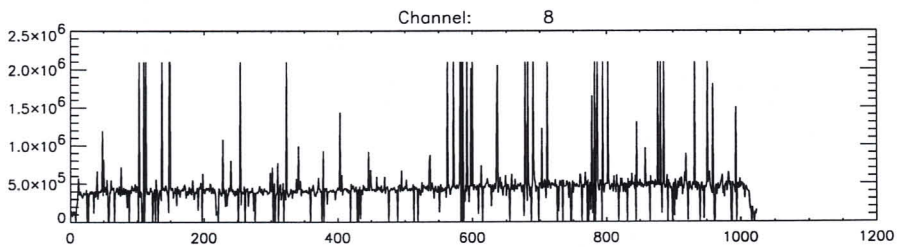
Channel: 8
2.5x10^6
2.0x10^6
1.5x10^6
1.0x10^6
5.0x10^5
0
0
200
400
600
800
1000
1200

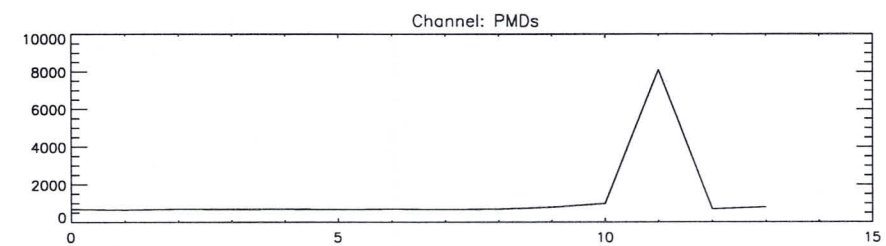
Channel: PMDs
10000
8000
6000
4000
2000
0
0
5
10
15

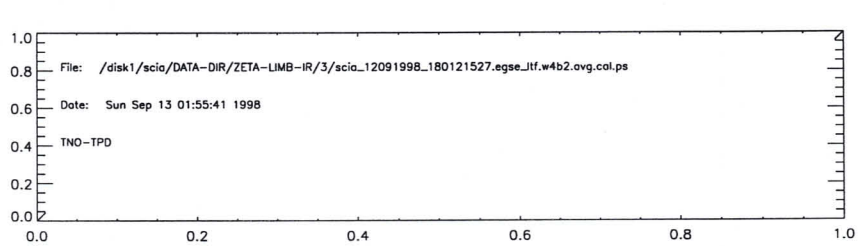
File: /disk1/scia/DATA-DIR/ZETA-LIMB-IR/3/scia_12091998_180121527.egse_ltf.w4b2.avg.cal.ps
Date: Sun Sep 13 01:55:41 1998
TNO-TPD
1.0
0.8
0.6
0.4
0.2
0.0
0.0
0.2
0.4
0.6
0.8
1.0

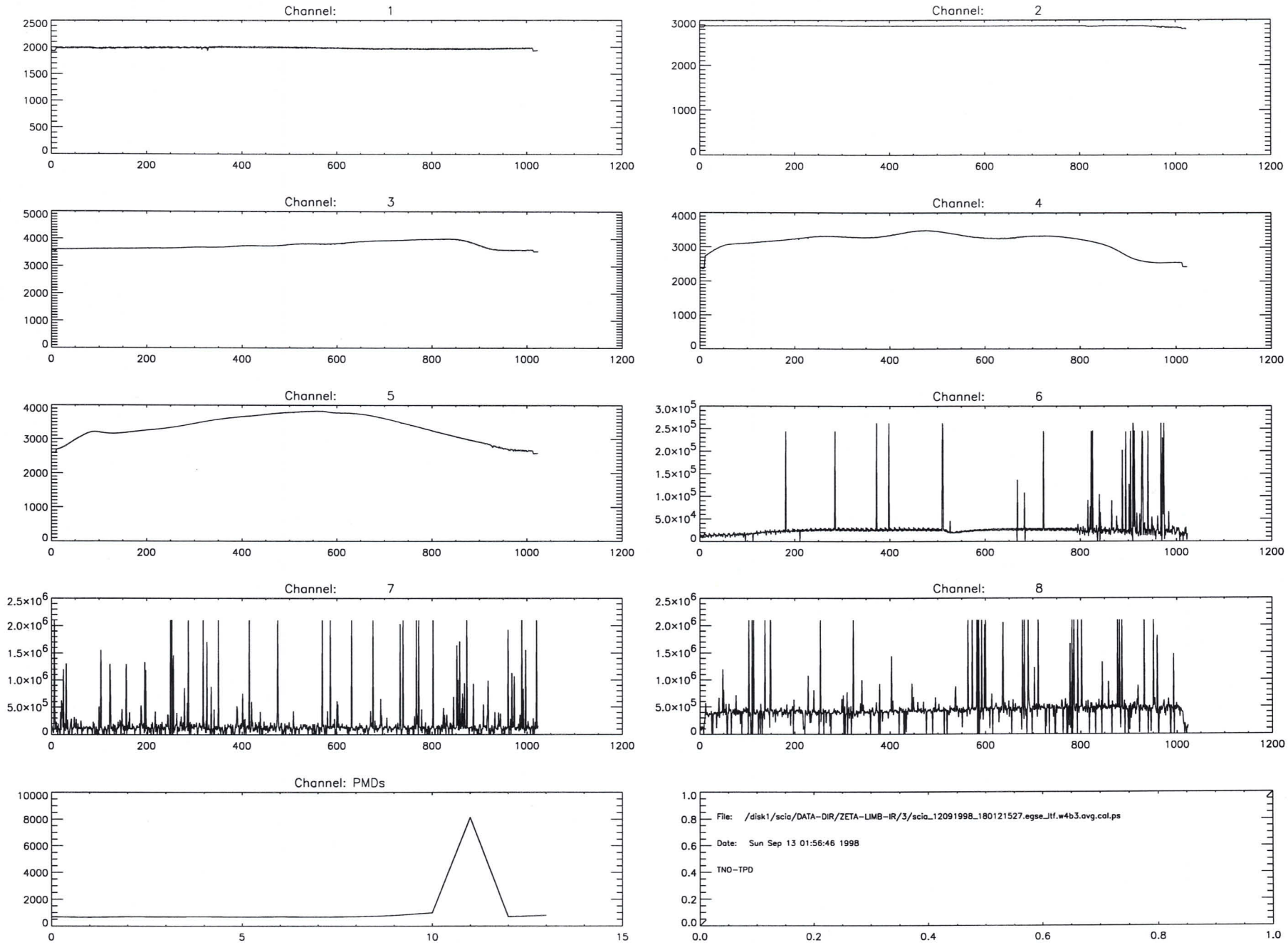
Channel: 1
Channel: 2
Channel: 3
Channel: 4
Channel: 5
Channel: 6
Channel: 7
Channel: 8
Channel: PMDs
File: /disk1/scia/DATA-DIR/ZETA-LIMB-IR/3/scia_12091998_180121527.egse_ltf.w4b3.avg.cal.ps
Date: Sun Sep 13 01:56:46 1998
TNO-TPD

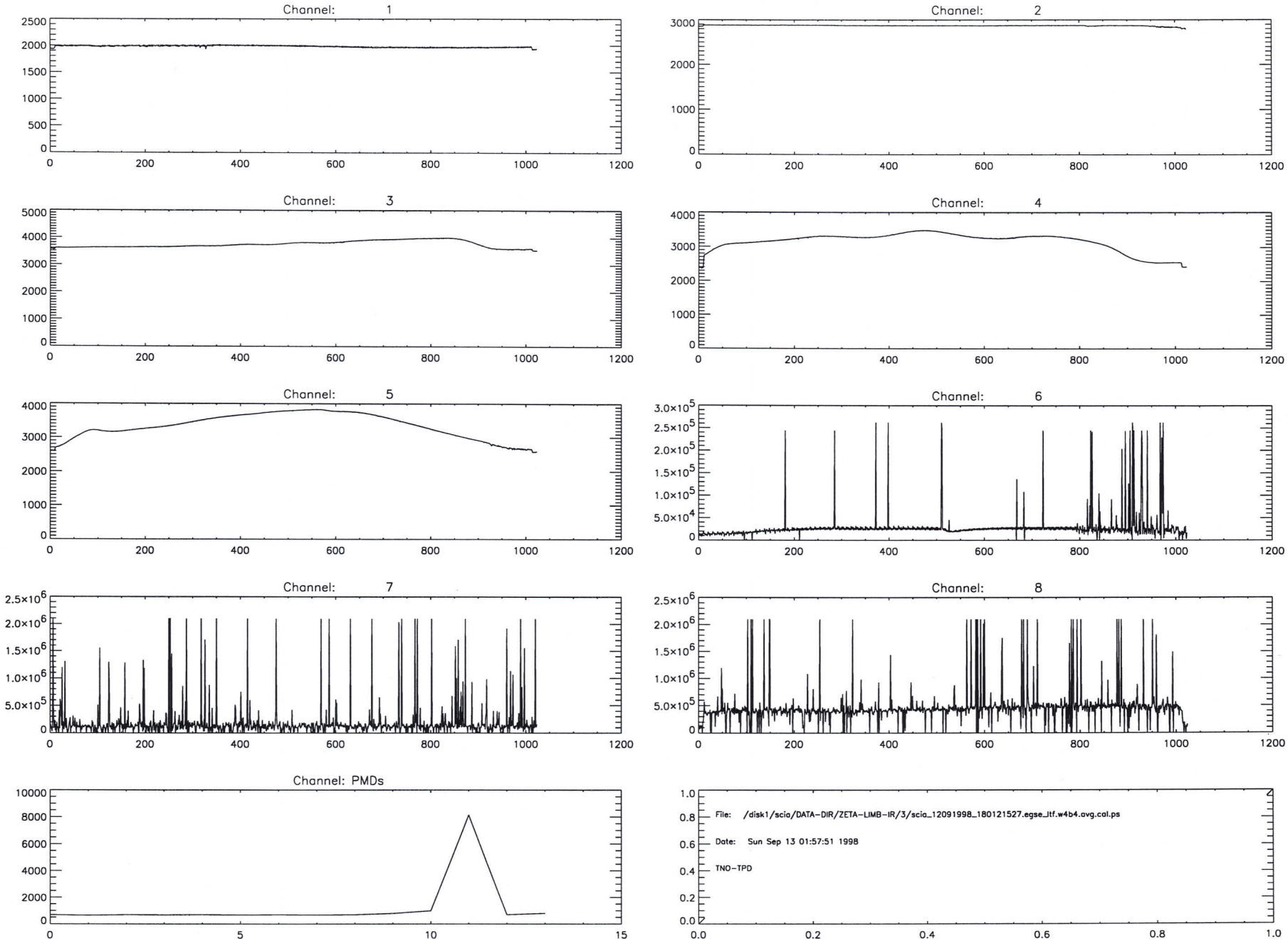
Channel: 1
Channel: 2
Channel: 3
Channel: 4
Channel: 5
Channel: 6
Channel: 7
Channel: 8
Channel: PMDs
File: /disk1/scia/DATA-DIR/ZETA-LIMB-IR/3/scia_12091998_180121527.egse_ltf.w4b4.avg.cal.ps
Date: Sun Sep 13 01:57:51 1998
TNO-TPD

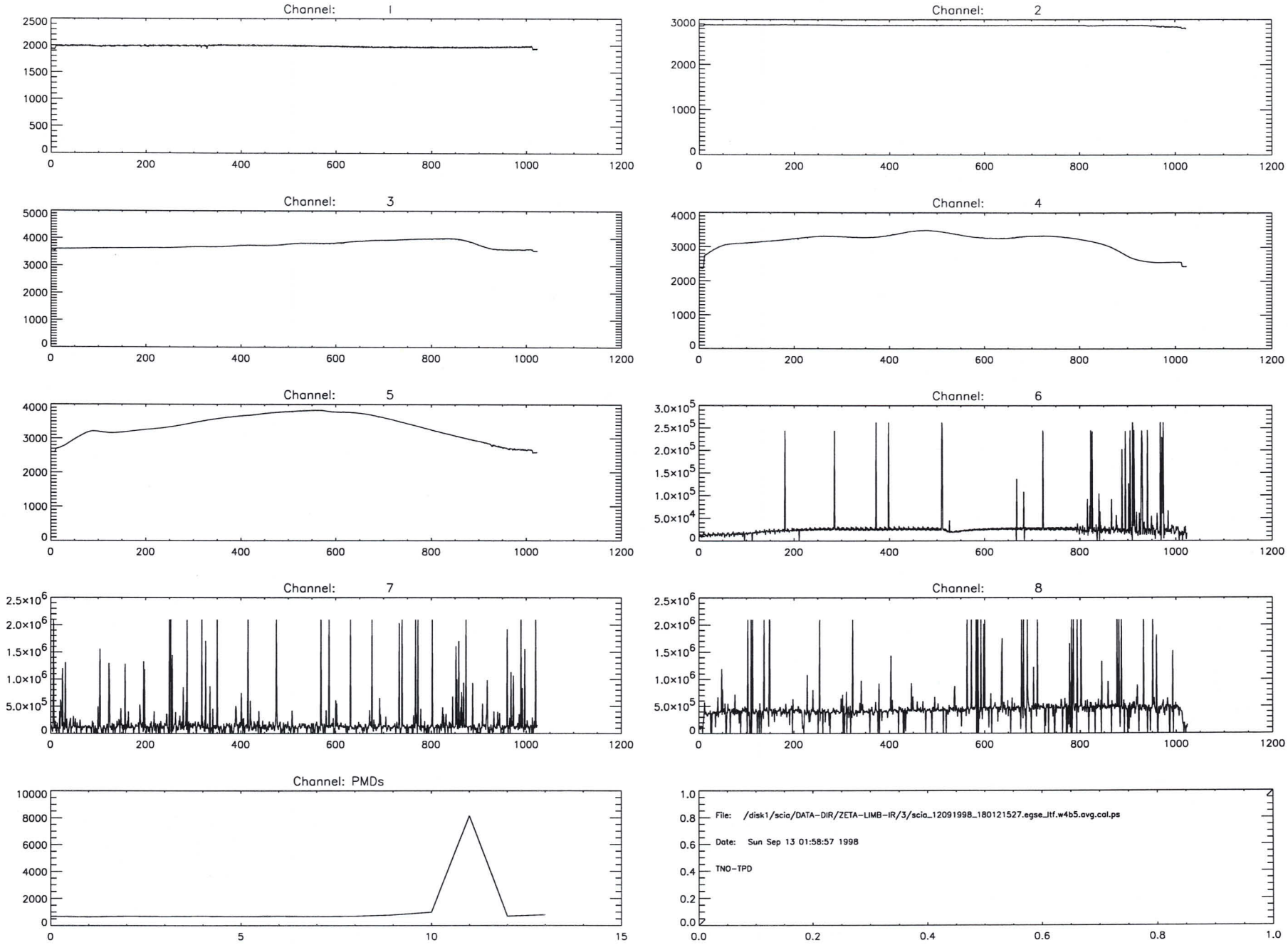
Channel: 1
Channel: 2
Channel: 3
Channel: 4
Channel: 5
Channel: 6
Channel: 7
Channel: 8
Channel: PMDs
File: /disk1/scia/DATA-DIR/ZETA-LIMB-IR/3/scia_12091998_180121527.egse_itf.w4b5.avg.cal.ps
Date: Sun Sep 13 01:58:57 1998
TNO-TPD

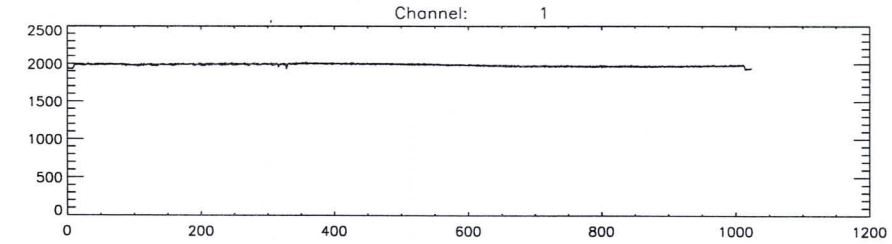
Channel: 1
2500
2000
1500
1000
500
0
0
200
400
600
800
1000
1200

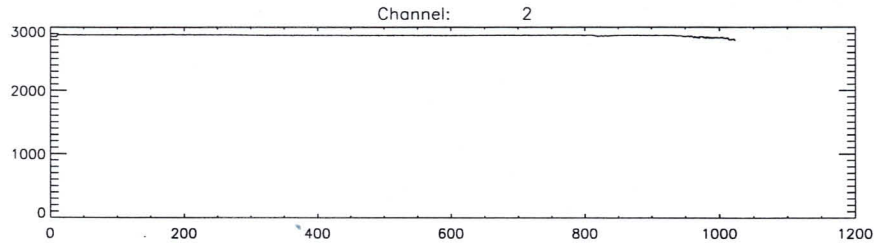
Channel: 2
3000
2000
1000
0
0
200
400
600
800
1000
1200

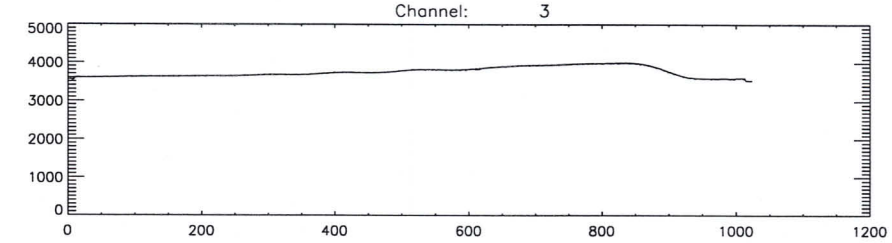
Channel: 3
5000
4000
3000
2000
1000
0
0
200
400
600
800
1000
1200

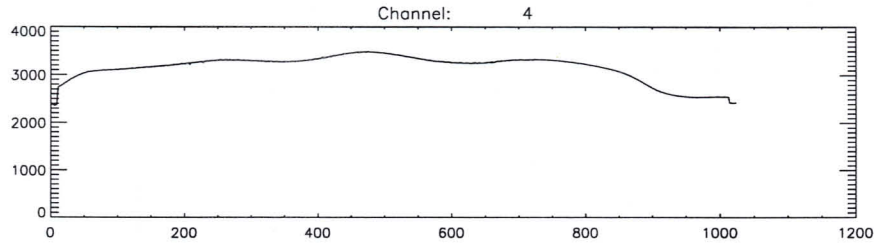
Channel: 4
4000
3000
2000
1000
0
0
200
400
600
800
1000
1200

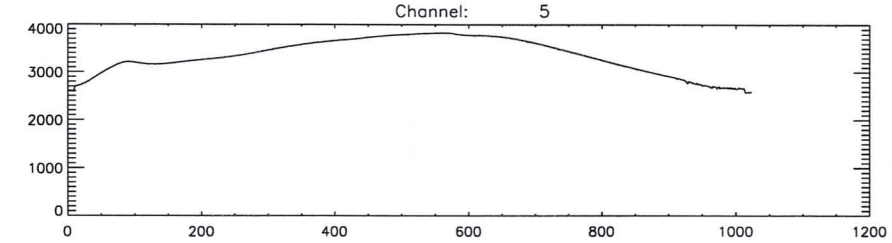
Channel: 5
4000
3000
2000
1000
0
0
200
400
600
800
1000
1200

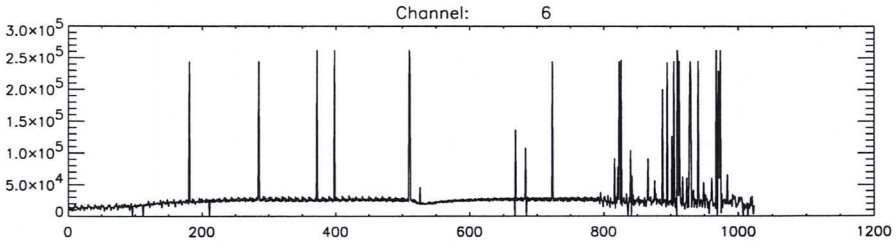
Channel: 6
3.0x10^5
2.5x10^5
2.0x10^5
1.5x10^5
1.0x10^5
5.0x10^4
0
0
200
400
600
800
1000
1200

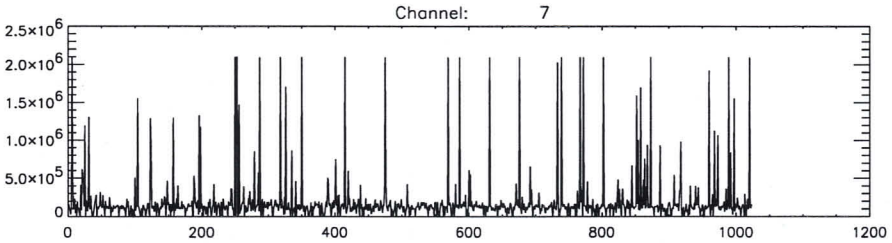
Channel: 7
2.5x10^6
2.0x10^6
1.5x10^6
1.0x10^6
5.0x10^5
0
0
200
400
600
800
1000
1200

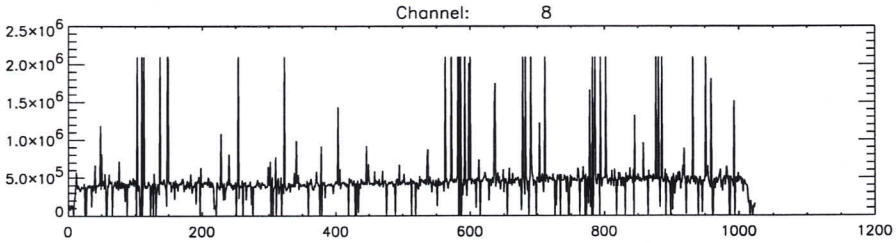
Channel: 8
2.5x10^6
2.0x10^6
1.5x10^6
1.0x10^6
5.0x10^5
0
0
200
400
600
800
1000
1200

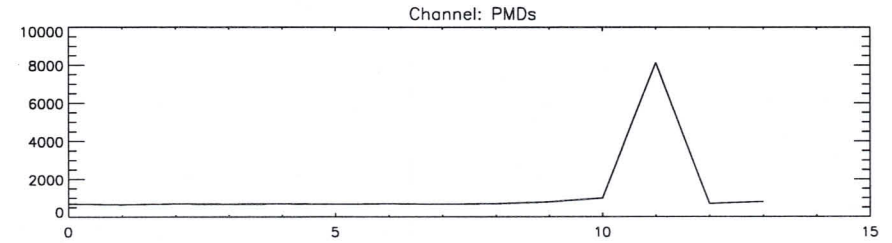
Channel: PMDs
10000
8000
6000
4000
2000
0
0
5
10
15

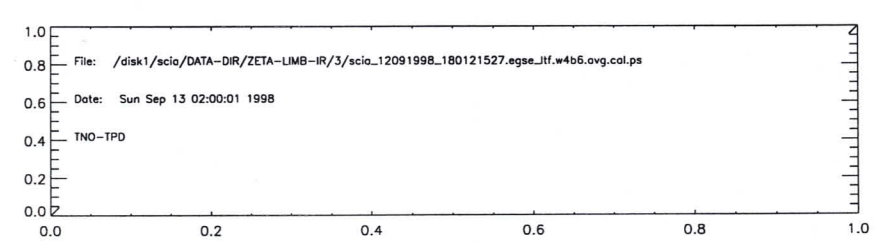
File: /disk1/scia/DATA-DIR/ZETA-LIMB-IR/3/scia_12091998_180121527.egse_itf.w4b6.avg.cal.ps
Date: Sun Sep 13 02:00:01 1998
TNO-TPD
1.0
0.8
0.6
0.4
0.2
0.0
0.0
0.2
0.4
0.6
0.8
1.0

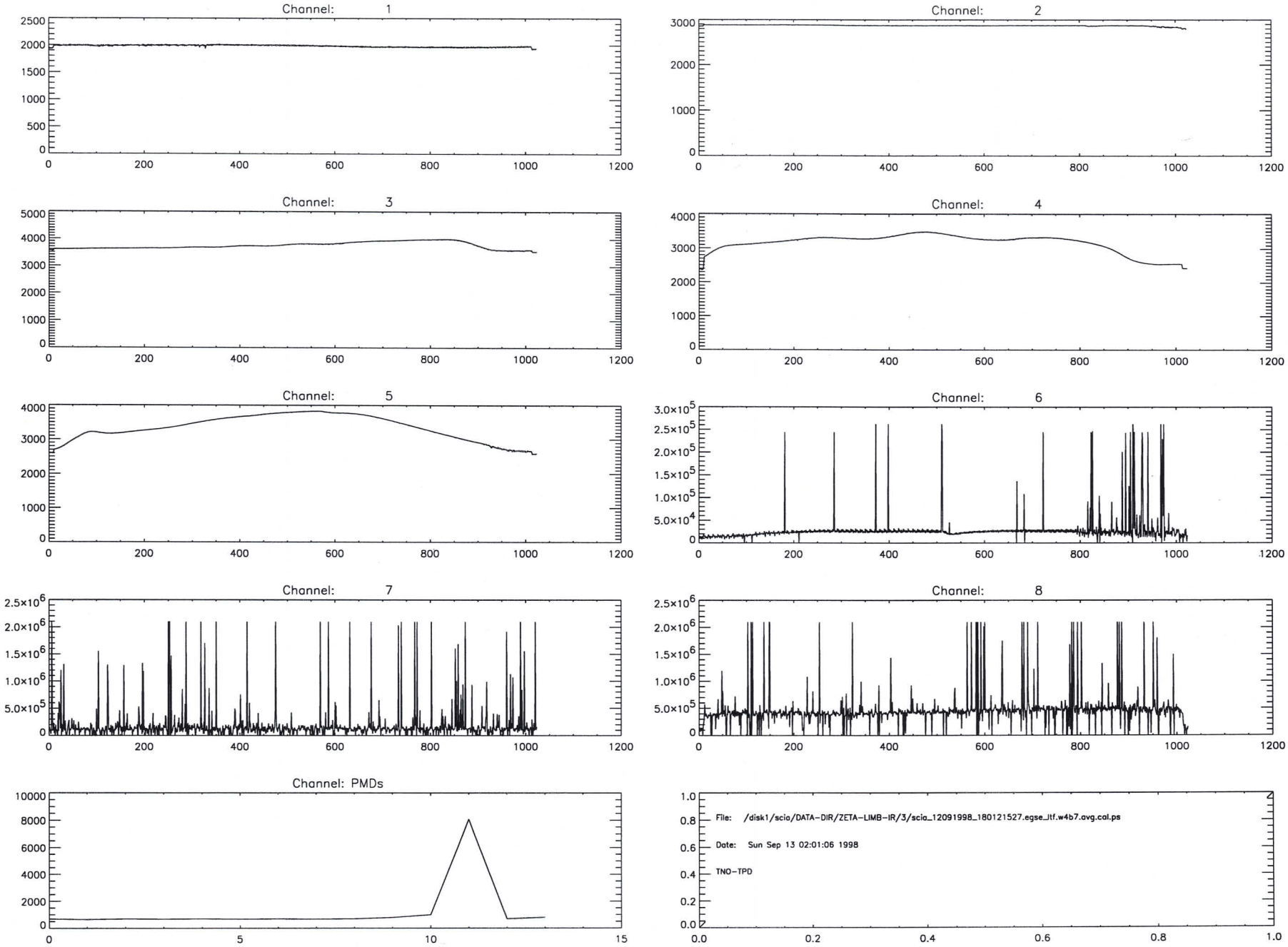
Channel: 1
Channel: 2
Channel: 3
Channel: 4
Channel: 5
Channel: 6
Channel: 7
Channel: 8
Channel: PMDs
File: /disk1/scia/DATA-DIR/ZETA-LIMB-IR/3/scia_12091998_180121527.egse_Itf.w4b7.avg.cal.ps
Date: Sun Sep 13 02:01:06 1998
TNO-TPD

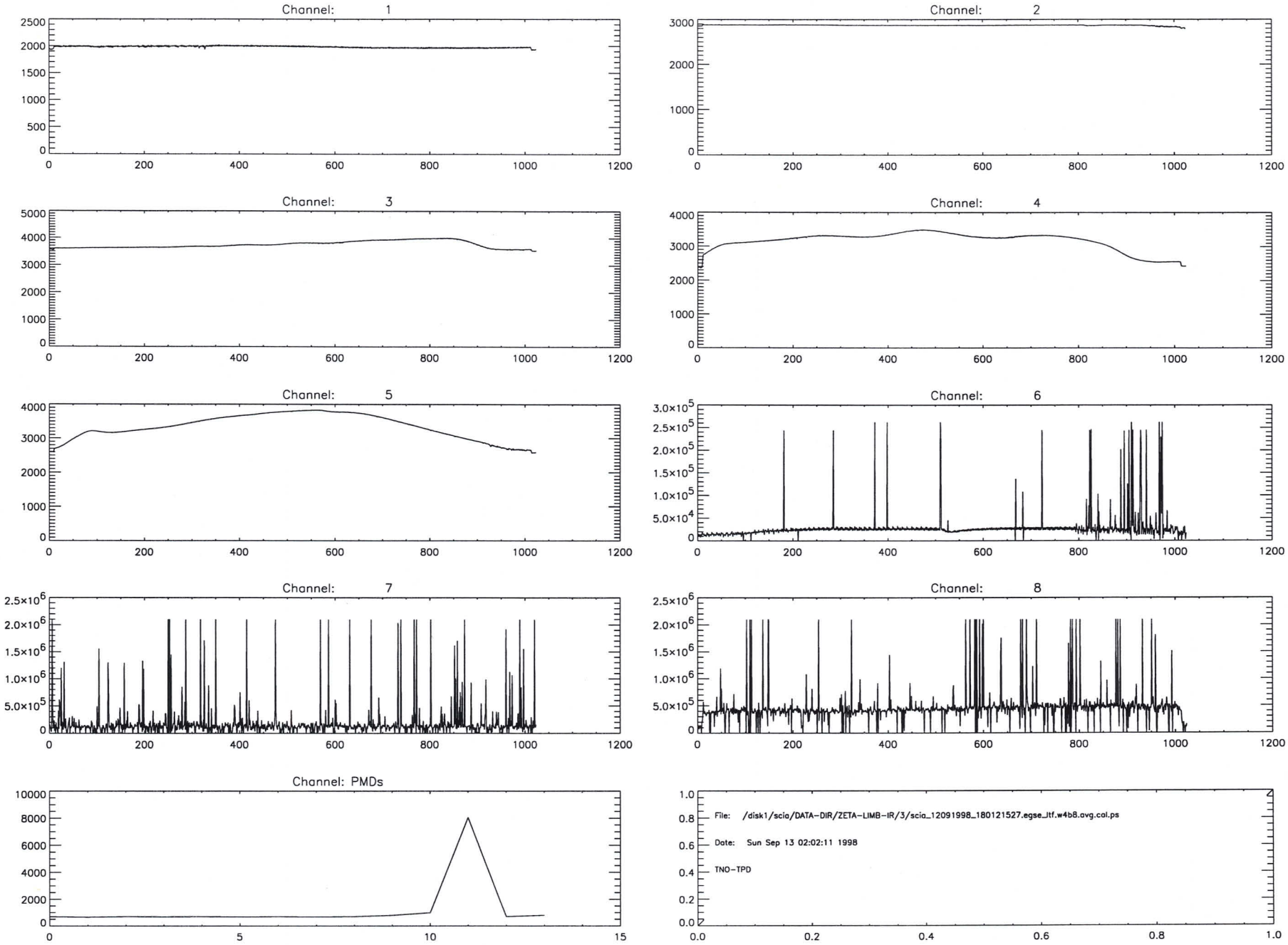
Channel: 1
Channel: 2
Channel: 3
Channel: 4
Channel: 5
Channel: 6
Channel: 7
Channel: 8
Channel: PMDs
File: /disk1/scia/DATA-DIR/ZETA-LIMB-IR/3/scia_12091998_180121527.egse_ltf.w4b8.avg.cal.ps
Date: Sun Sep 13 02:02:11 1998
TNO-TPD

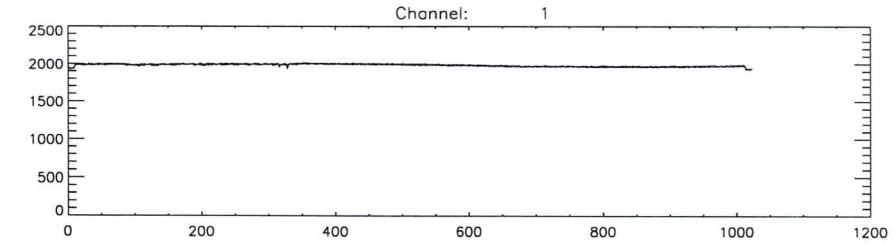
Channel: 1
2500
2000
1500
1000
500
0
0
200
400
600
800
1000
1200

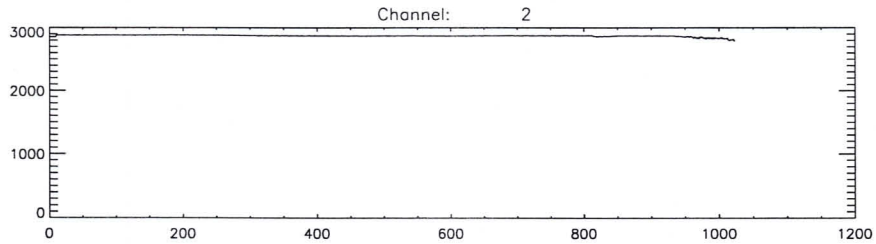
Channel: 2
3000
2000
1000
0
0
200
400
600
800
1000
1200

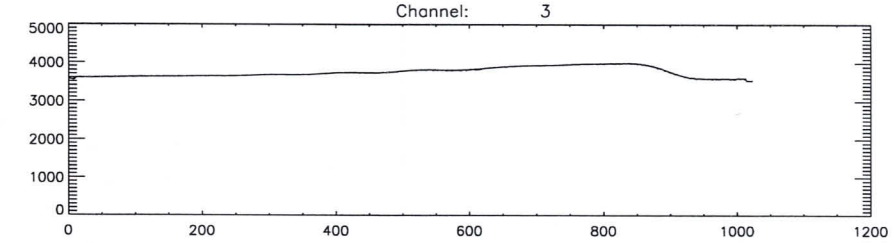
Channel: 3
5000
4000
3000
2000
1000
0
0
200
400
600
800
1000
1200

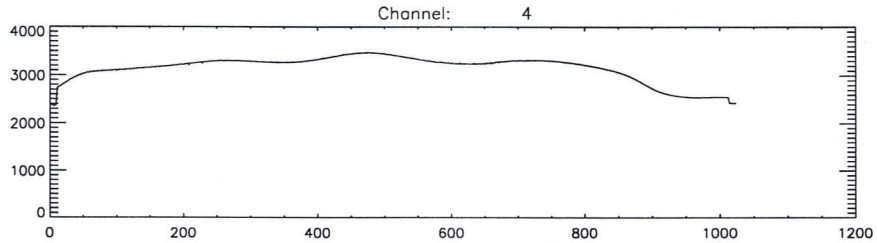
Channel: 4
4000
3000
2000
1000
0
0
200
400
600
800
1000
1200

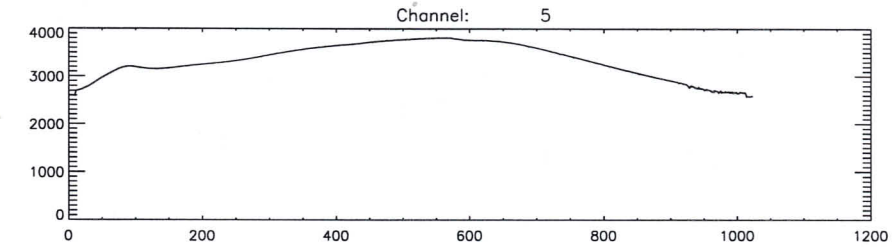
Channel: 5
4000
3000
2000
1000
0
0
200
400
600
800
1000
1200

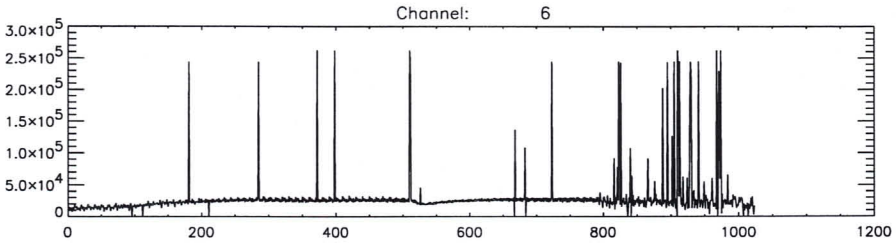
Channel: 6
3.0x10^5
2.5x10^5
2.0x10^5
1.5x10^5
1.0x10^5
5.0x10^4
0
0
200
400
600
800
1000
1200

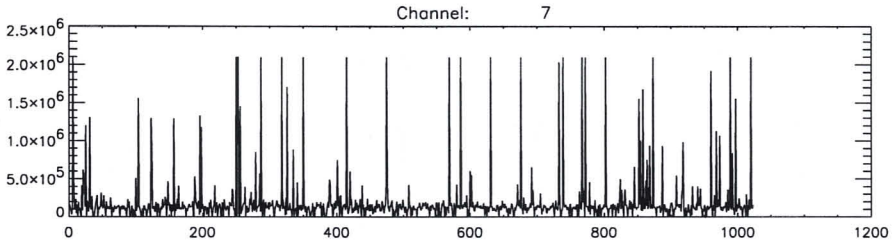
Channel: 7
2.5x10^6
2.0x10^6
1.5x10^6
1.0x10^6
5.0x10^5
0
0
200
400
600
800
1000
1200

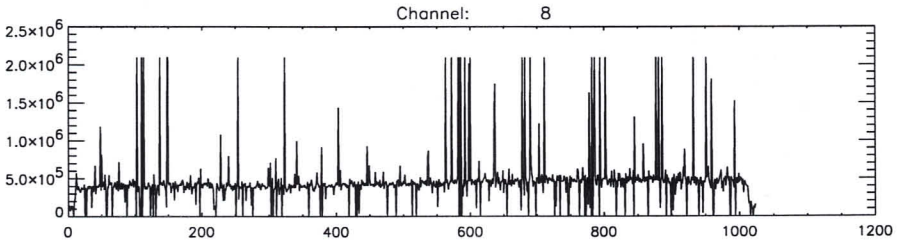
Channel: 8
2.5x10^6
2.0x10^6
1.5x10^6
1.0x10^6
5.0x10^5
0
0
200
400
600
800
1000
1200

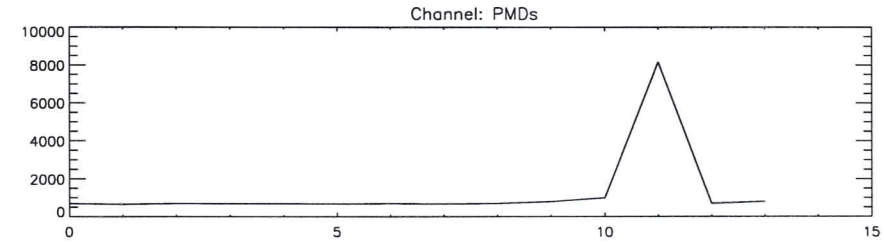
Channel: PMDs
10000
8000
6000
4000
2000
0
0
5
10
15

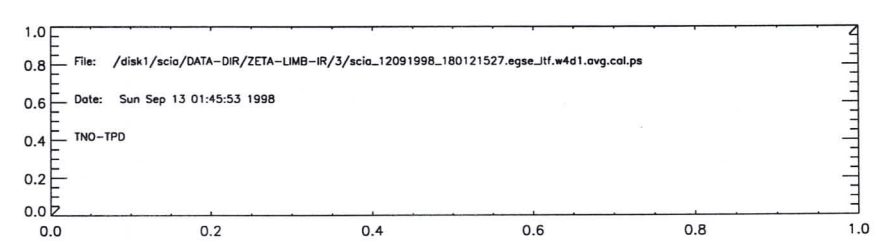
File: /disk1/scia/DATA-DIR/ZETA-LIMB-IR/3/scia_12091998_180121527.egse_itf.w4d1.avg.cal.ps
Date: Sun Sep 13 01:45:53 1998
TNO-TPD
1.0
0.8
0.6
0.4
0.2
0.0
0.0
0.2
0.4
0.6
0.8
1.0

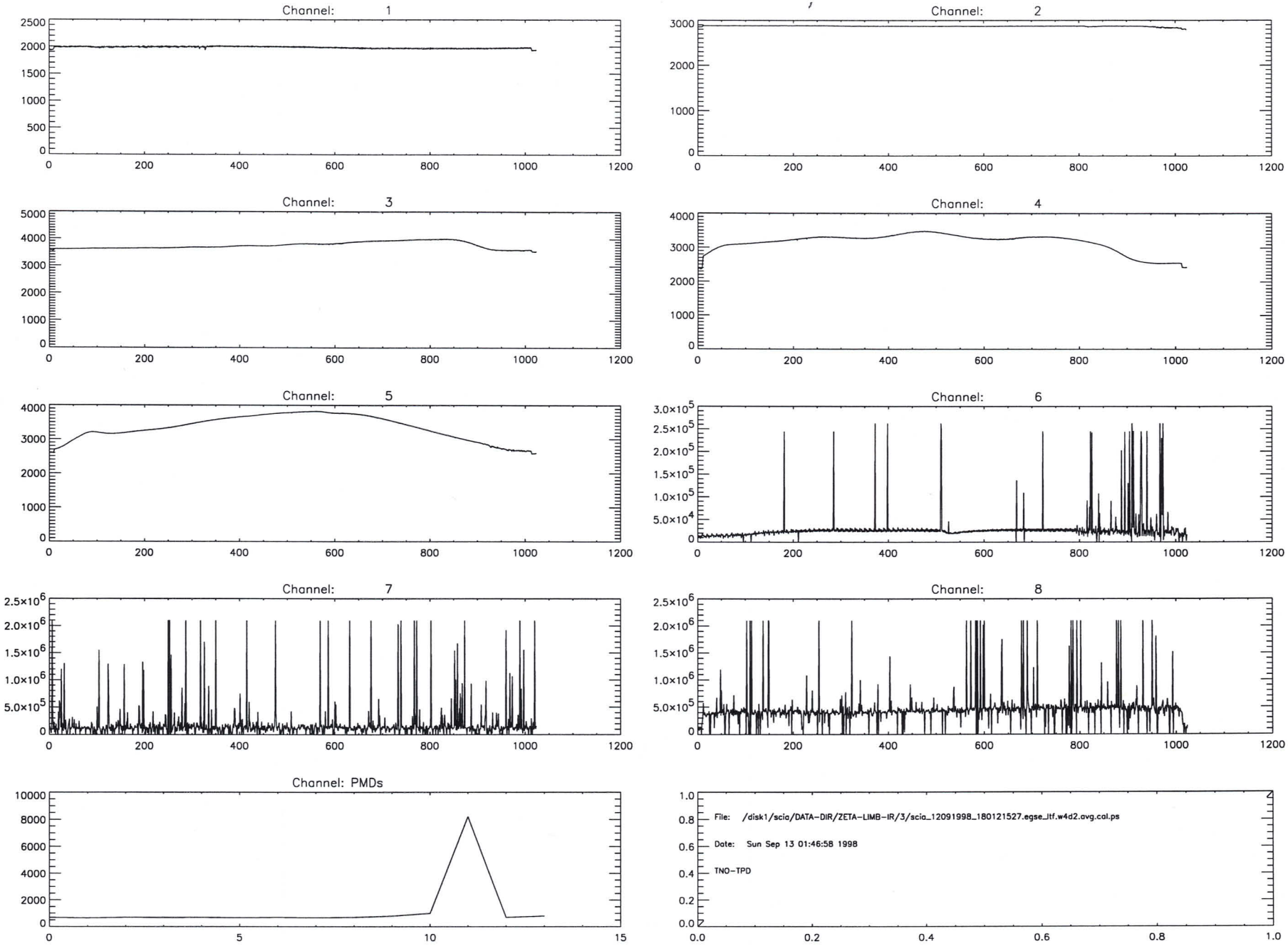
Channel: 1
Channel: 2
Channel: 3
Channel: 4
Channel: 5
Channel: 6
Channel: 7
Channel: 8
Channel: PMDs
File: /disk1/scia/DATA-DIR/ZETA-LIMB-IR/3/scia_12091998_180121527.egse_itf.w4d2.avg.cal.ps
Date: Sun Sep 13 01:46:58 1998
TNO-TPD

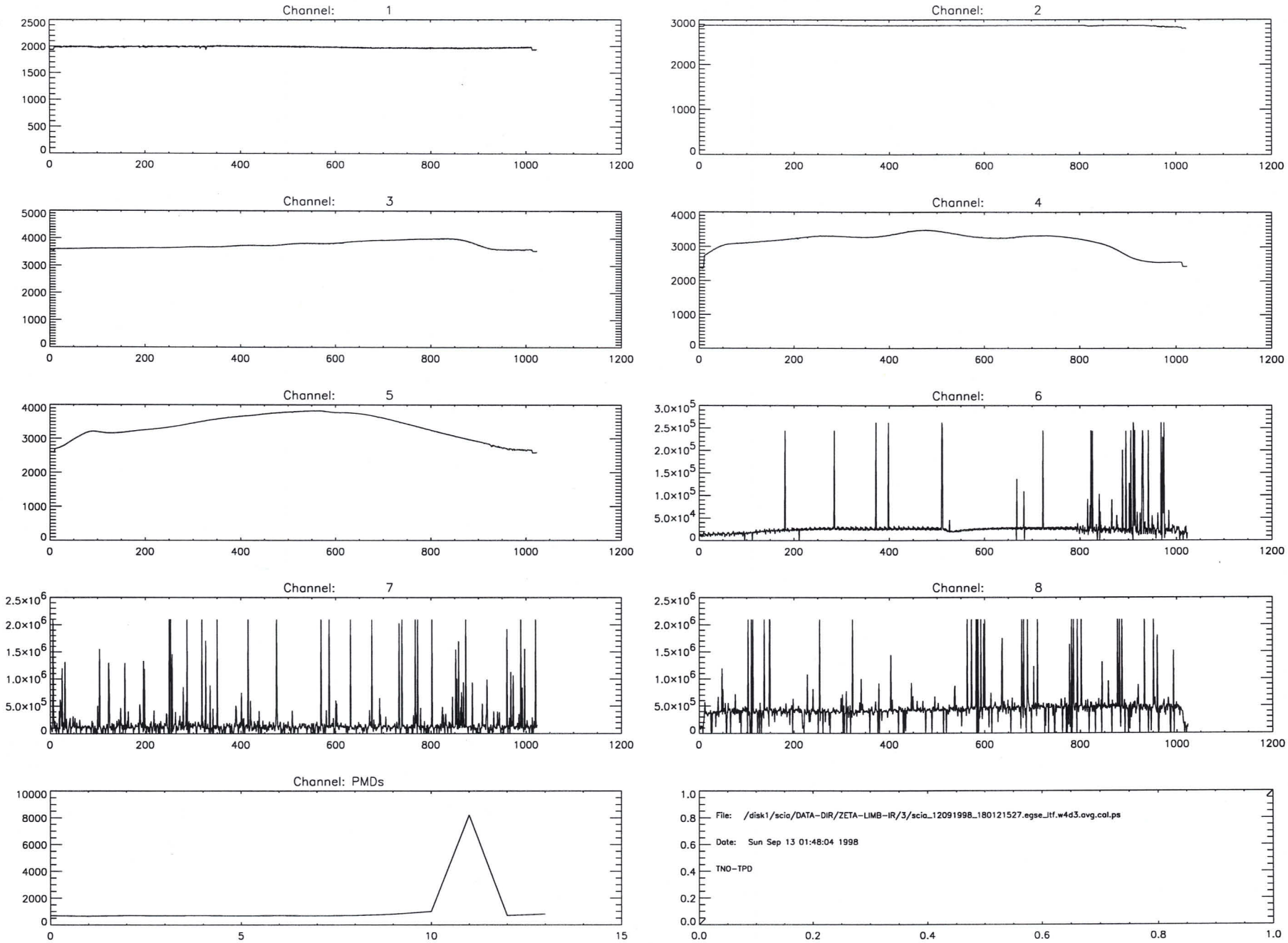
Channel: 1
Channel: 2
Channel: 3
Channel: 4
Channel: 5
Channel: 6
Channel: 7
Channel: 8
Channel: PMDs
File: /disk1/scia/DATA-DIR/ZETA-LIMB-IR/3/scia_12091998_180121527.egse_itf.w4d3.avg.cal.ps
Date: Sun Sep 13 01:48:04 1998
TNO-TPD

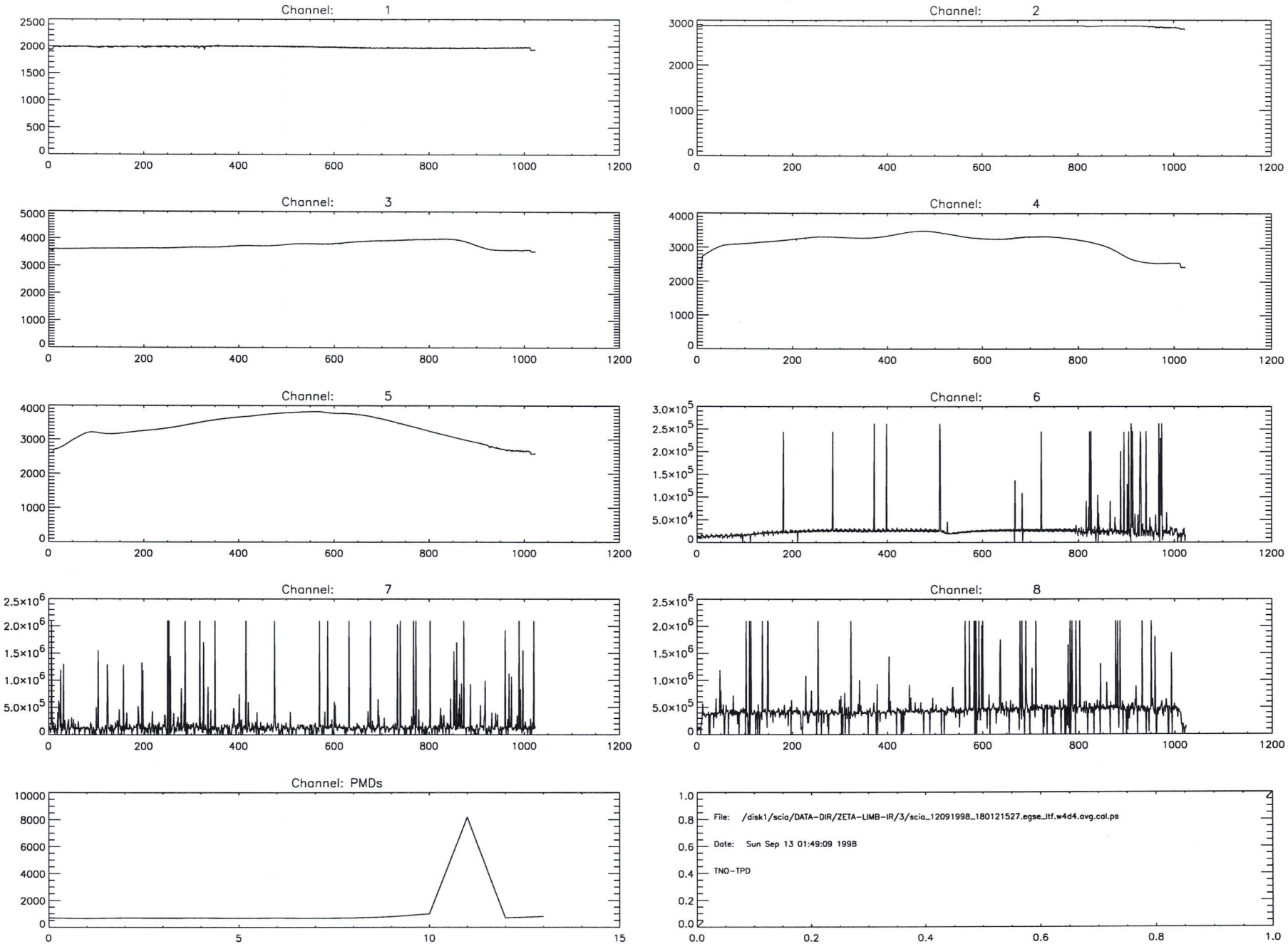
Channel: 1
Channel: 2
Channel: 3
Channel: 4
Channel: 5
Channel: 6
Channel: 7
Channel: 8
Channel: PMDs
File: /disk1/scia/DATA-DIR/ZETA-LIMB-IR/3/scia_12091998_180121527.egse_ltf.w4d4.avg.cal.ps
Date: Sun Sep 13 01:49:09 1998
TNO-TPD

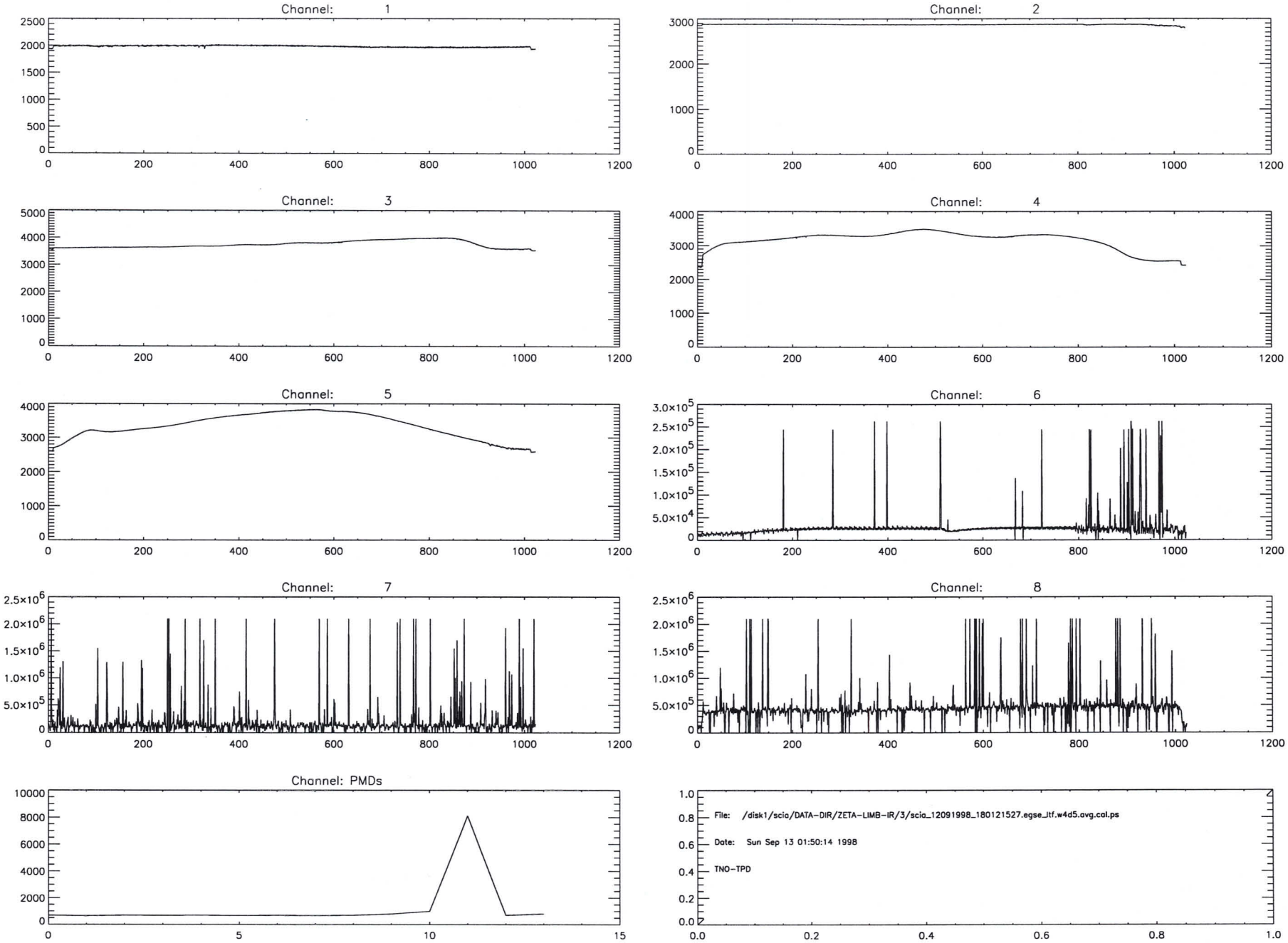
Channel: 1
Channel: 2
Channel: 3
Channel: 4
Channel: 5
Channel: 6
Channel: 7
Channel: 8
Channel: PMDs
File: /disk1/scia/DATA-DIR/ZETA-LIMB-IR/3/scia_12091998_180121527.egse_itf.w4d5.avg.cal.ps
Date: Sun Sep 13 01:50:14 1998
TNO-TPD

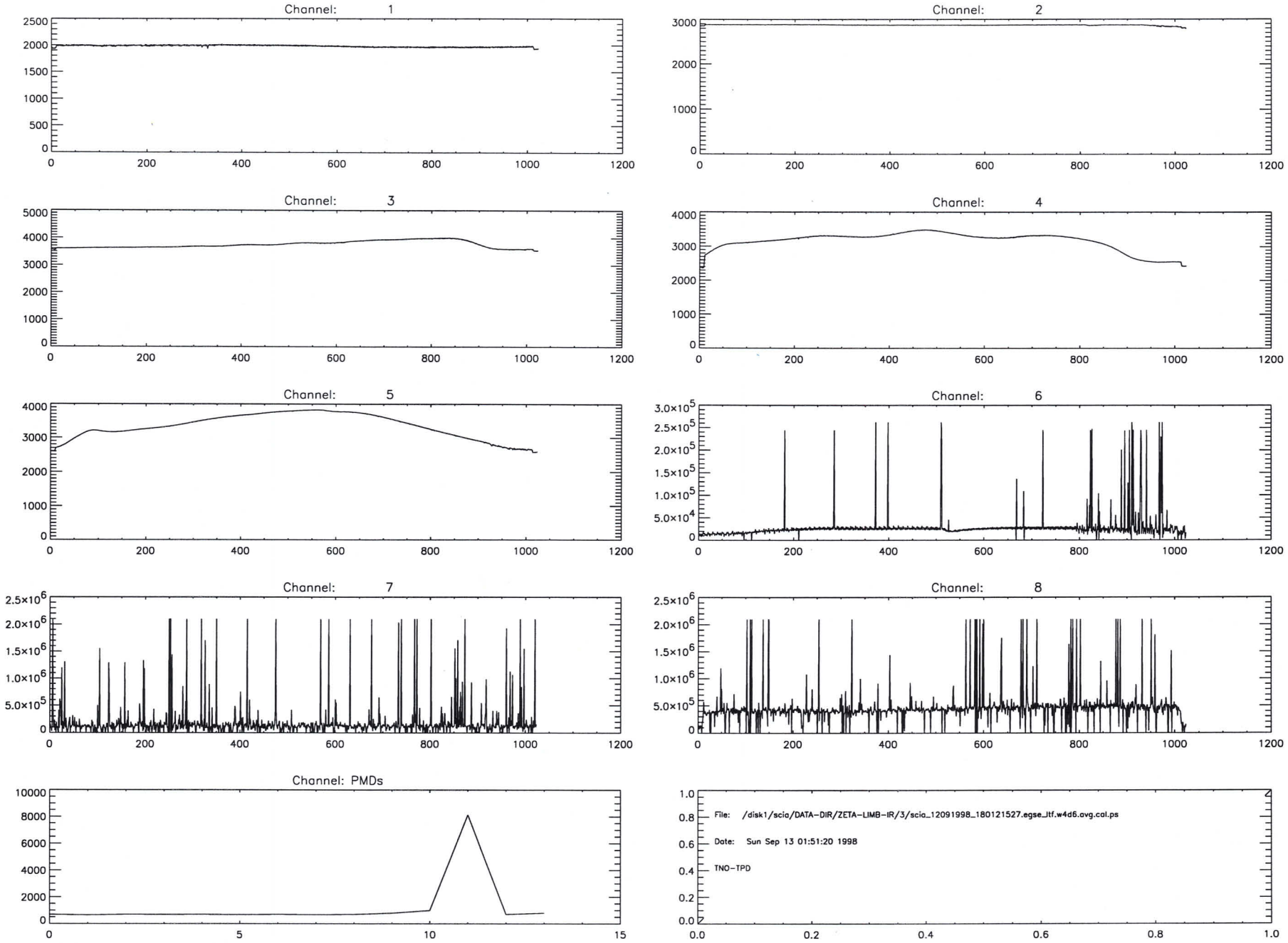
Channel: 1
Channel: 2
Channel: 3
Channel: 4
Channel: 5
Channel: 6
Channel: 7
Channel: 8
Channel: PMDs
File: /disk1/scia/DATA-DIR/ZETA-LIMB-IR/3/scia_12091998_180121527.egse_ltf.w4d6.avg.cal.ps
Date: Sun Sep 13 01:51:20 1998
TNO-TPD

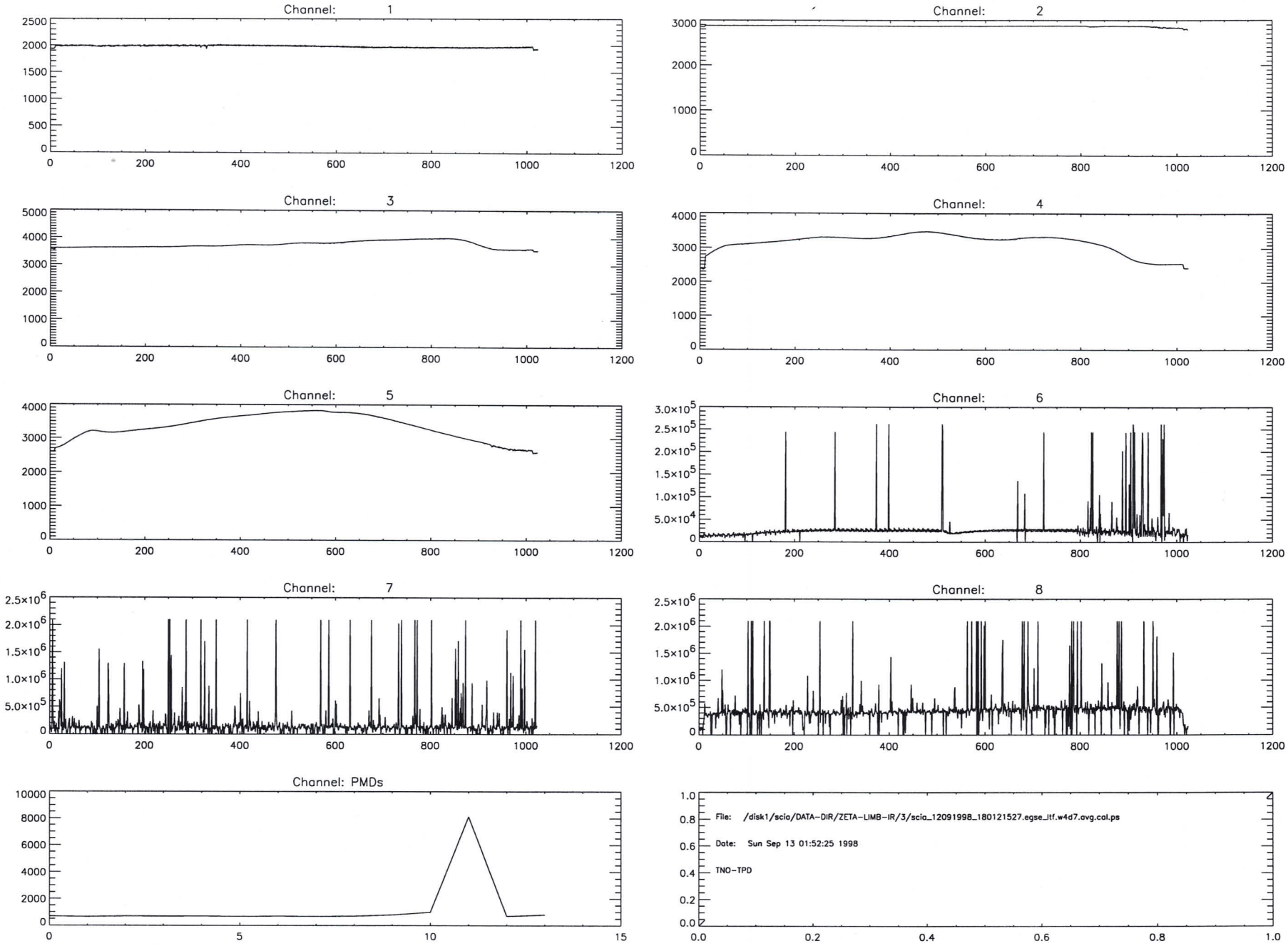
Channel: 1
Channel: 2
Channel: 3
Channel: 4
Channel: 5
Channel: 6
Channel: 7
Channel: 8
Channel: PMDs
File: /disk1/scia/DATA-DIR/ZETA-LIMB-IR/3/scia_12091998_180121527.egse_itf.w4d7.avg.cal.ps
Date: Sun Sep 13 01:52:25 1998
TNO-TPD

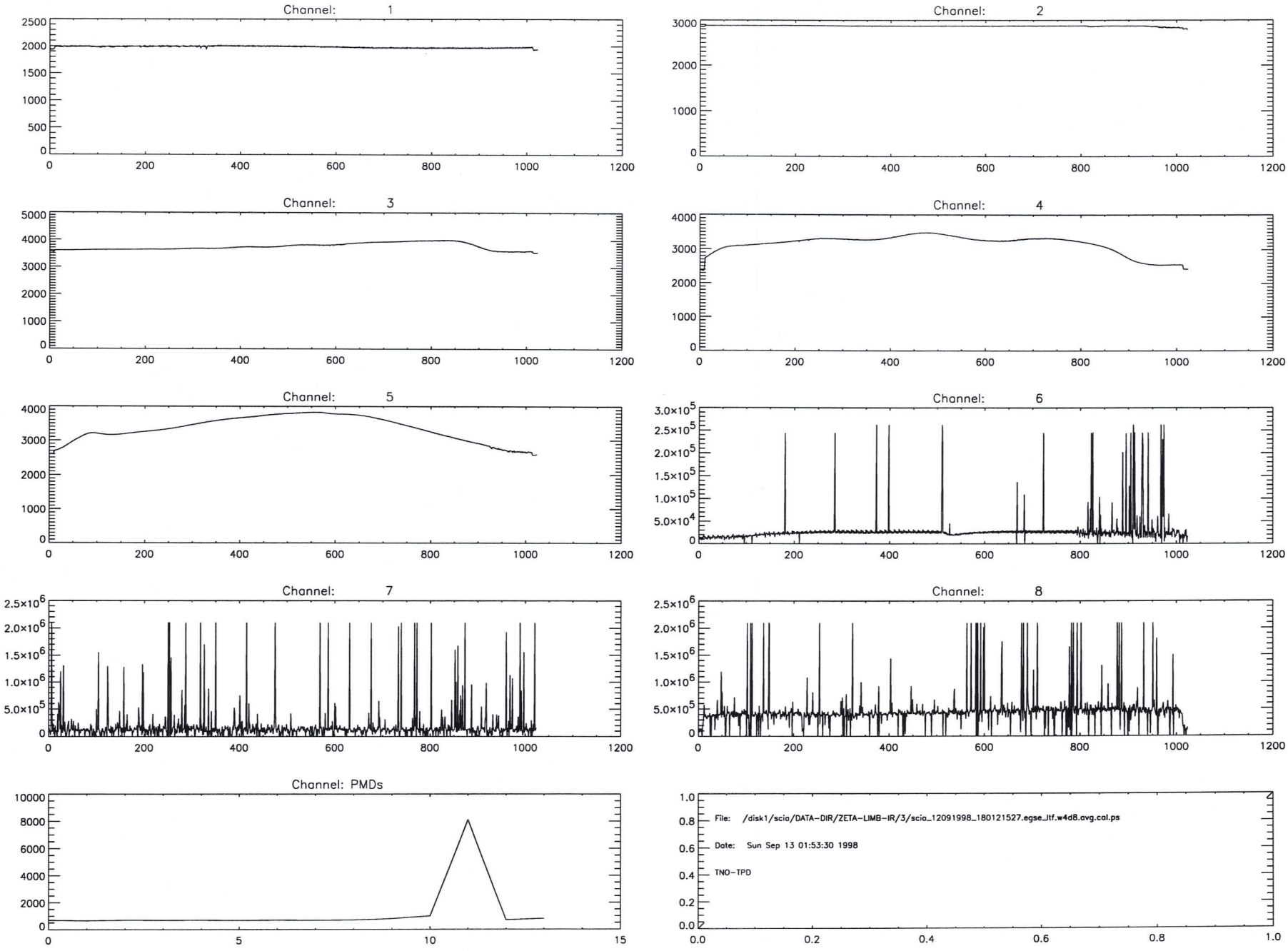
Channel: 1
Channel: 2
Channel: 3
Channel: 4
Channel: 5
Channel: 6
Channel: 7
Channel: 8
Channel: PMDs
File: /disk1/scia/DATA-DIR/ZETA-LIMB-IR/3/scia_12091998_180121527.egse_ltf.w4d8.avg.cal.ps
Date: Sun Sep 13 01:53:30 1998
TNO-TPD

#####
#####
#####
#####
#####
User: scia6!scia
#####
Title: scia_12091998_180121527.egse_ltf.wmb1.avg.cal.ps
#####
scia6
#####
Printed: Sun 02:28 Sep 13, 1998
#####
Job number: hp6mp-524
#####
#####
#####
#####
#####

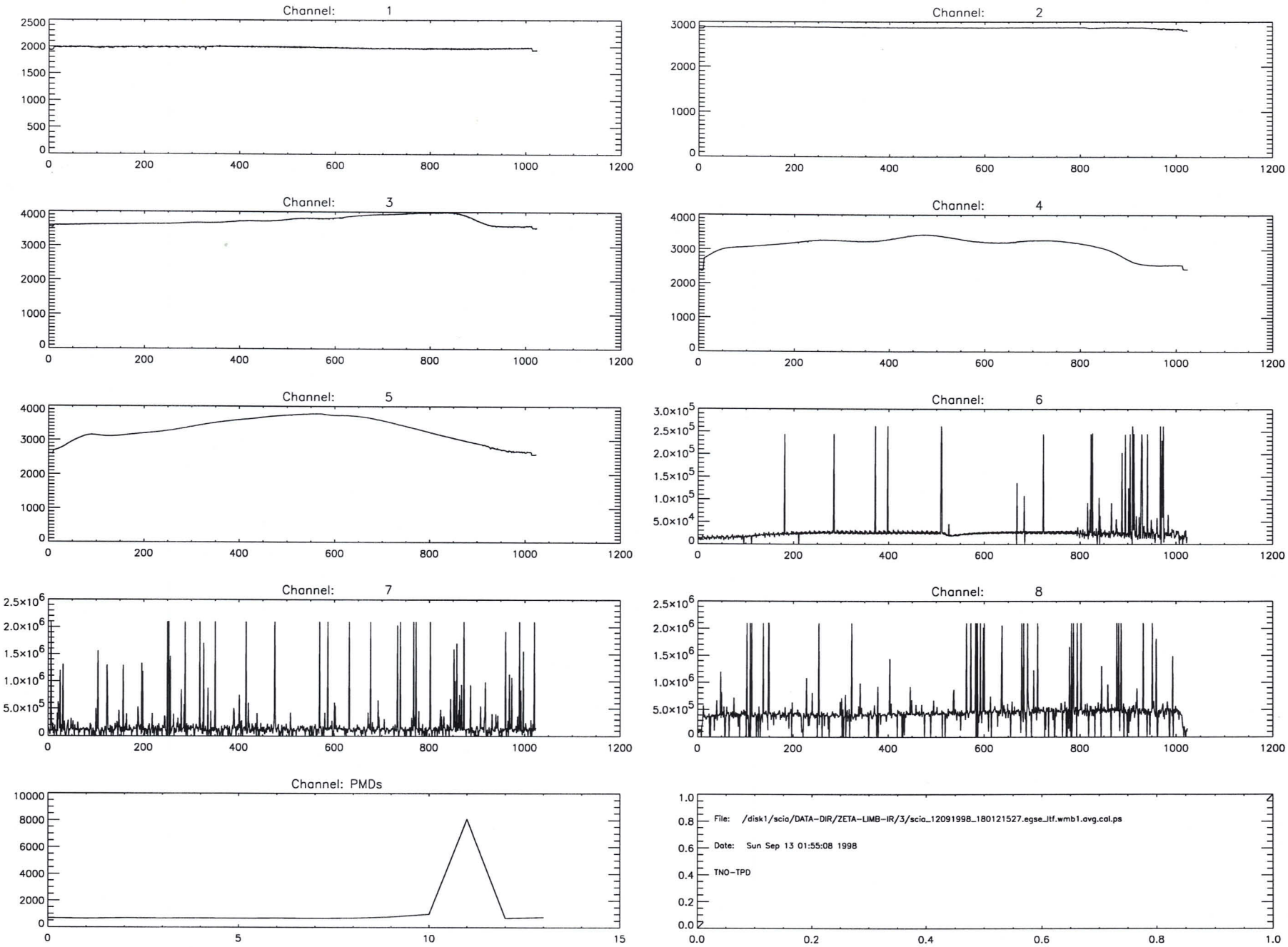
Channel: 1
Channel: 2
Channel: 3
Channel: 4
Channel: 5
Channel: 6
Channel: 7
Channel: 8
Channel: PMDs
File: /disk1/scia/DATA-DIR/ZETA-LIMB-IR/3/scia_12091998_180121527.egse_ltf.wmb1.avg.cal.ps
Date: Sun Sep 13 01:55:08 1998
TNO-TPD

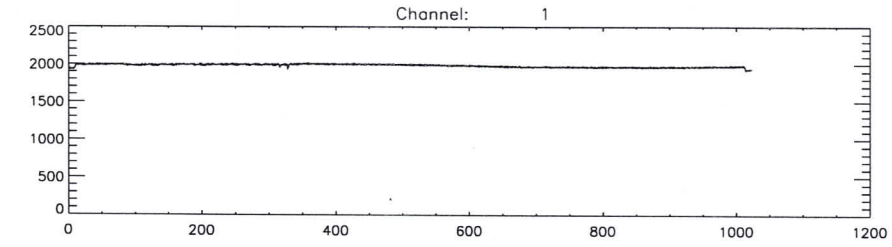
Channel: 1
2500
2000
1500
1000
500
0
0
200
400
600
800
1000
1200

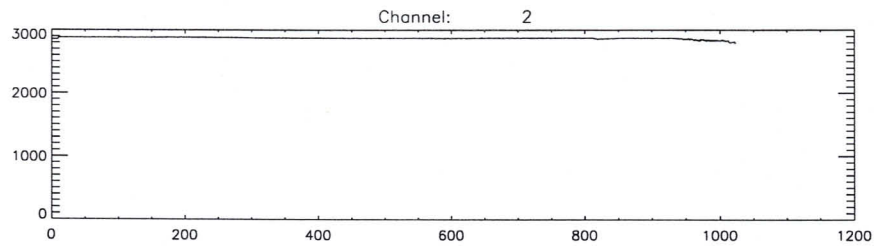
Channel: 2
3000
2000
1000
0
0
200
400
600
800
1000
1200

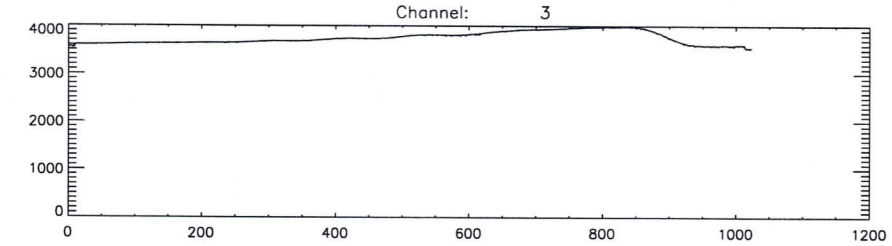
Channel: 3
4000
3000
2000
1000
0
0
200
400
600
800
1000
1200

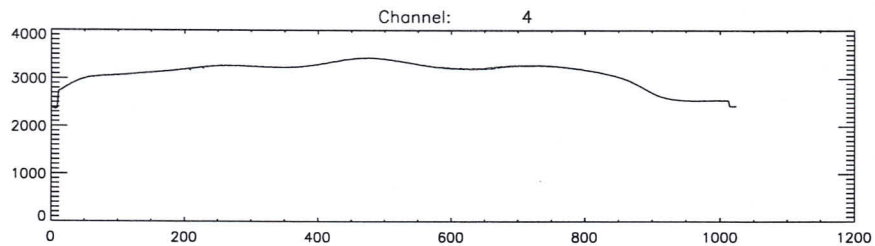
Channel: 4
4000
3000
2000
1000
0
0
200
400
600
800
1000
1200

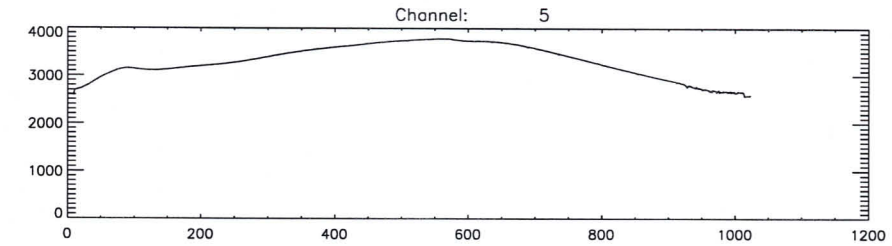
Channel: 5
4000
3000
2000
1000
0
0
200
400
600
800
1000
1200

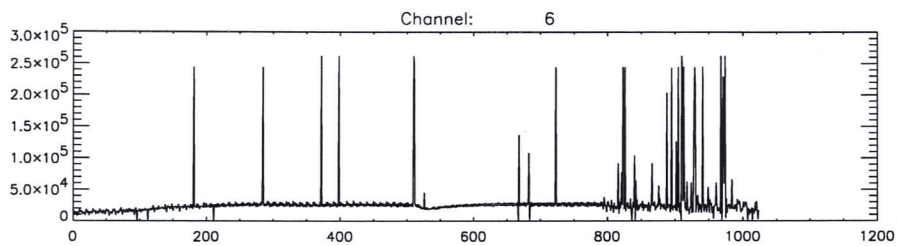
Channel: 6
3.0x10^5
2.5x10^5
2.0x10^5
1.5x10^5
1.0x10^5
5.0x10^4
0
0
200
400
600
800
1000
1200

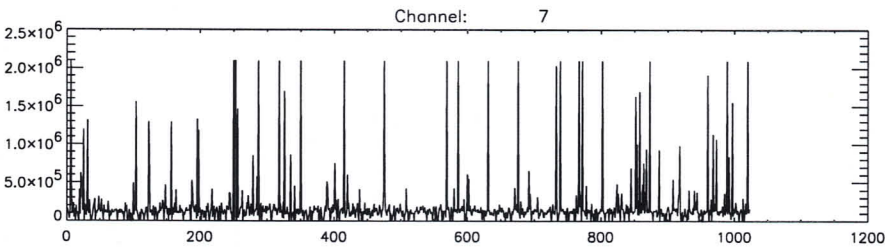
Channel: 7
2.5x10^6
2.0x10^6
1.5x10^6
1.0x10^6
5.0x10^5
0
0
200
400
600
800
1000
1200

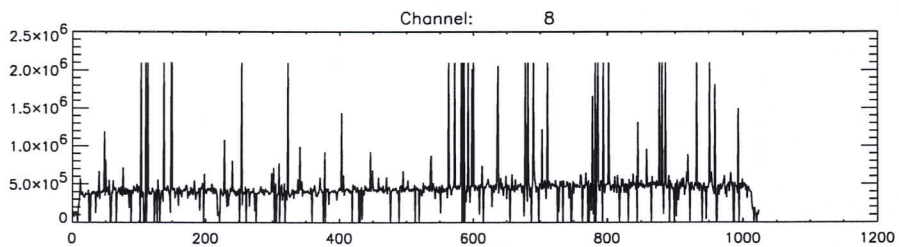
Channel: 8
2.5x10^6
2.0x10^6
1.5x10^6
1.0x10^6
5.0x10^5
0
0
200
400
600
800
1000
1200

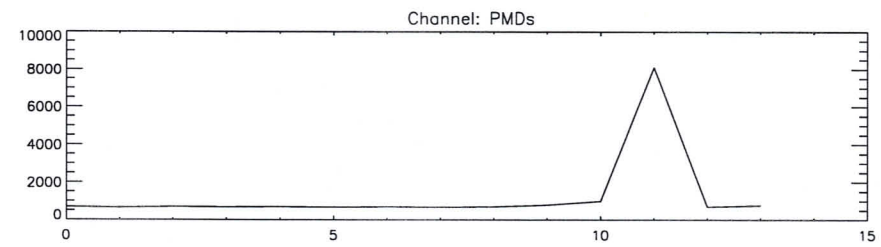
Channel: PMDs
10000
8000
6000
4000
2000
0
0
5
10
15

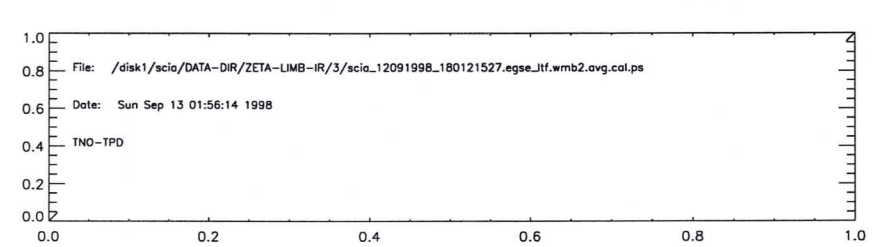
File: /disk1/scia/DATA-DIR/ZETA-LIMB-IR/3/scia_12091998_180121527.egse_ltf.wmb2.avg.cal.ps
Date: Sun Sep 13 01:56:14 1998
TNO-TPD
1.0
0.8
0.6
0.4
0.2
0.0
0.0
0.2
0.4
0.6
0.8
1.0

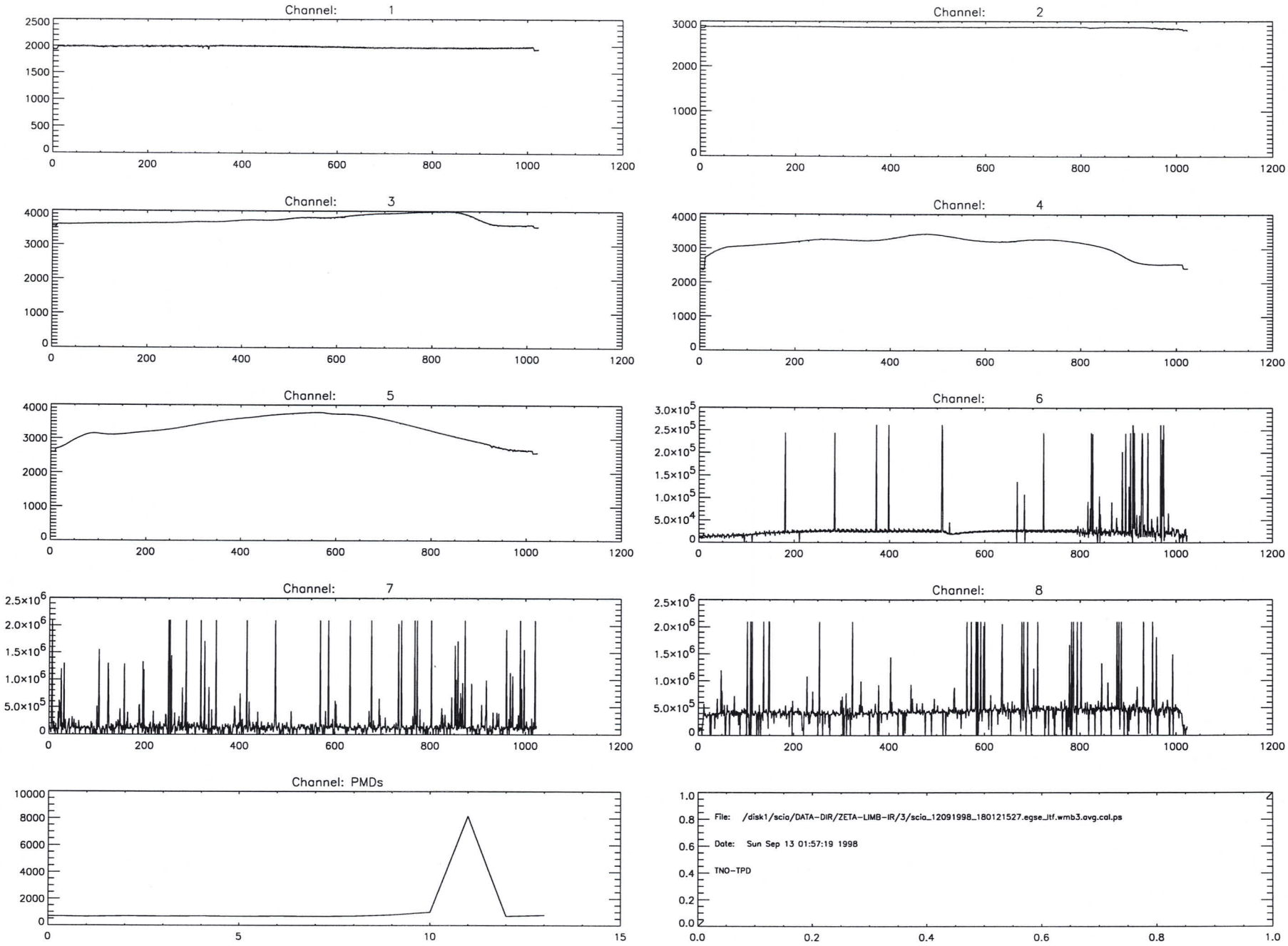
Channel: 1
Channel: 2
Channel: 3
Channel: 4
Channel: 5
Channel: 6
Channel: 7
Channel: 8
Channel: PMDs
File: /disk1/scia/DATA-DIR/ZETA-LIMB-IR/3/scia_12091998_180121527.egse_itf.wmb3.avg.cal.ps
Date: Sun Sep 13 01:57:19 1998
TNO-TPD

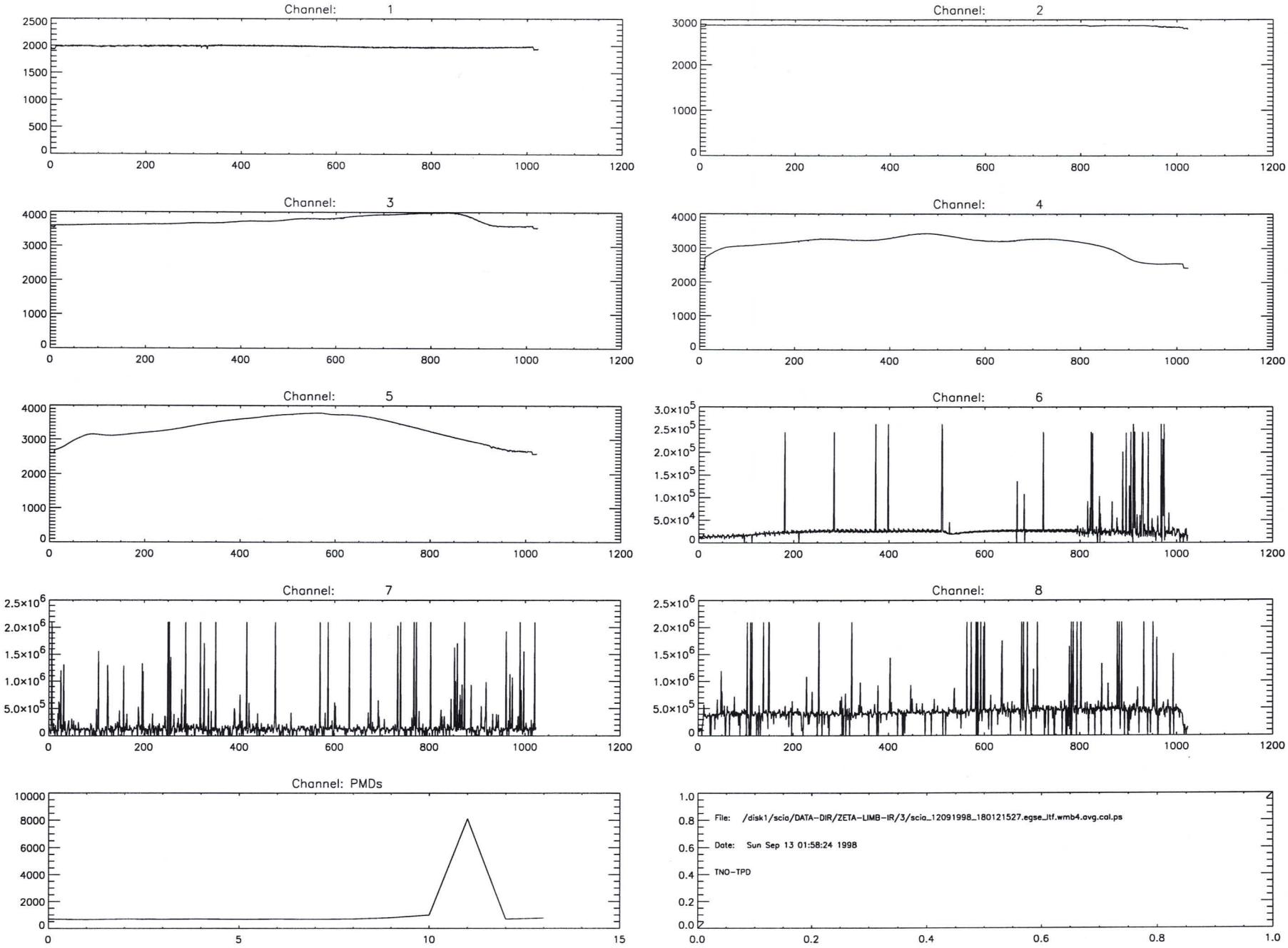
Channel: 1
Channel: 2
Channel: 3
Channel: 4
Channel: 5
Channel: 6
Channel: 7
Channel: 8
Channel: PMDs
File: /disk1/scia/DATA-DIR/ZETA-LIMB-IR/3/scia_12091998_180121527.egse_ltf.wmb4.avg.cal.ps
Date: Sun Sep 13 01:58:24 1998
TNO-TPD

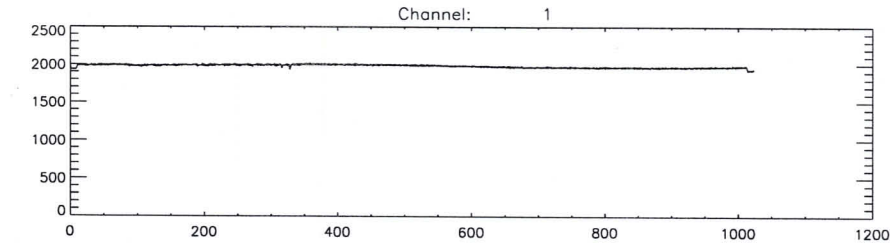
Channel: 1
2500
2000
1500
1000
500
0
0
200
400
600
800
1000
1200

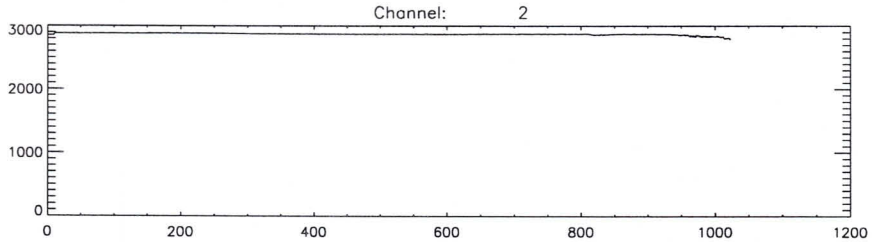
Channel: 2
3000
2000
1000
0
0
200
400
600
800
1000
1200

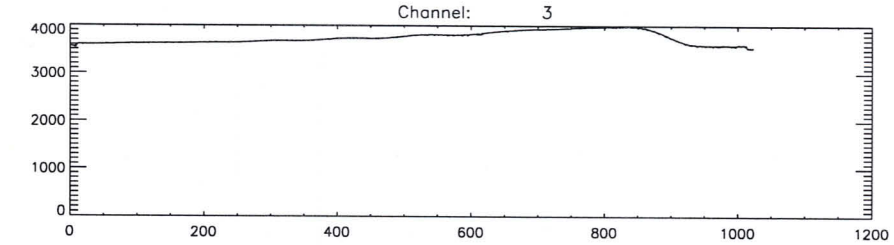
Channel: 3
4000
3000
2000
1000
0
0
200
400
600
800
1000
1200

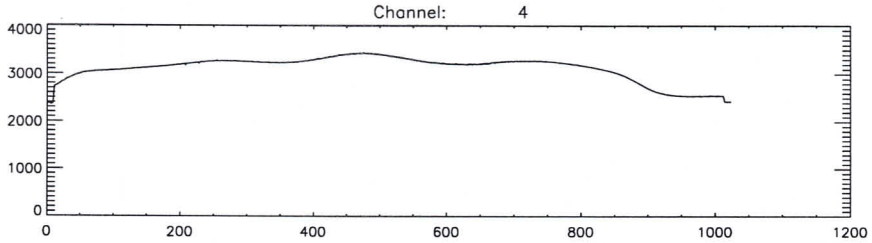
Channel: 4
4000
3000
2000
1000
0
0
200
400
600
800
1000
1200

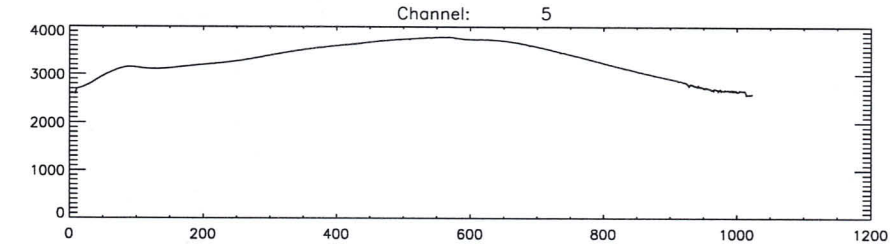
Channel: 5
4000
3000
2000
1000
0
0
200
400
600
800
1000
1200

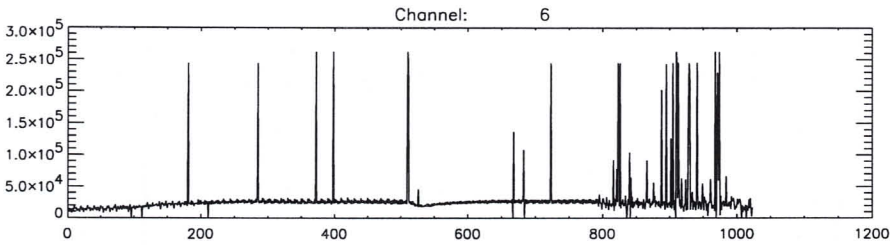
Channel: 6
3.0x10^5
2.5x10^5
2.0x10^5
1.5x10^5
1.0x10^5
5.0x10^4
0
0
200
400
600
800
1000
1200

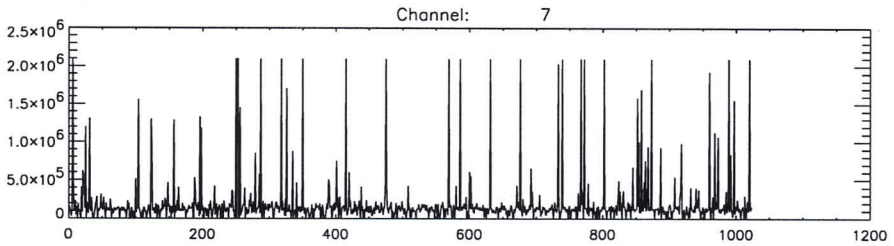
Channel: 7
2.5x10^6
2.0x10^6
1.5x10^6
1.0x10^6
5.0x10^5
0
0
200
400
600
800
1000
1200

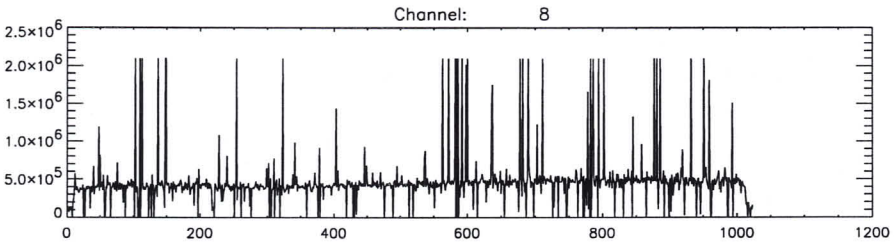
Channel: 8
2.5x10^6
2.0x10^6
1.5x10^6
1.0x10^6
5.0x10^5
0
0
200
400
600
800
1000
1200

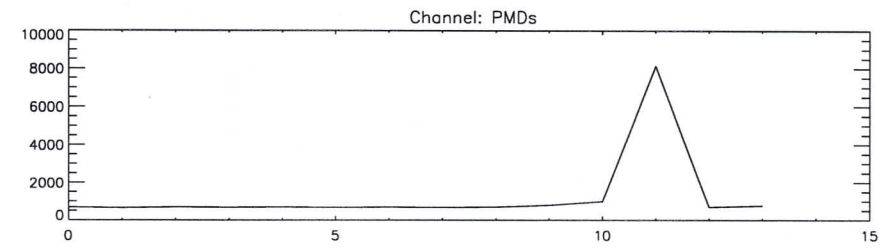
Channel: PMDs
10000
8000
6000
4000
2000
0
0
5
10
15

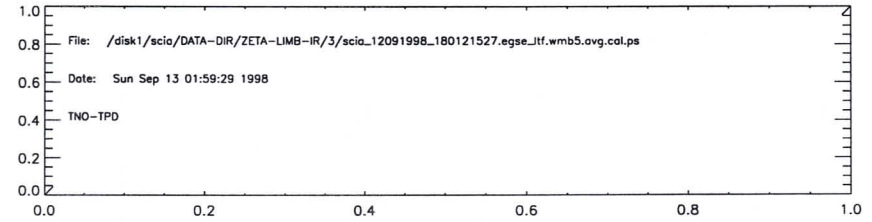
1.0
0.8
0.6
0.4
0.2
0.0
0.0
0.2
0.4
0.6
0.8
1.0
File: /disk1/scia/DATA-DIR/ZETA-LIMB-IR/3/scia_12091998_180121527.egse_itf.wmb5.avg.cal.ps
Date: Sun Sep 13 01:59:29 1998
TNO-TPD

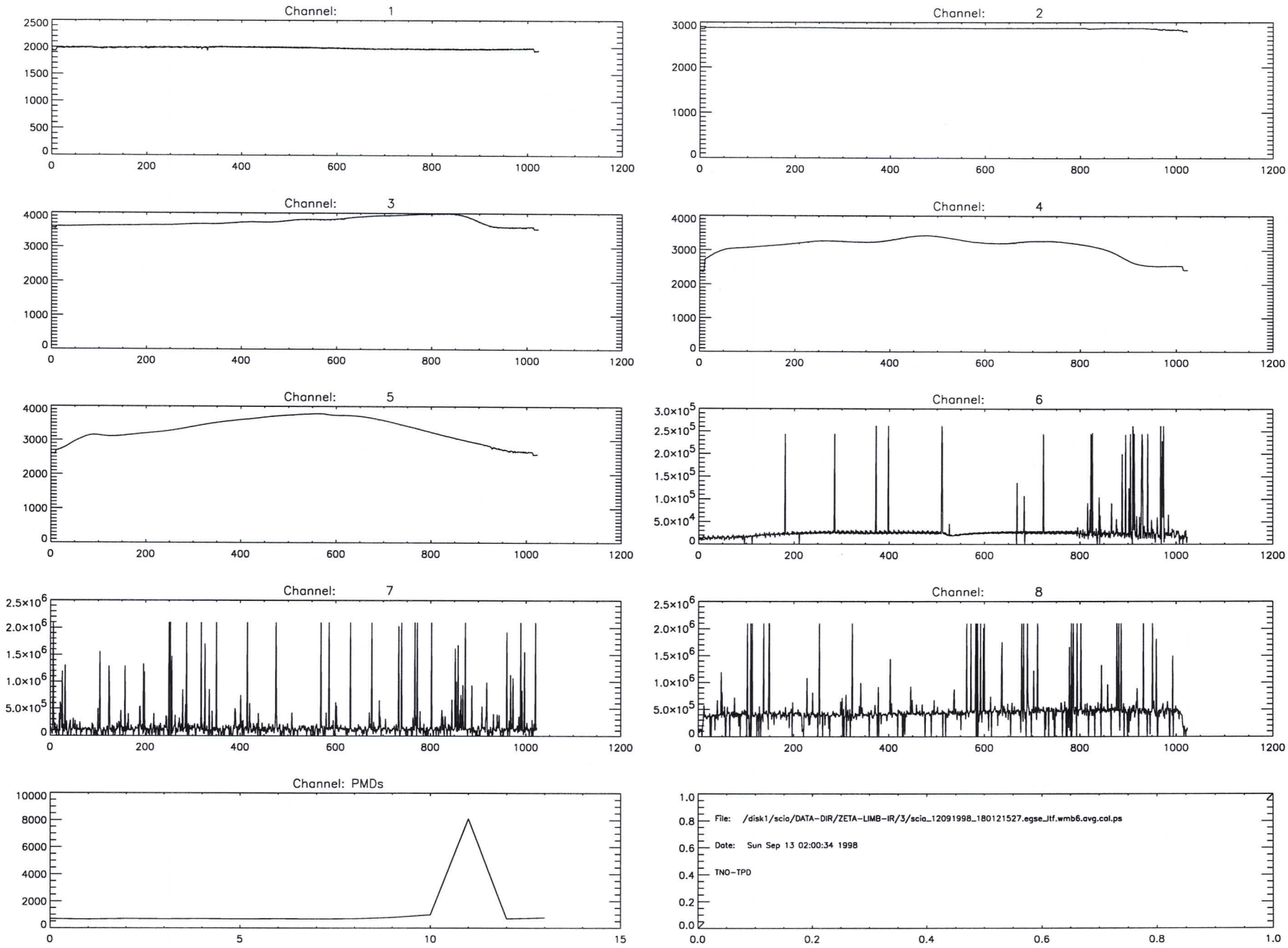
Channel: 1
Channel: 2
Channel: 3
Channel: 4
Channel: 5
Channel: 6
Channel: 7
Channel: 8
Channel: PMDs
File: /disk1/scia/DATA-DIR/ZETA-LIMB-IR/3/scia_12091998_180121527.egse_itf.wmb6.avg.cal.ps
Date: Sun Sep 13 02:00:34 1998
TNO-TPD

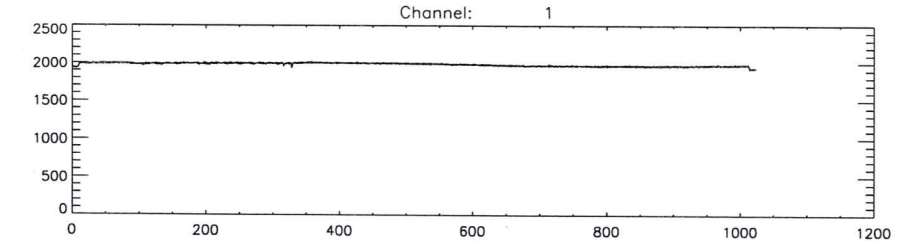
Channel: 1
2500
2000
1500
1000
500
0
0
200
400
600
800
1000
1200

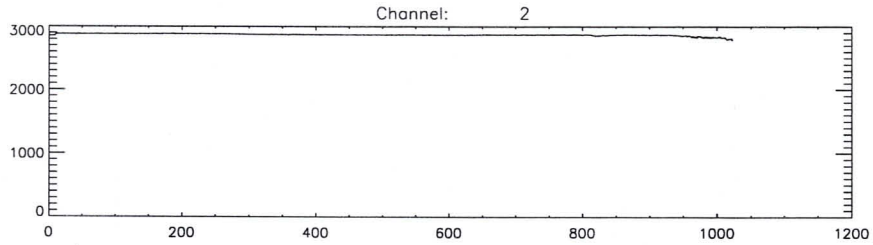
Channel: 2
3000
2000
1000
0
0
200
400
600
800
1000
1200

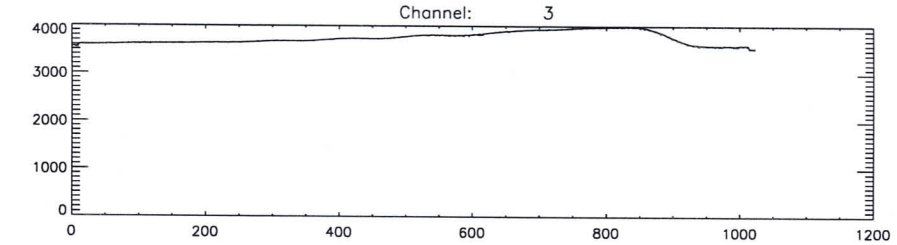
Channel: 3
4000
3000
2000
1000
0
0
200
400
600
800
1000
1200

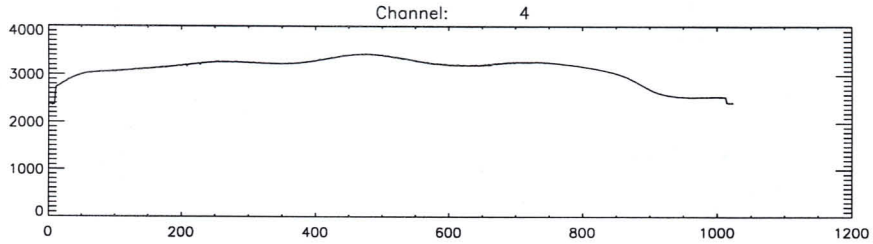
Channel: 4
4000
3000
2000
1000
0
0
200
400
600
800
1000
1200

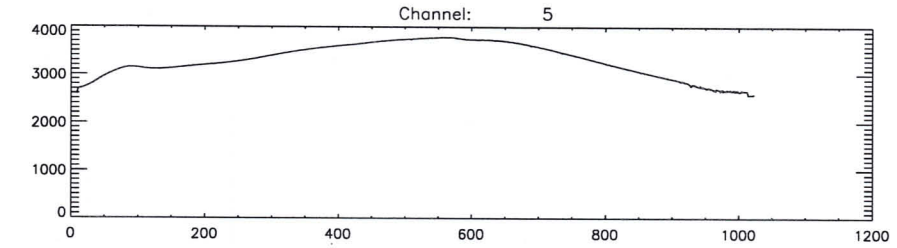
Channel: 5
4000
3000
2000
1000
0
0
200
400
600
800
1000
1200

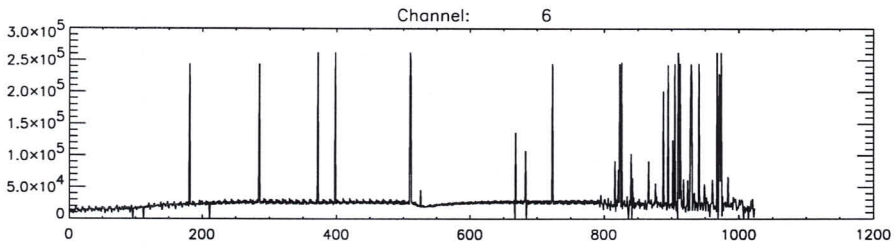
Channel: 6
3.0x10^5
2.5x10^5
2.0x10^5
1.5x10^5
1.0x10^5
5.0x10^4
0
0
200
400
600
800
1000
1200

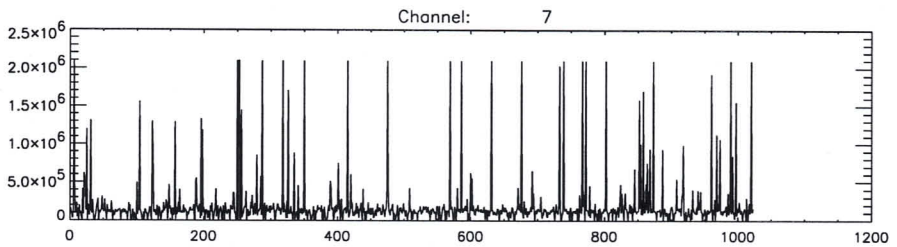
Channel: 7
2.5x10^6
2.0x10^6
1.5x10^6
1.0x10^6
5.0x10^5
0
0
200
400
600
800
1000
1200

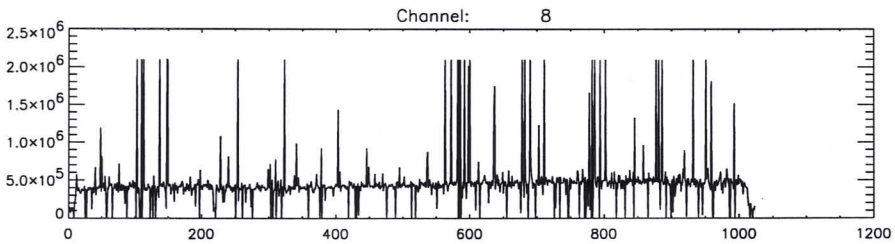
Channel: 8
2.5x10^6
2.0x10^6
1.5x10^6
1.0x10^6
5.0x10^5
0
0
200
400
600
800
1000
1200

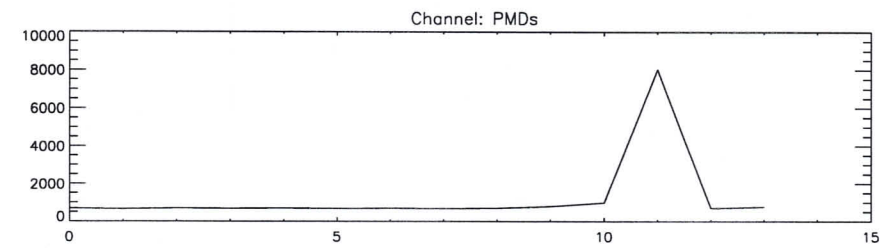
Channel: PMDs
10000
8000
6000
4000
2000
0
0
5
10
15

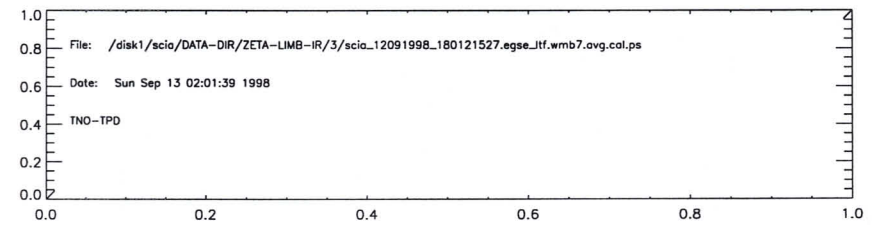
1.0
0.8
0.6
0.4
0.2
0.0
File: /disk1/scia/DATA-DIR/ZETA-LIMB-IR/3/scia_12091998_180121527.egse_itf.wmb7.avg.cal.ps
Date: Sun Sep 13 02:01:39 1998
TNO-TPD
0.0
0.2
0.4
0.6
0.8
1.0

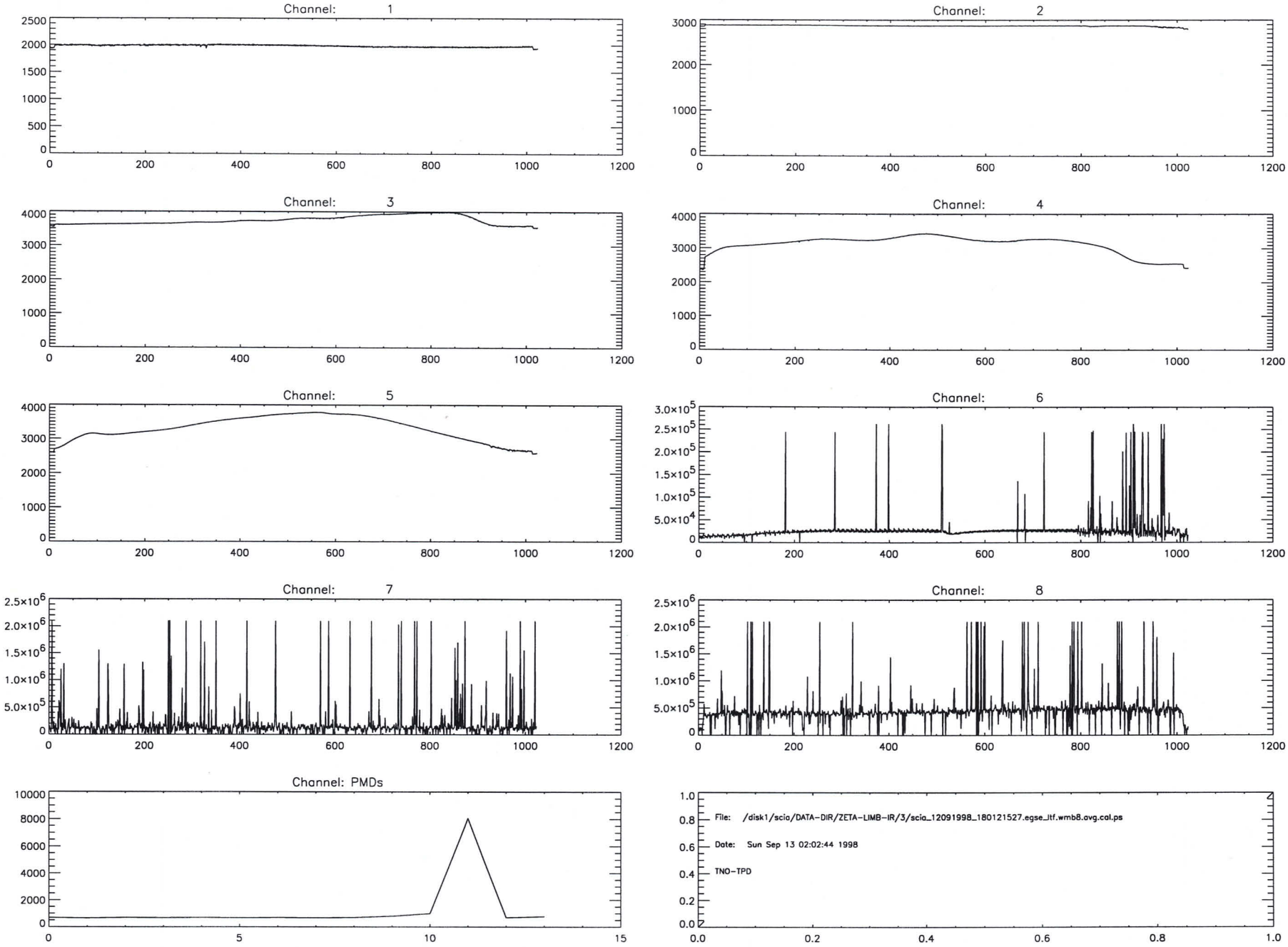
Channel: 1
Channel: 2
Channel: 3
Channel: 4
Channel: 5
Channel: 6
Channel: 7
Channel: 8
Channel: PMDs
File: /disk1/scia/DATA-DIR/ZETA-LIMB-IR/3/scia_12091998_180121527.egse_itf.wmb8.avg.cal.ps
Date: Sun Sep 13 02:02:44 1998
TNO-TPD

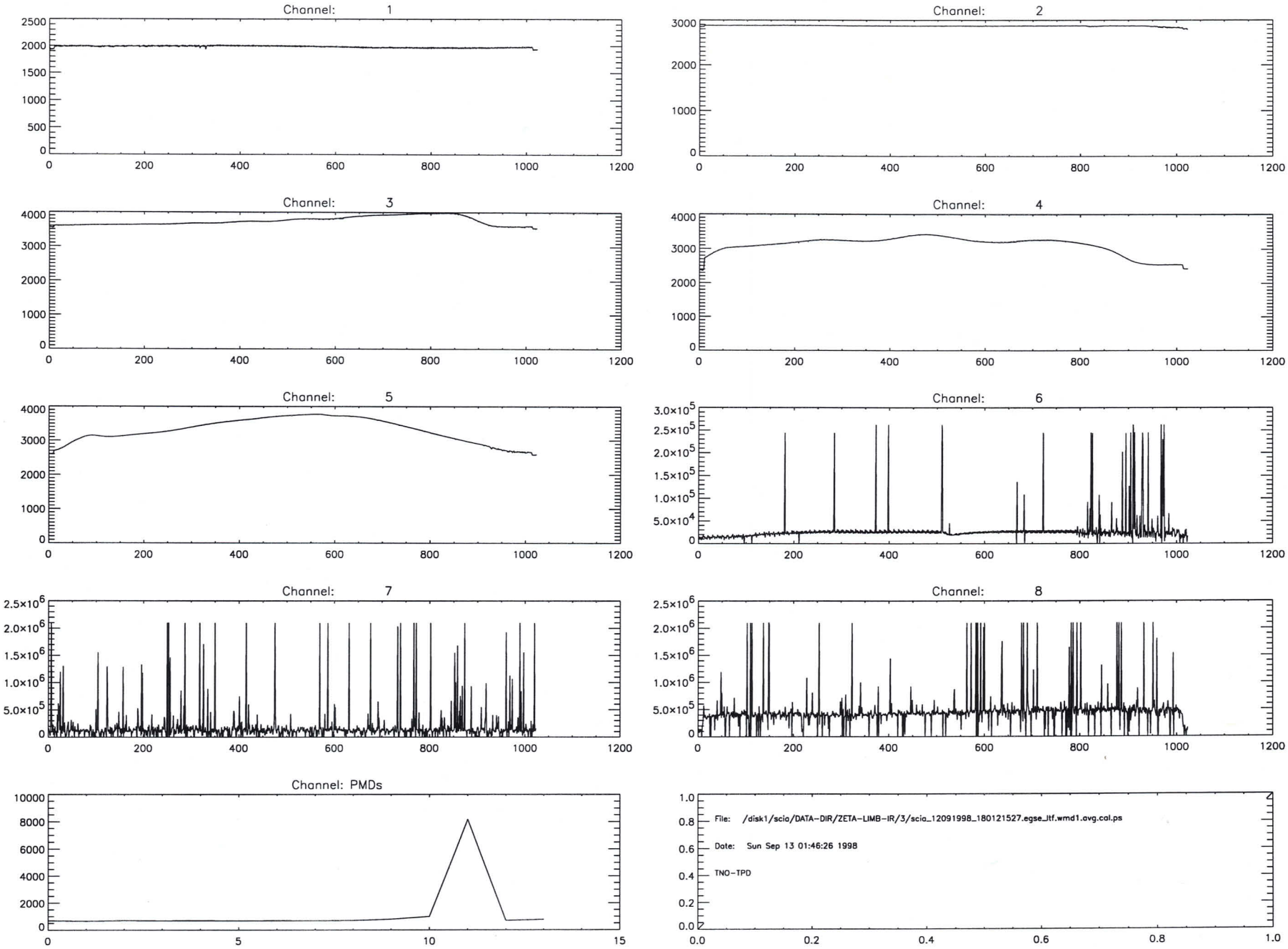
Channel: 1
Channel: 2
Channel: 3
Channel: 4
Channel: 5
Channel: 6
Channel: 7
Channel: 8
Channel: PMDs
File: /disk1/scia/DATA-DIR/ZETA-LIMB-IR/3/scia_12091998_180121527.egse_Itf.wmd1.avg.cal.ps
Date: Sun Sep 13 01:46:26 1998
TNO-TPD

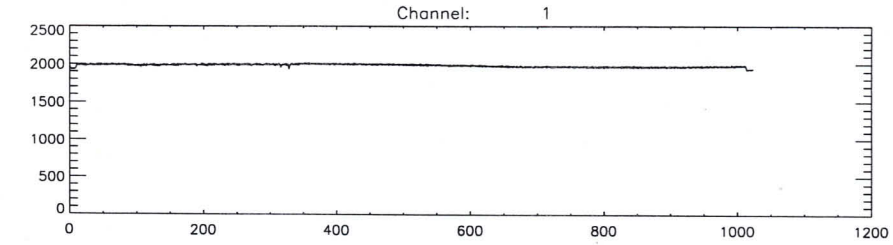
Channel: 1
2500
2000
1500
1000
500
0
0
200
400
600
800
1000
1200

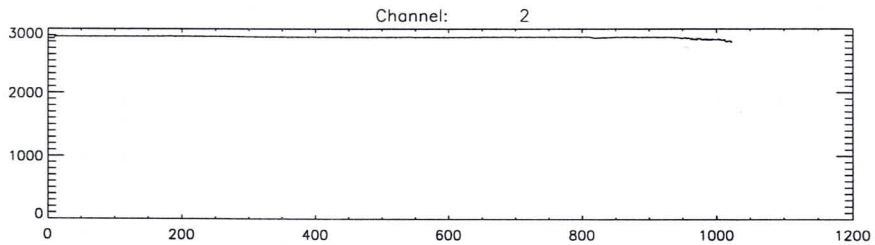
Channel: 2
3000
2000
1000
0
0
200
400
600
800
1000
1200

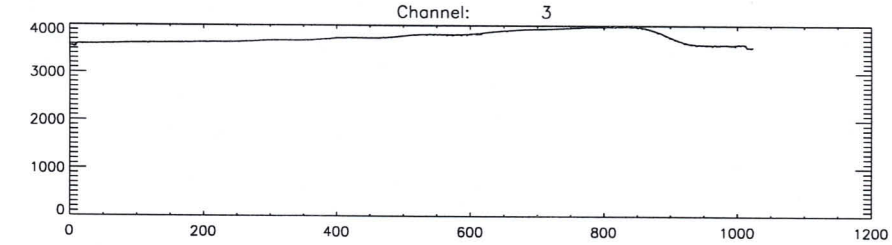
Channel: 3
4000
3000
2000
1000
0
0
200
400
600
800
1000
1200

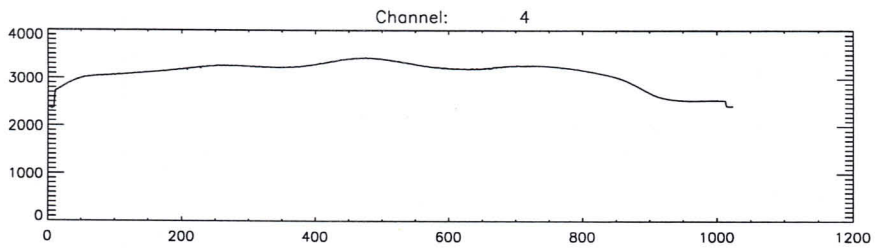
Channel: 4
4000
3000
2000
1000
0
0
200
400
600
800
1000
1200

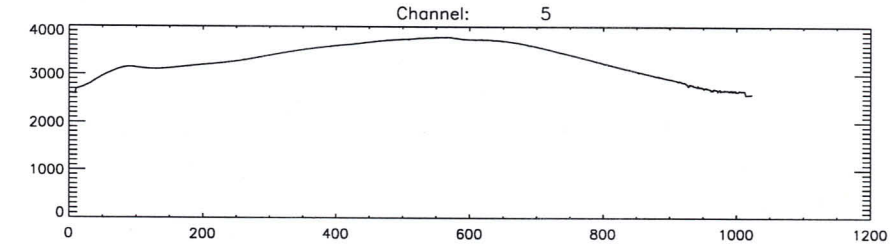
Channel: 5
4000
3000
2000
1000
0
0
200
400
600
800
1000
1200

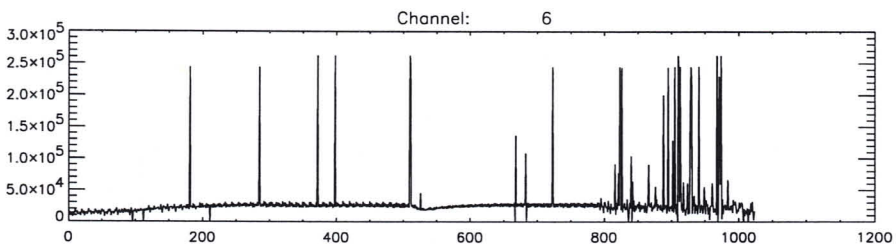
Channel: 6
3.0x10^5
2.5x10^5
2.0x10^5
1.5x10^5
1.0x10^5
5.0x10^4
0
0
200
400
600
800
1000
1200

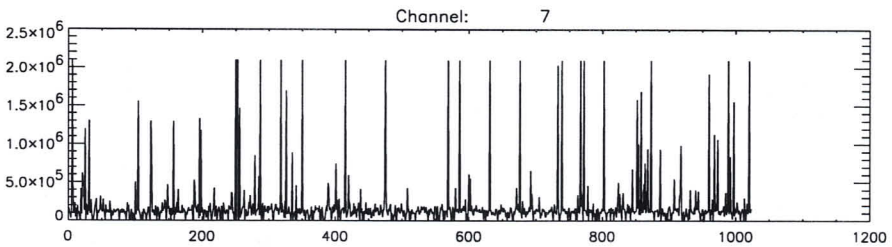
Channel: 7
2.5x10^6
2.0x10^6
1.5x10^6
1.0x10^6
5.0x10^5
0
0
200
400
600
800
1000
1200

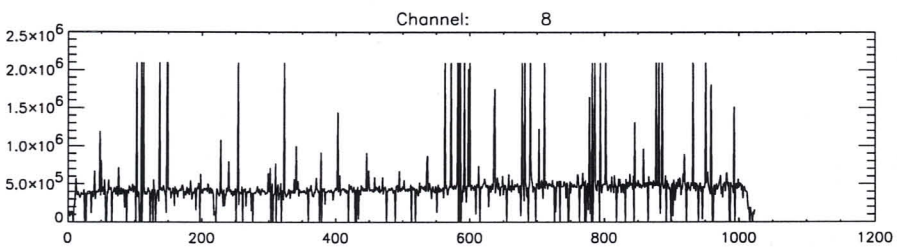
Channel: 8
2.5x10^6
2.0x10^6
1.5x10^6
1.0x10^6
5.0x10^5
0
0
200
400
600
800
1000
1200

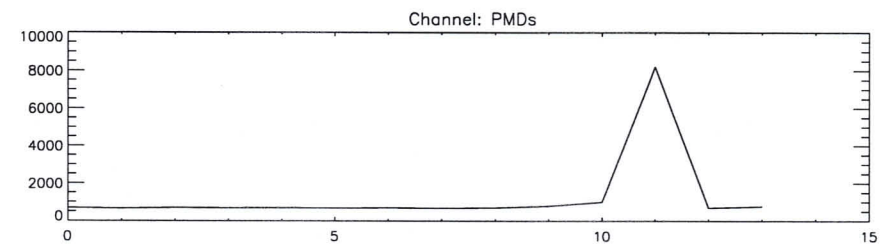
Channel: PMDs
10000
8000
6000
4000
2000
0
0
5
10
15

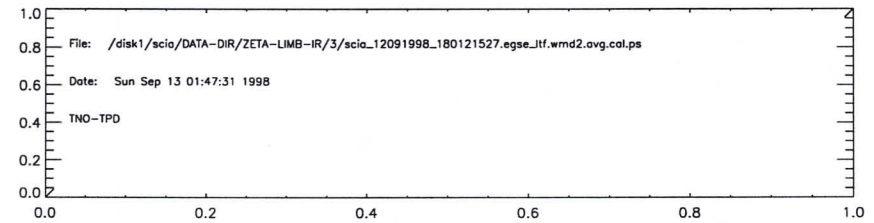
File: /disk1/scia/DATA-DIR/ZETA-LIMB-IR/3/scia_12091998_180121527.egse_itf.wmd2.avg.cal.ps
Date: Sun Sep 13 01:47:31 1998
TNO-TPD
1.0
0.8
0.6
0.4
0.2
0.0
0.0
0.2
0.4
0.6
0.8
1.0

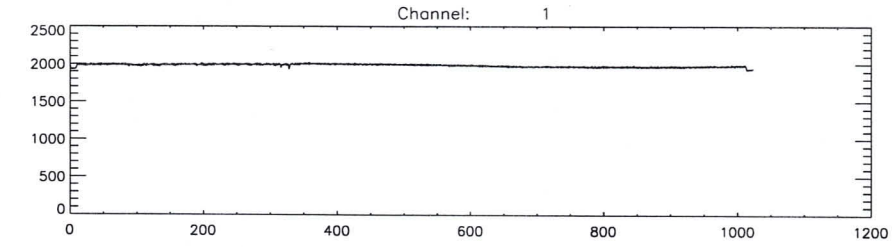
Channel: 1
2500
2000
1500
1000
500
0
0
200
400
600
800
1000
1200

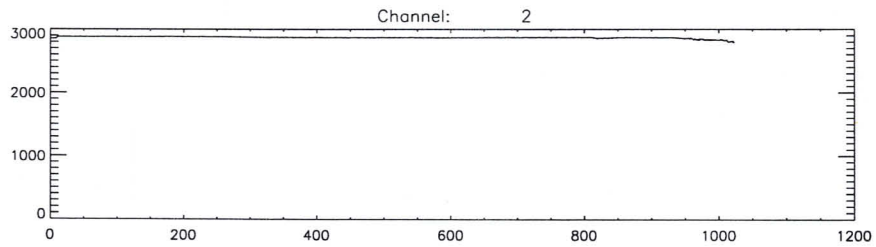
Channel: 2
3000
2000
1000
0
0
200
400
600
800
1000
1200

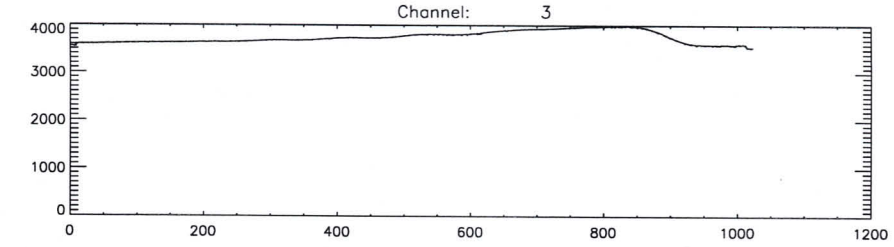
Channel: 3
4000
3000
2000
1000
0
0
200
400
600
800
1000
1200

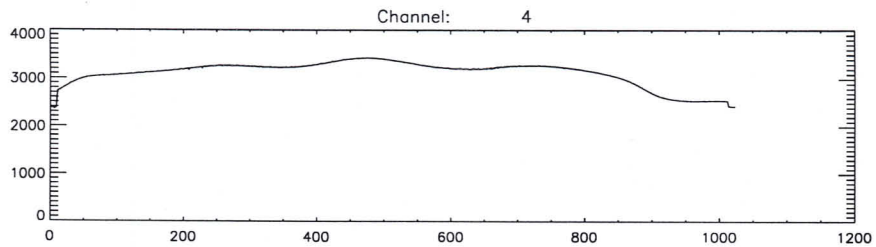
Channel: 4
4000
3000
2000
1000
0
0
200
400
600
800
1000
1200

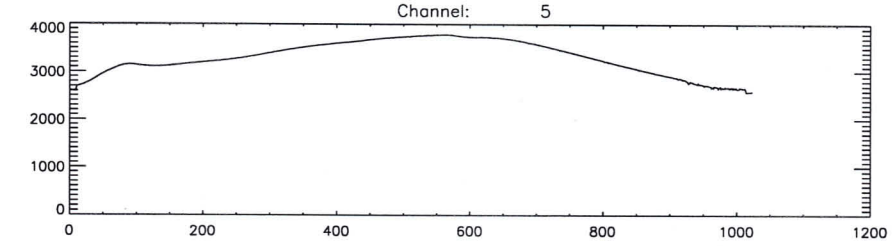
Channel: 5
4000
3000
2000
1000
0
0
200
400
600
800
1000
1200

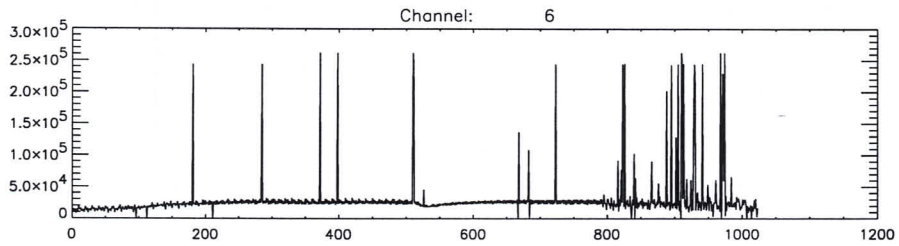
Channel: 6
3.0x10^5
2.5x10^5
2.0x10^5
1.5x10^5
1.0x10^5
5.0x10^4
0
0
200
400
600
800
1000
1200

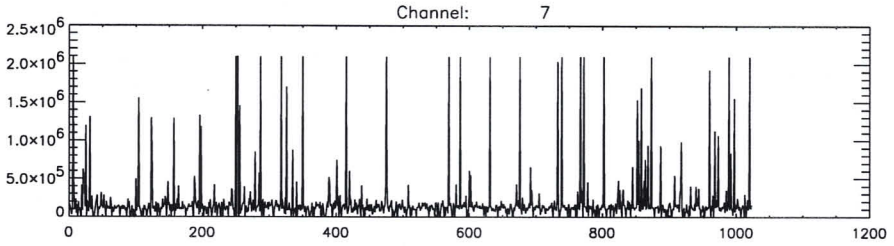
Channel: 7
2.5x10^6
2.0x10^6
1.5x10^6
1.0x10^6
5.0x10^5
0
0
200
400
600
800
1000
1200

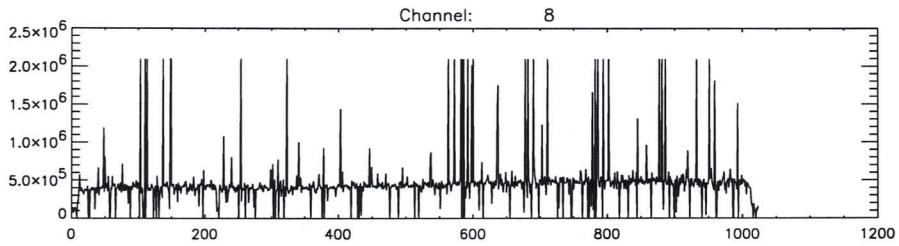
Channel: 8
2.5x10^6
2.0x10^6
1.5x10^6
1.0x10^6
5.0x10^5
0
0
200
400
600
800
1000
1200

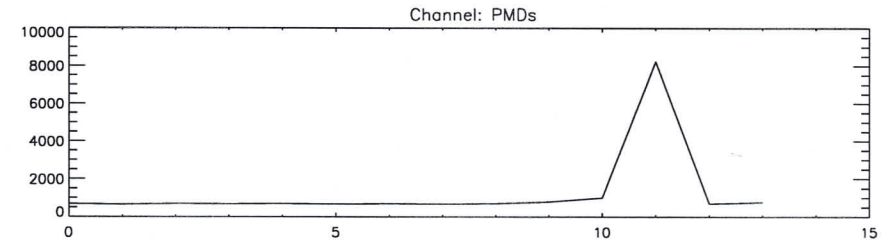
Channel: PMDs
10000
8000
6000
4000
2000
0
0
5
10
15

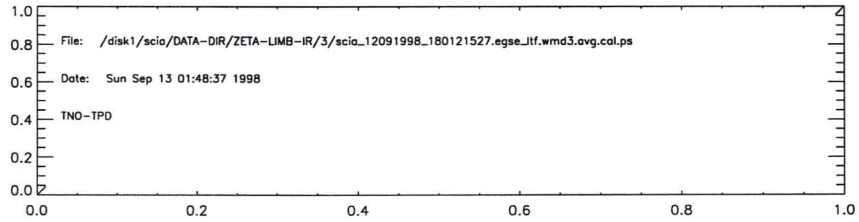
File: /disk1/scia/DATA-DIR/ZETA-LIMB-IR/3/scia_12091998_180121527.egse_ltf.wmd3.avg.cal.ps
Date: Sun Sep 13 01:48:37 1998
TNO-TPD
1.0
0.8
0.6
0.4
0.2
0.0
0.0
0.2
0.4
0.6
0.8
1.0

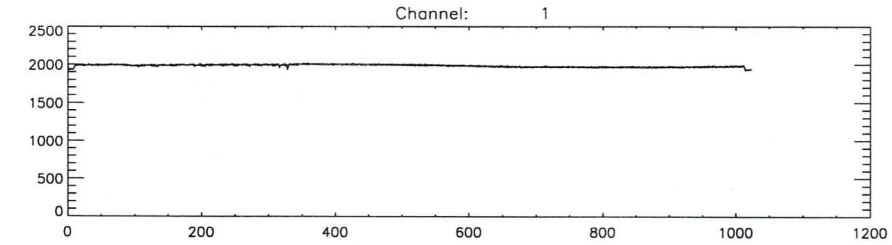
Channel: 1
2500
2000
1500
1000
500
0
0
200
400
600
800
1000
1200

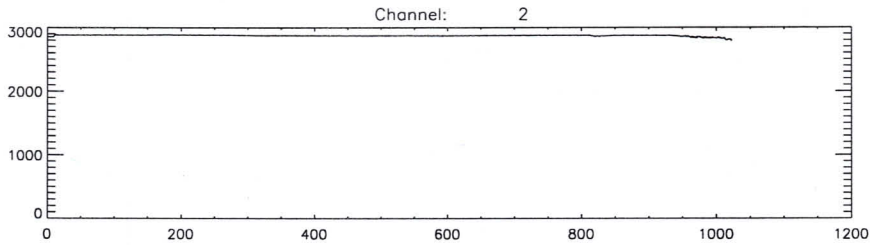
Channel: 2
3000
2000
1000
0
0
200
400
600
800
1000
1200

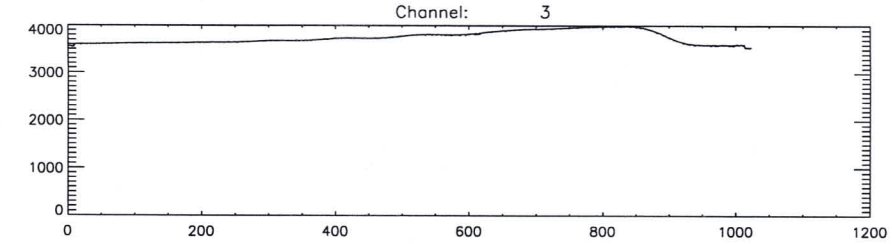
Channel: 3
4000
3000
2000
1000
0
0
200
400
600
800
1000
1200

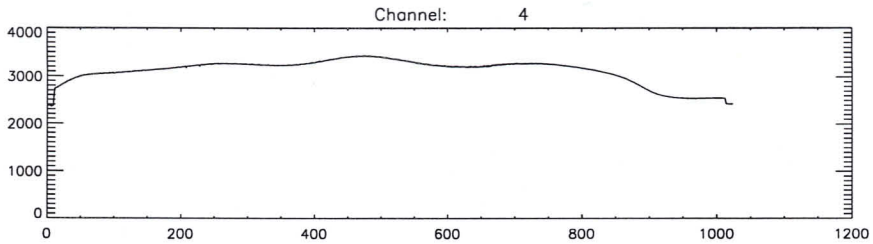
Channel: 4
4000
3000
2000
1000
0
0
200
400
600
800
1000
1200

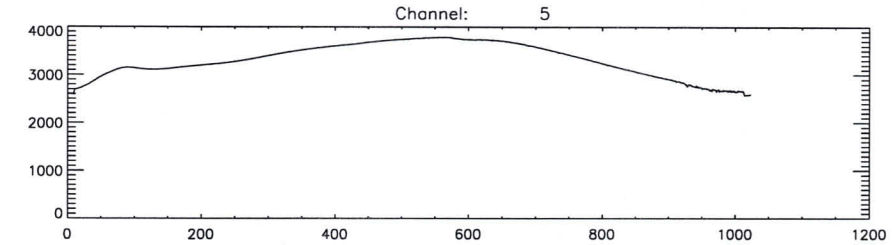
Channel: 5
4000
3000
2000
1000
0
0
200
400
600
800
1000
1200

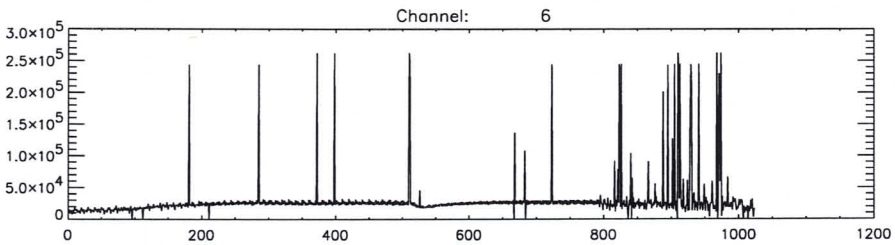
Channel: 6
3.0x10^5
2.5x10^5
2.0x10^5
1.5x10^5
1.0x10^5
5.0x10^4
0
0
200
400
600
800
1000
1200

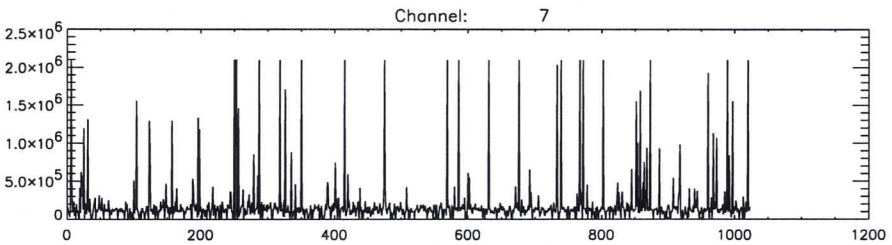
Channel: 7
2.5x10^6
2.0x10^6
1.5x10^6
1.0x10^6
5.0x10^5
0
0
200
400
600
800
1000
1200

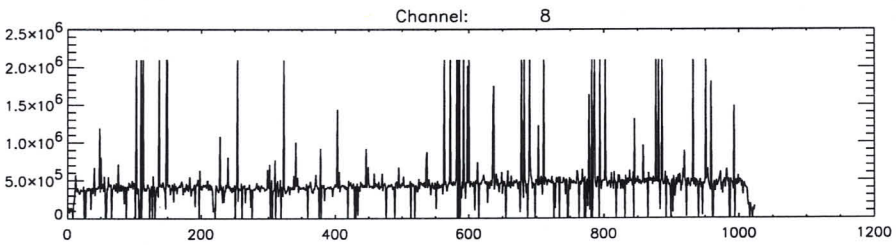
Channel: 8
2.5x10^6
2.0x10^6
1.5x10^6
1.0x10^6
5.0x10^5
0
0
200
400
600
800
1000
1200

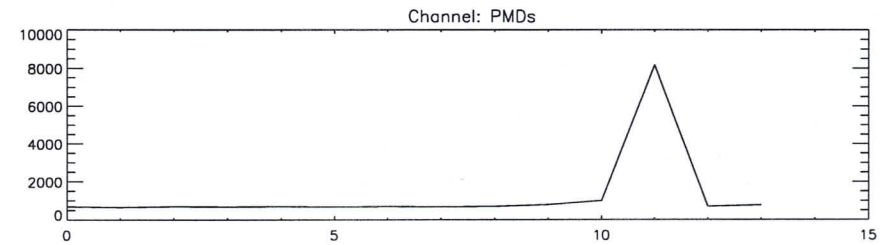
Channel: PMDs
10000
8000
6000
4000
2000
0
0
5
10
15

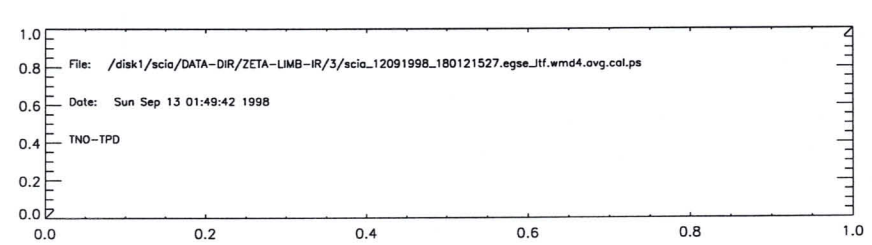
File: /disk1/scia/DATA-DIR/ZETA-LIMB-IR/3/scia_12091998_180121527.egse_itf.wmd4.avg.cal.ps
Date: Sun Sep 13 01:49:42 1998
TNO-TPD
1.0
0.8
0.6
0.4
0.2
0.0
0.0
0.2
0.4
0.6
0.8
1.0

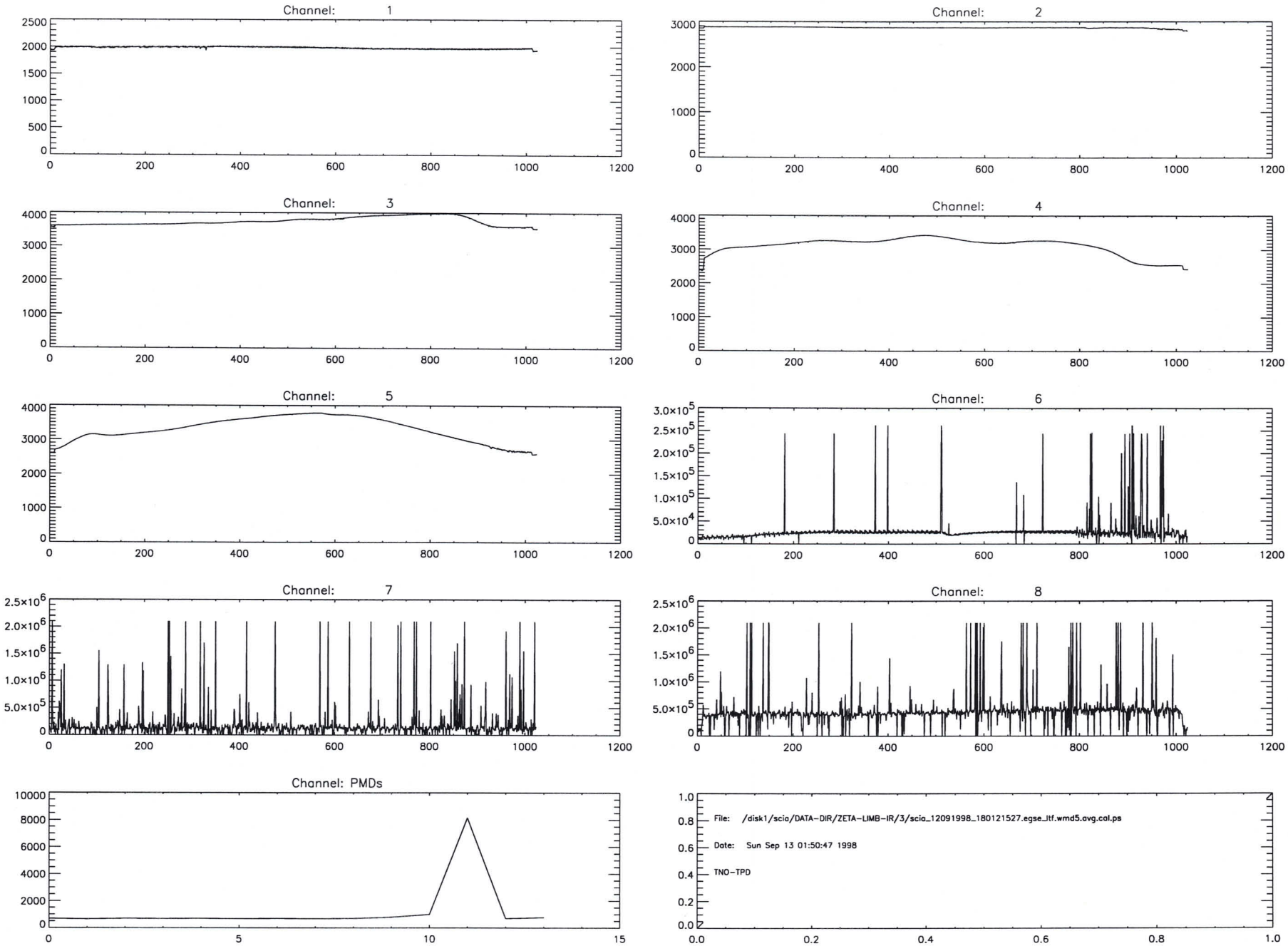
Channel: 1
Channel: 2
Channel: 3
Channel: 4
Channel: 5
Channel: 6
Channel: 7
Channel: 8
Channel: PMDs
File: /disk1/scia/DATA-DIR/ZETA-LIMB-IR/3/scia_12091998_180121527.egse_itf.wmd5.avg.cal.ps
Date: Sun Sep 13 01:50:47 1998
TNO-TPD

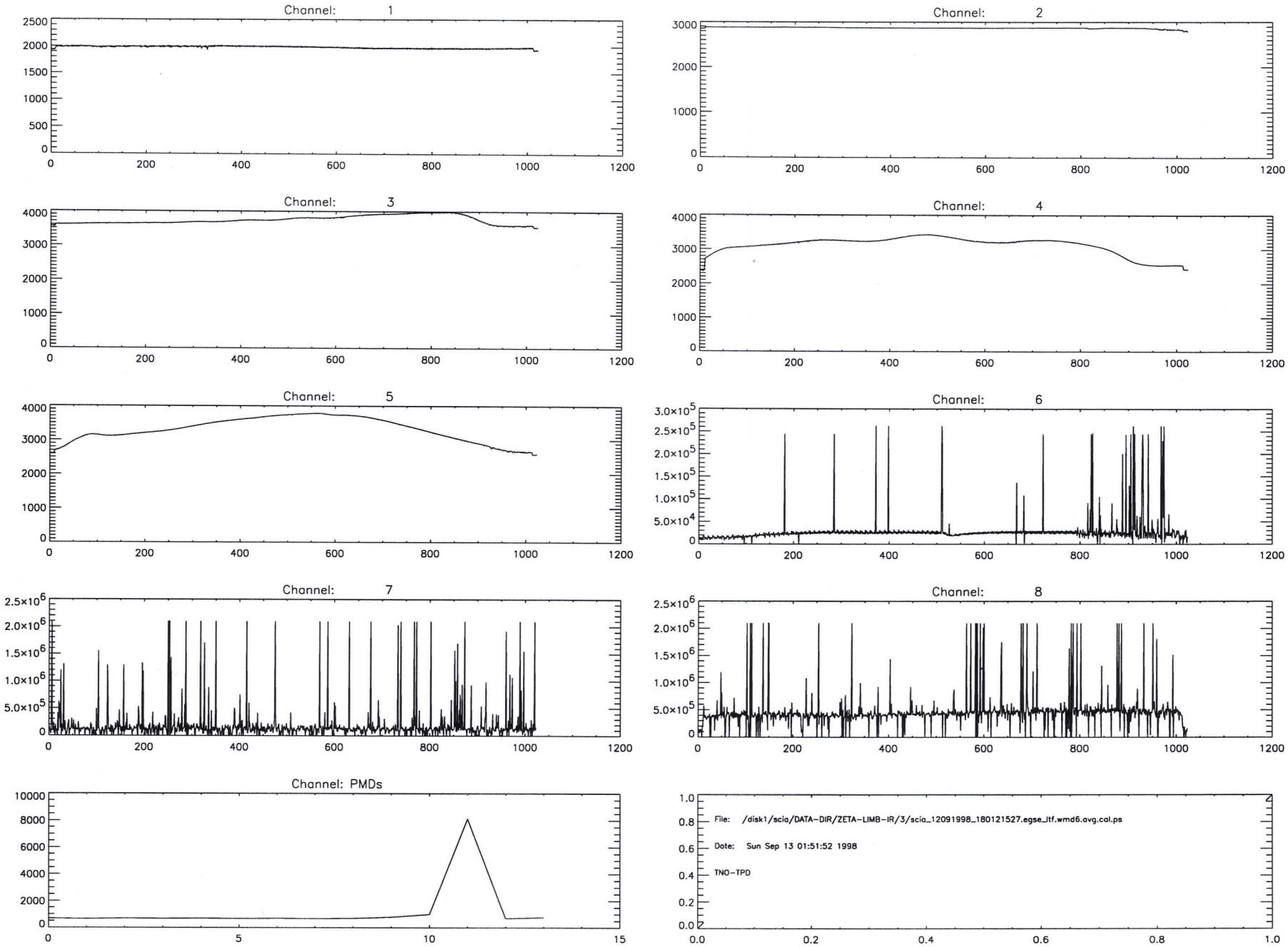
Channel: 1
Channel: 2
Channel: 3
Channel: 4
Channel: 5
Channel: 6
Channel: 7
Channel: 8
Channel: PMDs
File: /disk1/scia/DATA-DIR/ZETA-LIMB-IR/3/scia_12091998_180121527.egse_itf.wmd6.avg.cal.ps
Date: Sun Sep 13 01:51:52 1998
TNO-TPD

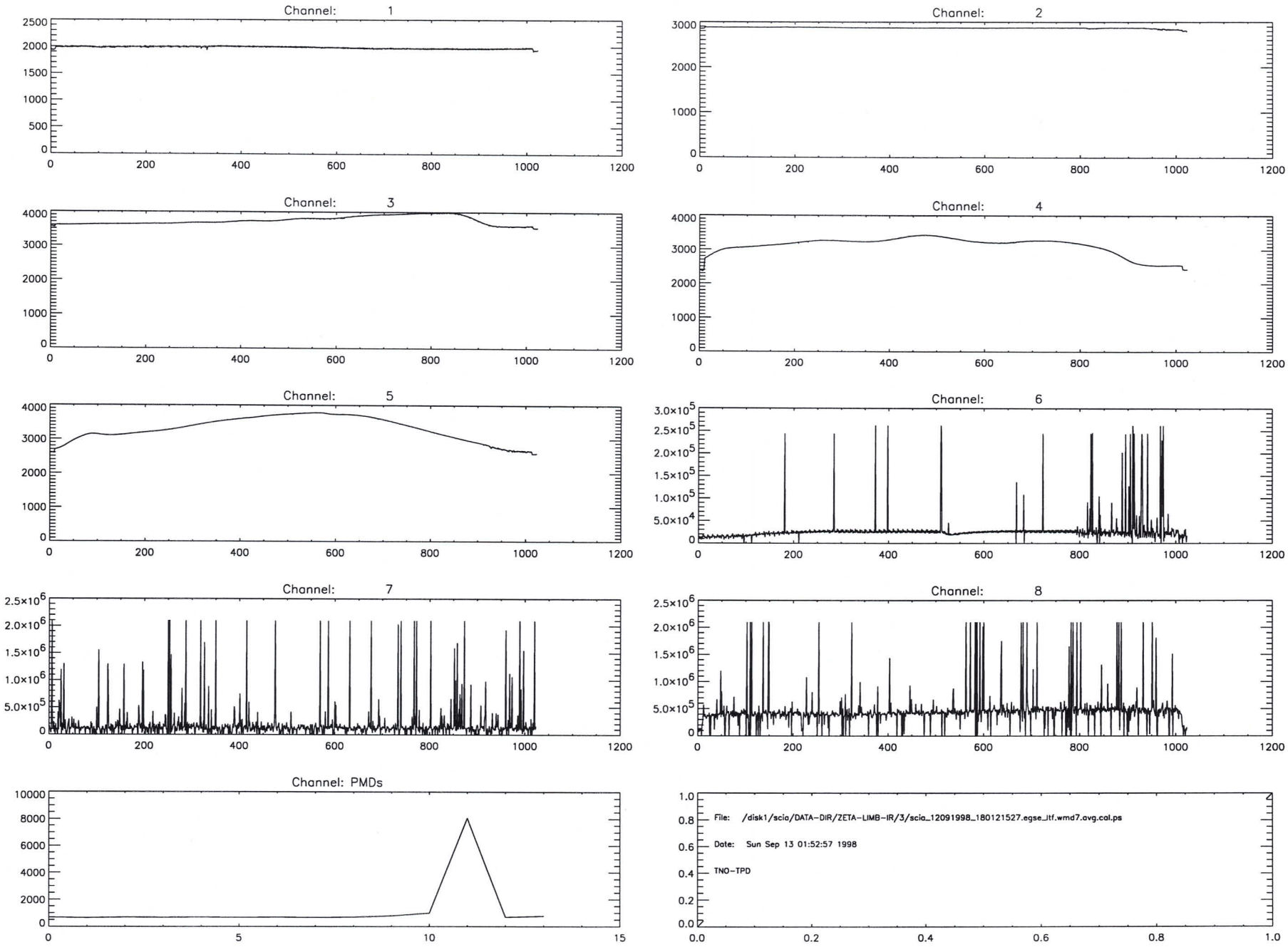
Channel: 1
Channel: 2
Channel: 3
Channel: 4
Channel: 5
Channel: 6
Channel: 7
Channel: 8
Channel: PMDs
File: /disk1/scia/DATA-DIR/ZETA-LIMB-IR/3/scia_12091998_180121527.egse_itf.wmd7.avg.cal.ps
Date: Sun Sep 13 01:52:57 1998
TNO-TPD

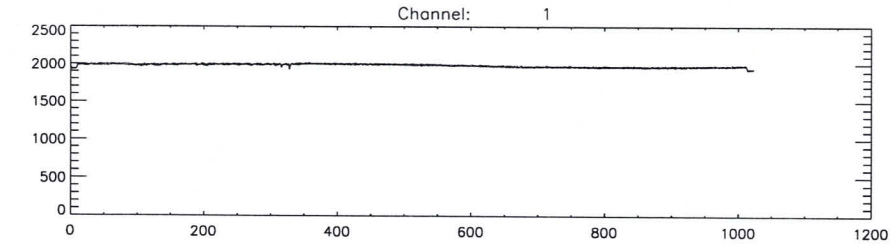
Channel: 1
2500
2000
1500
1000
500
0
0
200
400
600
800
1000
1200

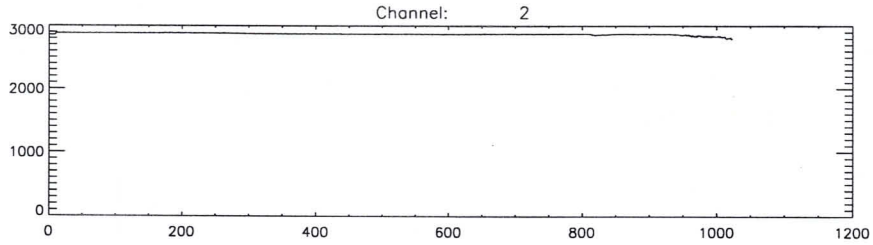
Channel: 2
3000
2000
1000
0
0
200
400
600
800
1000
1200

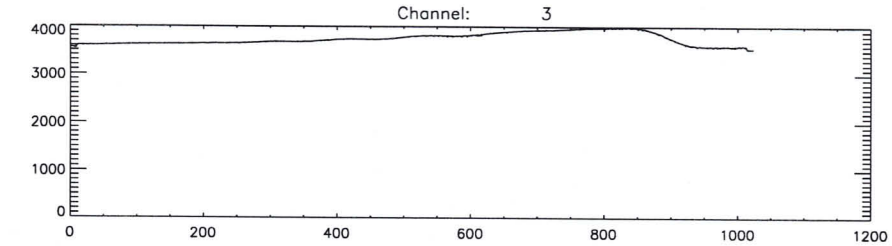
Channel: 3
4000
3000
2000
1000
0
0
200
400
600
800
1000
1200

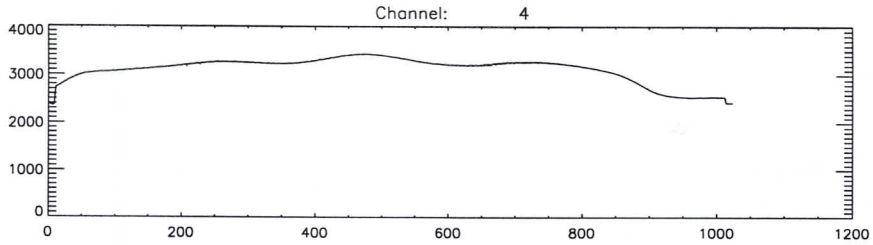
Channel: 4
4000
3000
2000
1000
0
0
200
400
600
800
1000
1200

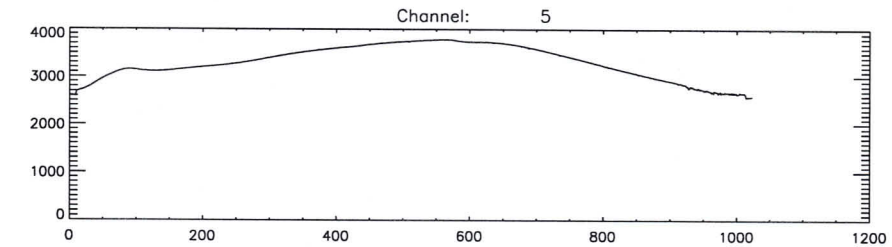
Channel: 5
4000
3000
2000
1000
0
0
200
400
600
800
1000
1200

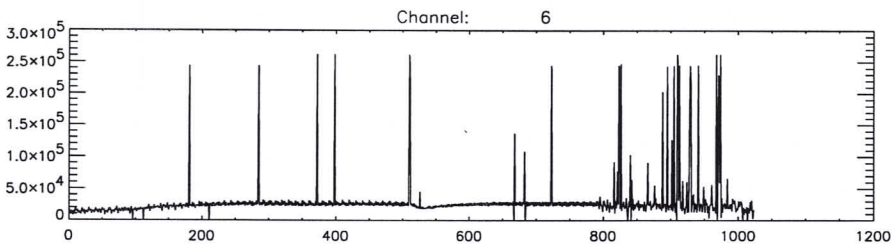
Channel: 6
3.0x10^5
2.5x10^5
2.0x10^5
1.5x10^5
1.0x10^5
5.0x10^4
0
0
200
400
600
800
1000
1200

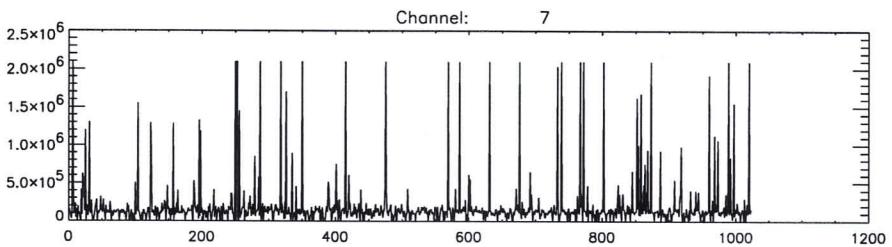
Channel: 7
2.5x10^6
2.0x10^6
1.5x10^6
1.0x10^6
5.0x10^5
0
0
200
400
600
800
1000
1200

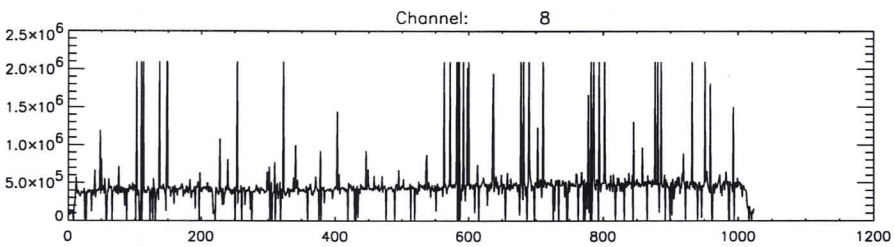
Channel: 8
2.5x10^6
2.0x10^6
1.5x10^6
1.0x10^6
5.0x10^5
0
0
200
400
600
800
1000
1200

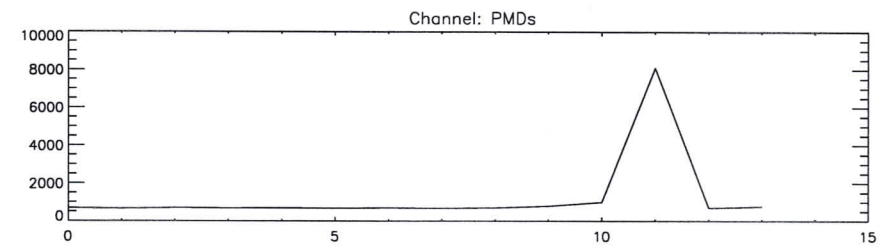
Channel: PMDs
10000
8000
6000
4000
2000
0
0
5
10
15

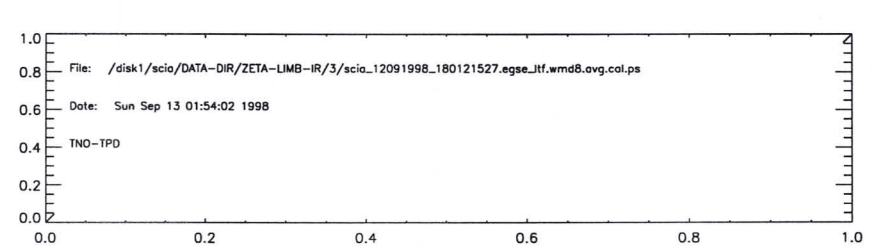
File: /disk1/scio/DATA-DIR/ZETA-LIMB-IR/3/scia_12091998_180121527.egse_ltf.wmd8.avg.cal.ps
Date: Sun Sep 13 01:54:02 1998
TNO-TPD
1.0
0.8
0.6
0.4
0.2
0.0
0.0
0.2
0.4
0.6
0.8
1.0

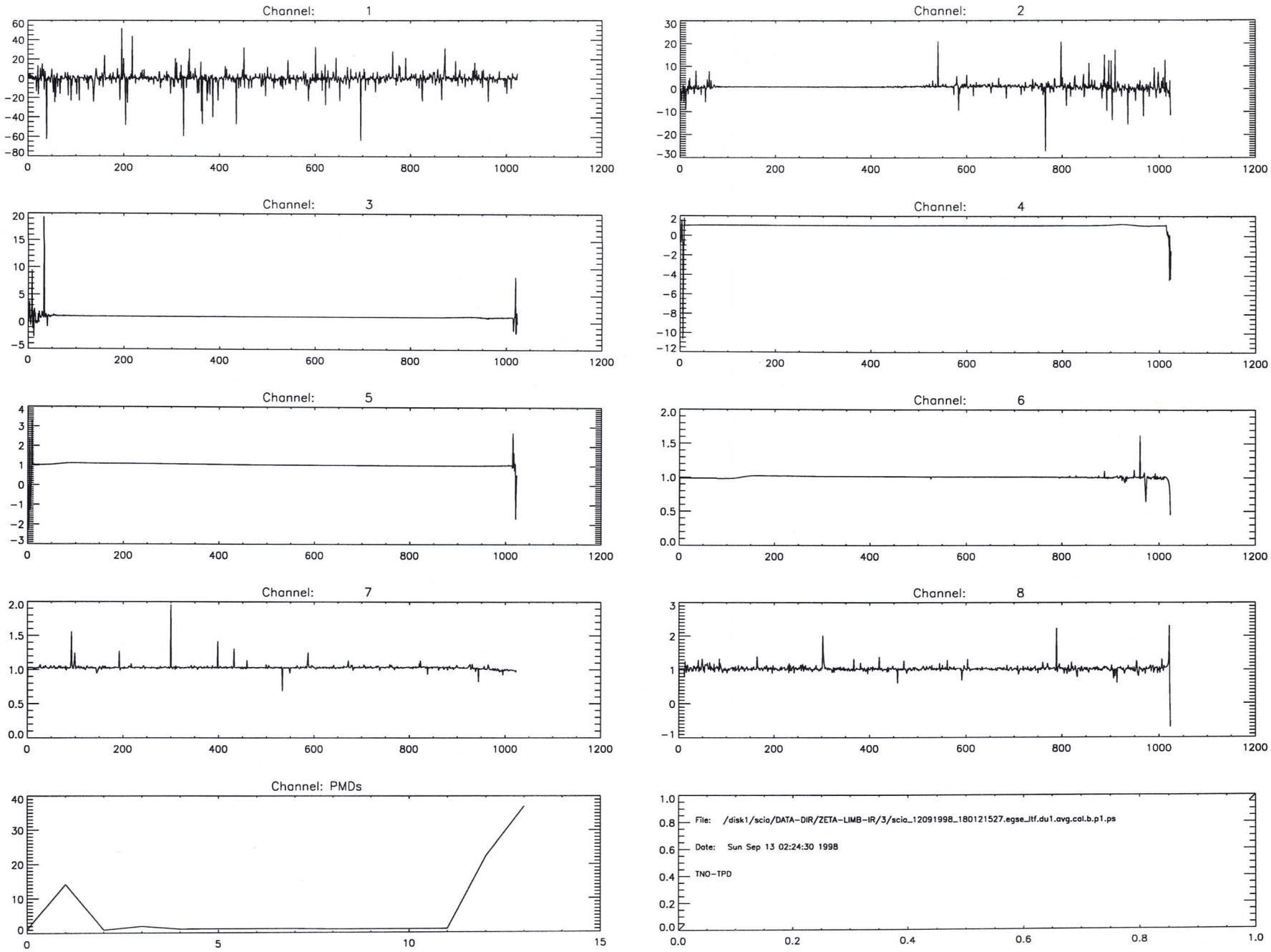
Channel: 1
Channel: 2
Channel: 3
Channel: 4
Channel: 5
Channel: 6
Channel: 7
Channel: 8
Channel: PMDs
File: /disk1/scia/DATA-DIR/ZETA-LIMB-IR/3/scia_12091998_180121527.egse_ltf.du1.avg.cal.b.p1.ps
Date: Sun Sep 13 02:24:30 1998
TNO-TPD

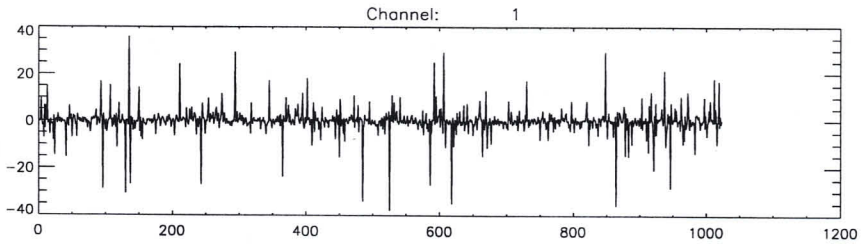
Channel: 1

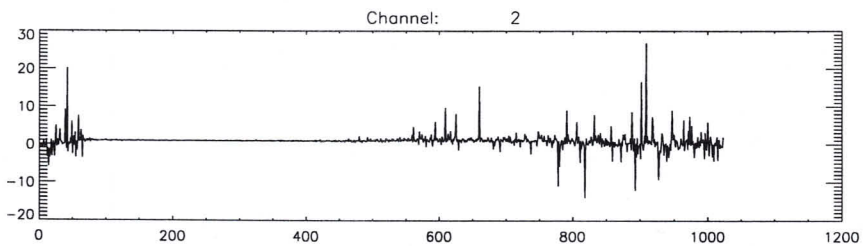
Channel: 2

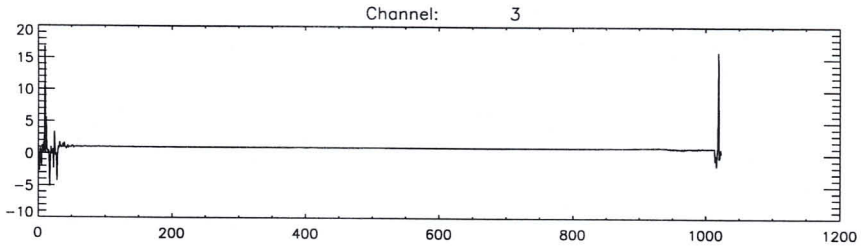
Channel: 3

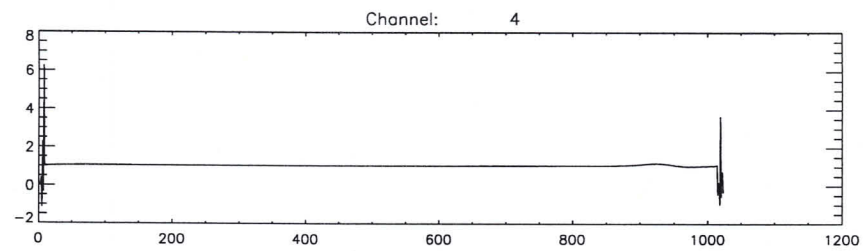
Channel: 4

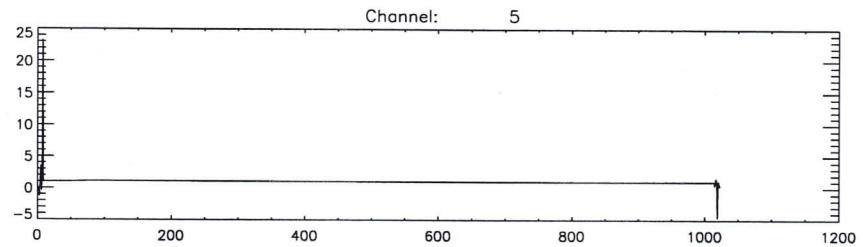
Channel: 5

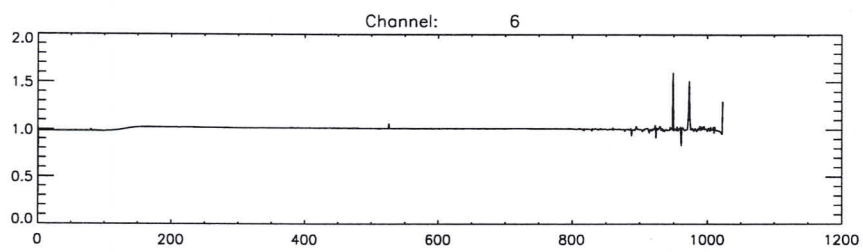
Channel: 6

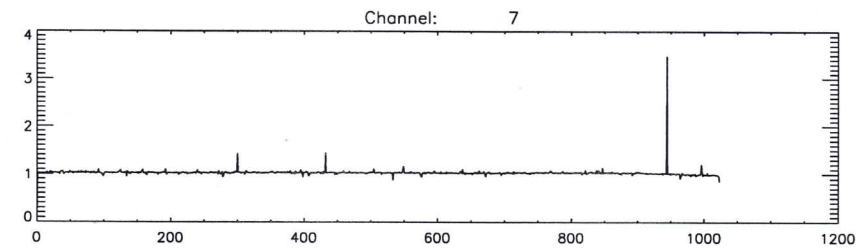
Channel: 7

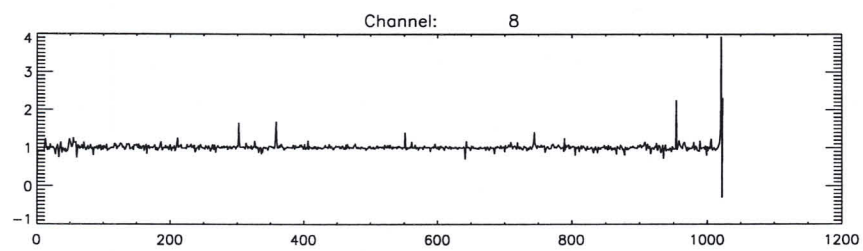
Channel: 8

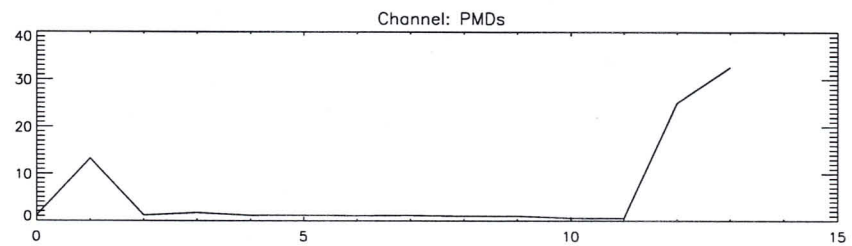
Channel: PMDs

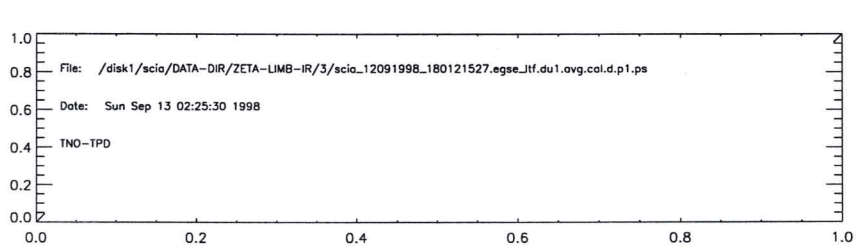
File: /disk1/scia/DATA-DIR/ZETA-LIMB-IR/3/scia_12091998_180121527.egse_ltf.du1.avg.cal.d.p1.ps
Date: Sun Sep 13 02:25:30 1998
TNO-TPD

#####
#####
#####
#####
#####
User: scia6!scia
#####
Title: scia_12091998_180121527.egse_ltf.du1.avg.cal.b.p1.cal.log
#####
scia6
#####
Printed: Sun 02:42 Sep 13, 1998
#####
Job number: hp6mp-526
#####
#####
#####
#####
#####

```
Version:  0.1
Input files:
 /disk1/scia/DATA-DIR/ZETA-LIMB-IR/3/scia_12091998_180121527.egse_ltf.du1.avg.
 /disk1/scia/DATA-DIR/ZETA-LIMB-IR/3/scia_12091998_180121527.egse_ltf.wmb1.avg
 /disk1/scia/DATA-DIR/ZETA-LIMB-IR/3/scia_12091998_180121527.egse_ltf.wmb2.avg
 /disk1/scia/DATA-DIR/ZETA-LIMB-IR/3/scia_12091998_180121527.egse_ltf.wmb3.avg
 /disk1/scia/DATA-DIR/ZETA-LIMB-IR/3/scia_12091998_180121527.egse_ltf.wmb4.avg
 /disk1/scia/DATA-DIR/ZETA-LIMB-IR/3/scia_12091998_180121527.egse_ltf.wmb5.avg
 /disk1/scia/DATA-DIR/ZETA-LIMB-IR/3/scia_12091998_180121527.egse_ltf.wmb6.avg
 /disk1/scia/DATA-DIR/ZETA-LIMB-IR/3/scia_12091998_180121527.egse_ltf.wmb7.avg
 /disk1/scia/DATA-DIR/ZETA-LIMB-IR/3/scia_12091998_180121527.egse_ltf.wmb8.avg
 /disk1/scia/DATA-DIR/ZETA-LIMB-IR/3/scia_12091998_180121527.egse_ltf.w4b1.avg
 /disk1/scia/DATA-DIR/ZETA-LIMB-IR/3/scia_12091998_180121527.egse_ltf.w4b2.avg
 /disk1/scia/DATA-DIR/ZETA-LIMB-IR/3/scia_12091998_180121527.egse_ltf.w4b3.avg
 /disk1/scia/DATA-DIR/ZETA-LIMB-IR/3/scia_12091998_180121527.egse_ltf.w4b4.avg
 /disk1/scia/DATA-DIR/ZETA-LIMB-IR/3/scia_12091998_180121527.egse_ltf.w4b5.avg
 /disk1/scia/DATA-DIR/ZETA-LIMB-IR/3/scia_12091998_180121527.egse_ltf.w4b6.avg
 /disk1/scia/DATA-DIR/ZETA-LIMB-IR/3/scia_12091998_180121527.egse_ltf.w4b7.avg
 /disk1/scia/DATA-DIR/ZETA-LIMB-IR/3/scia_12091998_180121527.egse_ltf.w4b8.avg
Processing:
Computation of Eta (do_single_eta)
PPG correction filename used: /disk1/scia/DATA-DIR/CORR/latest/ppg.cal
ETALON correction filename used:
PIXEL correction filename used: /disk1/scia/DATA-DIR/CORR/latest/dead_bad.pix
WL correction filename used: /disk1/scia/DATA-DIR/CORR/latest/wl.data
STRAYLIGHT correction filename used:
Processing time: Sun Sep 13 02:24:29 1998
Output file name:
/disk1/scia/DATA-DIR/ZETA-LIMB-IR/3/scia_12091998_180121527.egse_ltf.du1.avg.c
```

```
Version:  0.1
Input files:
 /disk1/scia/DATA-DIR/ZETA-LIMB-IR/3/scia_12091998_180121527.egse_ltf.du1.avg.
 /disk1/scia/DATA-DIR/ZETA-LIMB-IR/3/scia_12091998_180121527.egse_ltf.wmd1.avg
 /disk1/scia/DATA-DIR/ZETA-LIMB-IR/3/scia_12091998_180121527.egse_ltf.wmd2.avg
 /disk1/scia/DATA-DIR/ZETA-LIMB-IR/3/scia_12091998_180121527.egse_ltf.wmd3.avg
 /disk1/scia/DATA-DIR/ZETA-LIMB-IR/3/scia_12091998_180121527.egse_ltf.wmd4.avg
 /disk1/scia/DATA-DIR/ZETA-LIMB-IR/3/scia_12091998_180121527.egse_ltf.wmd5.avg
 /disk1/scia/DATA-DIR/ZETA-LIMB-IR/3/scia_12091998_180121527.egse_ltf.wmd6.avg
 /disk1/scia/DATA-DIR/ZETA-LIMB-IR/3/scia_12091998_180121527.egse_ltf.wmd7.avg
 /disk1/scia/DATA-DIR/ZETA-LIMB-IR/3/scia_12091998_180121527.egse_ltf.wmd8.avg
 /disk1/scia/DATA-DIR/ZETA-LIMB-IR/3/scia_12091998_180121527.egse_ltf.w4d1.avg
 /disk1/scia/DATA-DIR/ZETA-LIMB-IR/3/scia_12091998_180121527.egse_ltf.w4d2.avg
 /disk1/scia/DATA-DIR/ZETA-LIMB-IR/3/scia_12091998_180121527.egse_ltf.w4d3.avg
 /disk1/scia/DATA-DIR/ZETA-LIMB-IR/3/scia_12091998_180121527.egse_ltf.w4d4.avg
 /disk1/scia/DATA-DIR/ZETA-LIMB-IR/3/scia_12091998_180121527.egse_ltf.w4d5.avg
 /disk1/scia/DATA-DIR/ZETA-LIMB-IR/3/scia_12091998_180121527.egse_ltf.w4d6.avg
 /disk1/scia/DATA-DIR/ZETA-LIMB-IR/3/scia_12091998_180121527.egse_ltf.w4d7.avg
 /disk1/scia/DATA-DIR/ZETA-LIMB-IR/3/scia_12091998_180121527.egse_ltf.w4d8.avg
Processing:
Computation of Eta (do_single_eta)
PPG correction filename used: /disk1/scia/DATA-DIR/CORR/latest/ppg.cal
ETALON correction filename used:
PIXEL correction filename used: /disk1/scia/DATA-DIR/CORR/latest/dead_bad.pix
WL correction filename used: /disk1/scia/DATA-DIR/CORR/latest/wl.data
STRAYLIGHT correction filename used:
Processing time: Sun Sep 13 02:25:30 1998
Output file name:
/disk1/scia/DATA-DIR/ZETA-LIMB-IR/3/scia_12091998_180121527.egse_ltf.du1.avg.c
```

Formal Run of Measurement

(Measurement ID) ETA_UV_VIS_Limb

Request for Actual Status	X	(cross out entries that are **not** requested.)
Request for Modification	X	(fill in only entries to be modified)
Request for Run	X	(no entries = run based on actual default settings)

Scanner Positions

Azimuth	-45	deg
Elevation	+165,0	deg

Timeline for each Data Acquisition Period during Measurement

	1	2	3	4	5	6	7	8	9	10
State ID	9									
Repetitions	1									

State Parameters for States used in Timeline (State ID must be given)

Channel	PET [s] or H#	Co-Adding	PET [s] or H#	Co-Adding	PET [s] or H#	Co-Adding	PET [s] or H#	Co-Adding
1a	64	1						
1b	64	1						
2b	64	1						
2a	64	1						
3	64	1						
4	64	1						
5	64	1						
6	32	2						
7	2	32						
8	2	32						
State ID								

Step 19-0

Test!

Maybe an Error - Measurement

Pet's unchanged

Stimuli Settings for Existing Blocks in Measurement

Block No	Stimuli Setup ID	PPC [deg]	Polarizer [deg]	Shutter open/close	Acquisition Time [s]	Lambda [nm] Start	Stop	Step	Repetition Factor	Message	OS Setup Time [s]
1	2	4	129,1	close	1	240	240	0	1	DU1	12
2.1	2	4	129,1	open	1	240	240	0	1	W4a#	20
2.2	2	4	42,9	open	1	240	240	0	1	Wma#	20
3.1	2	16,5	129,1	open	1	240	240	0	1	W4c#	20
3.2	2	16,5	42,9	open	1	240	240	0	1	Wmc#	20
4.1	2	22,3	129,1	open	1	240	240	0	1	W4e#	20
4.2	2	22,3	42,9	open	1	240	240	0	1	Wme#	20
5	2	22,3	42,9	close	1	240	240	0	1	DU2	0

Measurement Data Description

Test Purpose	UID 57
Remark	Check PETS
Data Directory	0255_23.59.00_ETA_UV_VIS_LIMB

Signatures

	Date	Signature
Issued	12-09-98	M. Stop
< Performed	13.9.98	A. [illegible]

Formal Run of Measurement

(Measurement ID) ETA_UV_VIS_Limb

Request for Actual Status
Request for Modification
Request for Run

(cross out entries that are **not** requested.)
(fill in only entries to be modified)
(no entries = run based on actual default settings)

Scanner Positions

Azimuth	-45	deg
Elevation	+165	deg

Timeline for each Data Acquisition Period during Measurement

	1	2	3	4	5	6	7	8	9	10
State ID	9									
Repetitions	5									

State Parameters for States used in Timeline (State ID must be given)

Channel	PET [s] or H#	Co-Adding	PET [s] or H#	Co-Adding	PET [s] or H#	Co-Adding	PET [s] or H#	Co-Adding
1a	64	1						
1b	64	1						
2b	64	1						
2a	64	1						
3	64	1						
4	64	1						
5	64	1						
6	32	2						
7	2	32						
8	2	32						
State ID								

Step 19-9

Zeta_limb over diffusers

ZETA-LIMB-UV/3

Stimuli Settings for Existing Blocks in Measurement

Block No	Stimuli Setup ID	PPC [deg]	Polarizer [deg]	Shutter open/close	Acquisition Time [s]	Lambda [nm] Start	Stop	Step	Repetition Factor	Message	OS Setup Time [s]
1	2	4	129.1	Close	1	240	240	0	16	DU1	12
2.1	2	4	129.1	open	1	"	"	0	16	Uma#	20
2.2	2	4	42.9	open	1	"	"	0	16	Wma#	20
3.1	2	16.5	129.1	open	1	"	"	0	16	Wyc#	20
3.2	2	16.5	42.9	open	1	"	"	0	16	Wmc#	20
4.1	2	22.3	129.1	open	1	"	"	0	16	Wye#	20
4.2	2	22.3	42.9	open	1	"	"	0	16	Wme#	20
5	2	22.3	42.9	close	1	240	240	0	16	DU2	8

Measurement Data Description

Test Purpose	UID 57
Remark	
Data Directory	0256_00.47.06_ . . . . .

Signatures

	Date	Signature
Issued	12-09-98	
< Performed	13.9.98	

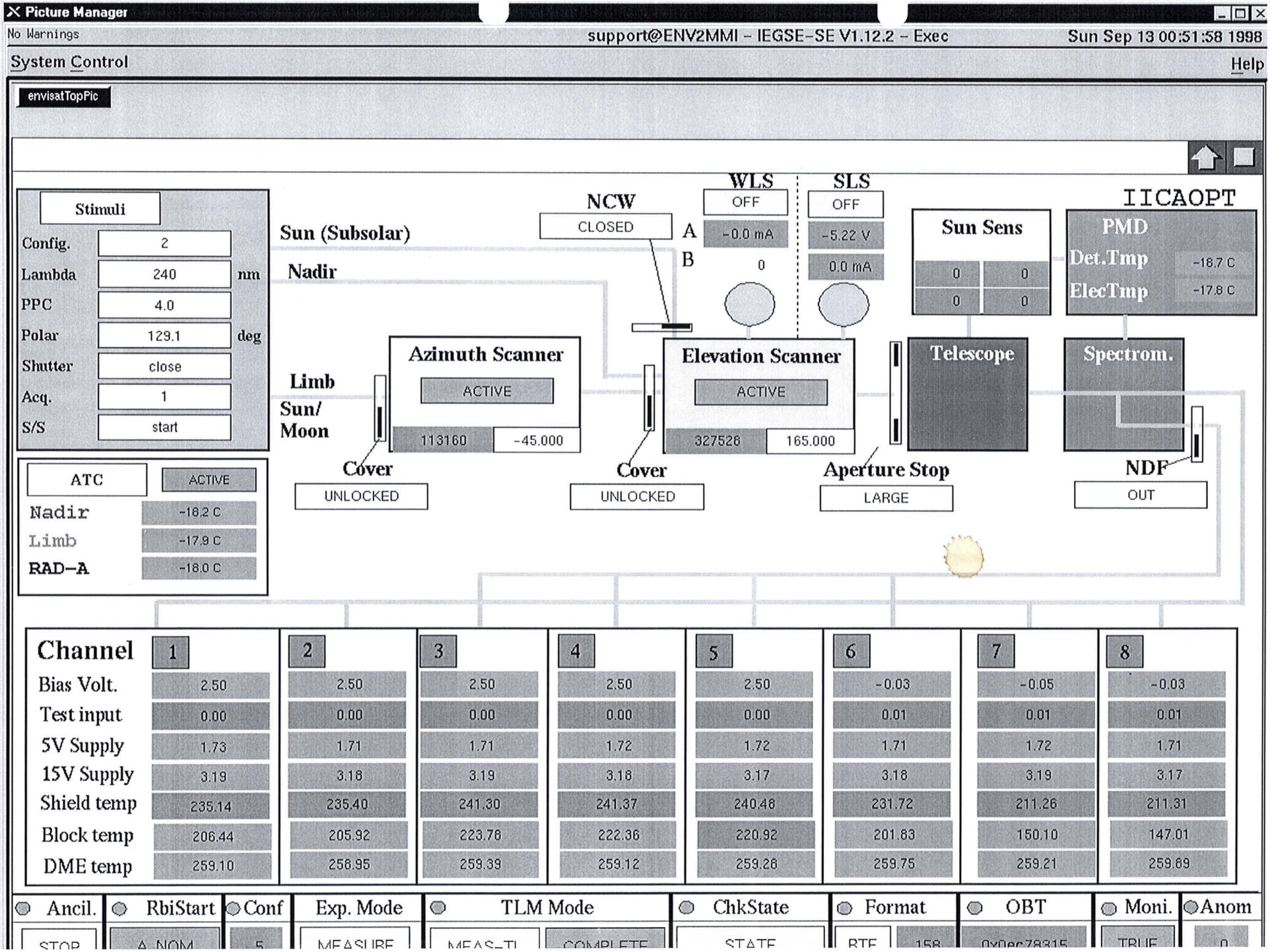
Picture Manager
No Warnings
support@ENV2MMI - IEGSE-SE V1.12.2 - Exec
Sun Sep 13 00:51:58 1998
System Control
Help
envisatTopPic
Stimuli
Config. 2
Lambda 240 nm
PPC 4.0
Polar 129.1 deg
Shutter close
Acq. 1
S/S start
ATC ACTIVE
Nadir -18.2 C
Limb -17.9 C
RAD-A -18.0 C
Sun (Subsolar)
Nadir
Limb
Sun/
Moon
NCW
CLOSED
WLS
OFF
A -0.0 mA
B 0
SLS
OFF
-5.22 V
0.0 mA
Sun Sens
0 0
0 0
IICAOPT
PMD
Det.Tmp -18.7 C
ElecTmp -17.8 C
Azimuth Scanner
ACTIVE
113160 -45.000
Elevation Scanner
ACTIVE
327528 165.000
Telescope
Spectrom.
Cover
UNLOCKED
Cover
UNLOCKED
Aperture Stop
LARGE
NDF
OUT
Channel 1 2 3 4 5 6 7 8
Bias Volt. 2.50 2.50 2.50 2.50 2.50 -0.03 -0.05 -0.03
Test input 0.00 0.00 0.00 0.00 0.00 0.01 0.01 0.01
5V Supply 1.73 1.71 1.71 1.72 1.72 1.71 1.72 1.71
15V Supply 3.19 3.18 3.19 3.18 3.17 3.18 3.19 3.17
Shield temp 235.14 235.40 241.30 241.37 240.48 231.72 211.26 211.31
Block temp 206.44 205.92 223.76 222.36 220.92 201.83 150.10 147.01
DME temp 259.10 258.95 259.39 259.12 259.28 259.75 259.21 259.69
Ancil.
RbiStart
Conf
Exp. Mode
TLM Mode
ChkState
Format
OBT
Moni.
Anom
STOP
A_NOM
5
MEASURE
MEAS_TL
COMPLETE
STATE
RTE
158
0x0ec78315
TRUE
0

MASTER

2 ETA-UV

STEP	ACTION	RESULT	MARKER
Intro	Your name:	André Bos	
	Date:	13-09-1998	
	What's the name of the (main) data input files generated by the EGSE? (*.dat)	Scia 013091998-005032592	(A)
	Setup a three-window configuration on your SUN.		see course descr.
Cnstr directory	`cd ~/DATA-DIR/ETA-UV/ ;` ETA-LIMB-UV `ls -l`		Note: In window DATA-DIR
	highest number in directory?	2	(B)
	New directory: `mkdir <B+1>` `ls -l`		
	What's now the highest number in directory?	3	(C)
	<C> should be <B> + 1	Y / N	
	directory name is:	~/DATA-DIR/ETA-~~UV~~/<C> LimB-uv	(DIR-NAME)
Copy data	See Analysis sheet: Transfer Data File	Y / N	In DATA-DIR window
Cnstr EGSE_LTF	`cal_raw2ltf .` (Error messages are not necessarily fatal; check with SOLAN --in solan window-- whether output file is okay: there should be a signal present, and `dremark1` labels should be filled) `ls -l *.egse_ltf`		Note: In window DATA-DIR; ***don't forget the dot !!!;*** *May take more than 15 mins.*
	What's the name of the egse_ltf file	Scia.013091998-005032592.egse_ltf	(D)
	`<D> should be <A>.egse_ltf`	Y / N	
Cnstr CAL files	`idl run_averscia` (and select file <D> when asked)		Note: In window IDL
Check CAL files	Dark files: `ls -l *du*.avg.cal`		
	size:	146k	should be approx 150Kb
	S-pol file: `ls -l *ws*.avg.cal`		
	size:	146k	should be approx 150Kb

	Size of file `<D>.du*.avg.cal.[a|c|e].p1.log`	
	Size of file `<D>.du*.avg.cal.[a|c|e].p1.ps`	
Check ETA visually	`lpr -P<printer> <D>.*du.*.p1.cal.ps`	
	Value of ETA in each channel (pixel 300 -- 800) between 0 and 3? (in channels 1-4)	Y / N
	Value of ETA resembles expected ETA (see [Predicted PFM calibration results])?	Y / N
	Add postscript images to logbook, done	Y / N
Print logfiles	`lpr -P<printer> <D>.du*.p1.cal.log`	
	Add logfiles to logbook, done	Y / N

Back up	Create 3 sets of backup CDs of directory <DIR-NAME> (One CD has a capacity of 600 Mbytes, the UNIX command `/usr/bin/du -k .` gives the number of kilo bytes in the current directory).		See analysis sheet BackUp
	Name of backup CDs		

Sign:	Name	
	Date and time	
	Signature	

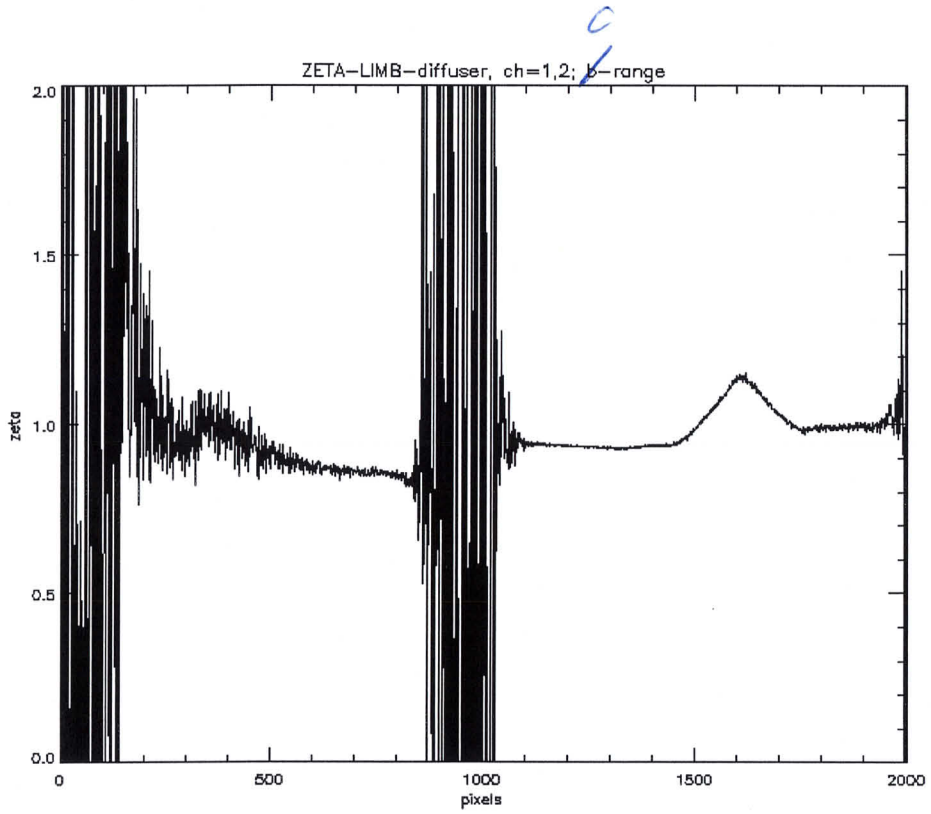
ZETA–LIMB–diffuser, ch=1,2; b–range
zeta
2.0
1.5
1.0
0.5
0.0
0
500
1000
1500
2000
pixels

~~2~~

a-range

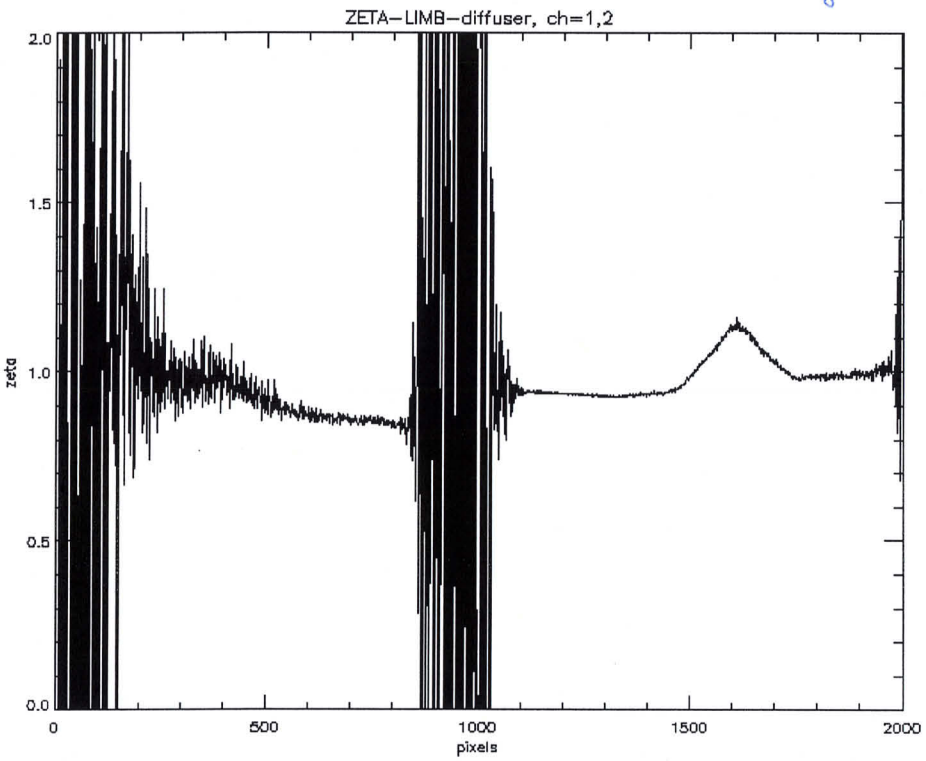
ZETA–LIMB–diffuser, ch=1,2
zeta
2.0
1.5
1.0
0.5
0.0
0
500
1000
1500
2000
pixels

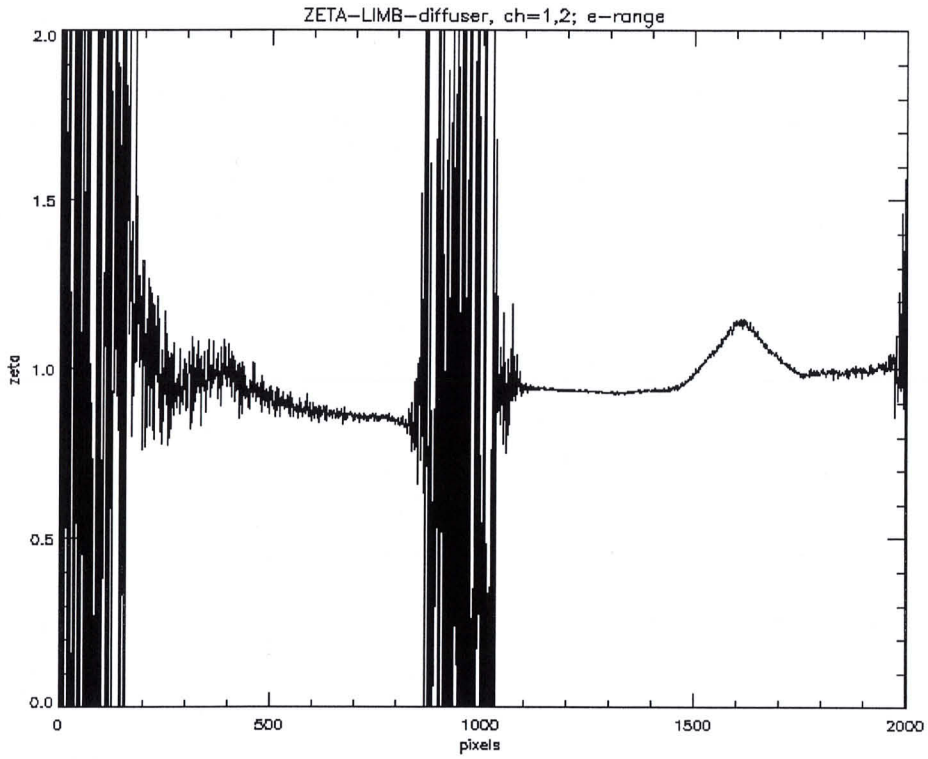
ZETA-LIMB-diffuser, ch=1,2; e-range
2.0
1.5
1.0
0.5
0.0
zeta
0
500
1000
1500
2000
pixels

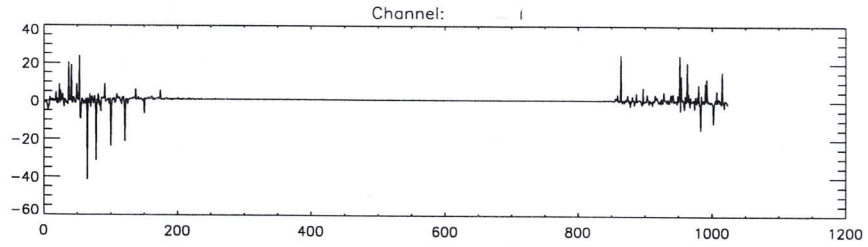
Channel: 1

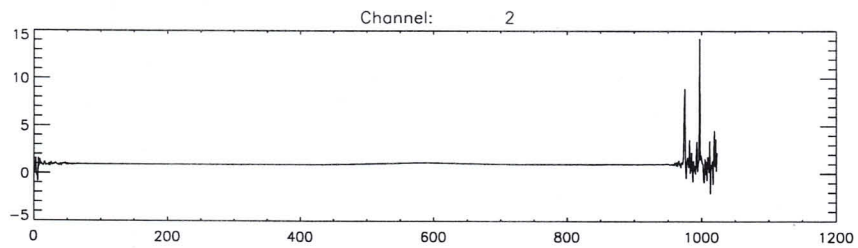
Channel: 2

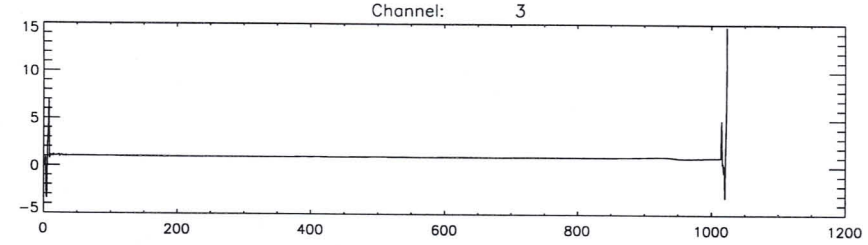
Channel: 3

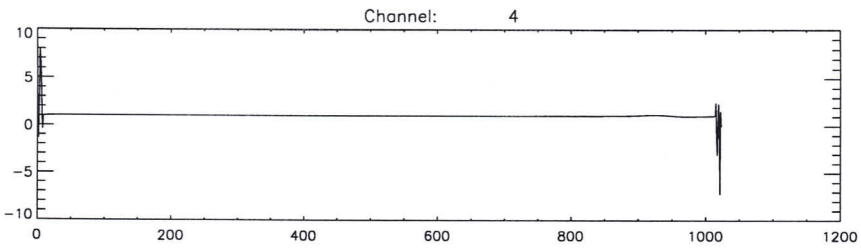
Channel: 4

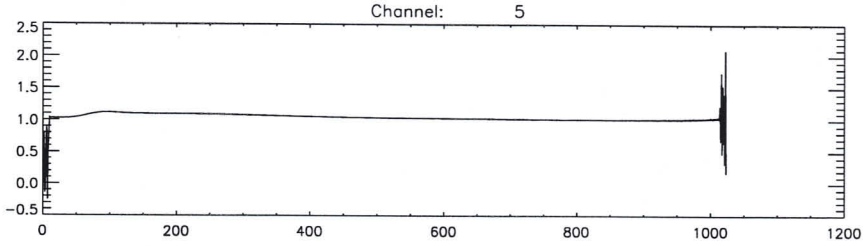
Channel: 5

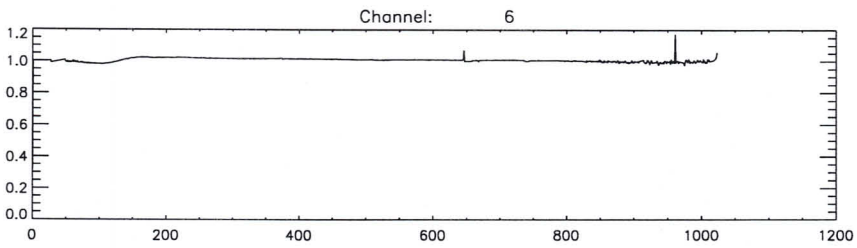
Channel: 6

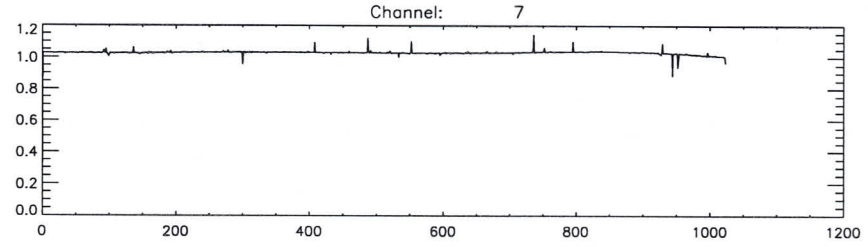
Channel: 7

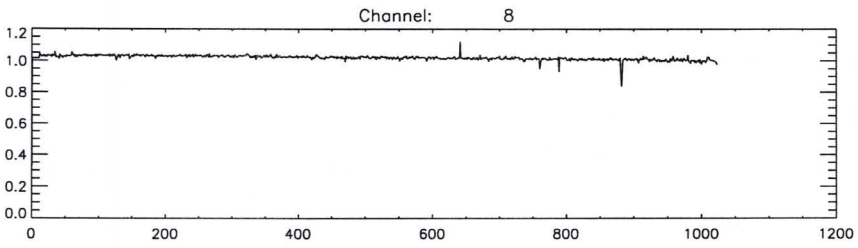
Channel: 8

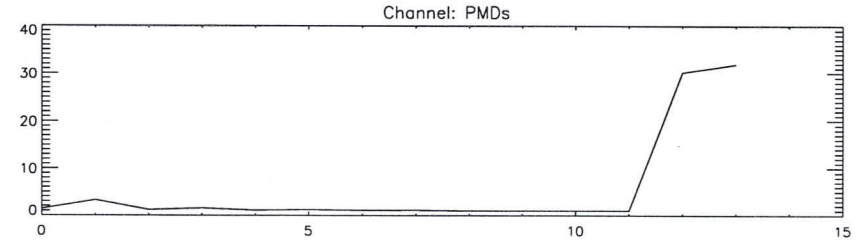
Channel: PMDs

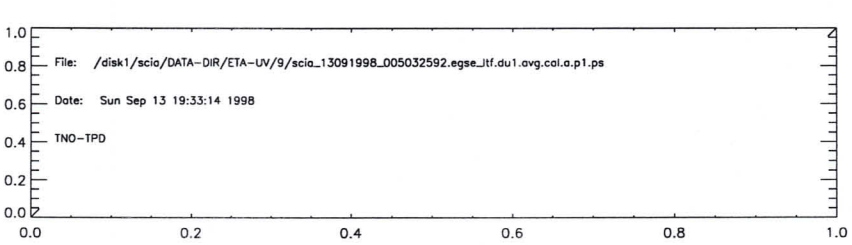
File: /disk1/scia/DATA-DIR/ETA-UV/9/scia_13091998_005032592.egse_itf.du1.avg.cal.a.p1.ps
Date: Sun Sep 13 19:33:14 1998
TNO-TPD

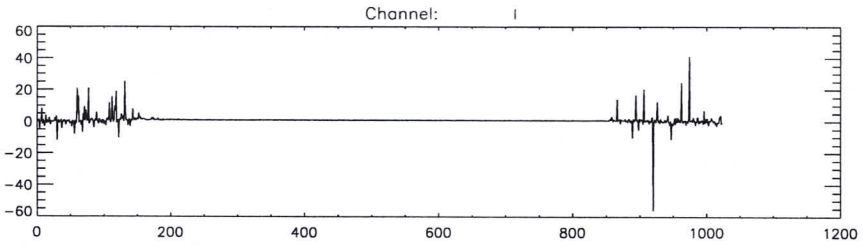
Channel: 1

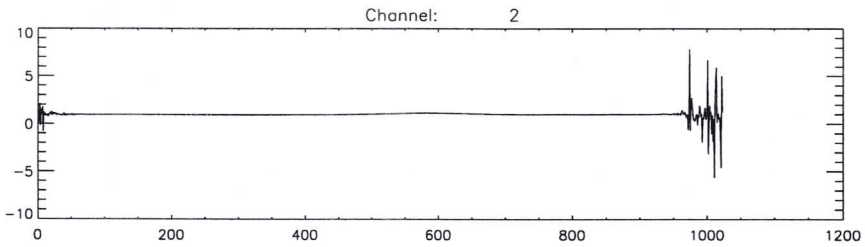
Channel: 2

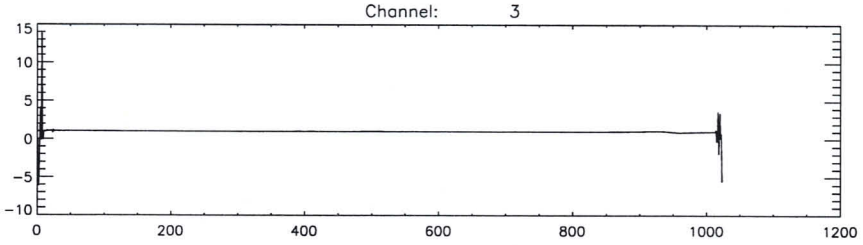
Channel: 3

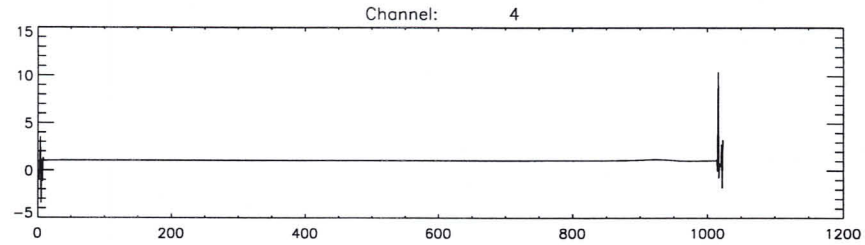
Channel: 4

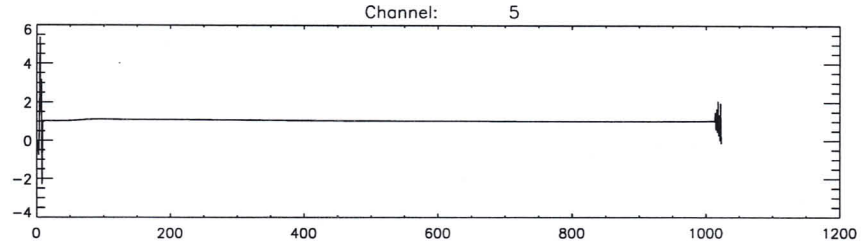
Channel: 5

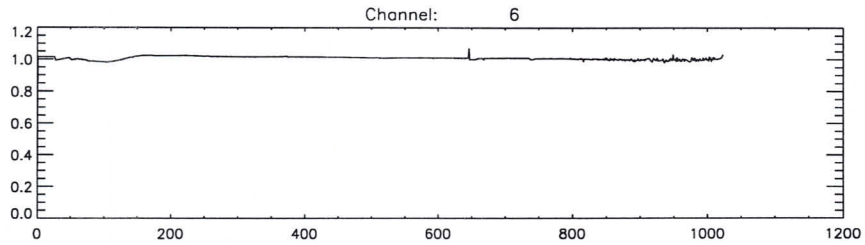
Channel: 6

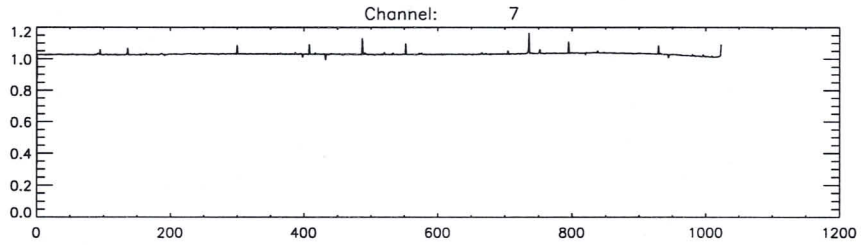
Channel: 7

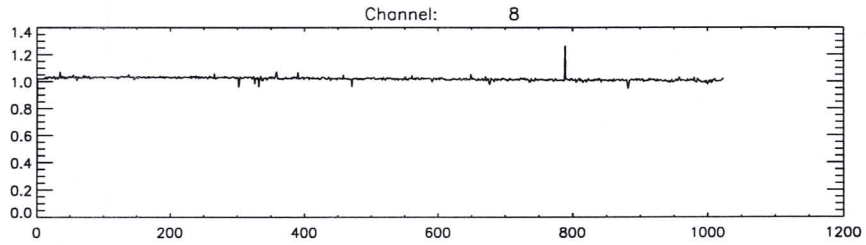
Channel: 8

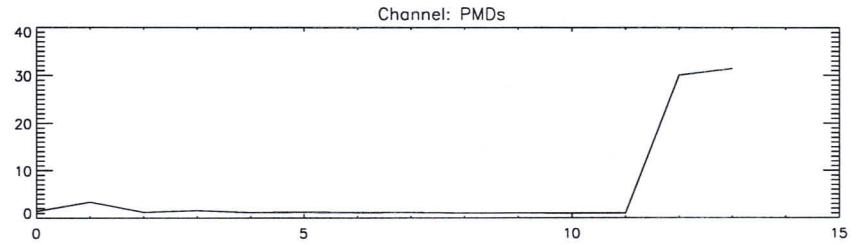
Channel: PMDs

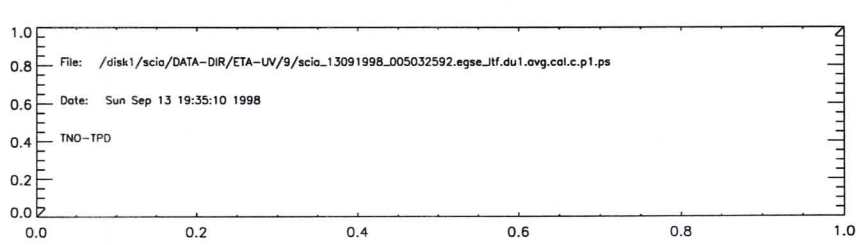
File: /disk1/scia/DATA-DIR/ETA-UV/9/scia_13091998_005032592.egse_itf.du1.avg.cal.c.p1.ps
Date: Sun Sep 13 19:35:10 1998
TNO-TPD

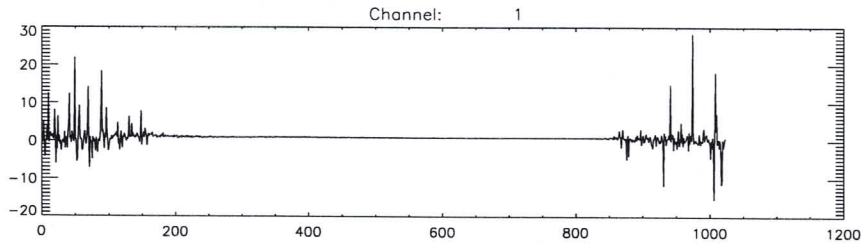
Channel: 1

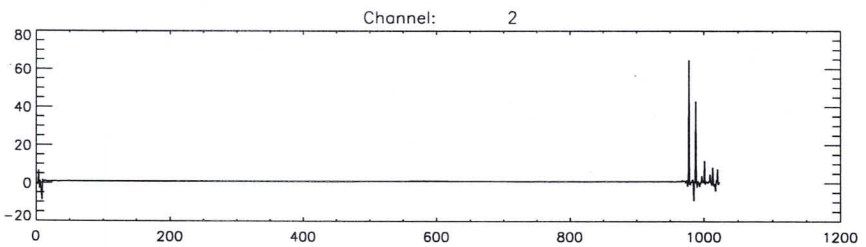
Channel: 2

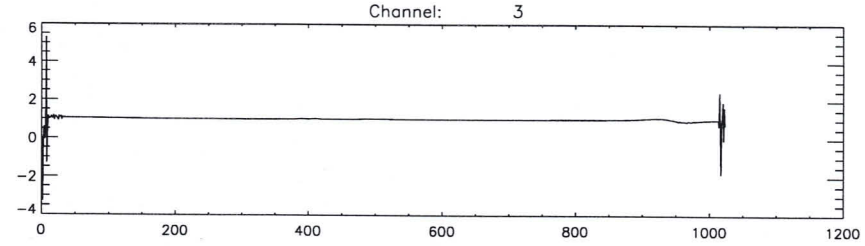
Channel: 3

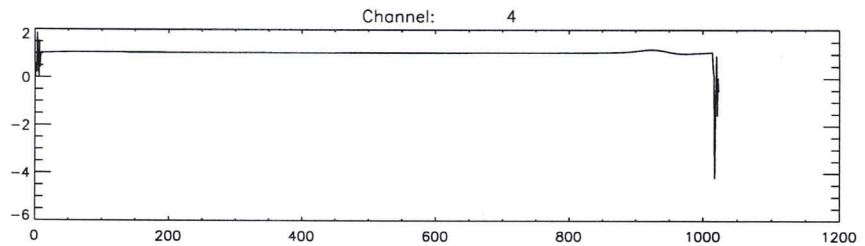
Channel: 4

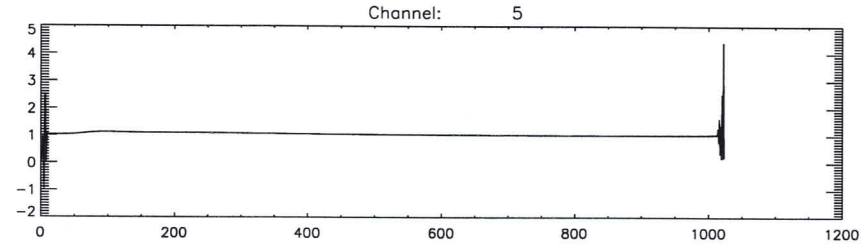
Channel: 5

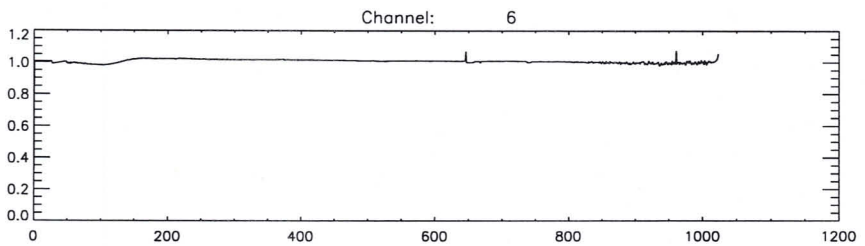
Channel: 6

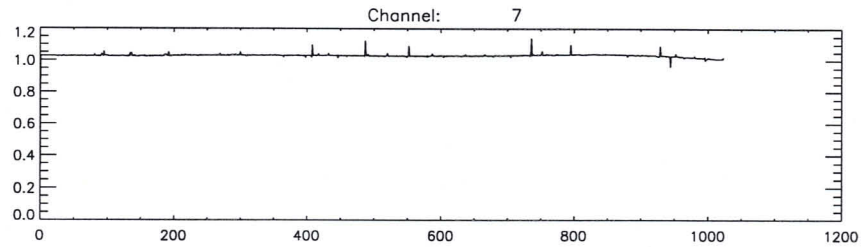
Channel: 7

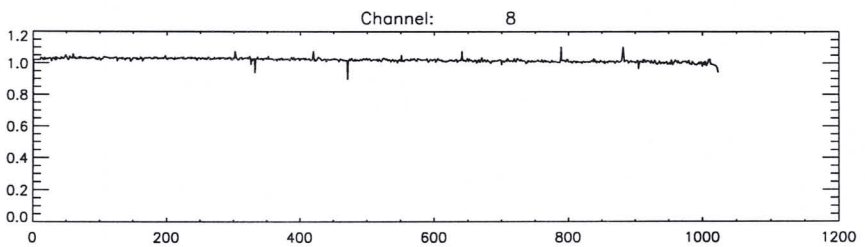
Channel: 8

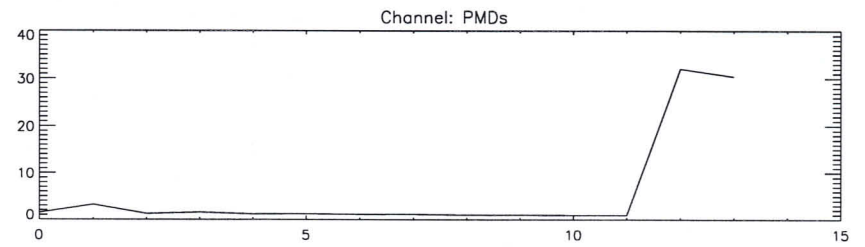
Channel: PMDs

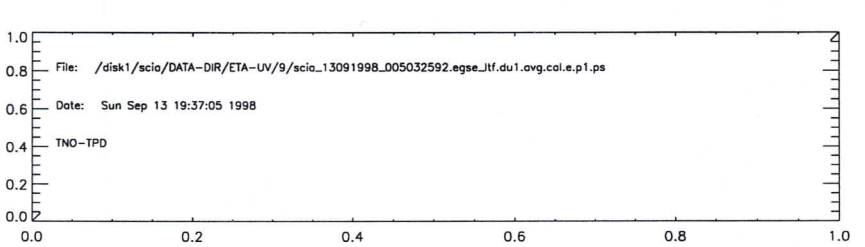
File: /disk1/scia/DATA-DIR/ETA-UV/9/scia_13091998_005032592.egse_ltf.du1.avg.cal.e.p1.ps
Date: Sun Sep 13 19:37:05 1998
TNO-TPD

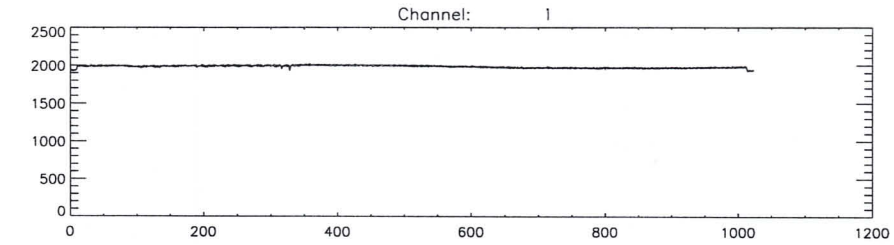
Channel: 1
2500
2000
1500
1000
500
0
0
200
400
600
800
1000
1200

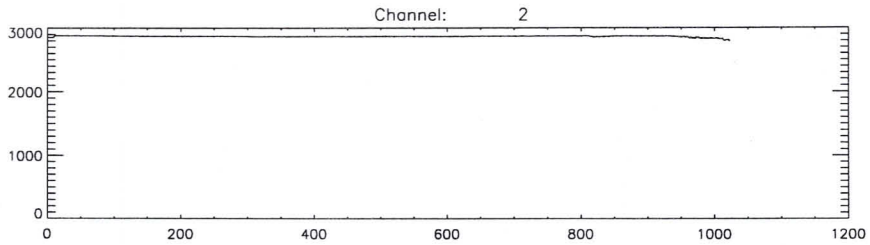
Channel: 2
3000
2000
1000
0
0
200
400
600
800
1000
1200

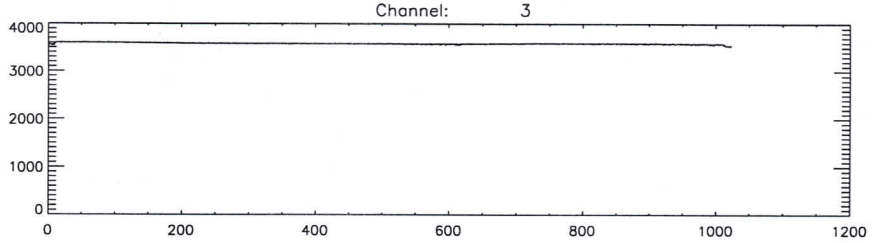
Channel: 3
4000
3000
2000
1000
0
0
200
400
600
800
1000
1200

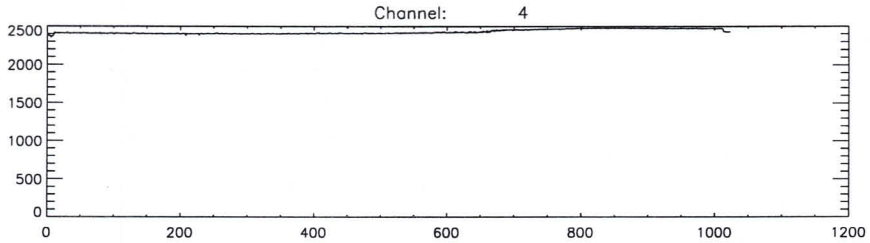
Channel: 4
2500
2000
1500
1000
500
0
0
200
400
600
800
1000
1200

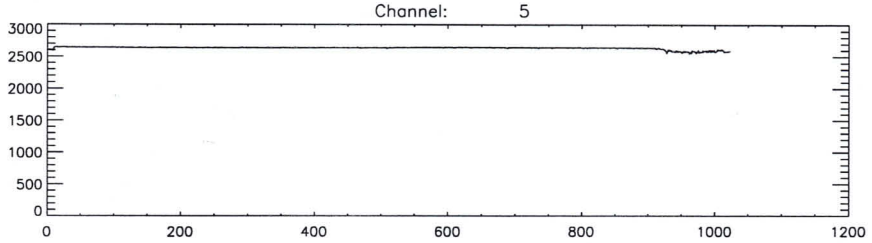
Channel: 5
3000
2500
2000
1500
1000
500
0
0
200
400
600
800
1000
1200

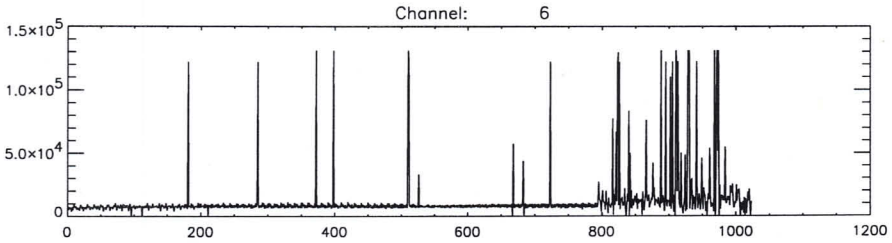
Channel: 6
1.5×10^5
1.0×10^5
5.0×10^4
0
0
200
400
600
800
1000
1200

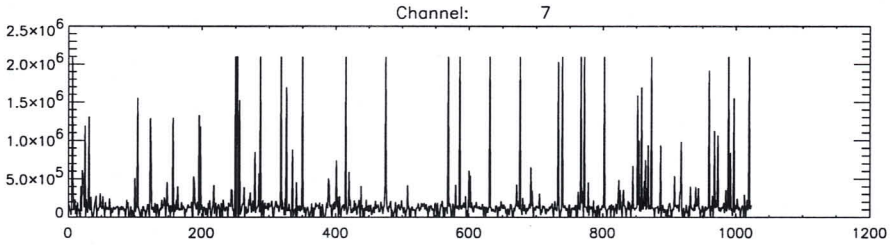
Channel: 7
2.5×10^6
2.0×10^6
1.5×10^6
1.0×10^6
5.0×10^5
0
0
200
400
600
800
1000
1200

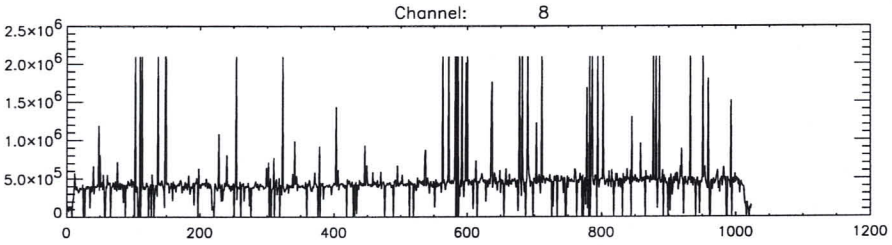
Channel: 8
2.5×10^6
2.0×10^6
1.5×10^6
1.0×10^6
5.0×10^5
0
0
200
400
600
800
1000
1200

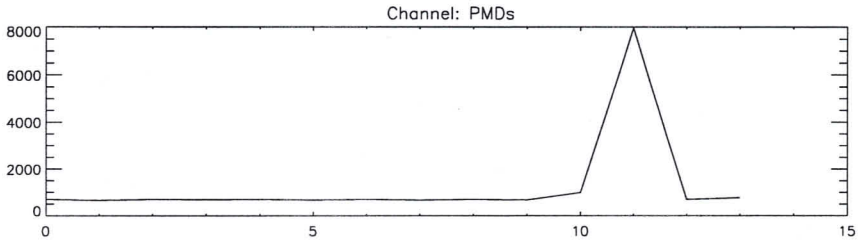
Channel: PMDs
8000
6000
4000
2000
0
0
5
10
15

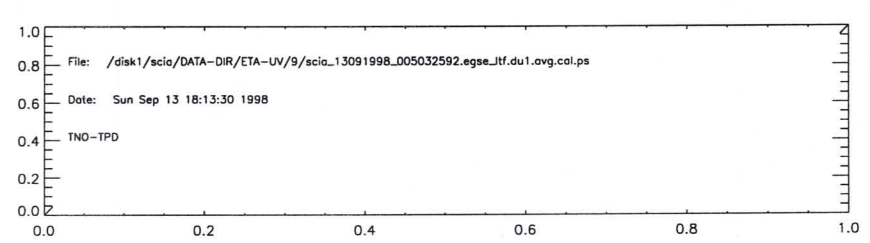
File: /disk1/scia/DATA-DIR/ETA-UV/9/scia_13091998_005032592.egse_ltf.du1.avg.cal.ps
Date: Sun Sep 13 18:13:30 1998
TNO-TPD
1.0
0.8
0.6
0.4
0.2
0.0
0.0
0.2
0.4
0.6
0.8
1.0

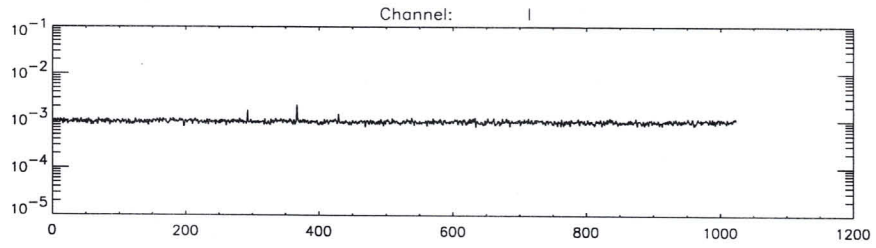
Channel: 1

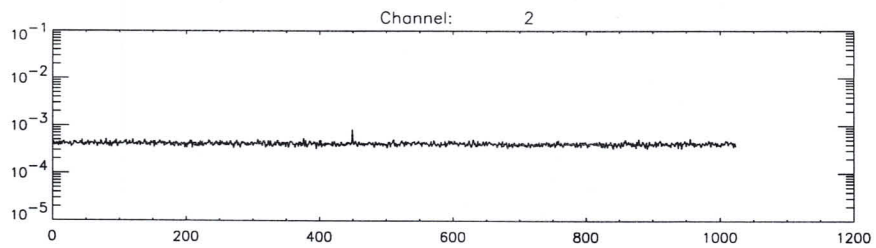
Channel: 2

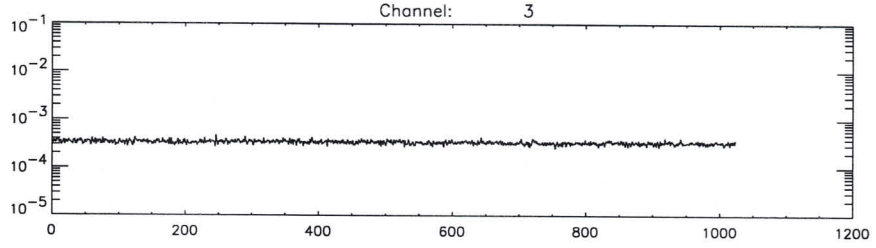
Channel: 3

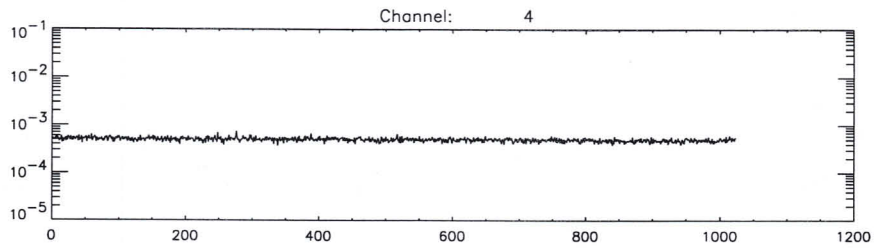
Channel: 4

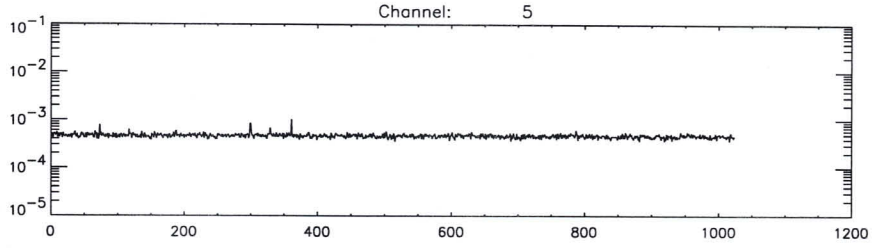
Channel: 5

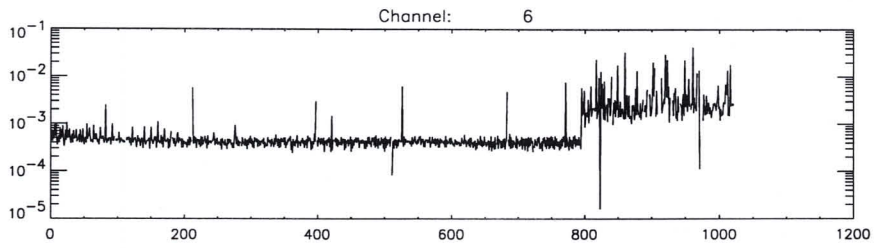
Channel: 6

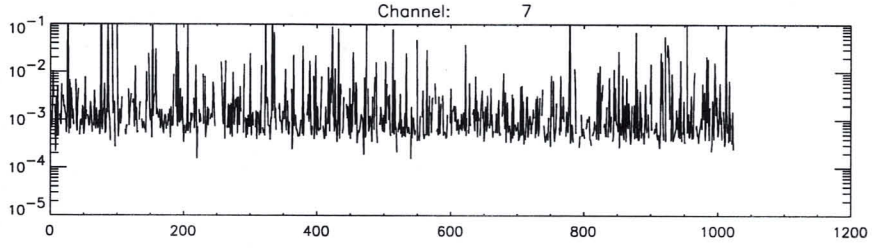
Channel: 7

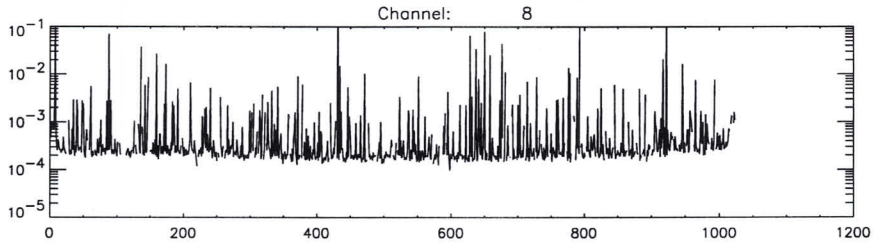
Channel: 8

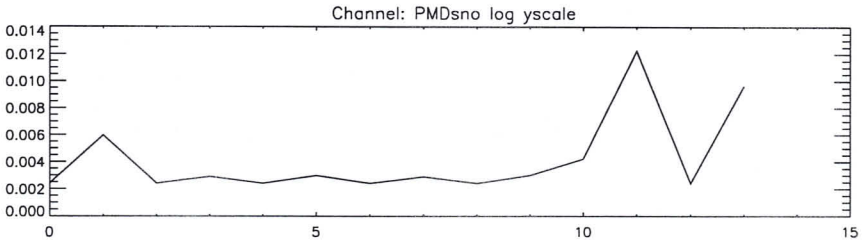
Channel: PMDsno log yscale

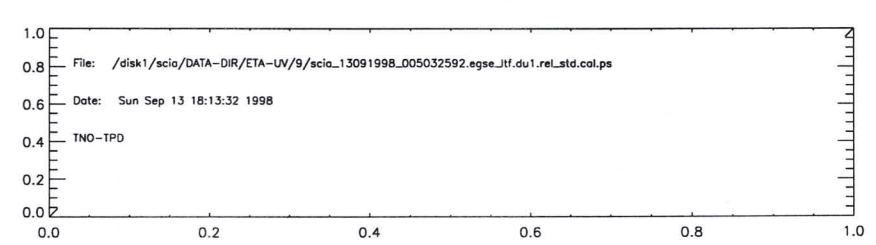
File: /disk1/scia/DATA-DIR/ETA-UV/9/scia_13091998_005032592.egse_itf.du1.rel_std.cal.ps
Date: Sun Sep 13 18:13:32 1998
TNO-TPD

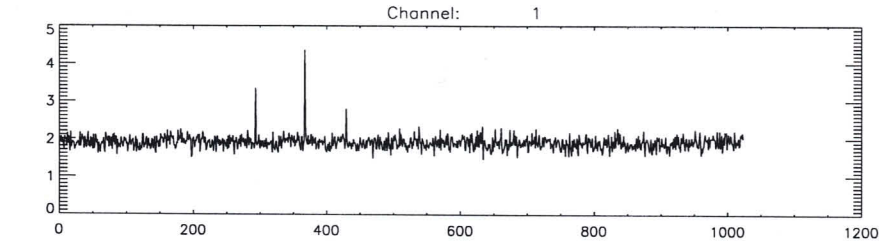
Channel: 1

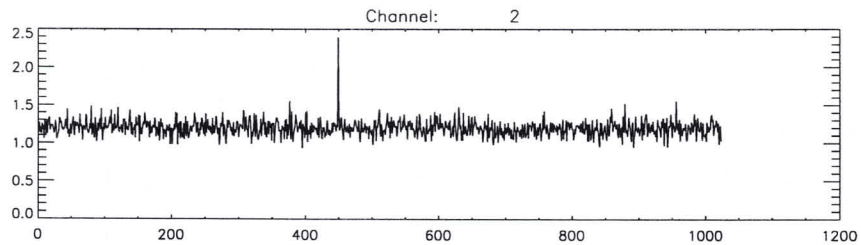
Channel: 2

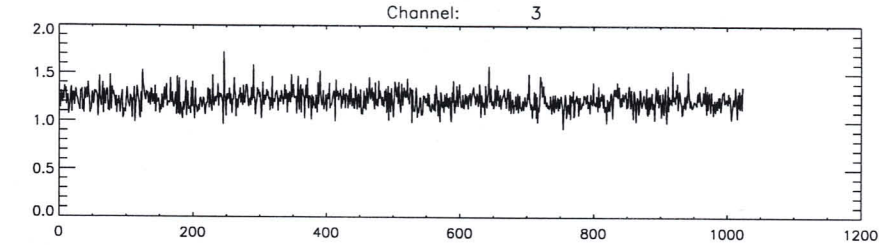
Channel: 3

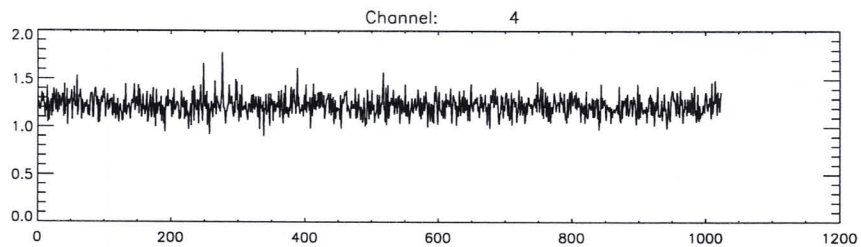
Channel: 4

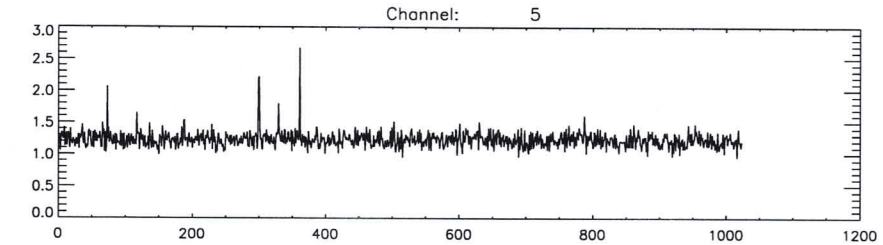
Channel: 5

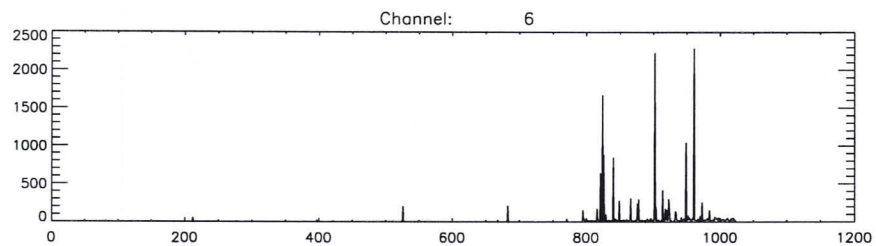
Channel: 6

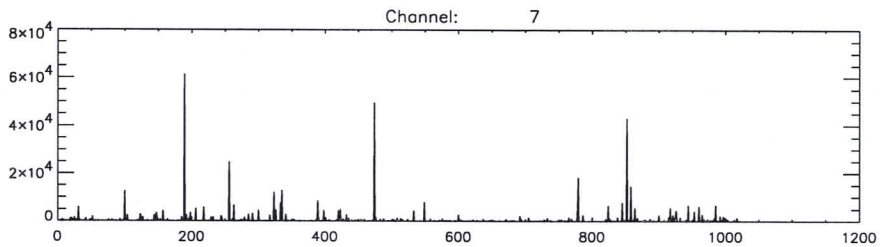
Channel: 7

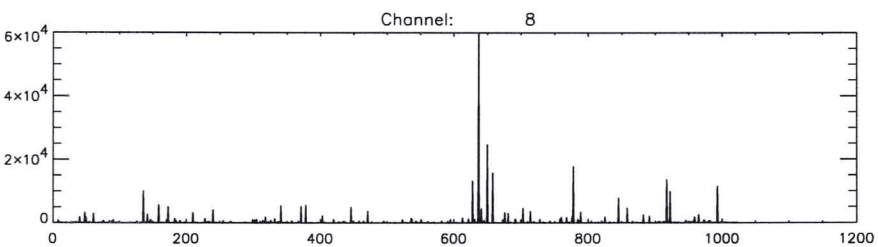
Channel: 8

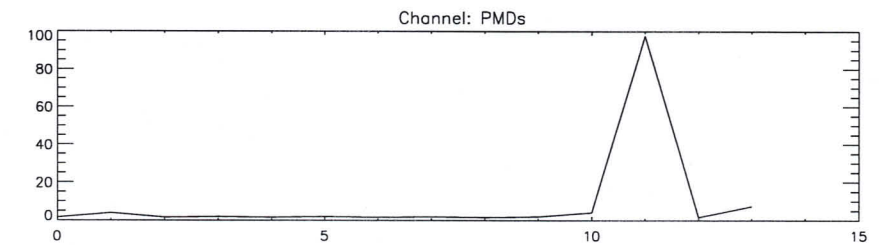
Channel: PMDs

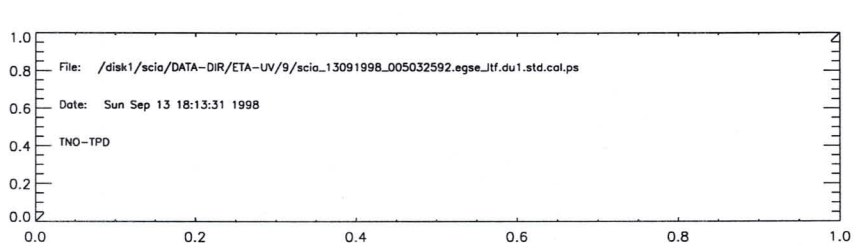
File: /disk1/scia/DATA-DIR/ETA-UV/9/scia_13091998_005032592.egse_ltf.du1.std.cal.ps
Date: Sun Sep 13 18:13:31 1998
TNO-TPD

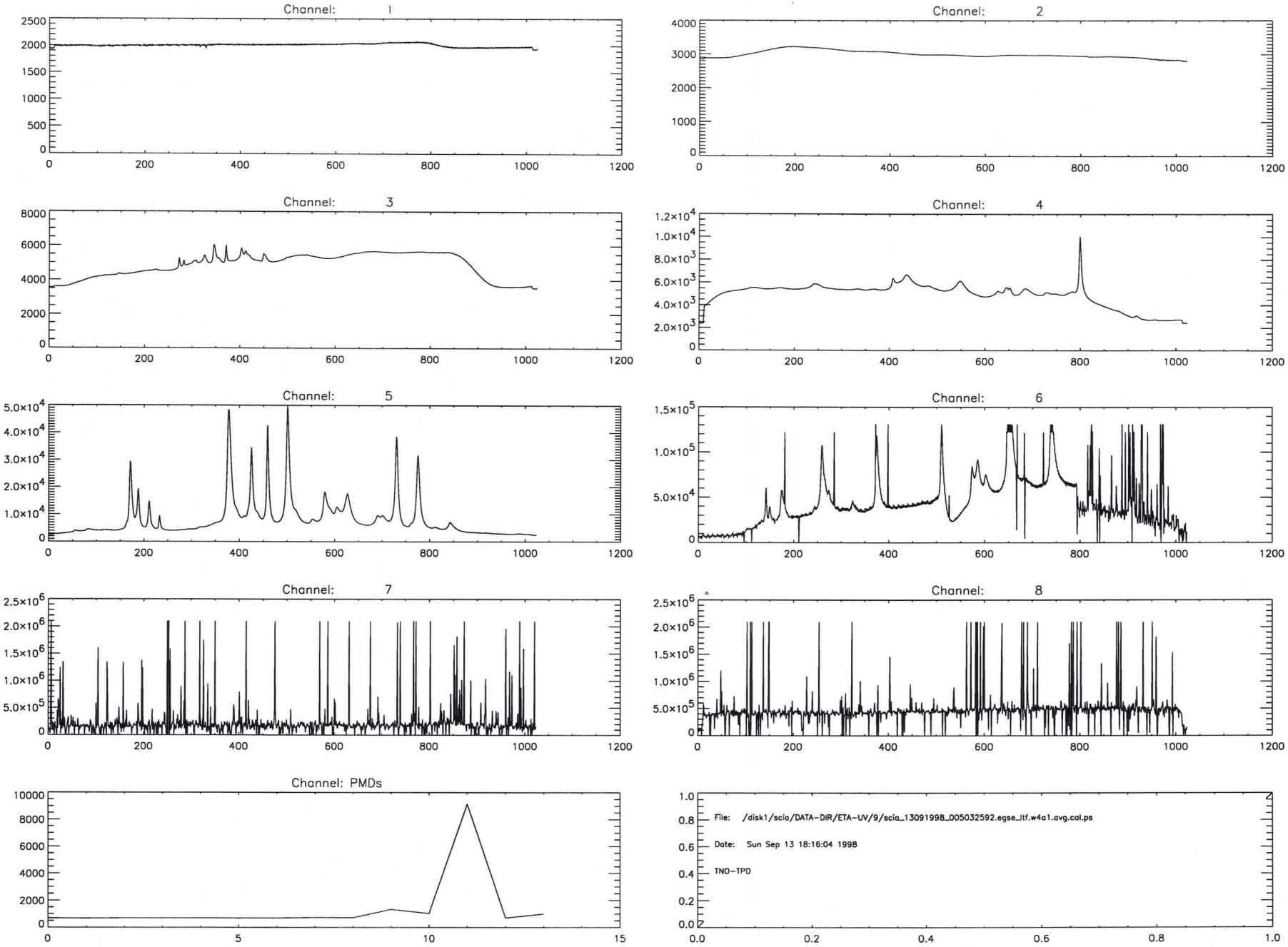
Channel: 1
Channel: 2
Channel: 3
Channel: 4
Channel: 5
Channel: 6
Channel: 7
Channel: 8
Channel: PMDs
File: /disk1/scia/DATA-DIR/ETA-UV/9/scia_13091998_005032592.egse_itf.w4a1.avg.cal.ps
Date: Sun Sep 13 18:16:04 1998
TNO-TPD

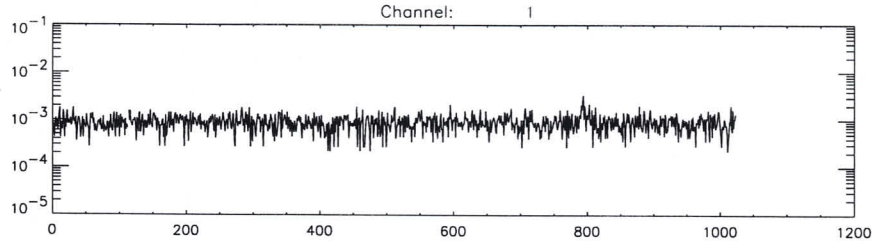
Channel: 1

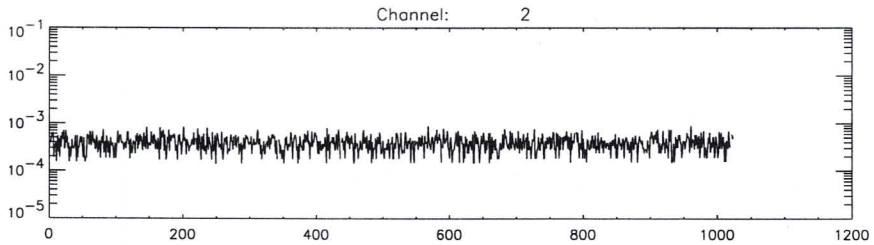
Channel: 2

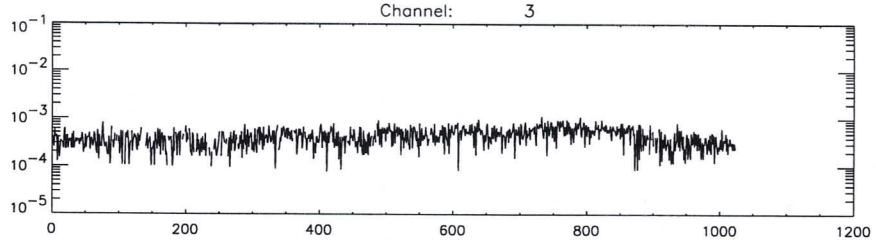
Channel: 3

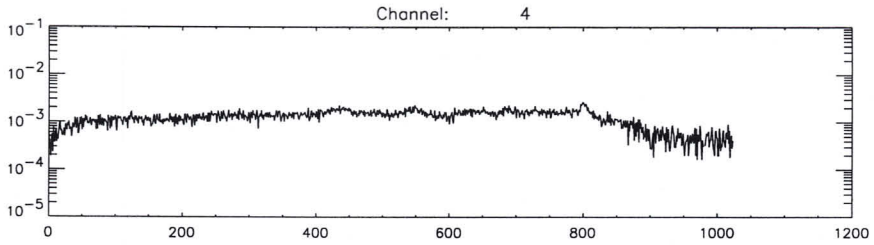
Channel: 4

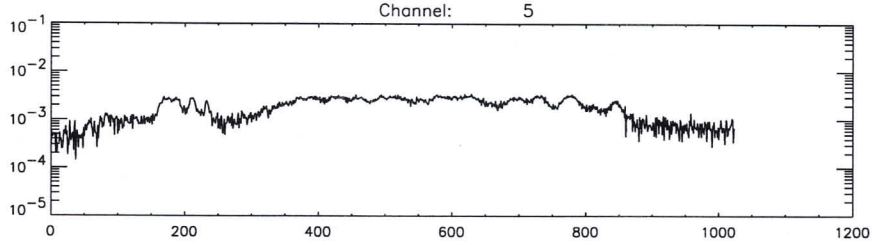
Channel: 5

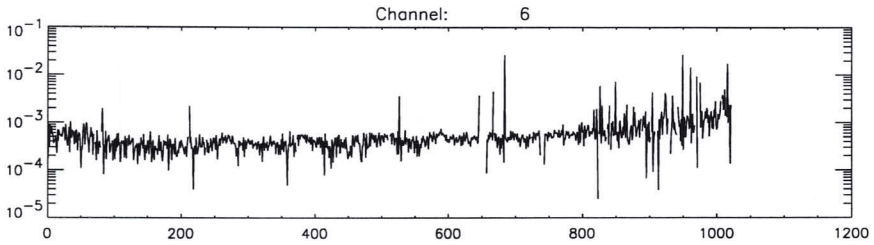
Channel: 6

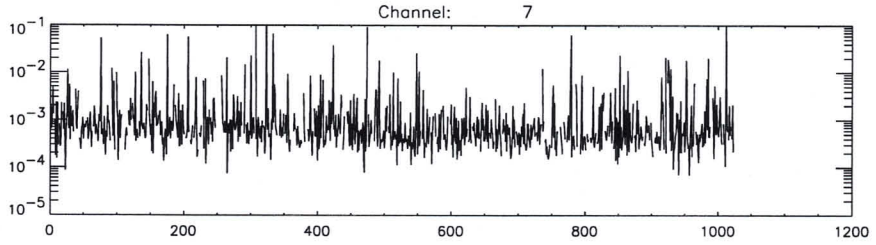
Channel: 7

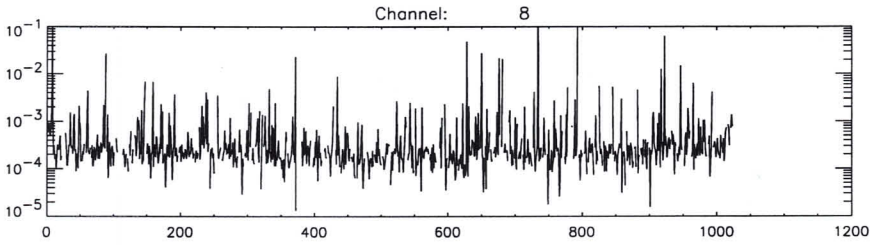
Channel: 8

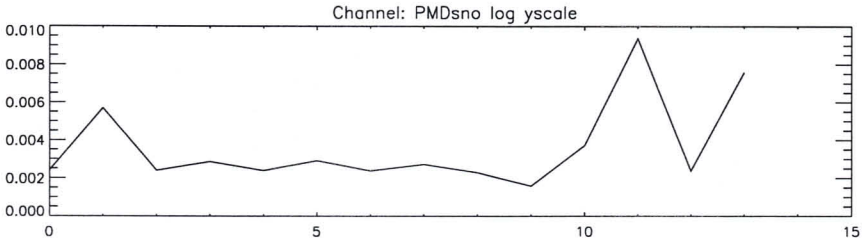
Channel: PMDsno log yscale

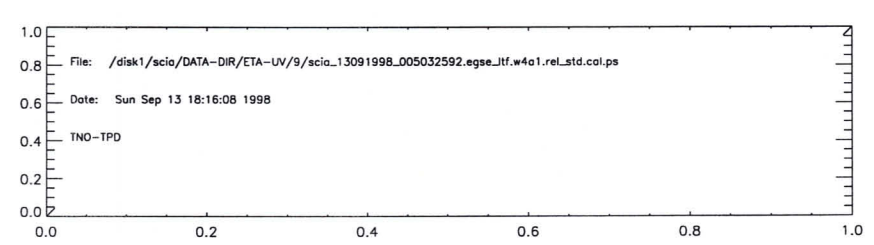
File: /disk1/scia/DATA-DIR/ETA-UV/9/scia_13091998_005032592.egse_ltf.w4a1.rel_std.cal.ps
Date: Sun Sep 13 18:16:08 1998
TNO-TPD

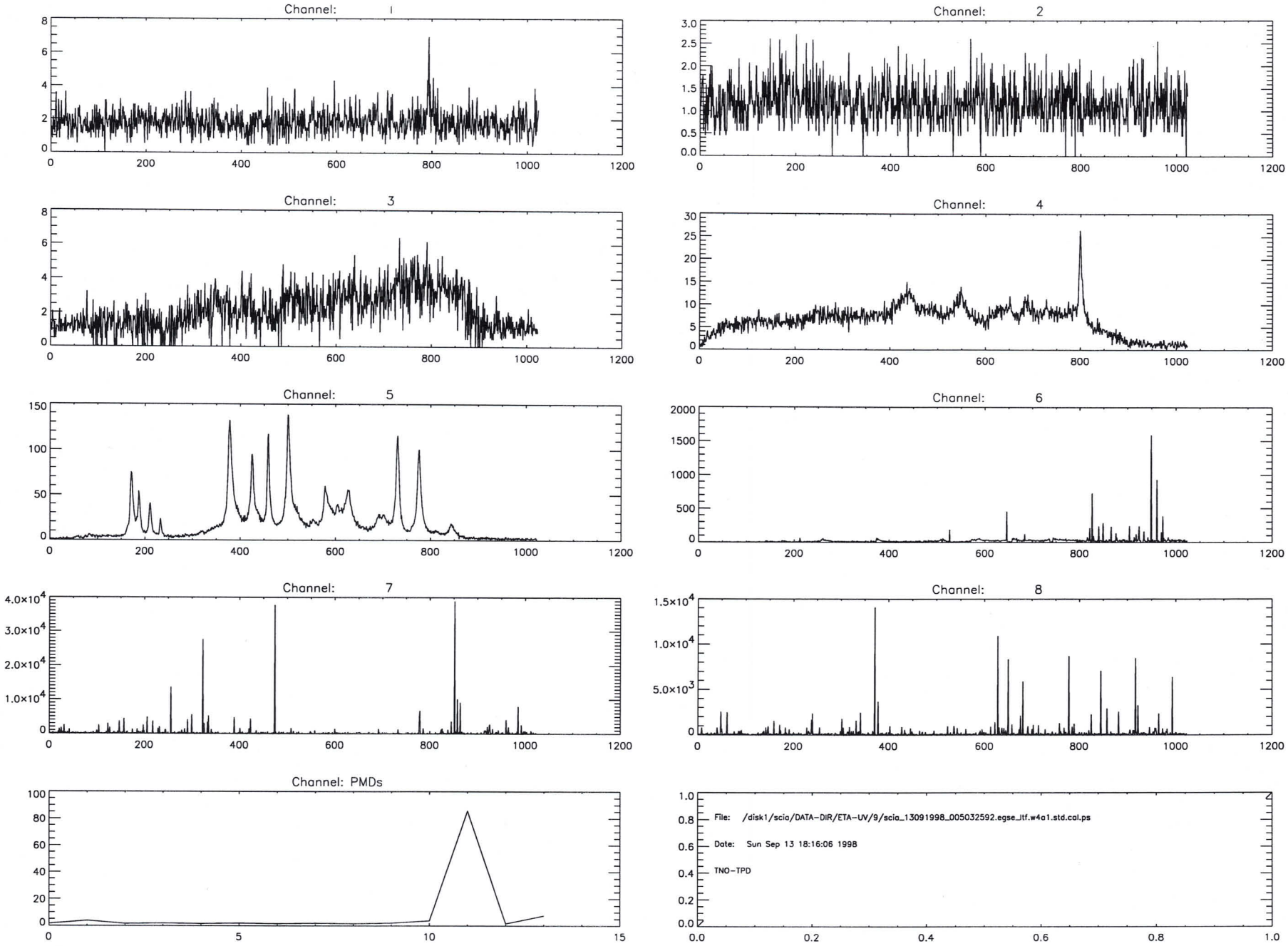
Channel: 1
Channel: 2
Channel: 3
Channel: 4
Channel: 5
Channel: 6
Channel: 7
Channel: 8
Channel: PMDs
File: /disk1/scia/DATA-DIR/ETA-UV/9/scia_13091998_005032592.egse_itf.w4a1.std.cal.ps
Date: Sun Sep 13 18:16:06 1998
TNO-TPD

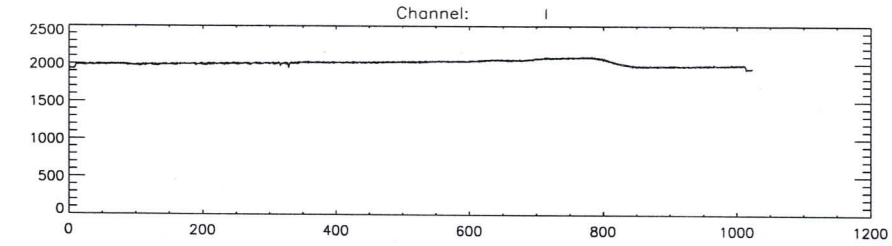
Channel: 1
2500
2000
1500
1000
500
0
0
200
400
600
800
1000
1200

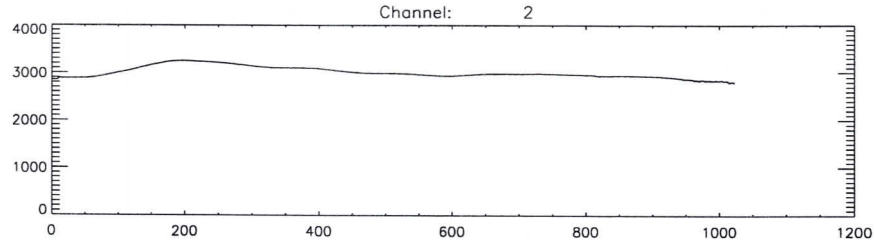
Channel: 2
4000
3000
2000
1000
0
0
200
400
600
800
1000
1200

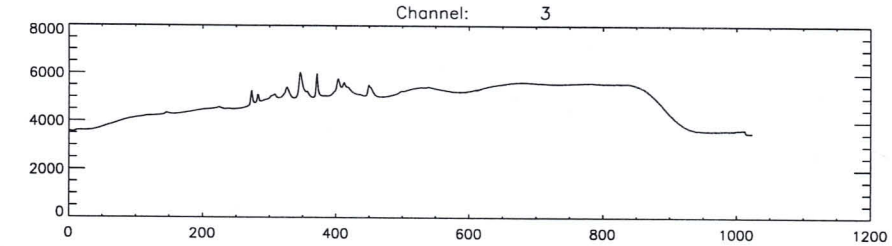
Channel: 3
8000
6000
4000
2000
0
0
200
400
600
800
1000
1200

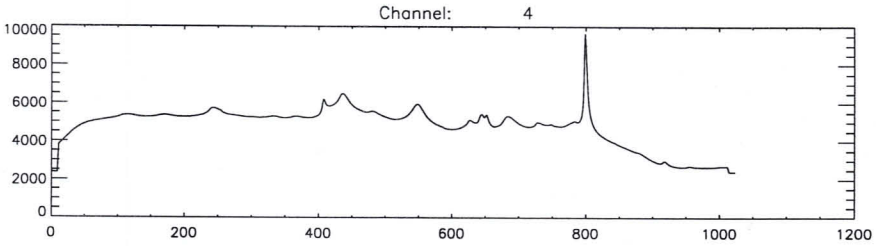
Channel: 4
10000
8000
6000
4000
2000
0
0
200
400
600
800
1000
1200

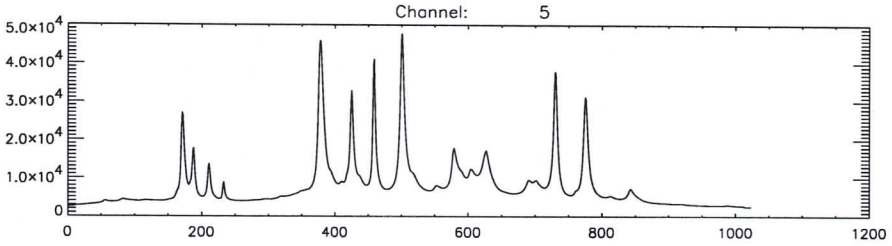
Channel: 5
5.0x10^4
4.0x10^4
3.0x10^4
2.0x10^4
1.0x10^4
0
0
200
400
600
800
1000
1200

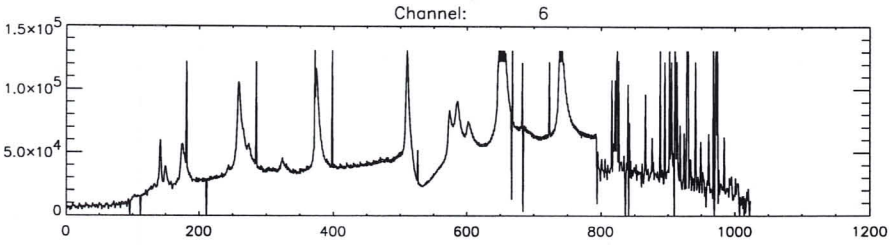
Channel: 6
1.5x10^5
1.0x10^5
5.0x10^4
0
0
200
400
600
800
1000
1200

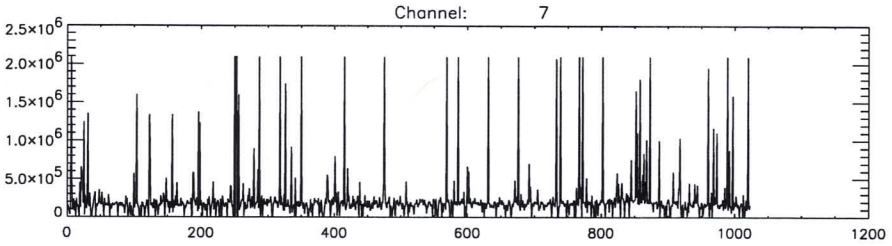
Channel: 7
2.5x10^6
2.0x10^6
1.5x10^6
1.0x10^6
5.0x10^5
0
0
200
400
600
800
1000
1200

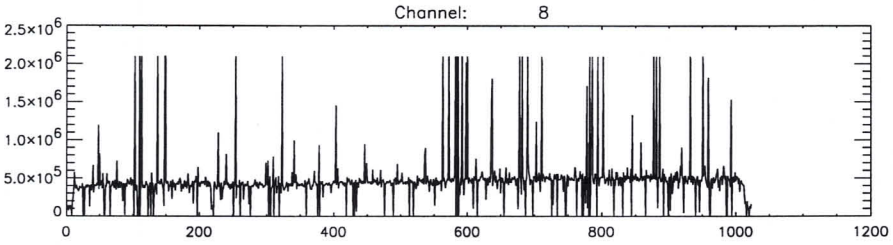
Channel: 8
2.5x10^6
2.0x10^6
1.5x10^6
1.0x10^6
5.0x10^5
0
0
200
400
600
800
1000
1200

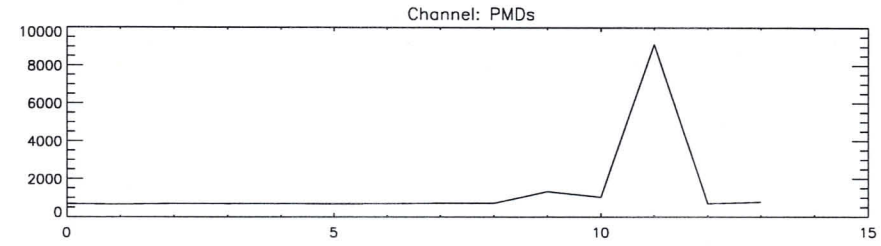
Channel: PMDs
10000
8000
6000
4000
2000
0
0
5
10
15

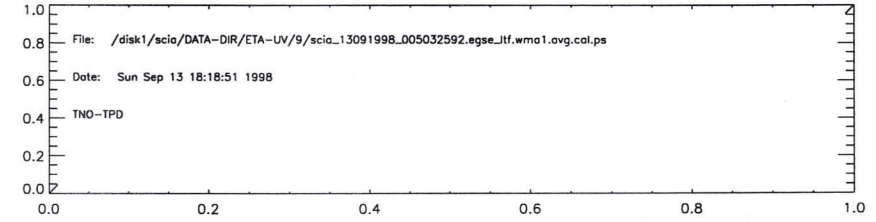
File: /disk1/scia/DATA-DIR/ETA-UV/9/scia_13091998_005032592.egse_itf.wma1.avg.cal.ps
Date: Sun Sep 13 18:18:51 1998
TNO-TPD
1.0
0.8
0.6
0.4
0.2
0.0
0.0
0.2
0.4
0.6
0.8
1.0

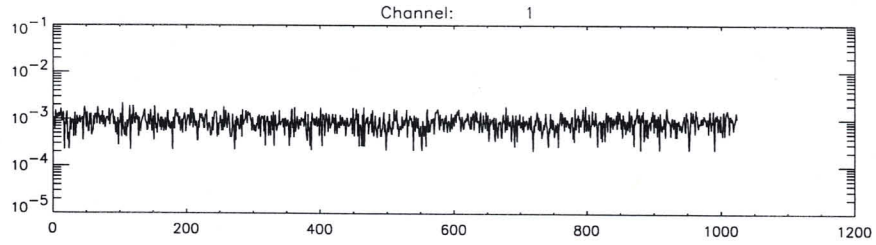
Channel: 1
10^{-1}
10^{-2}
10^{-3}
10^{-4}
10^{-5}
0
200
400
600
800
1000
1200

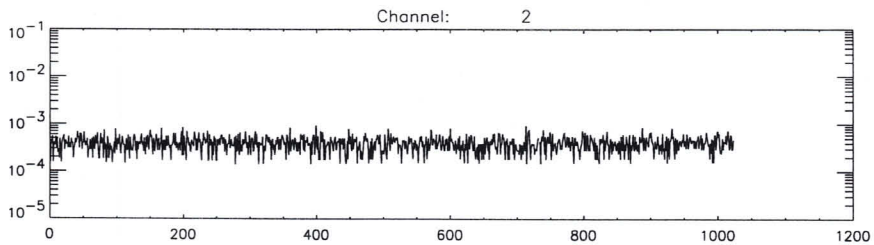
Channel: 2
10^{-1}
10^{-2}
10^{-3}
10^{-4}
10^{-5}
0
200
400
600
800
1000
1200

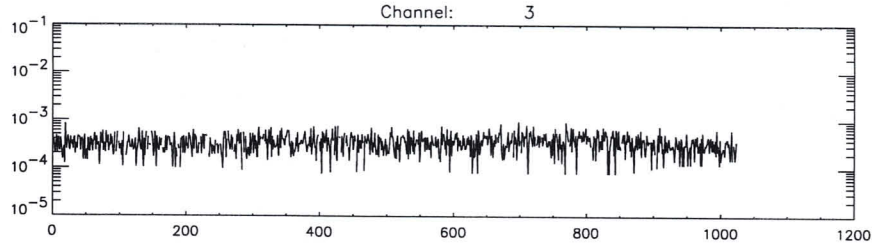
Channel: 3
10^{-1}
10^{-2}
10^{-3}
10^{-4}
10^{-5}
0
200
400
600
800
1000
1200

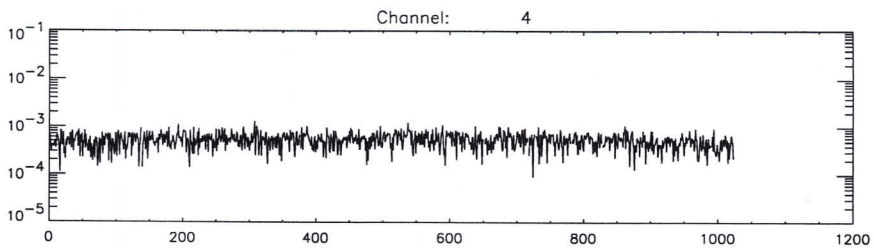
Channel: 4
10^{-1}
10^{-2}
10^{-3}
10^{-4}
10^{-5}
0
200
400
600
800
1000
1200

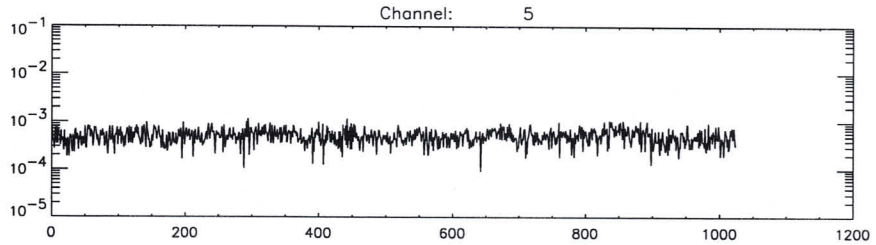
Channel: 5
10^{-1}
10^{-2}
10^{-3}
10^{-4}
10^{-5}
0
200
400
600
800
1000
1200

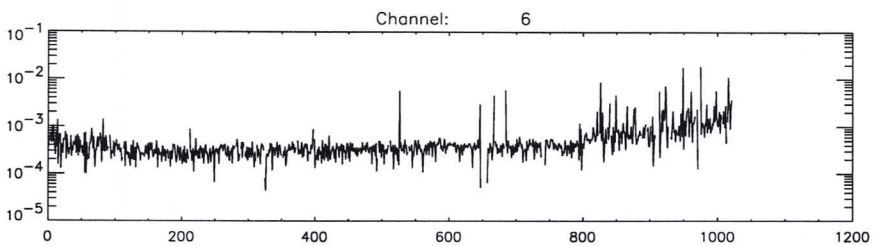
Channel: 6
10^{-1}
10^{-2}
10^{-3}
10^{-4}
10^{-5}
0
200
400
600
800
1000
1200

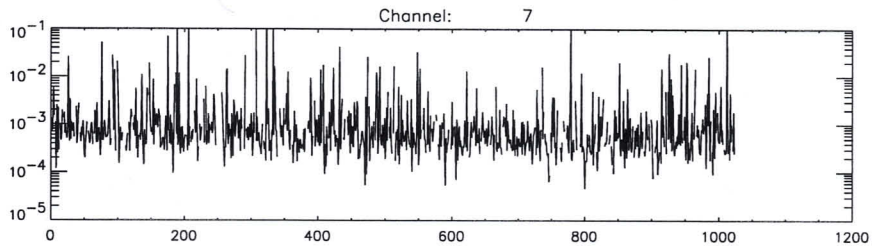
Channel: 7
10^{-1}
10^{-2}
10^{-3}
10^{-4}
10^{-5}
0
200
400
600
800
1000
1200

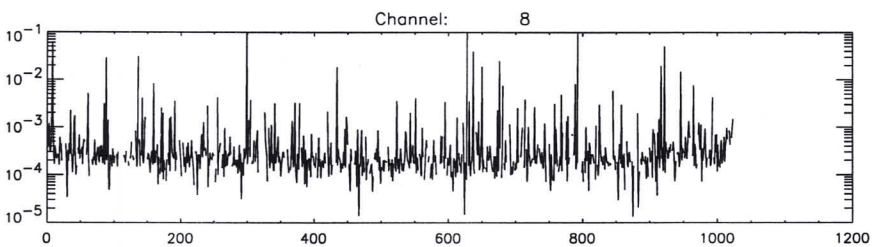
Channel: 8
10^{-1}
10^{-2}
10^{-3}
10^{-4}
10^{-5}
0
200
400
600
800
1000
1200

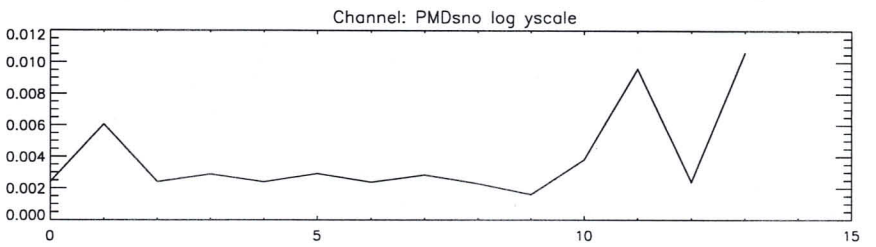
Channel: PMDsno log yscale
0.012
0.010
0.008
0.006
0.004
0.002
0.000
0
5
10
15

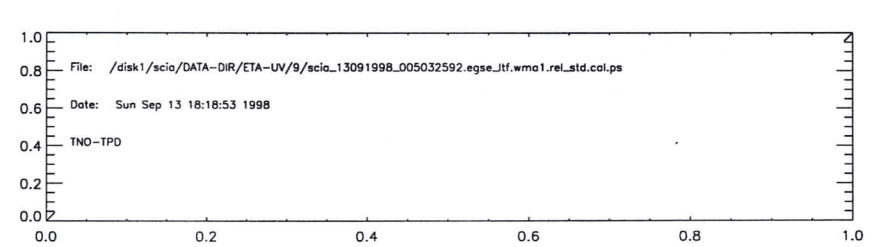
1.0
0.8
0.6
0.4
0.2
0.0
File: /disk1/scia/DATA-DIR/ETA-UV/9/scia_13091998_005032592.egse_ltf.wma1.rel_std.cal.ps
Date: Sun Sep 13 18:18:53 1998
TNO-TPD
0.0
0.2
0.4
0.6
0.8
1.0

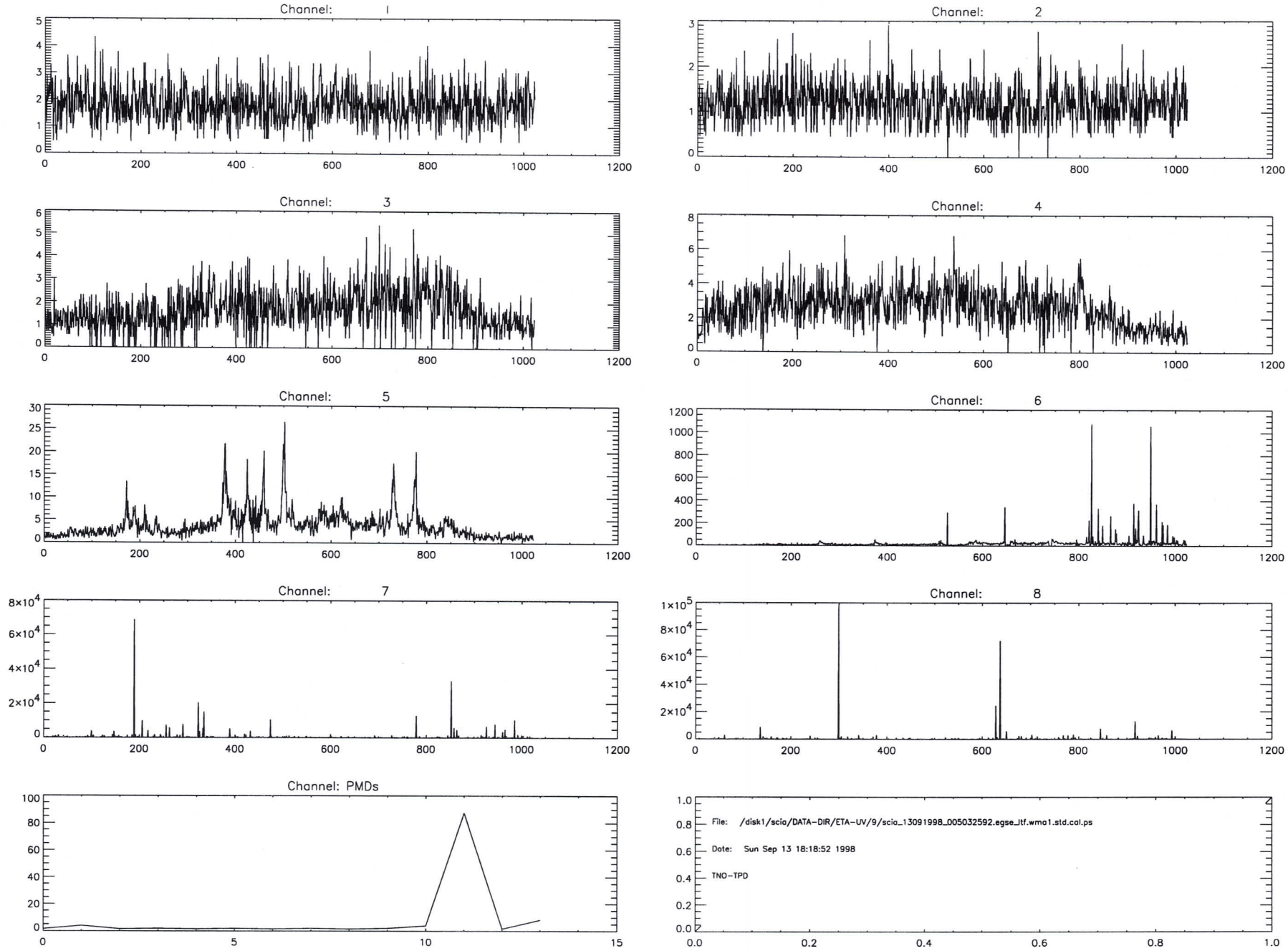
Channel: 1
Channel: 2
Channel: 3
Channel: 4
Channel: 5
Channel: 6
Channel: 7
Channel: 8
Channel: PMDs
File: /disk1/scia/DATA-DIR/ETA-UV/9/scia_13091998_005032592.egse_itf.wma1.std.cal.ps
Date: Sun Sep 13 18:18:52 1998
TNO-TPD

#####
#####
#####
#####
#####
User: scia6!scia
#####
Title: 557-1
#####
Printed: Sun 19:28 Sep 13, 1998
#####
Job number: hp6mp-557
#####
#####
#####
#####
#####

```
time       = Sun Sep 13 18:13:33 1998
batch      = du1
Start TOD = Sun 13-Sep-98 00:51:31
End   TOD = Sun 13-Sep-98 02:38:22
Processing= computation of average, standard dev. and rel.standard dev.
```

#####
#####
#####
#####
#####
User: scia6!scia
#####
Title: 559-1
#####
Printed: Sun 19:32 Sep 13, 1998
#####
Job number: hp6mp-559
#####
#####
#####
#####
#####

```
Version:  0.1
Input files:
 /disk1/scia/DATA-DIR/ETA-UV/9/scia_13091998_005032592.egse_ltf.du1.avg.cal
 /disk1/scia/DATA-DIR/ETA-UV/9/scia_13091998_005032592.egse_ltf.wma1.avg.cal
 /disk1/scia/DATA-DIR/ETA-UV/9/scia_13091998_005032592.egse_ltf.wma10.avg.cal
 /disk1/scia/DATA-DIR/ETA-UV/9/scia_13091998_005032592.egse_ltf.wma11.avg.cal
 /disk1/scia/DATA-DIR/ETA-UV/9/scia_13091998_005032592.egse_ltf.wma12.avg.cal
 /disk1/scia/DATA-DIR/ETA-UV/9/scia_13091998_005032592.egse_ltf.wma13.avg.cal
 /disk1/scia/DATA-DIR/ETA-UV/9/scia_13091998_005032592.egse_ltf.wma14.avg.cal
 /disk1/scia/DATA-DIR/ETA-UV/9/scia_13091998_005032592.egse_ltf.wma15.avg.cal
 /disk1/scia/DATA-DIR/ETA-UV/9/scia_13091998_005032592.egse_ltf.wma16.avg.cal
 /disk1/scia/DATA-DIR/ETA-UV/9/scia_13091998_005032592.egse_ltf.wma2.avg.cal
 /disk1/scia/DATA-DIR/ETA-UV/9/scia_13091998_005032592.egse_ltf.wma3.avg.cal
 /disk1/scia/DATA-DIR/ETA-UV/9/scia_13091998_005032592.egse_ltf.wma4.avg.cal
 /disk1/scia/DATA-DIR/ETA-UV/9/scia_13091998_005032592.egse_ltf.wma5.avg.cal
 /disk1/scia/DATA-DIR/ETA-UV/9/scia_13091998_005032592.egse_ltf.wma6.avg.cal
 /disk1/scia/DATA-DIR/ETA-UV/9/scia_13091998_005032592.egse_ltf.wma7.avg.cal
 /disk1/scia/DATA-DIR/ETA-UV/9/scia_13091998_005032592.egse_ltf.wma8.avg.cal
 /disk1/scia/DATA-DIR/ETA-UV/9/scia_13091998_005032592.egse_ltf.wma9.avg.cal
 /disk1/scia/DATA-DIR/ETA-UV/9/scia_13091998_005032592.egse_ltf.w4a1.avg.cal
 /disk1/scia/DATA-DIR/ETA-UV/9/scia_13091998_005032592.egse_ltf.w4a10.avg.cal
 /disk1/scia/DATA-DIR/ETA-UV/9/scia_13091998_005032592.egse_ltf.w4a11.avg.cal
   isk1/scia/DATA-DIR/ETA-UV/9/scia_13091998_005032592.egse_ltf.w4a12.avg.cal
 /disk1/scia/DATA-DIR/ETA-UV/9/scia_13091998_005032592.egse_ltf.w4a13.avg.cal
 /disk1/scia/DATA-DIR/ETA-UV/9/scia_13091998_005032592.egse_ltf.w4a14.avg.cal
 /disk1/scia/DATA-DIR/ETA-UV/9/scia_13091998_005032592.egse_ltf.w4a15.avg.cal
 /disk1/scia/DATA-DIR/ETA-UV/9/scia_13091998_005032592.egse_ltf.w4a16.avg.cal
 /disk1/scia/DATA-DIR/ETA-UV/9/scia_13091998_005032592.egse_ltf.w4a2.avg.cal
 /disk1/scia/DATA-DIR/ETA-UV/9/scia_13091998_005032592.egse_ltf.w4a3.avg.cal
 /disk1/scia/DATA-DIR/ETA-UV/9/scia_13091998_005032592.egse_ltf.w4a4.avg.cal
 /disk1/scia/DATA-DIR/ETA-UV/9/scia_13091998_005032592.egse_ltf.w4a5.avg.cal
 /disk1/scia/DATA-DIR/ETA-UV/9/scia_13091998_005032592.egse_ltf.w4a6.avg.cal
 /disk1/scia/DATA-DIR/ETA-UV/9/scia_13091998_005032592.egse_ltf.w4a7.avg.cal
 /disk1/scia/DATA-DIR/ETA-UV/9/scia_13091998_005032592.egse_ltf.w4a8.avg.cal
 /disk1/scia/DATA-DIR/ETA-UV/9/scia_13091998_005032592.egse_ltf.w4a9.avg.cal
Processing:
Computation of Eta (do_single_eta)
PPG correction filename used: /disk1/scia/DATA-DIR/CORR/060998/ppg.cal
ETALON correction filename used:
PIXEL correction filename used: /disk1/scia/DATA-DIR/CORR/060998/dead_bad.pix
WL correction filename used: /disk1/scia/DATA-DIR/CORR/060998/wl.data
:  AYLIGHT correction filename used:
Processing time: Sun Sep 13 19:33:14 1998
Output file name:
/disk1/scia/DATA-DIR/ETA-UV/9/scia_13091998_005032592.egse_ltf.du1.avg.cal.a.p
```

```
Version:  0.1
Input files:
 /disk1/scia/DATA-DIR/ETA-UV/9/scia_13091998_005032592.egse_ltf.du1.avg.cal
 /disk1/scia/DATA-DIR/ETA-UV/9/scia_13091998_005032592.egse_ltf.wmc1.avg.cal
 /disk1/scia/DATA-DIR/ETA-UV/9/scia_13091998_005032592.egse_ltf.wmc10.avg.cal
 /disk1/scia/DATA-DIR/ETA-UV/9/scia_13091998_005032592.egse_ltf.wmc11.avg.cal
 /disk1/scia/DATA-DIR/ETA-UV/9/scia_13091998_005032592.egse_ltf.wmc12.avg.cal
 /disk1/scia/DATA-DIR/ETA-UV/9/scia_13091998_005032592.egse_ltf.wmc13.avg.cal
 /disk1/scia/DATA-DIR/ETA-UV/9/scia_13091998_005032592.egse_ltf.wmc14.avg.cal
 /disk1/scia/DATA-DIR/ETA-UV/9/scia_13091998_005032592.egse_ltf.wmc15.avg.cal
 /disk1/scia/DATA-DIR/ETA-UV/9/scia_13091998_005032592.egse_ltf.wmc16.avg.cal
 /disk1/scia/DATA-DIR/ETA-UV/9/scia_13091998_005032592.egse_ltf.wmc2.avg.cal
 /disk1/scia/DATA-DIR/ETA-UV/9/scia_13091998_005032592.egse_ltf.wmc3.avg.cal
 /disk1/scia/DATA-DIR/ETA-UV/9/scia_13091998_005032592.egse_ltf.wmc4.avg.cal
 /disk1/scia/DATA-DIR/ETA-UV/9/scia_13091998_005032592.egse_ltf.wmc5.avg.cal
 /disk1/scia/DATA-DIR/ETA-UV/9/scia_13091998_005032592.egse_ltf.wmc6.avg.cal
 /disk1/scia/DATA-DIR/ETA-UV/9/scia_13091998_005032592.egse_ltf.wmc7.avg.cal
 /disk1/scia/DATA-DIR/ETA-UV/9/scia_13091998_005032592.egse_ltf.wmc8.avg.cal
 /disk1/scia/DATA-DIR/ETA-UV/9/scia_13091998_005032592.egse_ltf.wmc9.avg.cal
 /disk1/scia/DATA-DIR/ETA-UV/9/scia_13091998_005032592.egse_ltf.w4c1.avg.cal
 /disk1/scia/DATA-DIR/ETA-UV/9/scia_13091998_005032592.egse_ltf.w4c10.avg.cal
 /disk1/scia/DATA-DIR/ETA-UV/9/scia_13091998_005032592.egse_ltf.w4c11.avg.cal
   isk1/scia/DATA-DIR/ETA-UV/9/scia_13091998_005032592.egse_ltf.w4c12.avg.cal
 /disk1/scia/DATA-DIR/ETA-UV/9/scia_13091998_005032592.egse_ltf.w4c13.avg.cal
 /disk1/scia/DATA-DIR/ETA-UV/9/scia_13091998_005032592.egse_ltf.w4c14.avg.cal
 /disk1/scia/DATA-DIR/ETA-UV/9/scia_13091998_005032592.egse_ltf.w4c15.avg.cal
 /disk1/scia/DATA-DIR/ETA-UV/9/scia_13091998_005032592.egse_ltf.w4c16.avg.cal
 /disk1/scia/DATA-DIR/ETA-UV/9/scia_13091998_005032592.egse_ltf.w4c2.avg.cal
 /disk1/scia/DATA-DIR/ETA-UV/9/scia_13091998_005032592.egse_ltf.w4c3.avg.cal
 /disk1/scia/DATA-DIR/ETA-UV/9/scia_13091998_005032592.egse_ltf.w4c4.avg.cal
 /disk1/scia/DATA-DIR/ETA-UV/9/scia_13091998_005032592.egse_ltf.w4c5.avg.cal
 /disk1/scia/DATA-DIR/ETA-UV/9/scia_13091998_005032592.egse_ltf.w4c6.avg.cal
 /disk1/scia/DATA-DIR/ETA-UV/9/scia_13091998_005032592.egse_ltf.w4c7.avg.cal
 /disk1/scia/DATA-DIR/ETA-UV/9/scia_13091998_005032592.egse_ltf.w4c8.avg.cal
 /disk1/scia/DATA-DIR/ETA-UV/9/scia_13091998_005032592.egse_ltf.w4c9.avg.cal
Processing:
Computation of Eta (do_single_eta)
PPG correction filename used: /disk1/scia/DATA-DIR/CORR/060998/ppg.cal
ETALON correction filename used:
PIXEL correction filename used: /disk1/scia/DATA-DIR/CORR/060998/dead_bad.pix
WL correction filename used: /disk1/scia/DATA-DIR/CORR/060998/wl.data
:  AYLIGHT correction filename used:
Processing time: Sun Sep 13 19:35:10 1998
Output file name:
/disk1/scia/DATA-DIR/ETA-UV/9/scia_13091998_005032592.egse_ltf.du1.avg.cal.c.p
```

```
Version:  0.1
Input files:
 /disk1/scia/DATA-DIR/ETA-UV/9/scia_13091998_005032592.egse_ltf.du1.avg.cal
 /disk1/scia/DATA-DIR/ETA-UV/9/scia_13091998_005032592.egse_ltf.wme1.avg.cal
 /disk1/scia/DATA-DIR/ETA-UV/9/scia_13091998_005032592.egse_ltf.wme10.avg.cal
 /disk1/scia/DATA-DIR/ETA-UV/9/scia_13091998_005032592.egse_ltf.wme11.avg.cal
 /disk1/scia/DATA-DIR/ETA-UV/9/scia_13091998_005032592.egse_ltf.wme12.avg.cal
 /disk1/scia/DATA-DIR/ETA-UV/9/scia_13091998_005032592.egse_ltf.wme13.avg.cal
 /disk1/scia/DATA-DIR/ETA-UV/9/scia_13091998_005032592.egse_ltf.wme14.avg.cal
 /disk1/scia/DATA-DIR/ETA-UV/9/scia_13091998_005032592.egse_ltf.wme15.avg.cal
 /disk1/scia/DATA-DIR/ETA-UV/9/scia_13091998_005032592.egse_ltf.wme16.avg.cal
 /disk1/scia/DATA-DIR/ETA-UV/9/scia_13091998_005032592.egse_ltf.wme2.avg.cal
 /disk1/scia/DATA-DIR/ETA-UV/9/scia_13091998_005032592.egse_ltf.wme3.avg.cal
 /disk1/scia/DATA-DIR/ETA-UV/9/scia_13091998_005032592.egse_ltf.wme4.avg.cal
 /disk1/scia/DATA-DIR/ETA-UV/9/scia_13091998_005032592.egse_ltf.wme5.avg.cal
 /disk1/scia/DATA-DIR/ETA-UV/9/scia_13091998_005032592.egse_ltf.wme6.avg.cal
 /disk1/scia/DATA-DIR/ETA-UV/9/scia_13091998_005032592.egse_ltf.wme7.avg.cal
 /disk1/scia/DATA-DIR/ETA-UV/9/scia_13091998_005032592.egse_ltf.wme8.avg.cal
 /disk1/scia/DATA-DIR/ETA-UV/9/scia_13091998_005032592.egse_ltf.wme9.avg.cal
 /disk1/scia/DATA-DIR/ETA-UV/9/scia_13091998_005032592.egse_ltf.w4e1.avg.cal
 /disk1/scia/DATA-DIR/ETA-UV/9/scia_13091998_005032592.egse_ltf.w4e10.avg.cal
 /disk1/scia/DATA-DIR/ETA-UV/9/scia_13091998_005032592.egse_ltf.w4e11.avg.cal
   isk1/scia/DATA-DIR/ETA-UV/9/scia_13091998_005032592.egse_ltf.w4e12.avg.cal
 /disk1/scia/DATA-DIR/ETA-UV/9/scia_13091998_005032592.egse_ltf.w4e13.avg.cal
 /disk1/scia/DATA-DIR/ETA-UV/9/scia_13091998_005032592.egse_ltf.w4e14.avg.cal
 /disk1/scia/DATA-DIR/ETA-UV/9/scia_13091998_005032592.egse_ltf.w4e15.avg.cal
 /disk1/scia/DATA-DIR/ETA-UV/9/scia_13091998_005032592.egse_ltf.w4e16.avg.cal
 /disk1/scia/DATA-DIR/ETA-UV/9/scia_13091998_005032592.egse_ltf.w4e2.avg.cal
 /disk1/scia/DATA-DIR/ETA-UV/9/scia_13091998_005032592.egse_ltf.w4e3.avg.cal
 /disk1/scia/DATA-DIR/ETA-UV/9/scia_13091998_005032592.egse_ltf.w4e4.avg.cal
 /disk1/scia/DATA-DIR/ETA-UV/9/scia_13091998_005032592.egse_ltf.w4e5.avg.cal
 /disk1/scia/DATA-DIR/ETA-UV/9/scia_13091998_005032592.egse_ltf.w4e6.avg.cal
 /disk1/scia/DATA-DIR/ETA-UV/9/scia_13091998_005032592.egse_ltf.w4e7.avg.cal
 /disk1/scia/DATA-DIR/ETA-UV/9/scia_13091998_005032592.egse_ltf.w4e8.avg.cal
 /disk1/scia/DATA-DIR/ETA-UV/9/scia_13091998_005032592.egse_ltf.w4e9.avg.cal
Processing:
Computation of Eta (do_single_eta)
PPG correction filename used: /disk1/scia/DATA-DIR/CORR/060998/ppg.cal
ETALON correction filename used:
PIXEL correction filename used: /disk1/scia/DATA-DIR/CORR/060998/dead_bad.pix
WL correction filename used: /disk1/scia/DATA-DIR/CORR/060998/wl.data
  AYLIGHT correction filename used:
Processing time: Sun Sep 13 19:37:05 1998
Output file name:
/disk1/scia/DATA-DIR/ETA-UV/9/scia_13091998_005032592.egse_ltf.du1.avg.cal.e.p
```

Formal Run of Measurement

(Measurement ID) WLS-INT

Request for Actual Status		(cross out entries that are **not** requested.)
Request for Modification		(fill in only entries to be modified)
Request for Run	X	(no entries = run based on actual default settings)

Scanner Positions

Azimuth	+45.00	deg
Elevation	10.523	deg

Timeline for each Data Acquisition Period during Measurement

§20.1

	1	2	3	4	5	6	7	8	9	10
State ID	44	45								
Repetitions	1	1								

State Parameters for States used in Timeline (State ID must be given)

STEP 20.1

Channel	PET [s] or H#	Co-Adding	PET [s] or H#	Co-Adding	PET [s] or H#	Co-Adding	PET [s] or H#	Co-Adding
1a	4	1						
1b	4	1						
2b	0.5	8						
2a	0.5	8						
3	0.125	32						
4	0.0625	64						
5	0.0625	64						
6	H8	64						
7	H7	64						
8	H8	64						
State ID	44, 45							

Stimuli Settings for Existing Blocks in Measurement

Block No	Stimuli Setup ID	PPC [deg]	Polarizer [deg]	Shutter open/close	Acquisition Time [s]	Lambda [nm] Start	Stop	Step	Repetition Factor	Message	OS Setup Time [s]
1	-1	-	-	-	-	-	-	0	1	QU	0

Measurement Data Description

Test Purpose	WLS-INT
Remark	UID 25
Data Directory	0256_1537.59_WLS_INT

Signatures

	Date	Signature
Issued	13/9/98	
< Performed	13.9.98	

STEP	ACTION	RESULT	MARKER
Intro	Your name:	André Bos	
	Date:	13-9-98	
	What's the name of the (main) data input files generated by the EGSE? `(*.dat)`	scan-13091998+54437039.dat	(A)
	Setup a three-window configuration on your SUN.		See course descr.
Cnstr directory	`cd ~/DATA-DIR/WLS ; ls -l` highest number in directory?	16	Note: In window DATA-DIR (B)
	New directory: `mkdir <B+1>` `ls -l` What's now the highest number in directory?	17	(Do this only when you haven't already a directory with the source file for PPG purposes.) (C)
	<C> should be <B> + 1	Y / N	
	directory name is:	~/DATA-DIR/WLS/<C>	(DIR-NAME)
Copy data	See Analysis sheet: Transfer Data File	Y / N	In DATA-DIR window
Cnstr correction directory	`ls -l ~/DATA-DIR/CORR` If there isn't a subdirectory corresponding to the current date, then construct a CORRECTION directory (see: analysis sheet Construct CORR directory). What is the valueof the correction subdirectory corresponding to the current date.	130998	In DATA-DIR Window
	When running the ETALON analysis, you will be asked to select this direcotory when storing the resulting ETALON correction file.		

Note: In window DATA-DIR; your current directory should be ~/DATA-DIR/WLS/<C>; don't forget the dot !!! May take more than 15 mins.

Cnstr EGSE_LTF

`cal_raw2ltf .` (Error messages are not necessarily fatal; check with SOLAN --in solan window-- whether output file is okay: there should be a signal present, and `dremark1` labels should be filled)

`ls -l *.egse_ltf`

What's the name of the egse_ltf file Scia-13oq1998-154437039.egse_ltf (D)

`<D> should be <A>.egse_ltf` Y / N

Cnstr CAL files

`idl run_averscia` (and select file <D> when asked)

Note: In window IDL

Check CAL files

Dark files:

`ls -l *du*.avg.cal`

size: 146k

In DATA-DIR window

should be approx 150Kb

White light file:

`ls -l *wu*.avg.cal`

size: 146k

should be approx 150Kb

Note: all files should be present, if not:
(a) Check file <D> using SOLAN and check whether DU, WS and WP labels are present in dremark1 labels
(b) Check if enough disk space is available (Unix command `df -k | more`).

Print postscript

Print postscript files:

`lpr -P<printer> *.ps`

Contents dark file `*du*.avg.cal.ps` should be approx. constant within channels: Y / N

Contents of file `*uw*.avg.cal.ps` should resemble white light source: Y / N

	Contents of `*rel_std*.ps` files should be smaller than 0.01 (pixel 300 -- 800) for all channels. If not, value is:	Y / N _____	
	Add postscript images to logbook, done	Y / N	
Print logfiles	`lpr -P<printer> *.log` Add logfiles to logbook, done	Y / N	

ETALON processing			
Run ETALON	`idl do_etalon`		In IDL window
Check ETALON	`ls -l <DIR-NAME>/*` Size of file `*.du*.avg.cal.etalon.cal`	14664 _____	In DATA-DIR window should be approx 150Kb
Check ETALON visually	`lpr -P<printer> *.du*.avg.cal.etalon.cal.ps` Value of ETALON should show only a small variation around 1.0 (like noise). Add postscript images to logbook, done	Y / N Y / N	
Print logfiles	`lpr -P<printer> *.du*.avg.cal.etalon.cal.log` Add logfiles to logbook, done	Y / N	

(*) When asked a file containing reference WLS spectrum (START_OF_CAL) select the right subdirectory START_OF_CAL_WARM or START_OF_CAL_COLD. (depending on detector temps.

if using an external lamp use: EXTERN_STARTOF_CAL_COLD OR EXTERN_START_OF_CAL_WARM

Back up	Create 3 sets of backup CDs of directory <DIR-NAME> (One CD has a capacity of 600 Mbytes, the UNIX command `/usr/bin/du -k .` gives the number of kilo bytes in the current directory). Name of backup CDs	_____	See analysis sheet BackUp

Sign:	Name	_____

Date and time _____

Signature _____

STEP	ACTION	RESULT	MARKER
Intro	Your name:	A. Bos	
	Date:	13-09-98	
	What's the name of the (main) data input files generated by the EGSE? `(*.dat)`	Scia-13091998-15443703g.dat	(A)
	Setup a three-window configuration on your SUN.		See course descr.
Cnstr directory	`cd ~/DATA-DIR/WLS ; ls -l`		Note: In window DATA-DIR
	highest number in directory?	16	(B)
	New directory: `mkdir <B+1>` `ls -l`		
	What's now the highest number in directory?	17	(C)
	<C> should be <B> + 1	Y / N	
	directory name is:	`~/DATA-DIR/WLS/<C>`	(DIR-NAME)
Copy data	See Analysis sheet: Transfer Data File	Y / N	In DATA-DIR window
Cnstr correction directory	`ls -l ~/DATA-DIR/CORR`		In DATA-DIR window
	If there isn't a subdirectory corresponding to the current date, then construct a CORRECTION directory (see: analysis sheet Construct CORR directory). What is the valueof the correction subdirectory corresponding to the current date. When running the PPG analysis, you will be asked to select this direcotory when storing the resulting PPG correction file.	130998	

Cnstr EGSE_LTF	`cal_raw2ltf .` (Error messages are not necessarily fatal; check with SOLAN --in solan window-- whether output file is okay: there should be a signal present, and `dremark1` labels should be filled) `ls -l *.egse_ltf` What's the name of the egse_ltf file _____ `<D> should be <A>.egse_ltf` Y / N	Note: In window DATA-DIR; your current directory should be ~/DATA-DIR/WLS/<C>; don't forget the dot !!! May take more than 15 mins. (D)
Cnstr CAL files	`idl run_averscia` (and select file <D> when asked)	Note: In window IDL
Check CAL files	Dark files: `ls -l *du*.avg.cal` size: _____	should be approx 150Kb
	White light file: `ls -l *.wu*.avg.cal` size: _____	should be approx 150Kb
	Note: all files should be present, if not: (a) Check file <D> using SOLAN and check whether DU, WS and WP labels are present in dremark1 labels (b) Check if enough disk space is available (Unix command `df -k | more`).	
Print postscript	Print postscript files: `lpr -P<printer> *.ps` Contents dark file `*du*.avg.cal.ps` should be approx. constant within channels: Y / N Contentsof file `*wu*.avg.cal.ps` should resemble white light source: Y / N Contents of `*rel_std*.ps` files should be smaller than 0.01 (pixel 300 -- 800) for all channels. Y / N	

	If not, value is:	8	
	Add postscript images to logbook, done	Y / N	
Print logfiles	`lpr -P<printer> *.log`		
	Add logfiles to logbook, done	Y / N	

PPG processing			
Run PPG	`idl do_ppg`		In IDL window
Check PPG	`ls -l *`		In DATA-DIR Window should be approx 150Kb
	Size of file `*.du*.cal.ppg.cal`	8	
	Size of file `*.du*.cal.ppg.cal.log`	8 363	
	Size of file `*.du*.cal.ppg.cal.ps`	8	
Check PPG visually	`lpr -P<printer> *.du*.cal.ppg.cal.ps`		
	Value of PPG should show only a small variation around 1.0 (like noise).	Y / N	
	Add postscript images to logbook, done	Y / N	
Print logfiles	`lpr -P<printer> *.du*.cal.ppg.cal.log`		
	Add logfiles to logbook, done	Y / N	

Back up	Create 3 sets of backup CDs of directory <DIR-NAME> (One CD has a capacity of 600 Mbytes, the UNIX command `/usr/bin/du -k .` gives the number of kilo bytes in the current directory).		See analysis sheet BackUp
	Name of backup CDs	Not yet	

Sign:	Name	A. Boo
	Date and time	13-09 1800 UTC

PPG

Signature

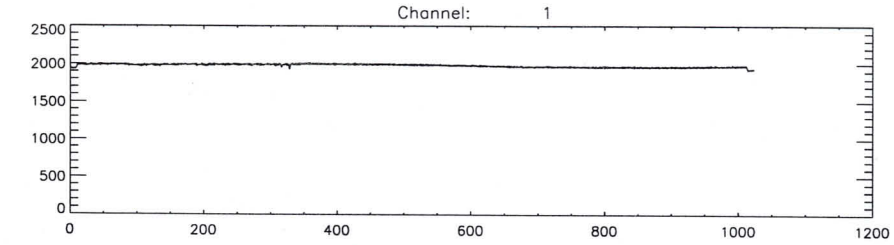
Channel: 1
2500
2000
1500
1000
500
0
0
200
400
600
800
1000
1200

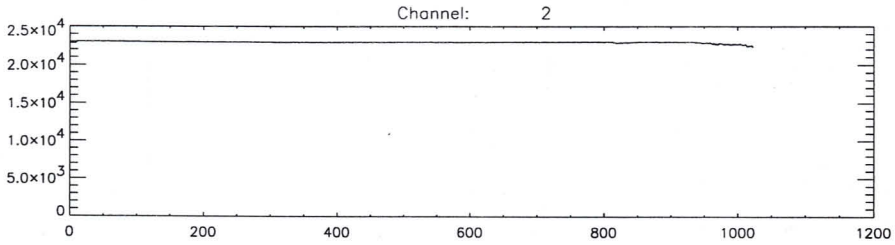
Channel: 2
2.5×10^4
2.0×10^4
1.5×10^4
1.0×10^4
5.0×10^3
0
0
200
400
600
800
1000
1200

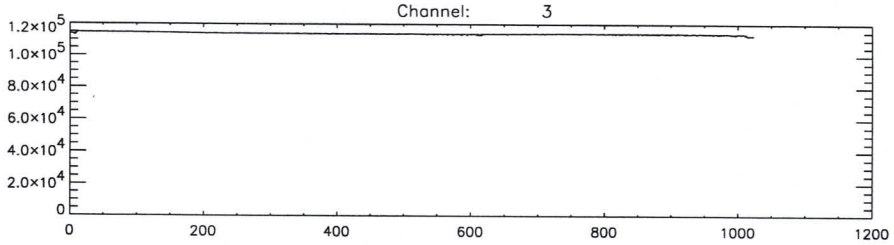
Channel: 3
1.2×10^5
1.0×10^5
8.0×10^4
6.0×10^4
4.0×10^4
2.0×10^4
0
0
200
400
600
800
1000
1200

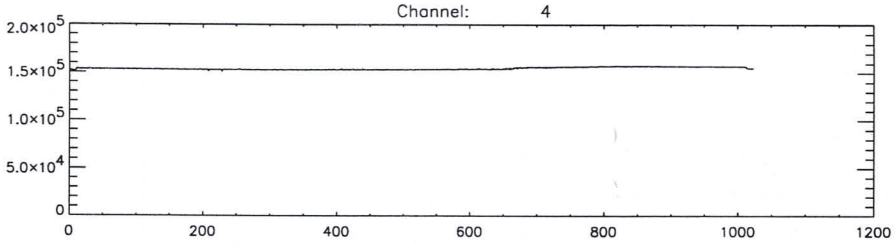
Channel: 4
2.0×10^5
1.5×10^5
1.0×10^5
5.0×10^4
0
0
200
400
600
800
1000
1200

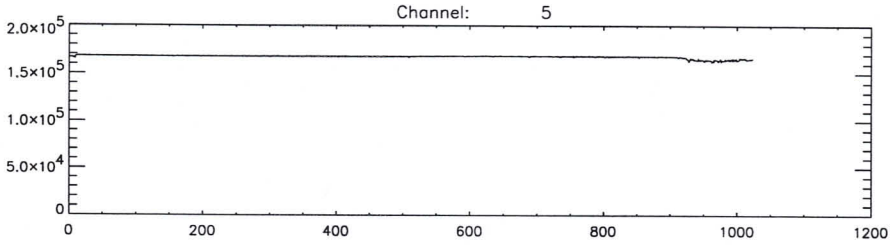
Channel: 5
2.0×10^5
1.5×10^5
1.0×10^5
5.0×10^4
0
0
200
400
600
800
1000
1200

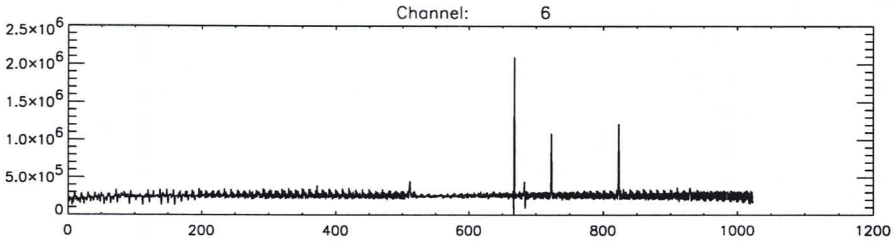
Channel: 6
2.5×10^6
2.0×10^6
1.5×10^6
1.0×10^6
5.0×10^5
0
0
200
400
600
800
1000
1200

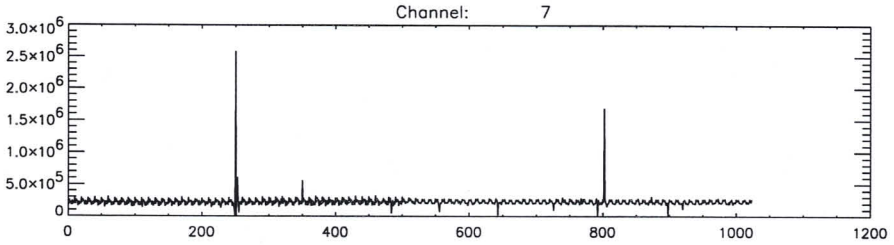
Channel: 7
3.0×10^6
2.5×10^6
2.0×10^6
1.5×10^6
1.0×10^6
5.0×10^5
0
0
200
400
600
800
1000
1200

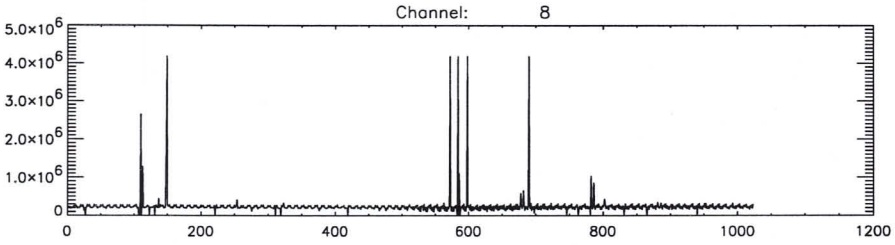
Channel: 8
5.0×10^6
4.0×10^6
3.0×10^6
2.0×10^6
1.0×10^6
0
0
200
400
600
800
1000
1200

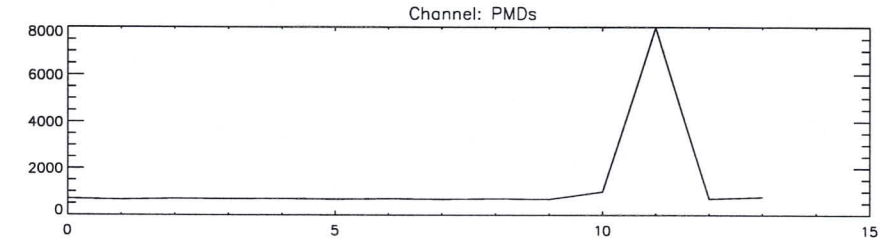
Channel: PMDs
8000
6000
4000
2000
0
0
5
10
15

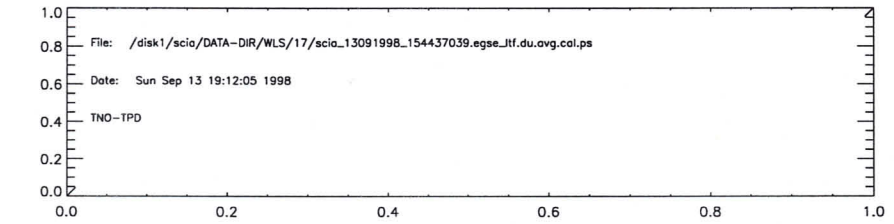
File: /disk1/scia/DATA-DIR/WLS/17/scia_13091998_154437039.egse_ltf.du.avg.cal.ps
Date: Sun Sep 13 19:12:05 1998
TNO-TPD
1.0
0.8
0.6
0.4
0.2
0.0
0.0
0.2
0.4
0.6
0.8
1.0

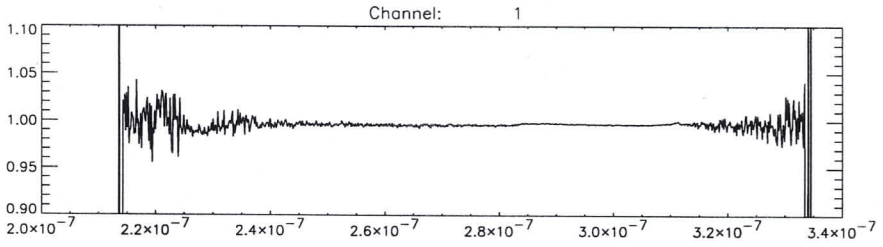
Channel: 1
1.10
1.05
1.00
0.95
0.90
2.0×10⁻⁷
2.2×10⁻⁷
2.4×10⁻⁷
2.6×10⁻⁷
2.8×10⁻⁷
3.0×10⁻⁷
3.2×10⁻⁷
3.4×10⁻⁷

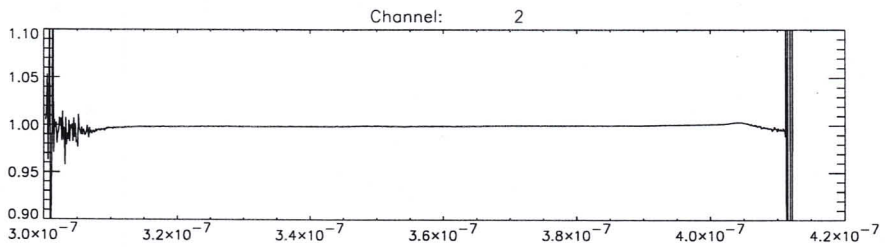
Channel: 2
1.10
1.05
1.00
0.95
0.90
3.0×10⁻⁷
3.2×10⁻⁷
3.4×10⁻⁷
3.6×10⁻⁷
3.8×10⁻⁷
4.0×10⁻⁷
4.2×10⁻⁷

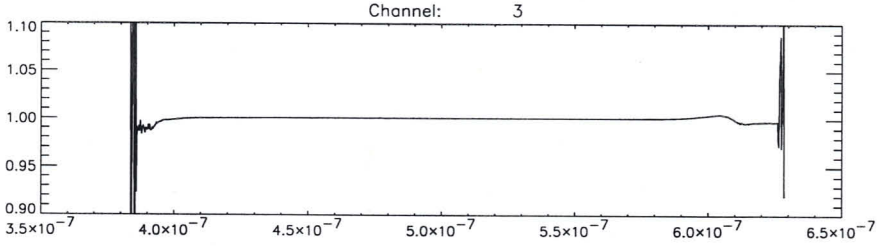
Channel: 3
1.10
1.05
1.00
0.95
0.90
3.5×10⁻⁷
4.0×10⁻⁷
4.5×10⁻⁷
5.0×10⁻⁷
5.5×10⁻⁷
6.0×10⁻⁷
6.5×10⁻⁷

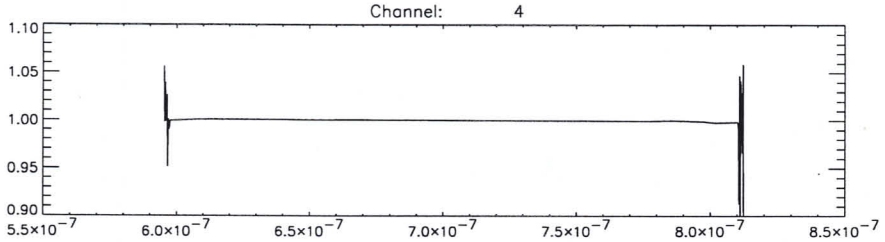
Channel: 4
1.10
1.05
1.00
0.95
0.90
5.5×10⁻⁷
6.0×10⁻⁷
6.5×10⁻⁷
7.0×10⁻⁷
7.5×10⁻⁷
8.0×10⁻⁷
8.5×10⁻⁷

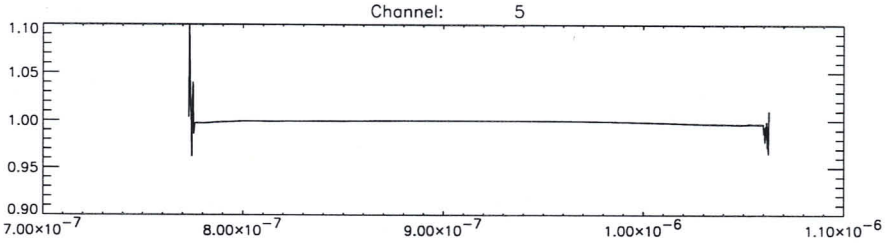
Channel: 5
1.10
1.05
1.00
0.95
0.90
7.00×10⁻⁷
8.00×10⁻⁷
9.00×10⁻⁷
1.00×10⁻⁶
1.10×10⁻⁶

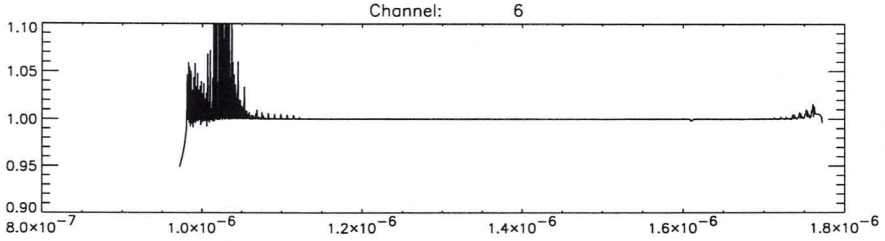
Channel: 6
1.10
1.05
1.00
0.95
0.90
8.0×10⁻⁷
1.0×10⁻⁶
1.2×10⁻⁶
1.4×10⁻⁶
1.6×10⁻⁶
1.8×10⁻⁶

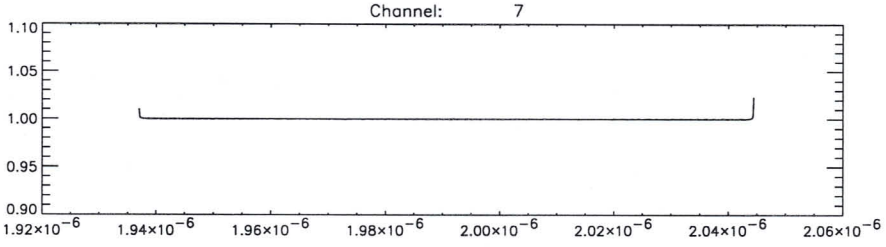
Channel: 7
1.10
1.05
1.00
0.95
0.90
1.92×10⁻⁶
1.94×10⁻⁶
1.96×10⁻⁶
1.98×10⁻⁶
2.00×10⁻⁶
2.02×10⁻⁶
2.04×10⁻⁶
2.06×10⁻⁶

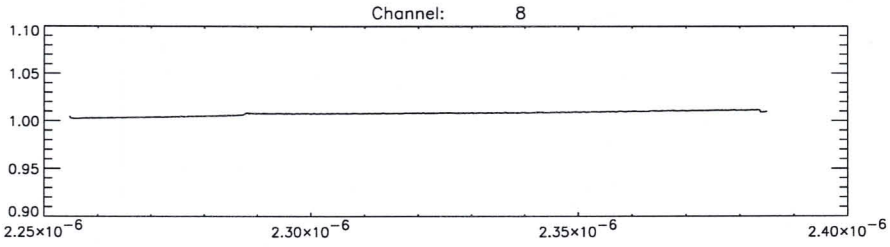
Channel: 8
1.10
1.05
1.00
0.95
0.90
2.25×10⁻⁶
2.30×10⁻⁶
2.35×10⁻⁶
2.40×10⁻⁶

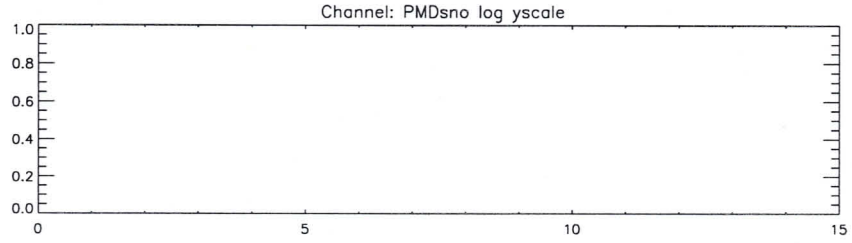
Channel: PMDsno log yscale
1.0
0.8
0.6
0.4
0.2
0.0
0
5
10
15

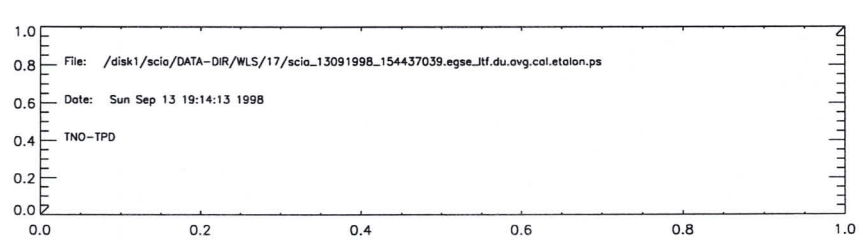
1.0
0.8
0.6
0.4
0.2
0.0
File: /disk1/scia/DATA-DIR/WLS/17/scia_13091998_154437039.egse_ltf.du.avg.cal.etalon.ps
Date: Sun Sep 13 19:14:13 1998
TNO-TPD
0.0
0.2
0.4
0.6
0.8
1.0

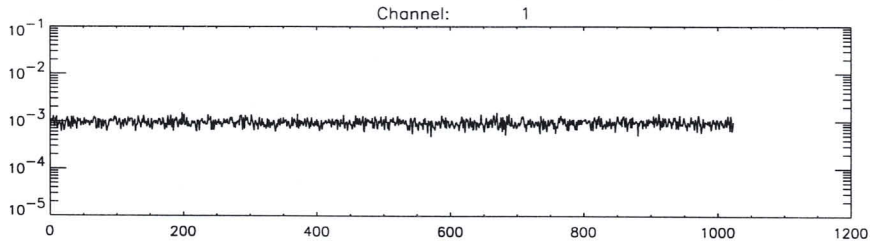
Channel: 1
10^{-1}
10^{-2}
10^{-3}
10^{-4}
10^{-5}
0
200
400
600
800
1000
1200

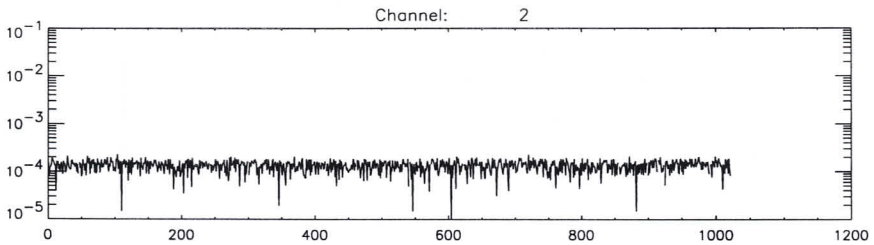
Channel: 2
10^{-1}
10^{-2}
10^{-3}
10^{-4}
10^{-5}
0
200
400
600
800
1000
1200

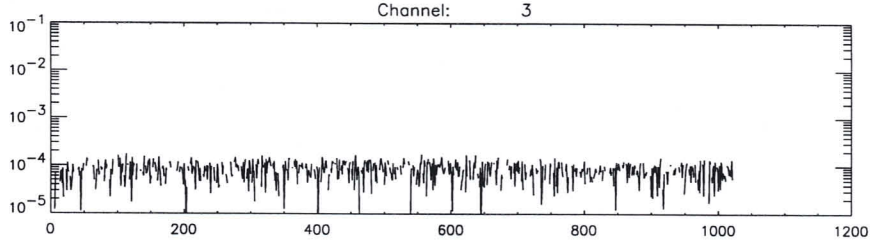
Channel: 3
10^{-1}
10^{-2}
10^{-3}
10^{-4}
10^{-5}
0
200
400
600
800
1000
1200

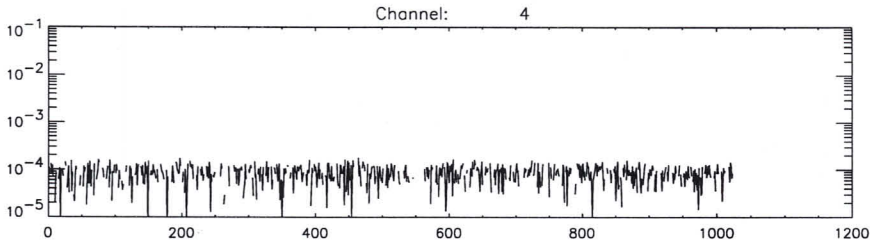
Channel: 4
10^{-1}
10^{-2}
10^{-3}
10^{-4}
10^{-5}
0
200
400
600
800
1000
1200

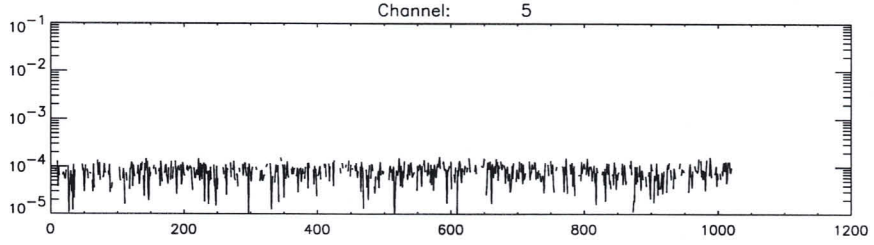
Channel: 5
10^{-1}
10^{-2}
10^{-3}
10^{-4}
10^{-5}
0
200
400
600
800
1000
1200

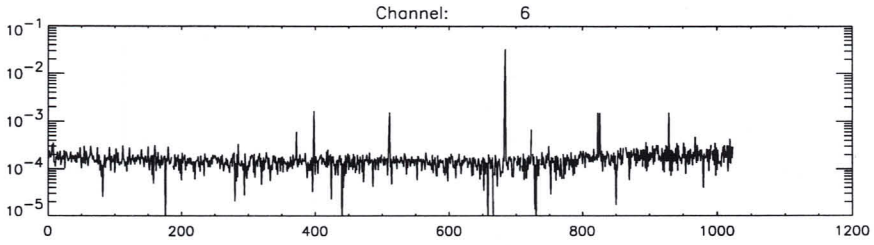
Channel: 6
10^{-1}
10^{-2}
10^{-3}
10^{-4}
10^{-5}
0
200
400
600
800
1000
1200

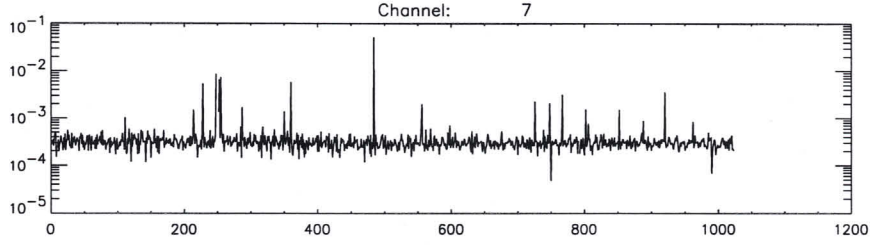
Channel: 7
10^{-1}
10^{-2}
10^{-3}
10^{-4}
10^{-5}
0
200
400
600
800
1000
1200

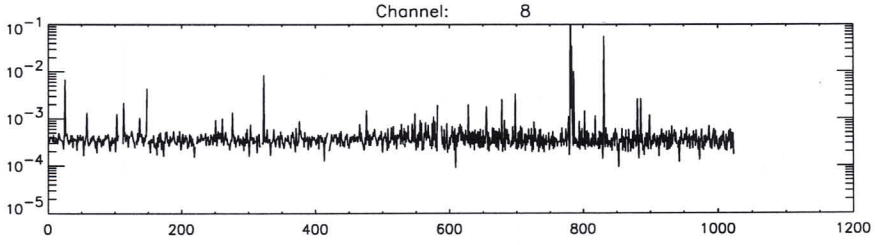
Channel: 8
10^{-1}
10^{-2}
10^{-3}
10^{-4}
10^{-5}
0
200
400
600
800
1000
1200

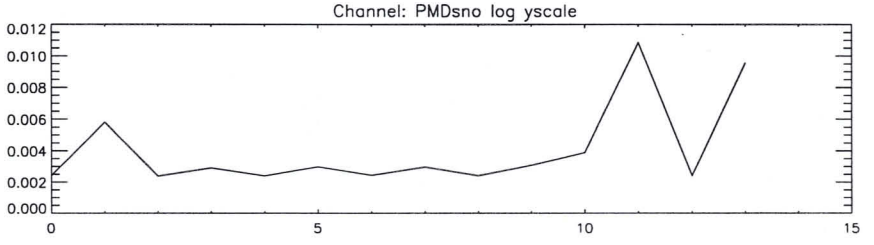
Channel: PMDsno log yscale
0.012
0.010
0.008
0.006
0.004
0.002
0.000
0
5
10
15

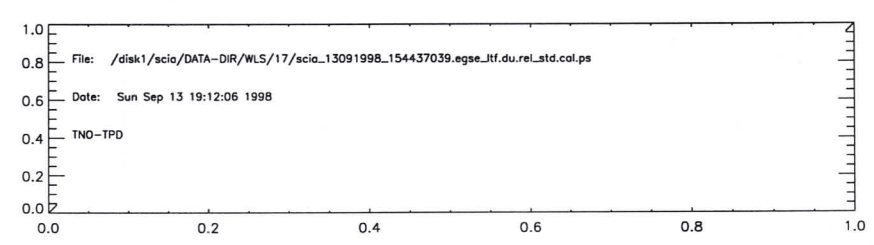
File: /disk1/scia/DATA-DIR/WLS/17/scia_13091998_154437039.egse_ltf.du.rel_std.cal.ps
Date: Sun Sep 13 19:12:06 1998
TNO-TPD
1.0
0.8
0.6
0.4
0.2
0.0
0.0
0.2
0.4
0.6
0.8
1.0

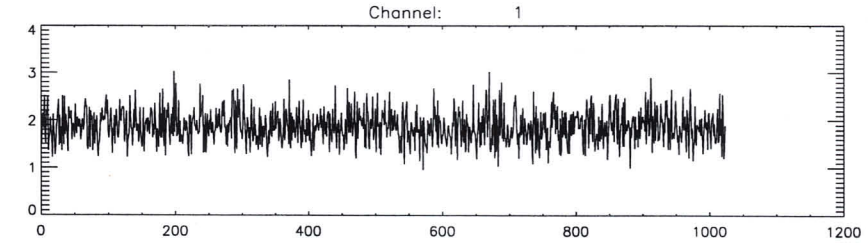
Channel: 1

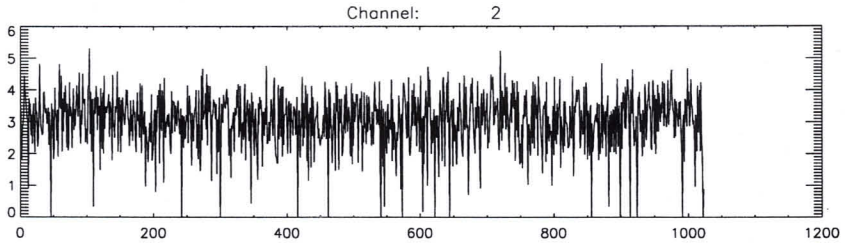
Channel: 2

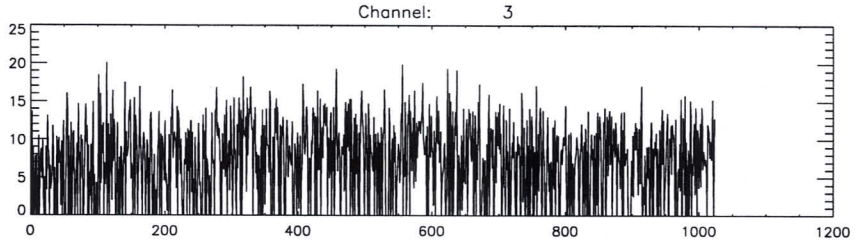
Channel: 3

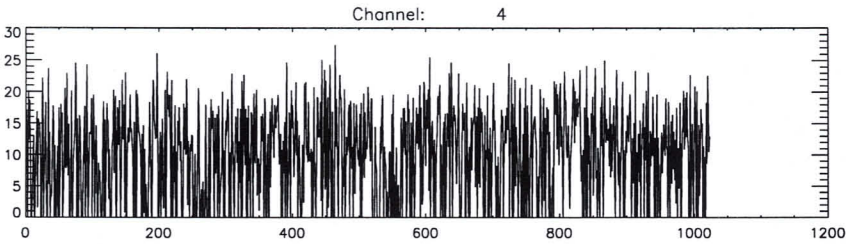
Channel: 4

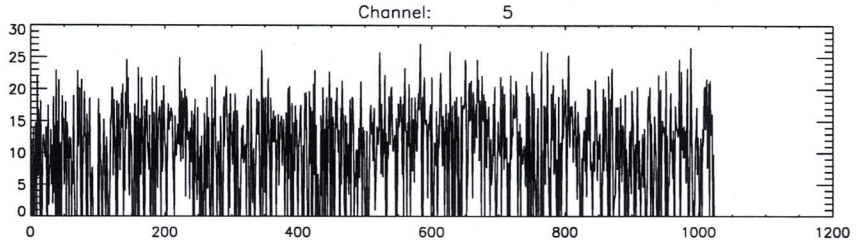
Channel: 5

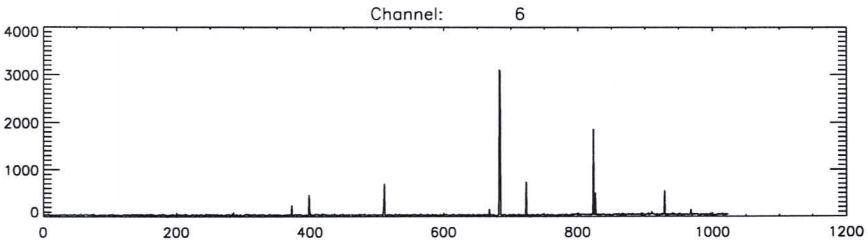
Channel: 6

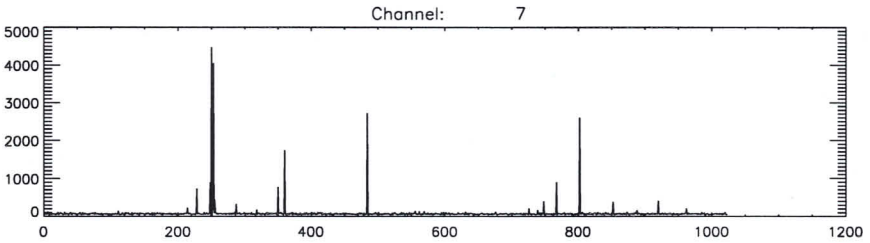
Channel: 7

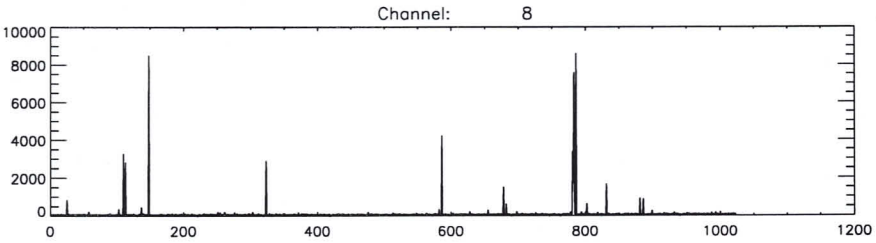
Channel: 8

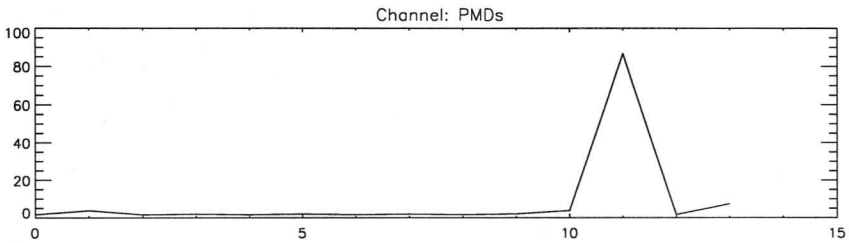
Channel: PMDs

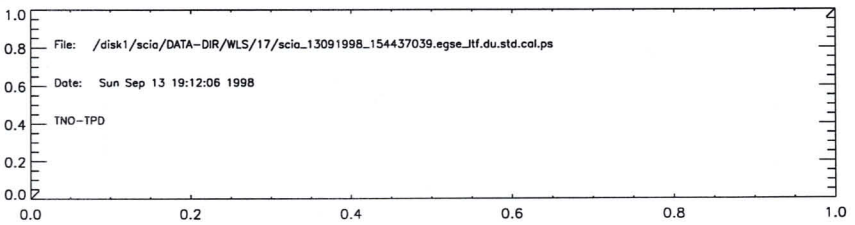
File: /disk1/scia/DATA-DIR/WLS/17/scia_13091998_154437039.egse_ltf.du.std.cal.ps
Date: Sun Sep 13 19:12:06 1998
TNO-TPD

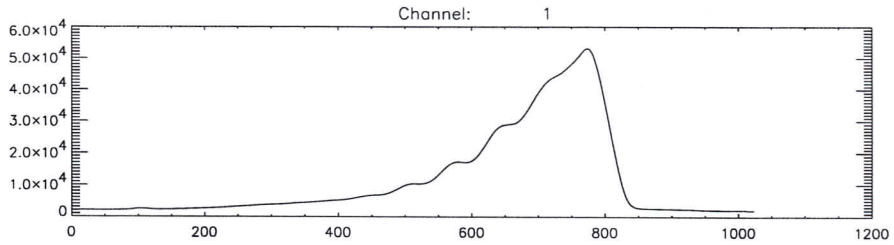
Channel: 1
6.0x10^4
5.0x10^4
4.0x10^4
3.0x10^4
2.0x10^4
1.0x10^4
0
0
200
400
600
800
1000
1200

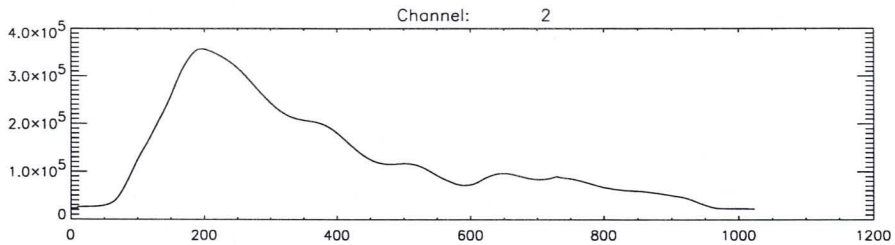
Channel: 2
4.0x10^5
3.0x10^5
2.0x10^5
1.0x10^5
0
0
200
400
600
800
1000
1200

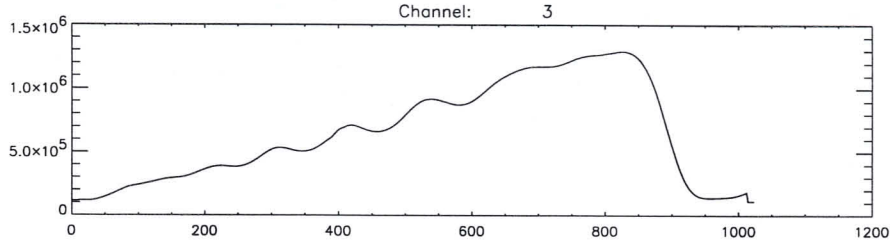
Channel: 3
1.5x10^6
1.0x10^6
5.0x10^5
0
0
200
400
600
800
1000
1200

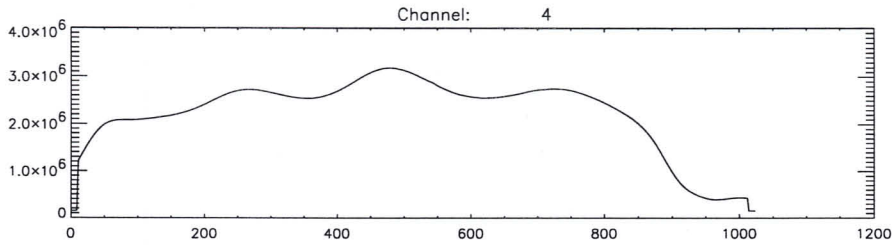
Channel: 4
4.0x10^6
3.0x10^6
2.0x10^6
1.0x10^6
0
0
200
400
600
800
1000
1200

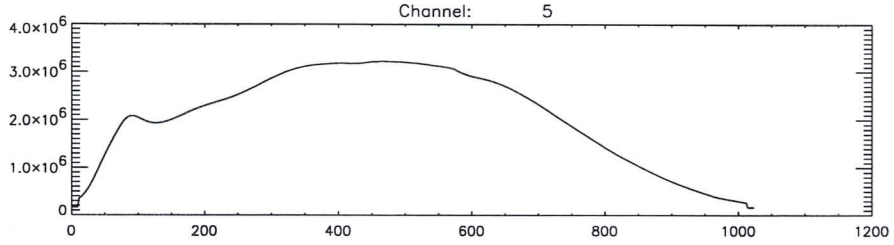
Channel: 5
4.0x10^6
3.0x10^6
2.0x10^6
1.0x10^6
0
0
200
400
600
800
1000
1200

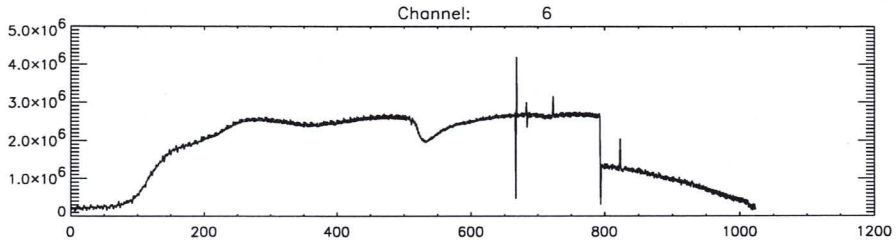
Channel: 6
5.0x10^6
4.0x10^6
3.0x10^6
2.0x10^6
1.0x10^6
0
0
200
400
600
800
1000
1200

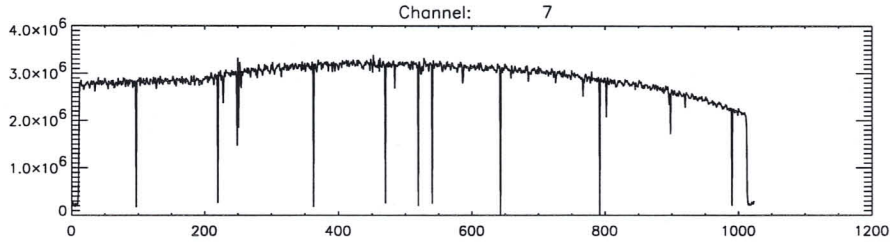
Channel: 7
4.0x10^6
3.0x10^6
2.0x10^6
1.0x10^6
0
0
200
400
600
800
1000
1200

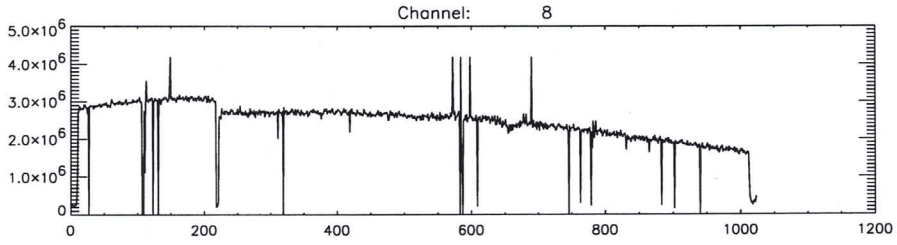
Channel: 8
5.0x10^6
4.0x10^6
3.0x10^6
2.0x10^6
1.0x10^6
0
0
200
400
600
800
1000
1200

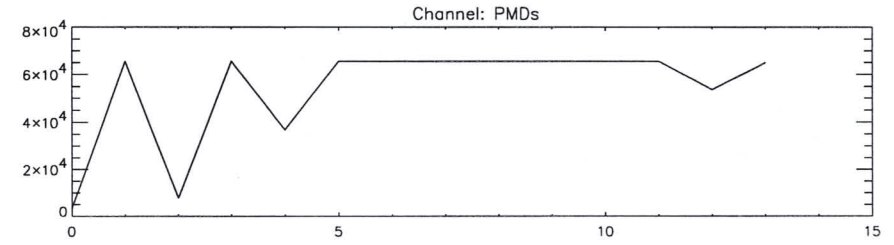
Channel: PMDs
8x10^4
6x10^4
4x10^4
2x10^4
0
0
5
10
15

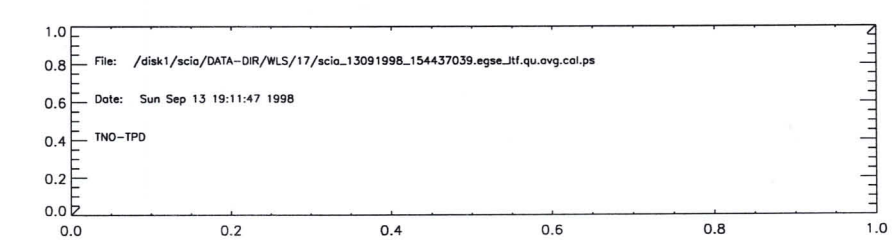
File: /disk1/scia/DATA-DIR/WLS/17/scia_13091998_154437039.egse_ltf.qu.ovg.cal.ps
Date: Sun Sep 13 19:11:47 1998
TNO-TPD
1.0
0.8
0.6
0.4
0.2
0.0
0.0
0.2
0.4
0.6
0.8
1.0

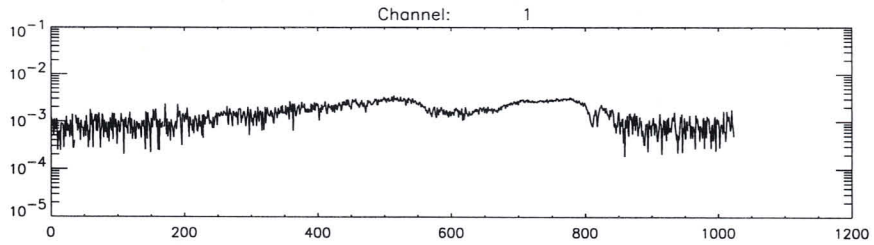
Channel: 1
10^{-1}
10^{-2}
10^{-3}
10^{-4}
10^{-5}
0
200
400
600
800
1000
1200

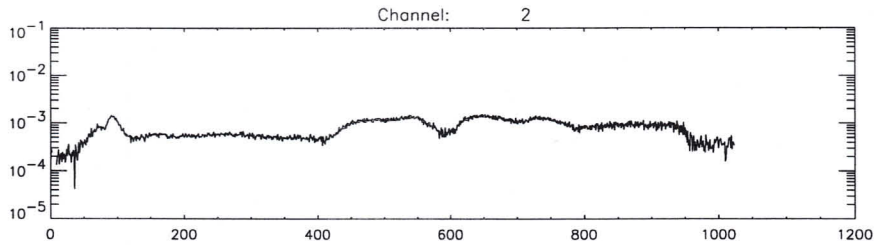
Channel: 2
10^{-1}
10^{-2}
10^{-3}
10^{-4}
10^{-5}
0
200
400
600
800
1000
1200

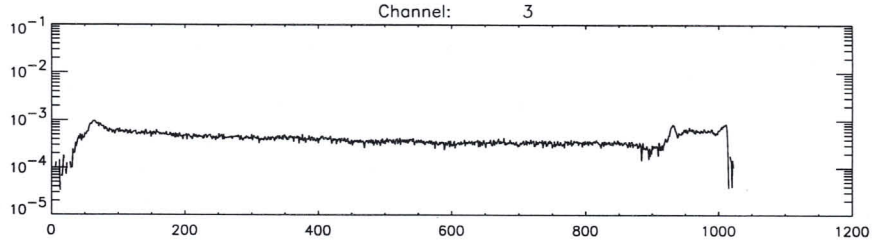
Channel: 3
10^{-1}
10^{-2}
10^{-3}
10^{-4}
10^{-5}
0
200
400
600
800
1000
1200

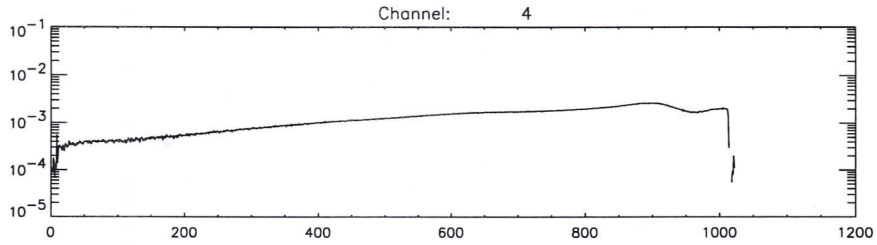
Channel: 4
10^{-1}
10^{-2}
10^{-3}
10^{-4}
10^{-5}
0
200
400
600
800
1000
1200

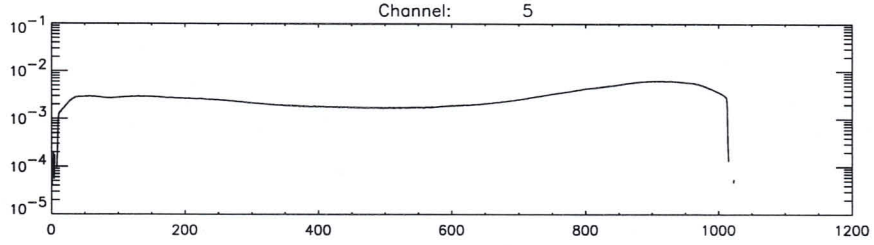
Channel: 5
10^{-1}
10^{-2}
10^{-3}
10^{-4}
10^{-5}
0
200
400
600
800
1000
1200

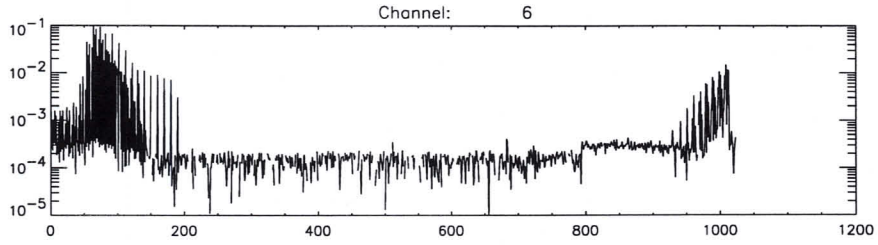
Channel: 6
10^{-1}
10^{-2}
10^{-3}
10^{-4}
10^{-5}
0
200
400
600
800
1000
1200

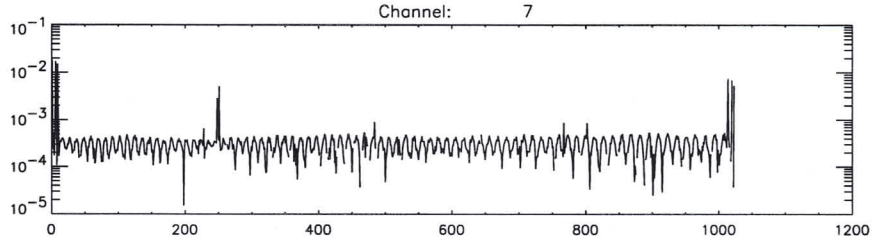
Channel: 7
10^{-1}
10^{-2}
10^{-3}
10^{-4}
10^{-5}
0
200
400
600
800
1000
1200

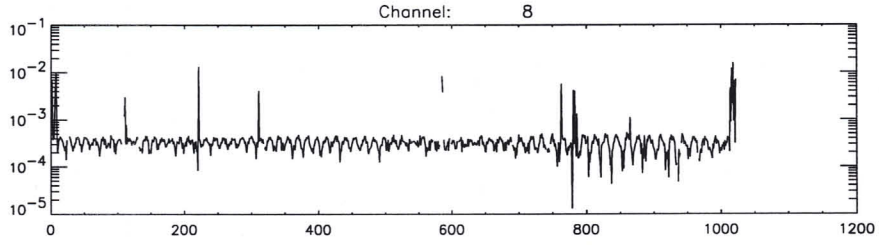
Channel: 8
10^{-1}
10^{-2}
10^{-3}
10^{-4}
10^{-5}
0
200
400
600
800
1000
1200

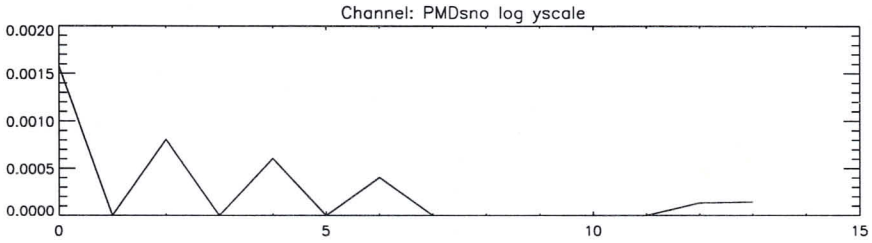
Channel: PMDsno log yscale
0.0020
0.0015
0.0010
0.0005
0.0000
0
5
10
15

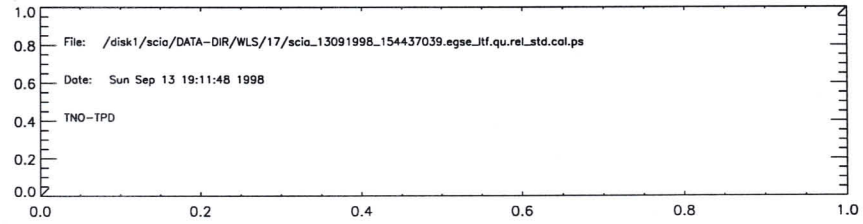
File: /disk1/scia/DATA-DIR/WLS/17/scia_13091998_154437039.egse_itf.qu.rel_std.col.ps
Date: Sun Sep 13 19:11:48 1998
TNO-TPD
1.0
0.8
0.6
0.4
0.2
0.0
0.0
0.2
0.4
0.6
0.8
1.0

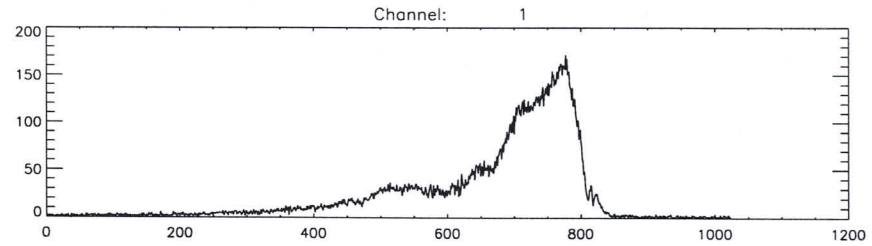
Channel: 1
200
150
100
50
0
0
200
400
600
800
1000
1200

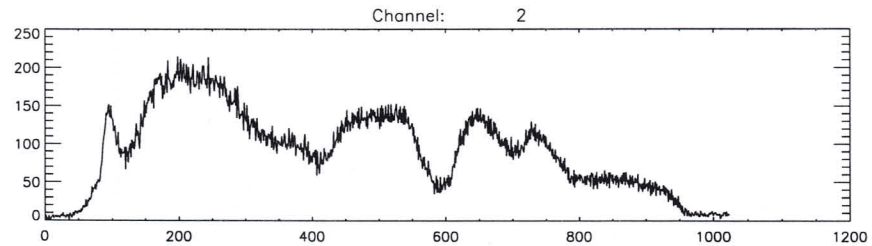
Channel: 2
250
200
150
100
50
0
0
200
400
600
800
1000
1200

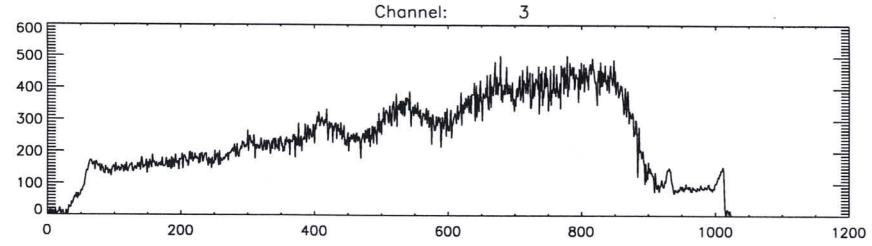
Channel: 3
600
500
400
300
200
100
0
0
200
400
600
800
1000
1200

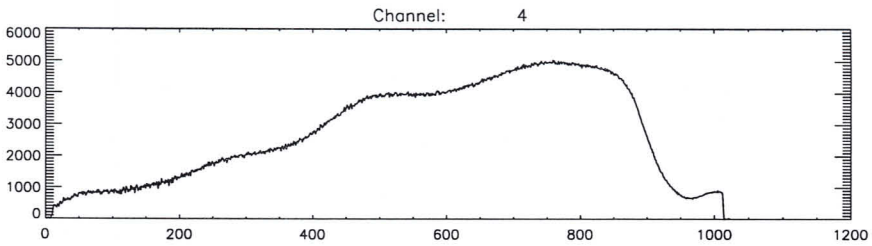
Channel: 4
6000
5000
4000
3000
2000
1000
0
0
200
400
600
800
1000
1200

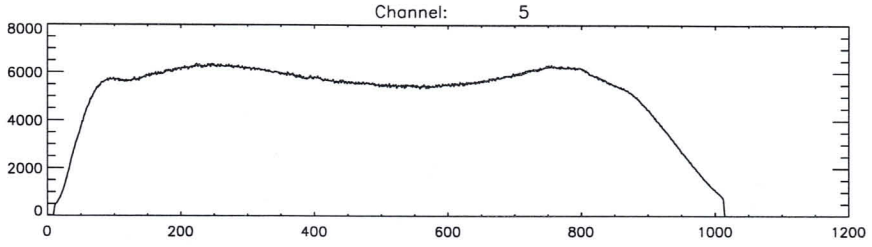
Channel: 5
8000
6000
4000
2000
0
0
200
400
600
800
1000
1200

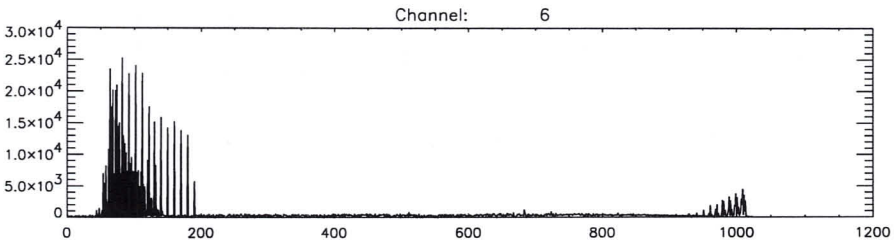
Channel: 6
3.0x10^4
2.5x10^4
2.0x10^4
1.5x10^4
1.0x10^4
5.0x10^3
0
0
200
400
600
800
1000
1200

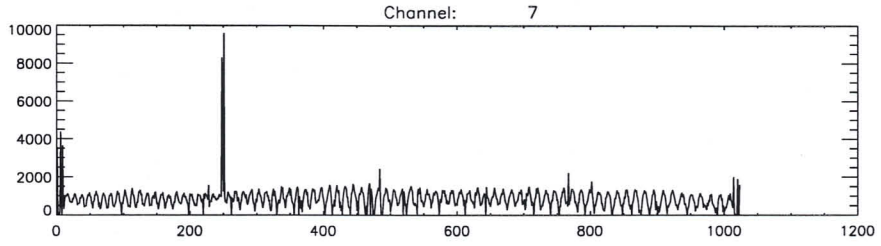
Channel: 7
10000
8000
6000
4000
2000
0
0
200
400
600
800
1000
1200

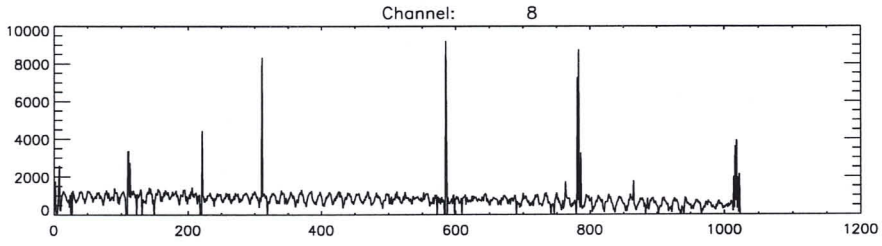
Channel: 8
10000
8000
6000
4000
2000
0
0
200
400
600
800
1000
1200

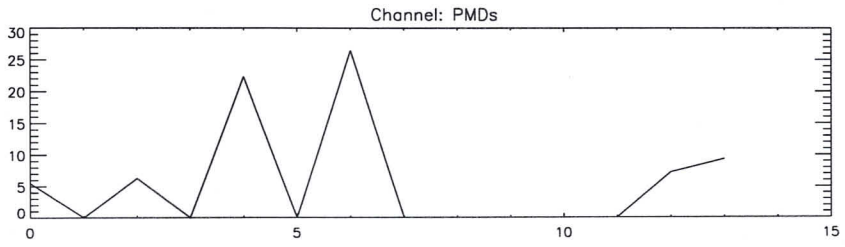
Channel: PMDs
30
25
20
15
10
5
0
0
5
10
15

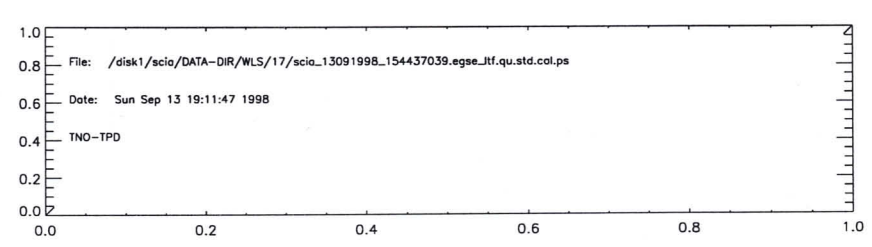
File: /disk1/scia/DATA-DIR/WLS/17/scia_13091998_154437039.egse_ltf.qu.std.col.ps
Date: Sun Sep 13 19:11:47 1998
TNO-TPD
1.0
0.8
0.6
0.4
0.2
0.0
0.0
0.2
0.4
0.6
0.8
1.0

#####
#####
#####
#####
#####
User: scia6!scia
#####
Title: 564-1
#####
Printed: Sun 19:51 Sep 13, 1998
#####
Job number: hp6mp-564
#####
#####
#####
#####
#####

Version: 0.1
Input files:

/disk1/scia/DATA-DIR/WLS/17/scia_13091998_154437039.egse_ltf.du.avg.cal and

/disk1/scia/DATA-DIR/WLS/17/scia_13091998_154437039.egse_ltf.qu.avg.cal
Action: Extraction of etalon structure
Processing time: Sun Sep 13 19:14:10 1998
Output file name:
/disk1/scia/DATA-DIR/WLS/17/scia_13091998_154437039.egse_ltf.du.avg.cal.etalon

```
time       = Sun Sep 13 19:11:48 1998
batch      = qu
Start TOD = Sun 13-Sep-98 15:44:37
End   TOD = Sun 13-Sep-98 15:45:02
Processing= computation of average, standard dev. and rel.standard dev.
```

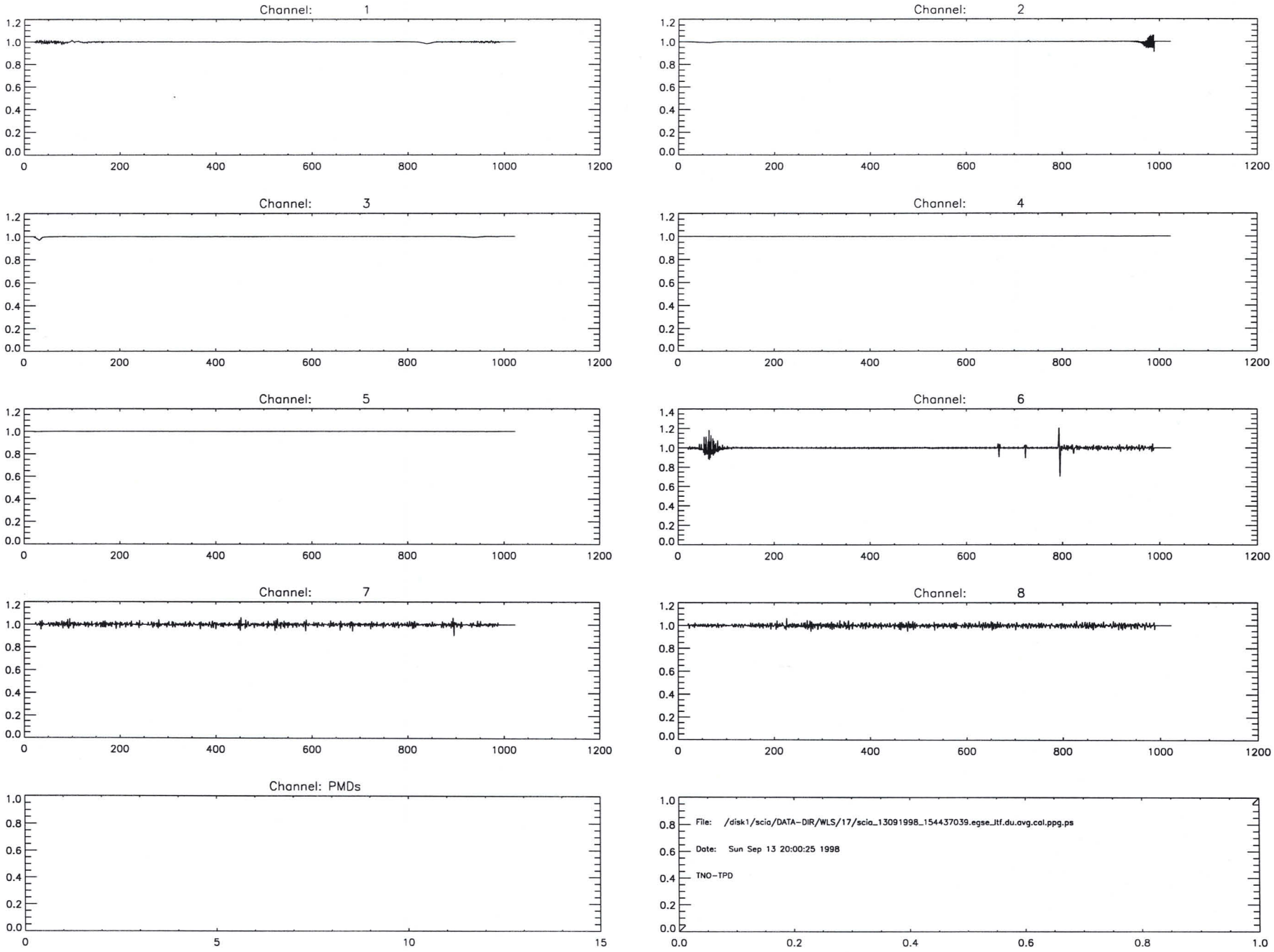
Channel: 1
Channel: 2
Channel: 3
Channel: 4
Channel: 5
Channel: 6
Channel: 7
Channel: 8
Channel: PMDs
File: /disk1/scia/DATA-DIR/WLS/17/scia_13091998_154437039.egse_itf.du.avg.cal.ppg.ps
Date: Sun Sep 13 20:00:25 1998
TNO-TPD

Version: 0.1
Input files:

/disk1/scia/DATA-DIR/WLS/17/scia_13091998_154437039.egse_ltf.du.avg.cal and

/disk1/scia/DATA-DIR/WLS/17/scia_13091998_154437039.egse_ltf.qu.avg.cal
Action: Computation of Pixel to pixel gain
Processing time: Sun Sep 13 20:00:24 1998
Output file name:
/disk1/scia/DATA-DIR/WLS/17/scia_13091998_154437039.egse_ltf.du.avg.cal.ppg.ca

Formal Run of Measurement

(Measurement ID) SLS_INT

Request for Actual Status		(cross out entries that are **not** requested.)
Request for Modification		(fill in only entries to be modified)
Request for Run	X	(no entries = run based on actual default settings)

Scanner Positions

Azimuth	45.0	deg
Elevation	9.765	deg

Timeline for each Data Acquisition Period during Measurement

	1	2	3	4	5	6	7	8	9	10
State ID	41	42								
Repetitions	1	1								

State Parameters for States used in Timeline (State ID must be given)

Channel	PET [s] or H#	Co-Adding	PET [s] or H#	Co-Adding	PET [s] or H#	Co-Adding	PET [s] or H#	Co-Adding
1a	4	1						
1b	4	1						
2b	2	2						
2a	2	2						
3	0.125	32						
4	0.03125	64						
5	0.25	16						
6	0.25	16						
7	1	4						
8	1	4						
State ID	41,42							

STEP 20.1

Stimuli Settings for Existing Blocks in Measurement

Block No	Stimuli Setup ID	PPC [deg]	Polarizer [deg]	Shutter open/close	Acquisition Time [s]	Lambda [nm] Start	Lambda [nm] Stop	Lambda [nm] Step	Repetition Factor	Message	OS Setup Time [s]
1	-1	'	'	'	'	'	1	0	4	N	0

Measurement Data Description

Test Purpose	
Remark	LED 24
Data Directory	0256_17.43.52_SLS_INT

Signatures

	Date	Signature
Issued	13-9-'98	
< Performed	13.9.98	

STEP	ACTION	RESULT	MARKER
Intro	Your name:	A. Bos	
	Date:	13-09-98	
	What's the name of the (main) data input files generated by the EGSE? `(*.dat)`	Scice-13091998-174650623.dat	(A)
	Setup a three-window configuration on your SUN.		see course descr.
Cnstr directory	`cd ~/DATA-DIR/SPEC-CAL/ ; ls -l`		Note: In window DATA-DIR
	highest number in directory?	19	(B)
	New directory: `mkdir <B+1>` `ls -l`		
	What's now the highest number in directory?	20	(C)
	<C> should be <B> + 1	Y / N	
	directory name is:	`~/DATA-DIR/SPECCAL/<C>`	(DIR-NAME)
Copy data	See Analysis sheet: Transfer Data File	Y / N	In DATA-DIR window
Cnstr EGSE_LTF	`cal_raw2ltf .` (Error messages are not necessarily fatal; check with SOLAN --in solan window-- whether output file is okay: there should be a signal present, and `dremark1` labels should be filled) `ls -l *.egse_ltf`		Note: In window DATA-DIR; ***don't forget the dot !!!;*** *May take more than 15 mins.*
	What's the name of the egse_ltf file	see A	(D)
	`<D> should be <A>.egse_ltf`	Y / N	
Cnstr CAL files	`idl run_averscia` (and select file <D> when asked)		Note: In window IDL
Check CAL files	Dark files: `ls -l *du*.avg.cal`		In DATA-DIR window
	size:	1464	should be approx 150kb
	SLS light file:		

Note: dremark1 label starts either with 'su' or with 'pu' (here we have taken the 'su'-case).

`ls -l *su*.avg.cal`

14665

should be approx 150kb

size:
Note: all files should be present, if not:
(a) Check file <D> using SOLAN and check whether DU, and SU labels are present in dremark1 labels
(b) Check if enough disk space is available (Unix command df -k | more).

Print postscript

`lpr -P<printer>`
`*du*.*.cal.ps`
`*su*.*.cal.ps`

Contents dark file `*du*.avg.cal` should be approx. constant within channels: Y / N

Contents of file `*SU*.avg.cal.ps` should contain peak signals in channels (cannot be seen in channels 7 and 8): Y / N

Contents of `*rel_std*.ps` files should be smaller than 0.01 (pixel 300 -- 800) for all channels. Y / N
If not, value is:

Add postscript images to logbook, done Y / N

Print logfiles `lpr -P<printer> *.log`

Add logfiles to logbook, done Y / N

Spec line processing

Run Spec `idl do_spec_cal` In IDL window

Check spec	`ls -l wl.data` Size of file `wl.data`	927	In DATA DIR window should be approx a few kilobytes
Check XSI visually	`lpr -P<printer> *.data.ps` Is the value of the spectral calibration approx. a straight line in all channels? (Note: in channel 2: negative slope) Add postscript images to logbook, done	(Y) / N (Y) / N	
Print logfiles	`lpr -P<printer> *.log` Add logfiles to logbook, done	(Y) / N	

Back up	Create 3 sets of backup CDs of directory <DIR-NAME> (One CD has a capacity of 600 Mbytes, the UNIX command `/usr/bin/du -k .` gives the number of kilo bytes in the current directory). Name of backup CDs		See analysis sheet BackUp

Sign:	Name	A.Bos
	Date and time	13-09-98 10:15 UTC
	Signature	

#####
#####
#####
#####
#####
User: scia6!scia
#####
Title: 567-1
#####
Printed: Sun 20:01 Sep 13, 1998
#####
Job number: hp6mp-567
#####
#####
#####
#####
#####

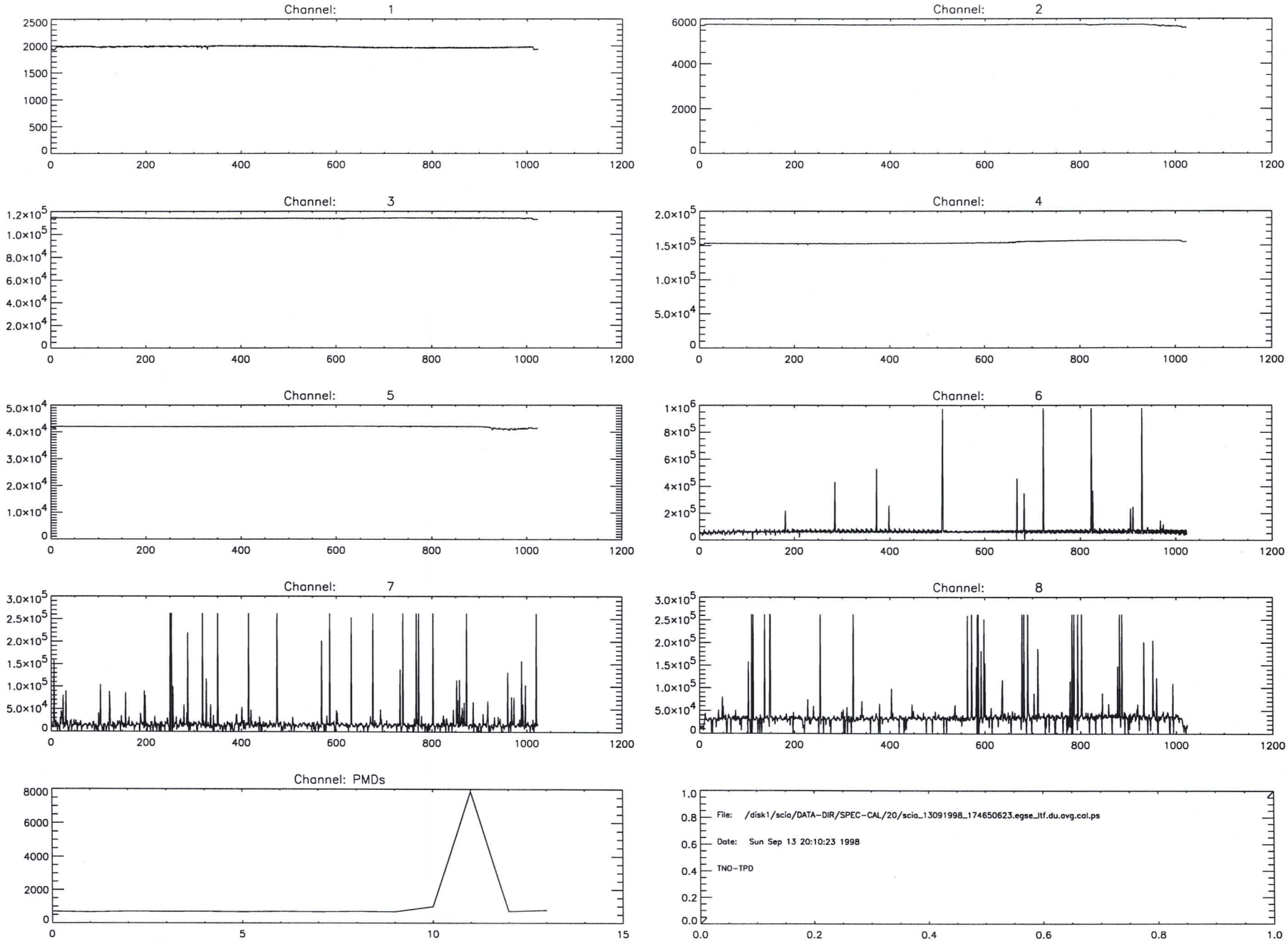
Channel: 1
Channel: 2
Channel: 3
Channel: 4
Channel: 5
Channel: 6
Channel: 7
Channel: 8
Channel: PMDs
File: /disk1/scia/DATA-DIR/SPEC-CAL/20/scia_13091998_174650623.egse_itf.du.avg.cal.ps
Date: Sun Sep 13 20:10:23 1998
TNO-TPD

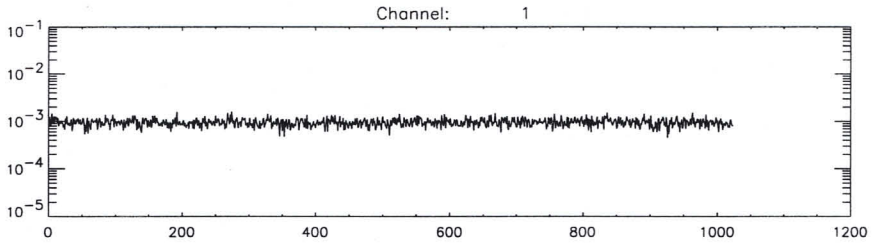
Channel: 1

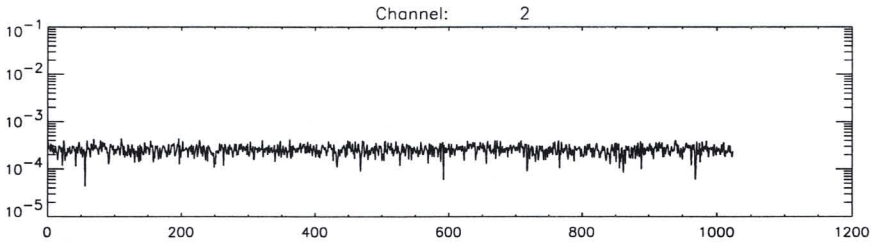
Channel: 2

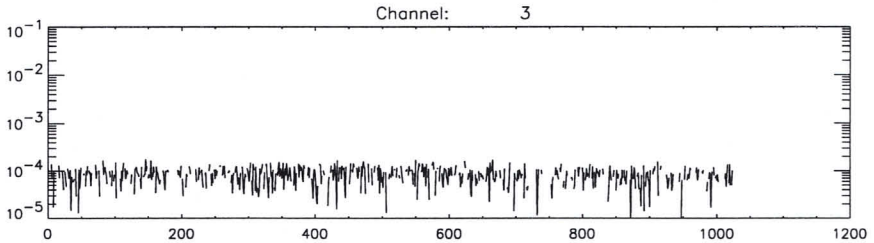
Channel: 3

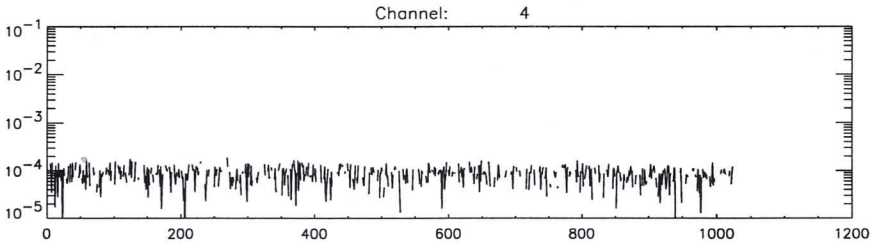
Channel: 4

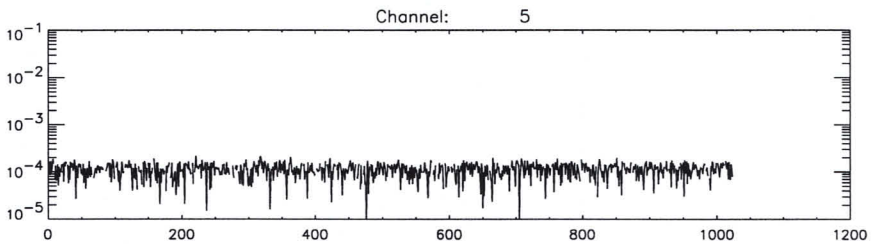
Channel: 5

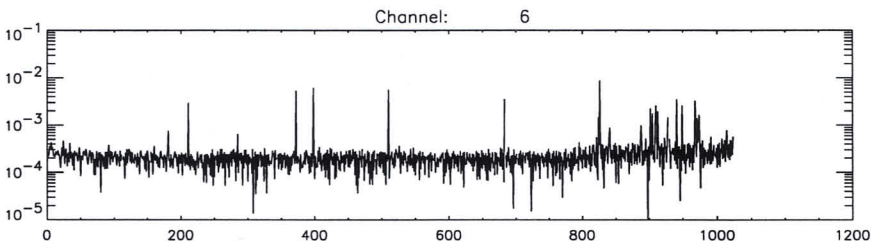
Channel: 6

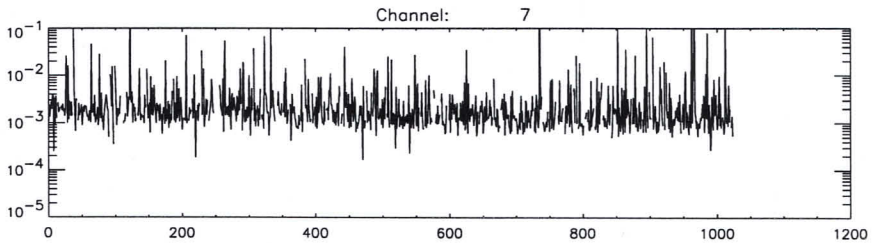
Channel: 7

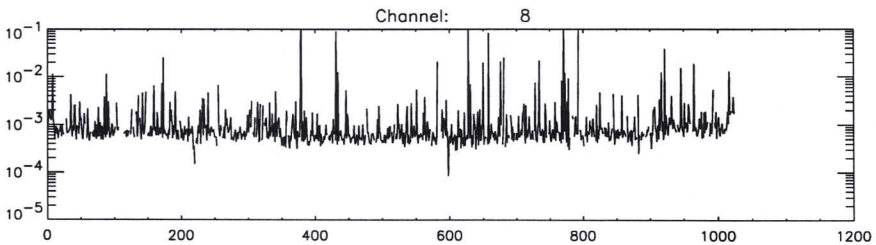
Channel: 8

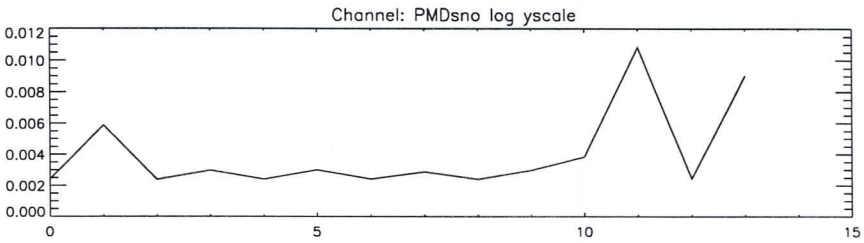
Channel: PMDsno log yscale

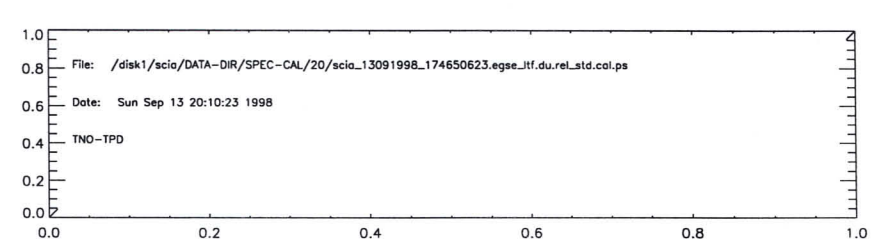
File: /disk1/scia/DATA-DIR/SPEC-CAL/20/scia_13091998_174650623.egse_itf.du.rel_std.cal.ps
Date: Sun Sep 13 20:10:23 1998
TNO-TPD

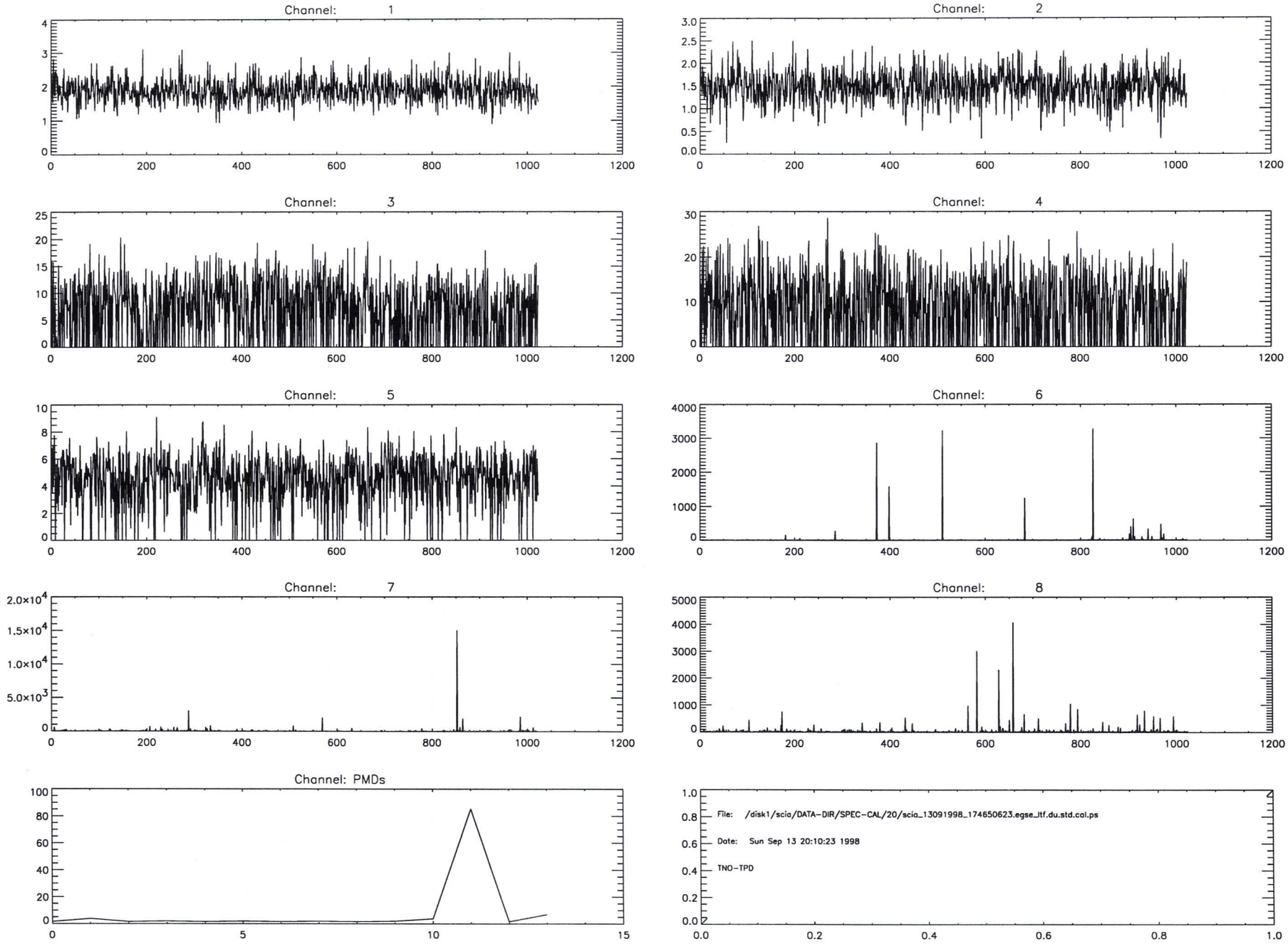
Channel: 1
Channel: 2
Channel: 3
Channel: 4
Channel: 5
Channel: 6
Channel: 7
Channel: 8
Channel: PMDs
File: /disk1/scia/DATA-DIR/SPEC-CAL/20/scia_13091998_174650623.egse_itf.du.std.cal.ps
Date: Sun Sep 13 20:10:23 1998
TNO-TPD

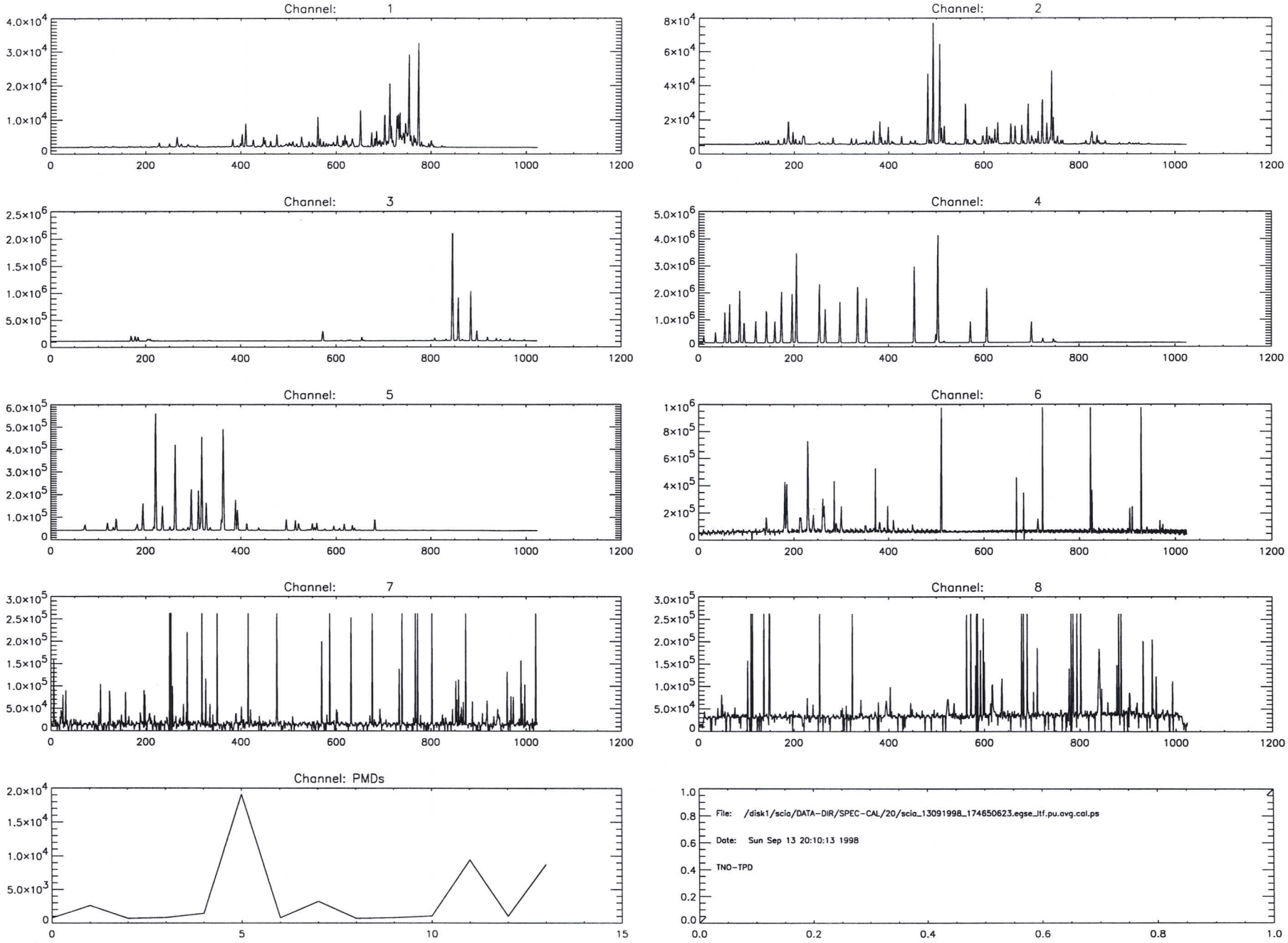
Channel: 1
Channel: 2
Channel: 3
Channel: 4
Channel: 5
Channel: 6
Channel: 7
Channel: 8
Channel: PMDs
File: /disk1/scia/DATA-DIR/SPEC-CAL/20/scia_13091998_174650623.egse_itf.pu.avg.cal.ps
Date: Sun Sep 13 20:10:13 1998
TNO-TPD

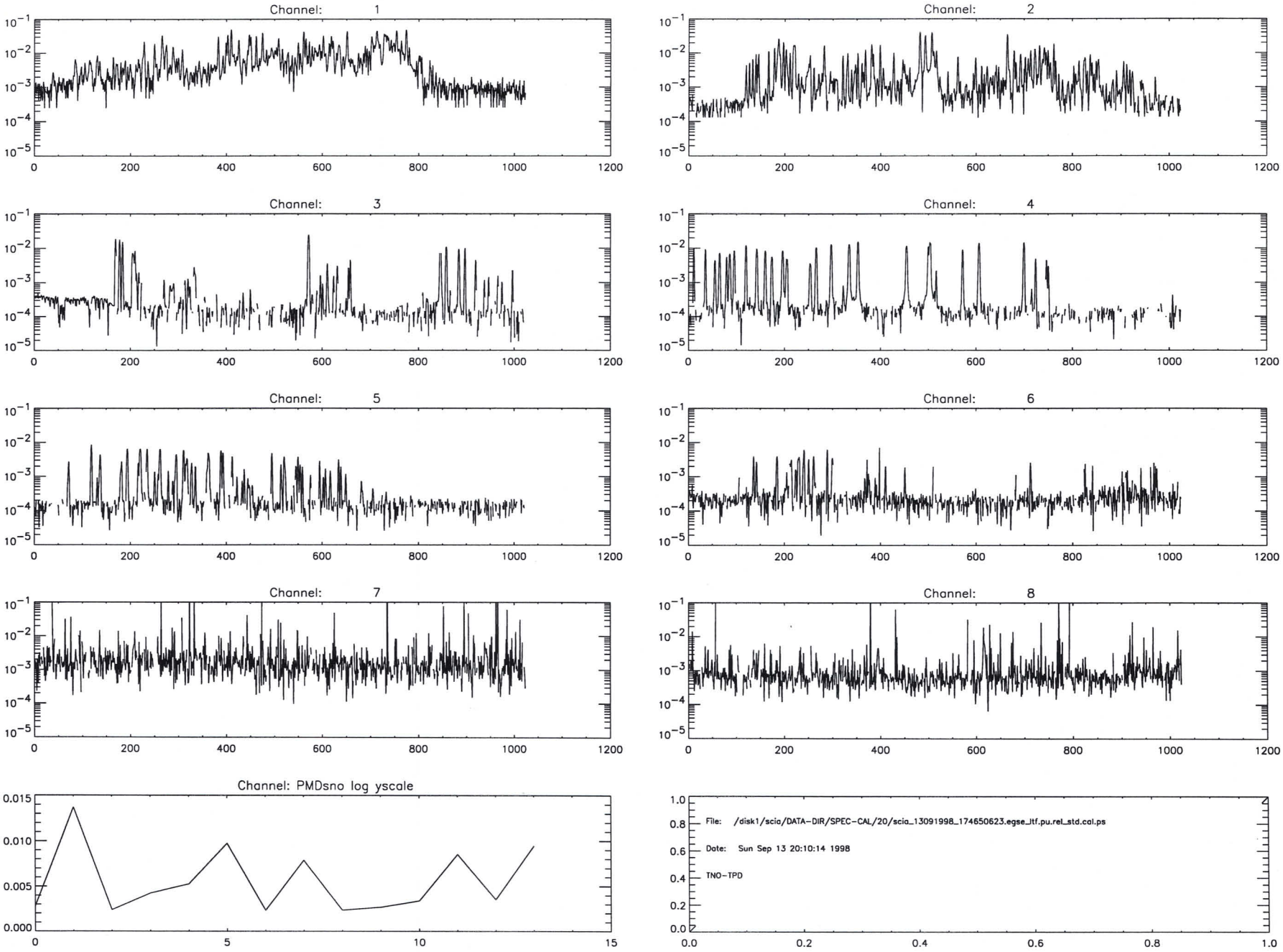
Channel: 1
Channel: 2
Channel: 3
Channel: 4
Channel: 5
Channel: 6
Channel: 7
Channel: 8
Channel: PMDsno log yscale
File: /disk1/scia/DATA-DIR/SPEC-CAL/20/scia_13091998_174650623.egse_itf.pu.rel_std.cal.ps
Date: Sun Sep 13 20:10:14 1998
TNO-TPD

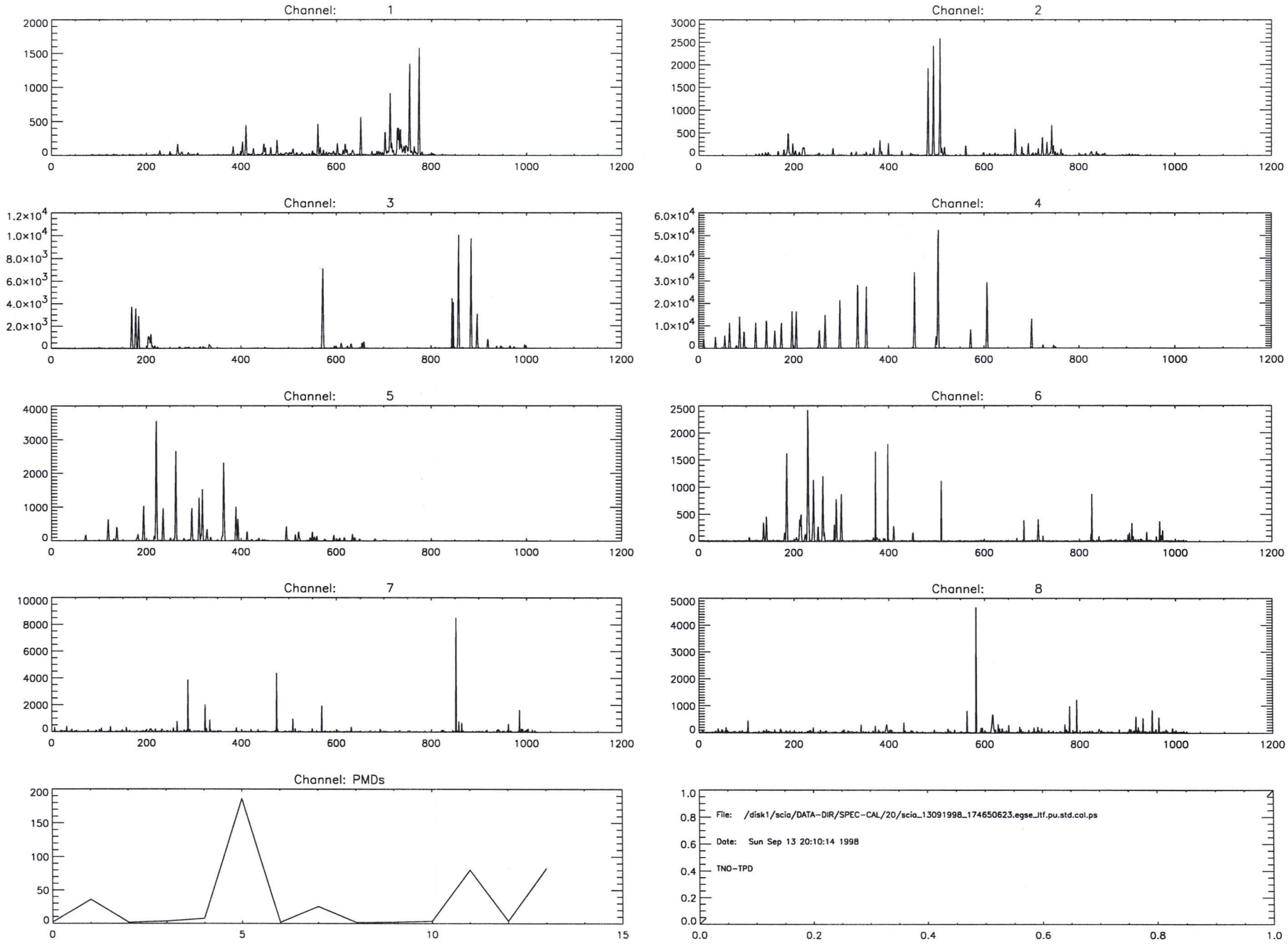
Channel: 1
Channel: 2
Channel: 3
Channel: 4
Channel: 5
Channel: 6
Channel: 7
Channel: 8
Channel: PMDs
File: /disk1/scia/DATA-DIR/SPEC-CAL/20/scia_13091998_174650623.egse_itf.pu.std.cal.ps
Date: Sun Sep 13 20:10:14 1998
TNO-TPD

#####
#####
#####
#####
#####
User: scia6!scia
#####
Title: 568-1
#####
Printed: Sun 20:05 Sep 13, 1998
#####
Job number: hp6mp-568
#####
#####
#####
#####
#####

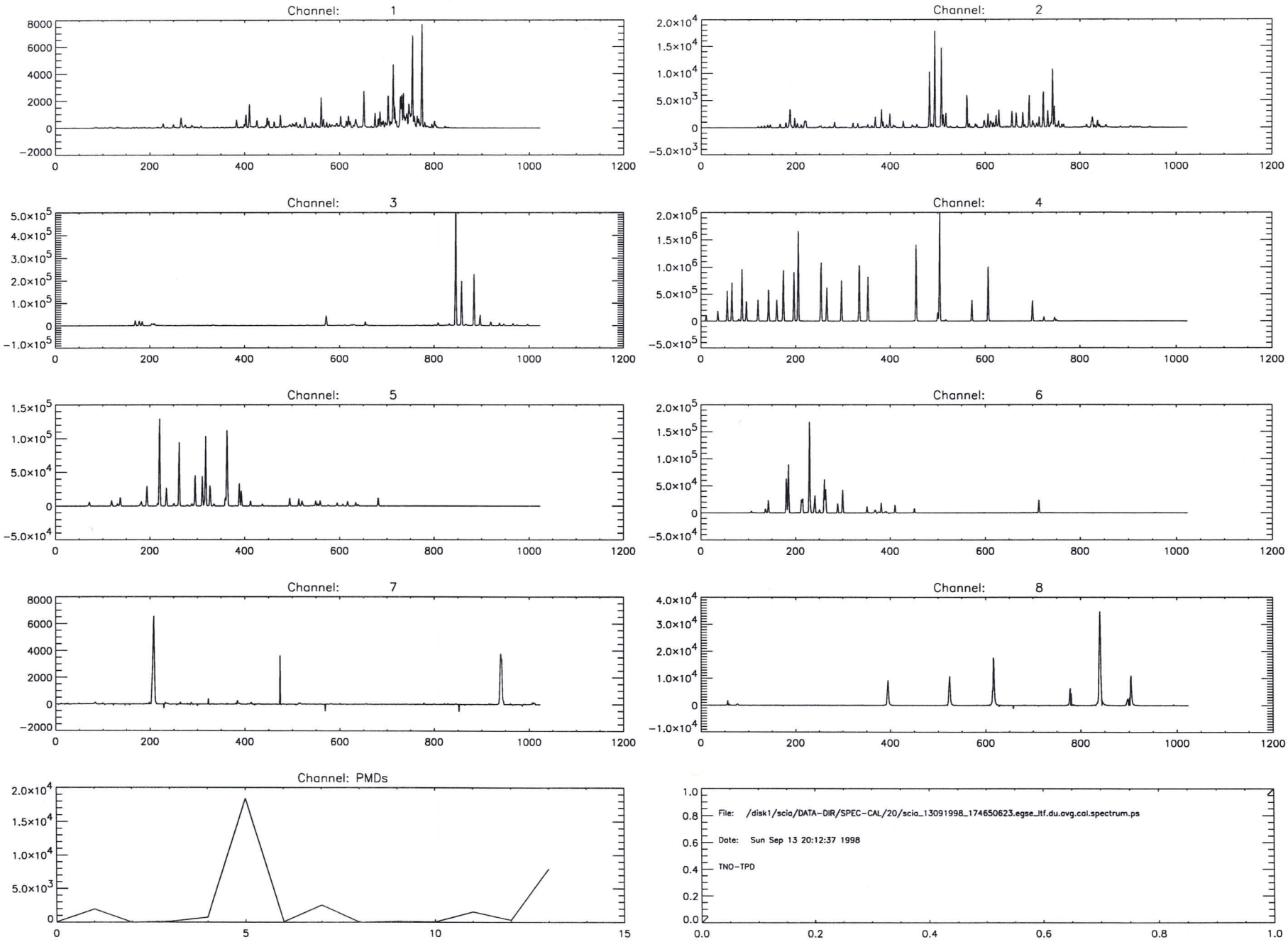
Channel: 1
Channel: 2
Channel: 3
Channel: 4
Channel: 5
Channel: 6
Channel: 7
Channel: 8
Channel: PMDs
File: /disk1/scio/DATA-DIR/SPEC-CAL/20/scia_13091998_174650623.egse_itf.du.avg.cal.spectrum.ps
Date: Sun Sep 13 20:12:37 1998
TNO-TPD

#####
#####
#####
#####
#####
User: scia6!scia
#####
Title: 569-1
#####
Printed: Sun 20:06 Sep 13, 1998
#####
Job number: hp6mp-569
#####
#####
#####
#####
#####

Version: 0.1
Input files:

/disk1/scia/DATA-DIR/SPEC-CAL/20/scia_13091998_174650623.egse_ltf.du.avg.cal
 and

/disk1/scia/DATA-DIR/SPEC-CAL/20/scia_13091998_174650623.egse_ltf.pu.avg.cal
Action:
Spectral calibration
PPG correction filename used: /disk1/scia/DATA-DIR/CORR/130998/ppg.cal
ETALON correction filename used: /disk1/scia/DATA-DIR/CORR/130998/etalon.cal
PIXEL correction filename used: /disk1/scia/DATA-DIR/CORR/130998/dead_bad.pix
WL correction filename used: /disk1/scia/DATA-DIR/CORR/130998/wl.data
STRAYLIGHT correction filename used: /disk1/scia/DATA-DIR/CORR/130998/stray.da
Coefficients in file /disk1/scia/DATA-DIR/SPEC-CAL/20/scia_13091998_174650623.
Processing time: Sun Sep 13 20:12:36 1998
Output file name:
/disk1/scia/DATA-DIR/SPEC-CAL/20/scia_13091998_174650623.egse_ltf.du.avg.cal.w

	LOG SHEET SCHIAMACHY CALIBRATION	
Date/Time	**Description of action**	**Measurement directory**
	SIS-Ext metingen (2x) Verkeerd uitgevoerd 1. Verkeerd Target 2. Verkeerde ESM en ASM hoeken (Nadir) 3. Verkeerde PPC waarden.	

Formal Run of Measurement

(Measurement ID) SLS_EXT

Request for Actual Status		(cross out entries that are **not** requested.)
Request for Modification	X	(fill in only entries to be modified)
Request for Run	X	(no entries = run based on actual default settings)

Scanner Positions

Azimuth	+45	deg
Elevation	-45	deg

Timeline for each Data Acquisition Period during Measurement

	1	2	3	4	5	6	7	8	9	10
State ID	1									
Repetitions	5									

State Parameters for States used in Timeline (State ID must be given)

Channel	PET [s] or H#	Co-Adding	PET [s] or H#	Co-Adding	PET [s] or H#	Co-Adding	PET [s] or H#	Co-Adding
1a	32	2						
1b	32	2						
2b	32	2						
2a	32	2						
3	1	64						
4	0,5	64						
5	4	16						
6	0,5	64						
7	1	64						
8	1	64						
State ID								

STEP 20.2

Wrong target!

SLIT_FUNCTION_EXT/5

Stimuli Settings for Existing Blocks in Measurement

Block No	Stimuli Setup ID	PPC [deg]	Polarizer [deg]	Shutter open/close	Acquisition Time [s]	Lambda [nm] Start	Stop	Step	Repetition Factor	Message	OS Setup Time [s]
1	2	15	+132,2	Open	1	240	240	0	1	SS1	12
2	2	15	+86,0	Open	1	240	240	0	1	SP1	20
3	2	15	+86,0	Close	1	240	240	0	1	DU1	8

Measurement Data Description

Test Purpose	
Remark	UID 1
Data Directory	0256_19.49.01_SLS_EXT

Signatures

	Date	Signature
Issued	13-9-'90	
< Performed	13.9.98	

Formal Run of Measurement

(Measurement ID) SIS_EXT

Request for Actual Status		(cross out entries that are **not** requested.)
Request for Modification		(fill in only entries to be modified)
Request for Run	X	(no entries = run based on actual default settings)

Scanner Positions

Azimuth	+45	deg
Elevation	-45	deg

Timeline for each Data Acquisition Period during Measurement

	1	2	3	4	5	6	7	8	9	10
State ID	1									
Repetitions	5									

State Parameters for States used in Timeline (State ID must be given)

Channel	PET [s] or H#	Co-Adding	PET [s] or H#	Co-Adding	PET [s] or H#	Co-Adding	PET [s] or H#	Co-Adding
1a	32	2						
1b	32	2						
2b	32	2						
2a	32	2						
3	1	64						
4	0,5	64						
5	4	16						
6	0,5	64						
7	1	64						
8	1	64						
State ID								

Step 20.2

Measured with Nadir Angles + Wrong PPC Values

Stimuli Settings for Existing Blocks in Measurement

Block No	Stimuli Setup ID	PPC [deg]	Polarizer [deg]	Shutter open/close	Acquisition Time [s]	Lambda [nm] Start	Stop	Step	Repetition Factor	Message	OS Setup Time [s]
1	2	15	172,2	open	1	240	240	0	1	SS1	12
2	2	15	86,0	open	1	"	"	0	1	SP1	20
3	2	15	86,0	close	1	240	240	0	1	DU1	8

Measurement Data Description

Test Purpose	
Remark	UID 1
Data Directory	0256_21.12.50_SLS_EXT

Signatures

	Date	Signature
Issued	130998	MCStopp
< Performed	13.9.98	A. [illegible]

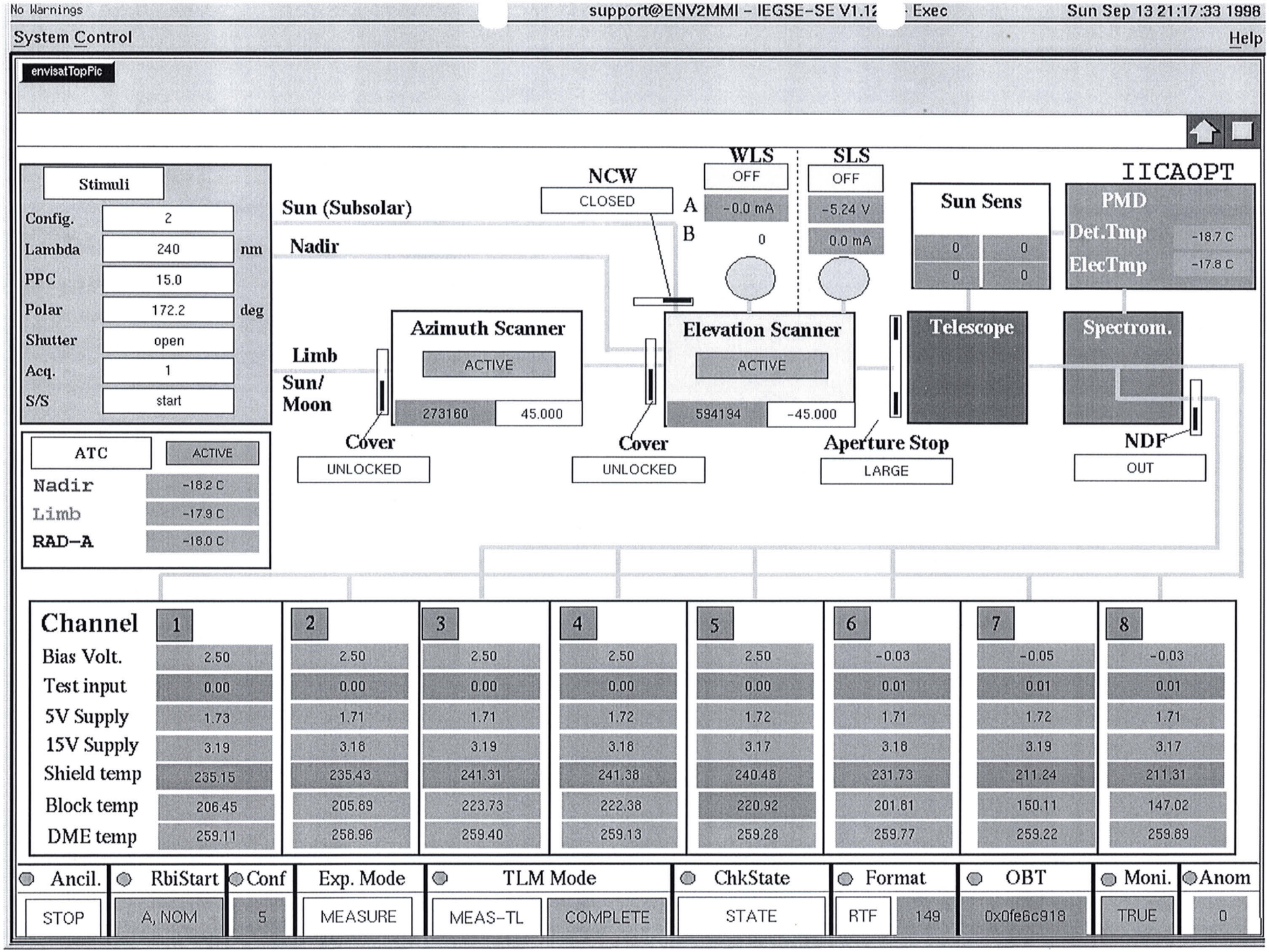
No Warnings
support@ENV2MMI - IEGSE-SE V1.12 - Exec
Sun Sep 13 21:17:33 1998
System Control
Help
envisatTopPic
Stimuli
Config. 2
Lambda 240 nm
PPC 15.0
Polar 172.2 deg
Shutter open
Acq. 1
S/S start
ATC ACTIVE
Nadir -18.2 C
Limb -17.9 C
RAD-A -18.0 C
Sun (Subsolar)
Nadir
Limb
Sun/
Moon
NCW
CLOSED
WLS
OFF
A -0.0 mA
B 0
SLS
OFF
-5.24 V
0.0 mA
Sun Sens
0 0
0 0
IICAOPT
PMD
Det.Tmp -18.7 C
ElecTmp -17.8 C
Azimuth Scanner
ACTIVE
273160 45.000
Elevation Scanner
ACTIVE
594194 -45.000
Telescope
Spectrom.
Cover
UNLOCKED
Cover
UNLOCKED
Aperture Stop
LARGE
NDF
OUT
Channel 1 2 3 4 5 6 7 8
Bias Volt. 2.50 2.50 2.50 2.50 2.50 -0.03 -0.05 -0.03
Test input 0.00 0.00 0.00 0.00 0.00 0.01 0.01 0.01
5V Supply 1.73 1.71 1.71 1.72 1.72 1.71 1.72 1.71
15V Supply 3.19 3.16 3.19 3.16 3.17 3.16 3.19 3.17
Shield temp 235.15 235.43 241.31 241.38 240.48 231.73 211.24 211.31
Block temp 206.45 205.69 223.73 222.38 220.92 201.81 150.11 147.02
DME temp 259.11 258.96 259.40 259.13 259.28 259.77 259.22 259.89
Ancil. STOP
RbiStart A, NOM
Conf 5
Exp. Mode MEASURE
TLM Mode MEAS-TL COMPLETE
ChkState STATE
Format RTF 149
OBT 0x0fe6c918
Moni. TRUE
Anom 0

Formal Run of Measurement

(Measurement ID) WLS - EXT

Request for Actual Status		(cross out entries that are **not** requested.)
Request for Modification	X	(fill in only entries to be modified)
Request for Run	X	(no entries = run based on actual default settings)

Scanner Positions

Azimuth	-45	deg
Elevation	-12.7	deg

Timeline for each Data Acquisition Period during Measurement

	1	2	3	4	5	6	7	8	9	10
State ID	5									
Repetitions	5									

State Parameters for States used in Timeline (State ID must be given)

Channel	PET [s] or H#	Co-Adding	PET [s] or H#	Co-Adding	PET [s] or H#	Co-Adding	PET [s] or H#	Co-Adding
1a	64	1						
1b	64	1						
2b	8	8						
2a	8	8						
3	0,125	32						
4	0,0625	64						
5	0,03125	64						
6	H5	64						
7	H6	64						
8	H7	64						
State ID								

Step 20-3

Changed PPC Values

! DAPB crash !

Stimuli Settings for Existing Blocks in Measurement

Block No	Stimuli Setup ID	PPC [deg]	Polarizer [deg]	Shutter open/close	Acquisition Time [s]	Lambda [nm] Start	Lambda [nm] Stop	Lambda [nm] Step	Repetition Factor	Message	OS Setup Time [s]
1	2	19	172.2	open	1	240	240	0	1	WS1	12
2	2	19	86.0	open	1	240	240	0	1	WP1	20
3	2	19	86.0	close	1	240	240	0	1	DU1	8

Measurement Data Description

Test Purpose	111D48
Remark	
Data Directory	0256_22.13.28_WLS_EXT

Signatures

	Date	Signature
Issued	130998	M. Stopp
< Performed	14.9.98	A. [illegible]

	LOG SHEET SCHIAMACHY CALIBRATION	
Date/Time	**Description of action**	**Measurement directory**
	Light seems ok ppG seems ok Etalon looks strange can it be that correction data can't be used for a Limb measurement? ppc angle values changed from 15 → 19 ASM + ESM angles changed to ESM - Limb and ASM - Limb.	

	LOG SHEET SCHIAMACHY CALIBRATION	
Date/Time	Description of action	Measurement directory
	André ANDRE WLS-ext (laatste in logboek XV) opnieuw analyseren rare etalon waarde!! mag dit wel in Limb? ADS sheets bevat nog kleine foutjes verwijzingen naar DU i.p.v WP. I get same results (André Bos).	1

Andreas output

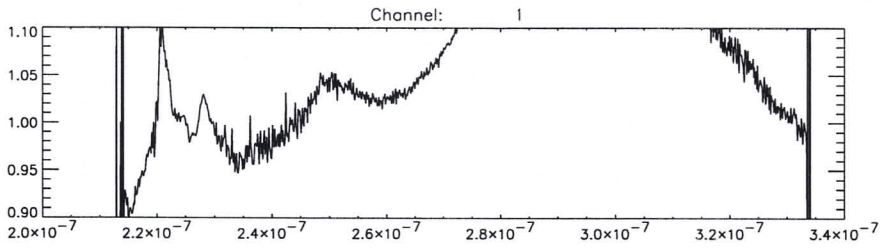

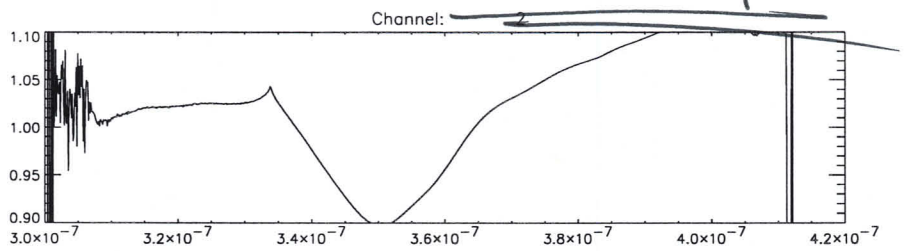

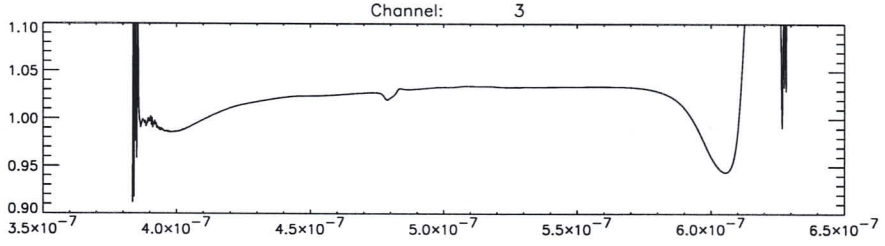

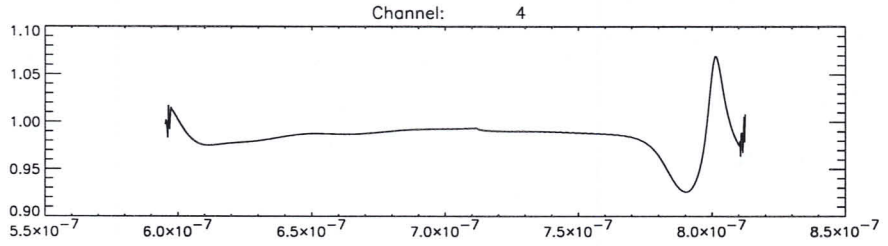

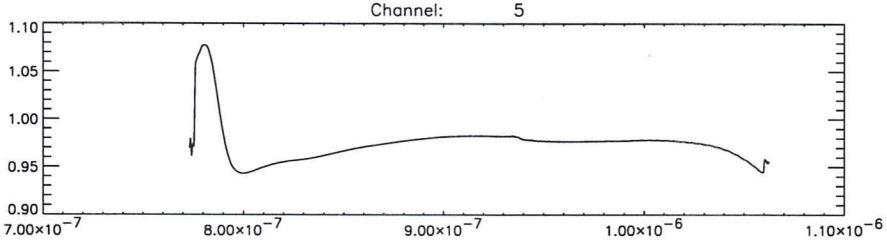

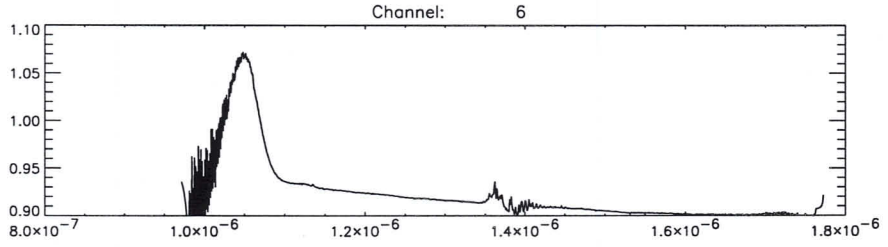

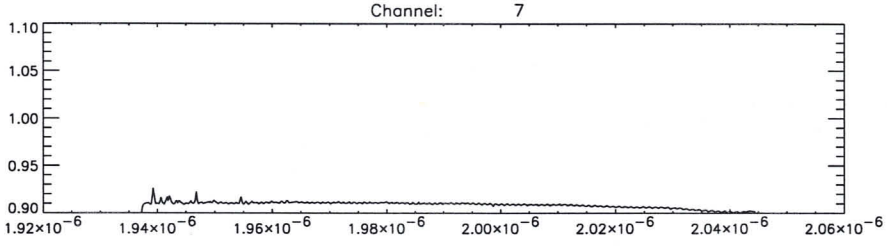

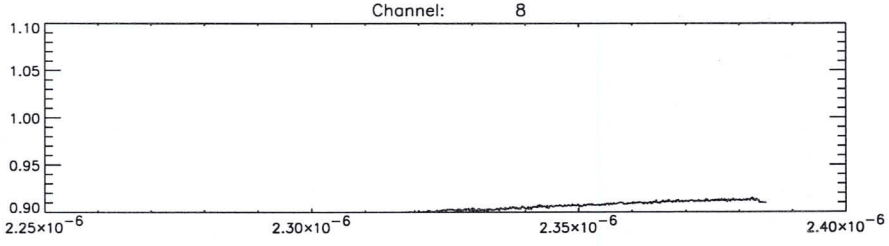



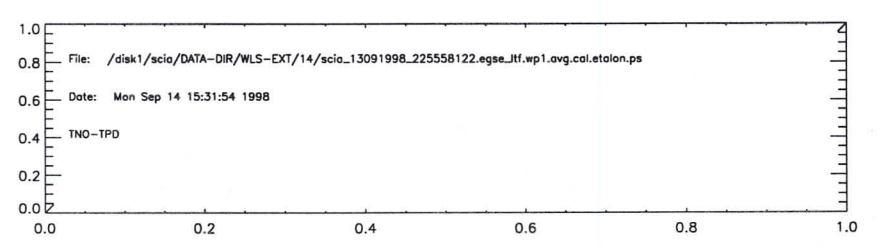

Formal Run of Measurement

(Measurement ID) WLS - EXT

Request for Actual Status		(cross out entries that are not requested.)
Request for Modification	X	(fill in only entries to be modified)
Request for Run	X	(no entries = run based on actual default settings)

Scanner Positions

Azimuth	-45	deg
Elevation	-12.7	deg

Timeline for each Data Acquisition Period during Measurement

	1	2	3	4	5	6	7	8	9	10
State ID	5									
Repetitions	5									

State Parameters for States used in Timeline (State ID must be given)

Channel	PET [s] or H#	Co-Adding	PET [s] or H#	Co-Adding	PET [s] or H#	Co-Adding	PET [s] or H#	Co-Adding
1a	64	1						
1b	64	1						
2b	8	8						
2a	8	8						
3	0,125	32						
4	0,0625	64						
5	0,03125	64						
6	H5	64						
7	H6	64						
8	H7	64						
State ID								

Step 20-3

Changed PPC Values

WLS-EXT /14

Stimuli Settings for Existing Blocks in Measurement

Block No	Stimuli Setup ID	PPC [deg]	Polarizer [deg]	Shutter open/close	Acquisition Time [s]	Lambda [nm] Start	Stop	Step	Repetition Factor	Message	OS Setup Time [s]
1	2	19	1722	open	1	240	240	0	1	WS1	12
2	2	19	860	open	1	240	240	0	1	WP1	20
3	2	19	860	close	1	240	240	0	1	DU1	8

Measurement Data Description

Test Purpose	111D48
Remark	
Data Directory	0256_22.51.57_WLS_EXT

Signatures

	Date	Signature
Issued	130998	M. Stopp
< Performed	14.9.98	A. [illegible]

STEP	ACTION	RESULT	MARKER
Intro	Your name: Date:	Marion 130998	
	What's the name of the (main) data input files that you want to store on the SUN named `scia6`?	802s6_22.5157	(A) WLS-ext
	Setup a three-window configuration on your SUN.		See course descr.
Do Transfer	Be sure that you are in the directory you want your files in ftp <internet-address>, where you can find the address of the PC in the file `/etc/hosts` (entry: cdwpc). The address will also be next to you on paper (most probably). When asked for user, fill in: `anonymous`, when asked for an email address, fill in your email address on TPD. Set in binary: `binary` `mget *` (and return `y` to every file). `bye`		In DATA-DIR window In DATA window Approx. 140 kB

Sign:

Name	M. Stapp
Date and time	130998 23:30
Signature	M. Stapp

PPG extern

STEP	ACTION	RESULT	MARKER
Intro	Your name:	Marion	
	Date:	130998	
	What's the name of the (main) data input files generated by the EGSE? `(*.dat)`	scia-13091998-225558	122 (A)
	Setup a three-window configuration on your SUN.		See course descr.
Cnstr directory	`cd ~/DATA-DIR/WLS ; ls -l` -EXT		Note: In window DATA-DIR
	highest number in directory?	13	(B)
	New directory: `mkdir <B+1>` `ls -l` What's now the highest number in directory?	14	(C)
	<C> should be <B> + 1	Y / N -EXT	
	directory name is:	`~/DATA-DIR/WLS/<C>`	(DIR-NAME)
Copy data	See Analysis sheet: Transfer Data File	Y / N	In DATA-DIR window
Cnstr correction directory	~~`ls -l ~/DATA-DIR/CORR`~~ ~~If there isn't a subdirectory corresponding to the current date, then construct a CORRECTION directory (see: analysis sheet Construct CORR directory).~~ ~~What is the valueof the correction subdirectory corresponding to the current date.~~ ~~When running the PPG analysis, you will be asked to select this direcotory when storing the resulting PPG correction file.~~		In DATA-DIR window

not performed for external main

Cnstr EGSE_LTF	`cal_raw2ltf .` (Error messages are not necessarily fatal; check with SOLAN --in solan window-- whether output file is okay: there should be a signal present, and `dremark1` labels should be filled) `ls -l *.egse_ltf` What's the name of the egse_ltf file scia_13091998-225558122 (D) `<D> should be <A>.egse_ltf` Y / N	Note: In window DATA-DIR; your current directory should be ~/DATA-DIR/WLS/<C>; don't forget the dot !!! May take more than 15 mins.
Cnstr CAL files	`idl run_averscia` (and select file <D> when asked)	Note: In window IDL
Check CAL files	Dark files: `ls -l *du*.avg.cal` size: 146 kb	should be approx 150Kb
	White light file: `ls -l *.wu*.avg.cal` WS size: 146 kb	should be approx 150Kb
	Note: all files should be present, if not: (a) Check file <D> using SOLAN and check whether DU, WS and WP labels are present in dremark1 labels (b) Check if enough disk space is available (Unix command `df -k | more`).	
Print postscript	Print postscript files: `lpr -P<printer> *.ps` Contents dark file `*du*.avg.cal.ps` should be approx. constant within channels: Y / N P/S Contentsof file `*wu*.avg.cal.ps` should resemble white light source: Y / N Contents of `*rel_std*.ps` files should be smaller than 0.01 (pixel 300 -- 800) for all channels. Y / N	

If not, value is: _____

Add postscript images to logbook, done Y / N

Print logfiles `lpr -P<printer> *.log`
Add logfiles to logbook, done Y / N

PPG processing

Run PPG `idl do_ppg` do_ext_ppg — In IDL window

for light file: *.wpl.*

Check PPG `ls -l *` ~~only for *.w~~ — In DATA-DIR Window should be approx 150Kb

Size of file `*.du*.cal.ppg.cal` 146 ~~kb~~

Size of file `*.du*.cal.ppg.cal.log` 379 ~~379~~ b

Size of file `*.du*.cal.ppg.cal.ps` 146 ~~146~~ kb

Check PPG visually `lpr -P<printer> *.du*.cal.ppg.cal.ps` wp *)

Value of PPG should show only a small variation around 1.0 (like noise). Y / N

Add postscript images to logbook, done Y / N

Print logfiles `lpr -P<printer> *.du*.cal.ppg.cal.log` wp

Add logfiles to logbook, done Y / N

Back up

Create 3 sets of backup CDs of directory <DIR-NAME> (One CD has a capacity of 600 Mbytes, the UNIX command `/usr/bin/du -k .` gives the number of kilo bytes in the current directory). — See analysis sheet BackUp

Name of backup CDs _____ This has to be done only for EXTERN-START-OF-CAL-WARM

Sign: Name Marion (12-8-98)

Date and time 140998 00:08

*) If msm performed just after temp change, and ~/START-OF-CAL/EXTERN-START-OF<COLD WARM is empty:
cp *.pl ~/START-OF-CAL/EXTERN-START-OF-CAL-WARM/COLD

Etalon

STEP	ACTION	RESULT	MARKER
Intro	Your name: Date:	Marion 140998 00:10	
	What's the name of the (main) data input files generated by the EGSE? (*.dat)	sci9_13091998-22555122	(A)
	Setup a three-window configuration on your SUN.		See course descr.
Cnstr directory	`cd ~/DATA-DIR/WLS ; ls -l` highest number in directory?	13	Note: In window DATA-DIR (B)
	New directory: `mkdir <B+1>` `ls -l` What's now the highest number in directory? <C> should be <B> + 1 directory name is:	14 (Y) / N ~/DATA-DIR/WLS/<C>	(Do this only when you haven't already a directory with the source file for PPG purposes.) (C) (DIR-NAME)
Copy data	See Analysis sheet: Transfer Data File	(Y) / N	In DATA-DIR window
Cnstr correction directory	`ls -l ~/DATA-DIR/CORR` If there isn't a subdirectory corresponding to the current date, then construct a CORRECTION directory (see: analysis sheet Construct CORR directory). What is the valueof the correction subdirectory corresponding to the current date. When running the ETALON analysis, you will be asked to select this direcotory when storing the resulting ETALON correction file.		In DATA-DIR Window

Etalon -external-

Cnstr EGSE_LTF	`cal_raw2ltf .` (Error messages are not necessarily fatal; check with SOLAN --in solan window-- whether output file is okay: there should be a signal present, and `dremark1` labels should be filled) `ls -l *.egse_ltf` What's the name of the egse_ltf file scia-13099998-225558122 `<D> should be <A>.egse_ltf` Y / N	Note: In window DATA-DIR; your current directory should be ~/DATA-DIR/WLS/<C>; don't forget the dot !!! May take more than 15 mins. (D)
Cnstr CAL files	`idl run_averscia` (and select file <D> when asked)	Note: In window IDL
Check CAL files	Dark files: `ls -l *du*.avg.cal` size: 146	In DATA-DIR window should be approx 150Kb
	White light file: `ls -l *wu*.avg.cal` WP WS size: 146	should be approx 150Kb
	Note: all files should be present, if not: (a) Check file <D> using SOLAN and check whether DU, WS and WP labels are present in dremark1 labels (b) Check if enough disk space is available (Unix command `df -k | more`).	
Print postscript	Print postscript files: `lpr -P<printer> *.ps` Contents dark file `*du*.avg.cal.ps` should be approx. constant within channels: Y / N Contents of file `*uw*.avg.cal.ps` (wu WS) should resemble white light source: Y / N	

	Contents of `*rel_std*.ps` files should be smaller than 0.01 (pixel 300 -- 800) for all channels. If not, value is:	Y / N	
	Add postscript images to logbook, done	Y / N	
Print logfiles	`lpr -P<printer> *.log` Add logfiles to logbook, done	Y / N	

ETALON processing

Run ETALON	`idl` ~~do_etalon~~ do_ext etalon only for WP		In IDL window
Check ETALON	`ls -l <DIR-NAME>/*` Size of file `*.du*.avg.cal.etalon.cal` WP	146 k	In DATA-DIR window should be approx 150Kb
Check ETALON visually	`lpr -P<printer> *.du*.avg.cal.etalon.cal.ps` WP Value of ETALON should show only a small variation around 1.0 (like noise). Add postscript images to logbook, done	Y / N Y / N	
Print logfiles	`lpr -P<printer> *.du*.avg.cal.etalon.cal.log` WP Add logfiles to logbook, done	Y / N	

(*) When asked a file containing reference WLS spectrum (START_OF_CAL) select the right subdirect EXTERN_START_OF_CAL_WARM or EXTERN_START_OF_CAL_COLD. (depending on detector temp. if using an external lamp use: EXTERN - START_OF_CAL_COLD OR EXTERN - START_OF_CAL_WARM

Back up	Create 3 sets of backup CDs of directory <DIR-NAME> (One CD has a capacity of 600 Mbytes, the UNIX command `/usr/bin/du -k .` gives the number of kilo bytes in the current directory). Name of backup CDs		See analysis sheet BackUp

Sign:	Name	Marion

Etalon -ext

Date and time 14/09/18 00:30

Signature M Stapp

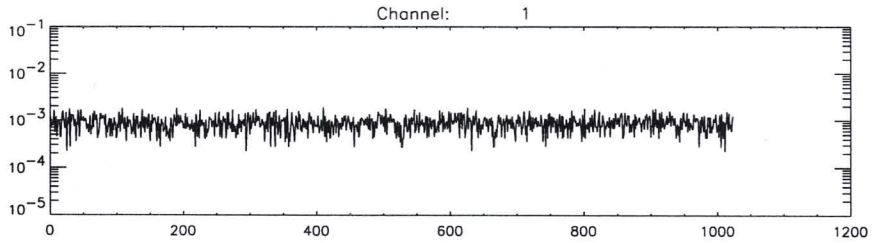
Channel: 1

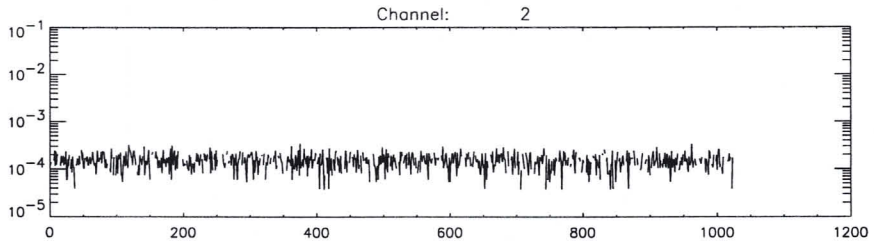
Channel: 2

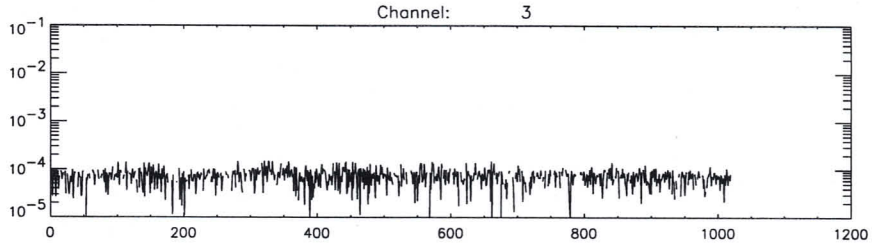
Channel: 3

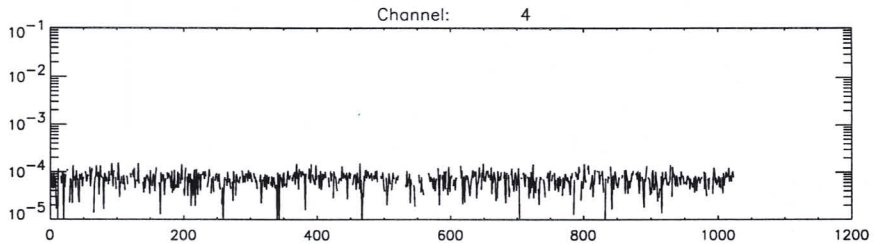
Channel: 4

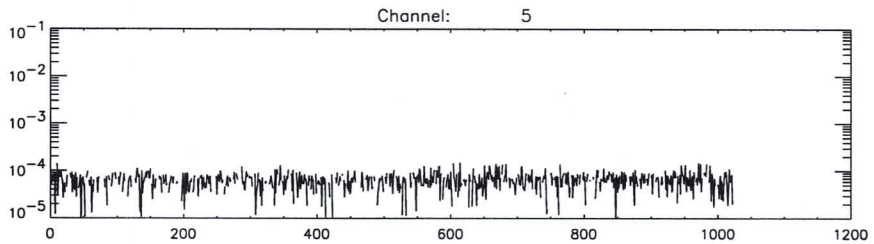
Channel: 5

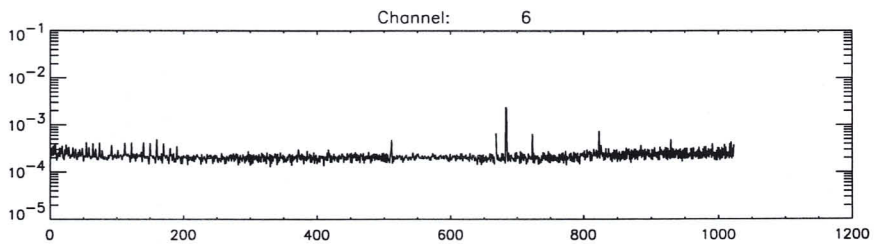
Channel: 6

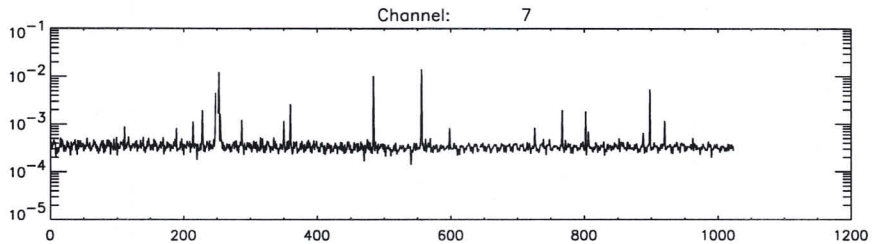
Channel: 7

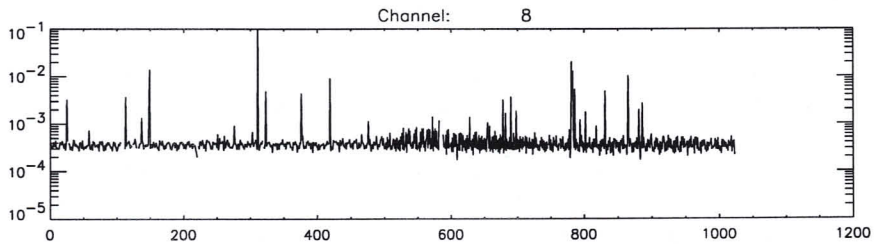
Channel: 8

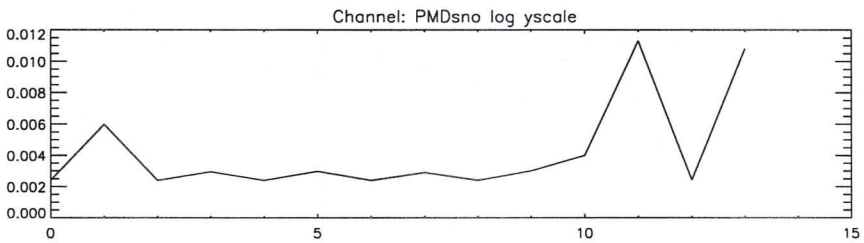
Channel: PMDsno log yscale

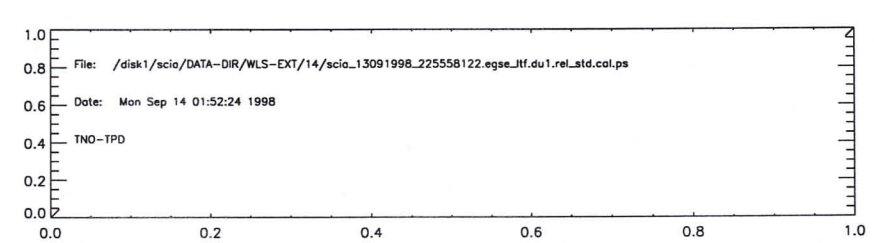
File: /disk1/scio/DATA-DIR/WLS-EXT/14/scia_13091998_225558122.egse_ltf.du1.rel_std.cal.ps
Date: Mon Sep 14 01:52:24 1998
TNO-TPD

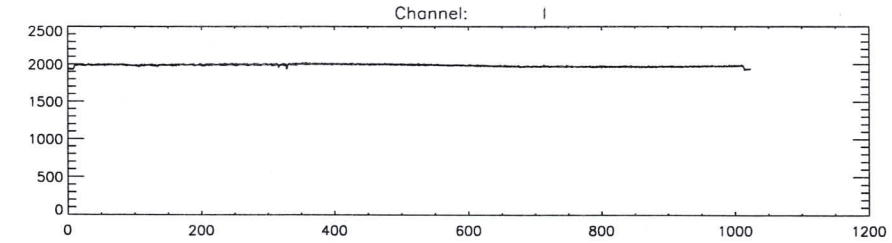
Channel: 1
2500
2000
1500
1000
500
0
0
200
400
600
800
1000
1200

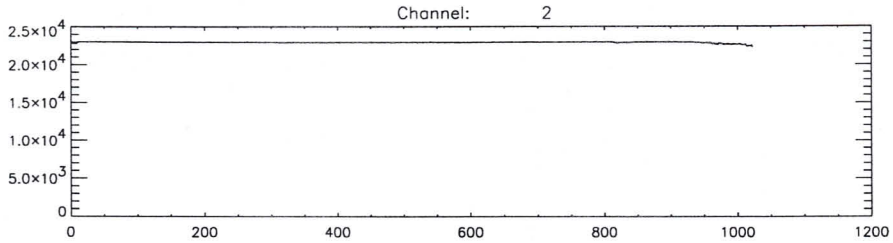
Channel: 2
2.5×10^4
2.0×10^4
1.5×10^4
1.0×10^4
5.0×10^3
0
0
200
400
600
800
1000
1200

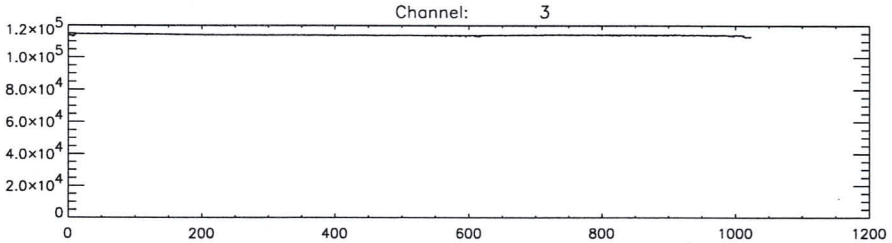
Channel: 3
1.2×10^5
1.0×10^5
8.0×10^4
6.0×10^4
4.0×10^4
2.0×10^4
0
0
200
400
600
800
1000
1200

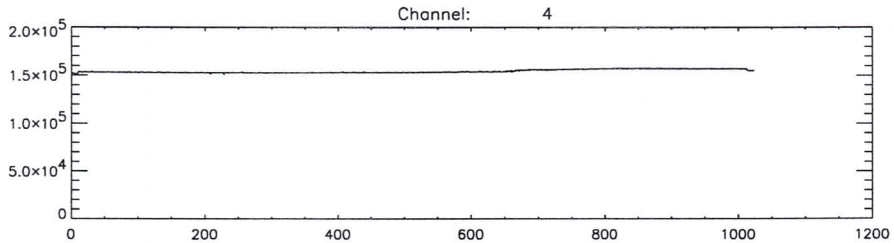
Channel: 4
2.0×10^5
1.5×10^5
1.0×10^5
5.0×10^4
0
0
200
400
600
800
1000
1200

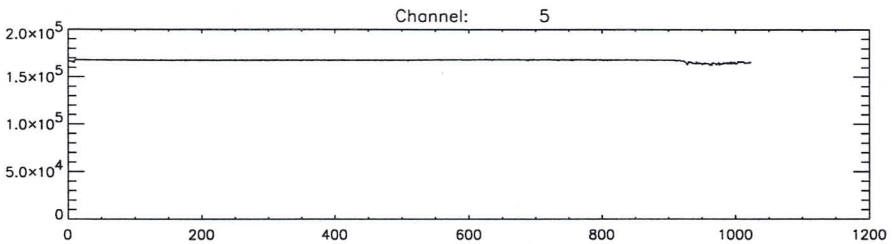
Channel: 5
2.0×10^5
1.5×10^5
1.0×10^5
5.0×10^4
0
0
200
400
600
800
1000
1200

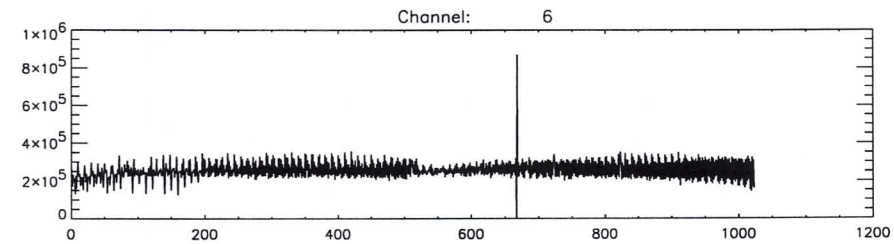
Channel: 6
1×10^6
8×10^5
6×10^5
4×10^5
2×10^5
0
0
200
400
600
800
1000
1200

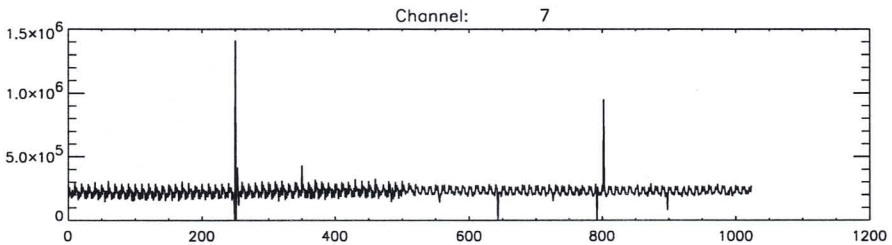
Channel: 7
1.5×10^6
1.0×10^6
5.0×10^5
0
0
200
400
600
800
1000
1200

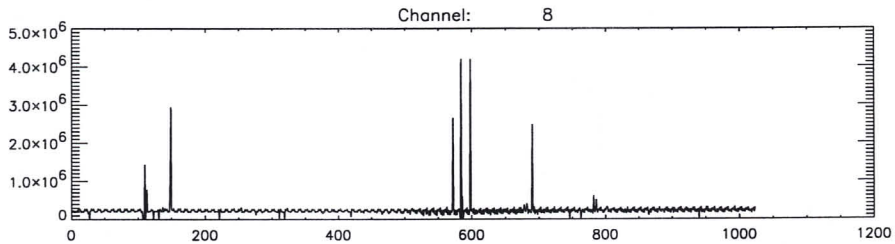
Channel: 8
5.0×10^6
4.0×10^6
3.0×10^6
2.0×10^6
1.0×10^6
0
0
200
400
600
800
1000
1200

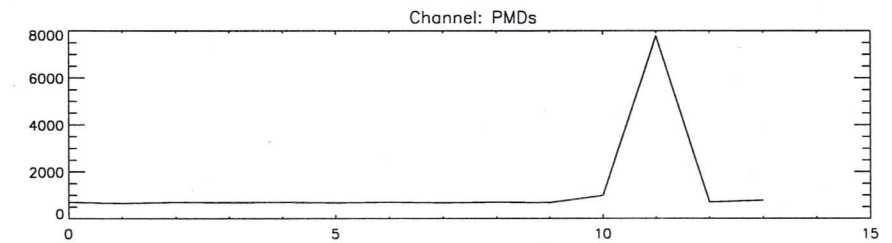
Channel: PMDs
8000
6000
4000
2000
0
0
5
10
15

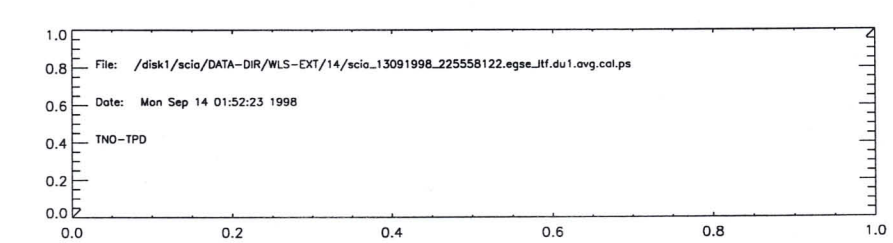
File: /disk1/scia/DATA-DIR/WLS-EXT/14/scia_13091998_225558122.egse_ltf.du1.avg.col.ps
Date: Mon Sep 14 01:52:23 1998
TNO-TPD
1.0
0.8
0.6
0.4
0.2
0.0
0.0
0.2
0.4
0.6
0.8
1.0

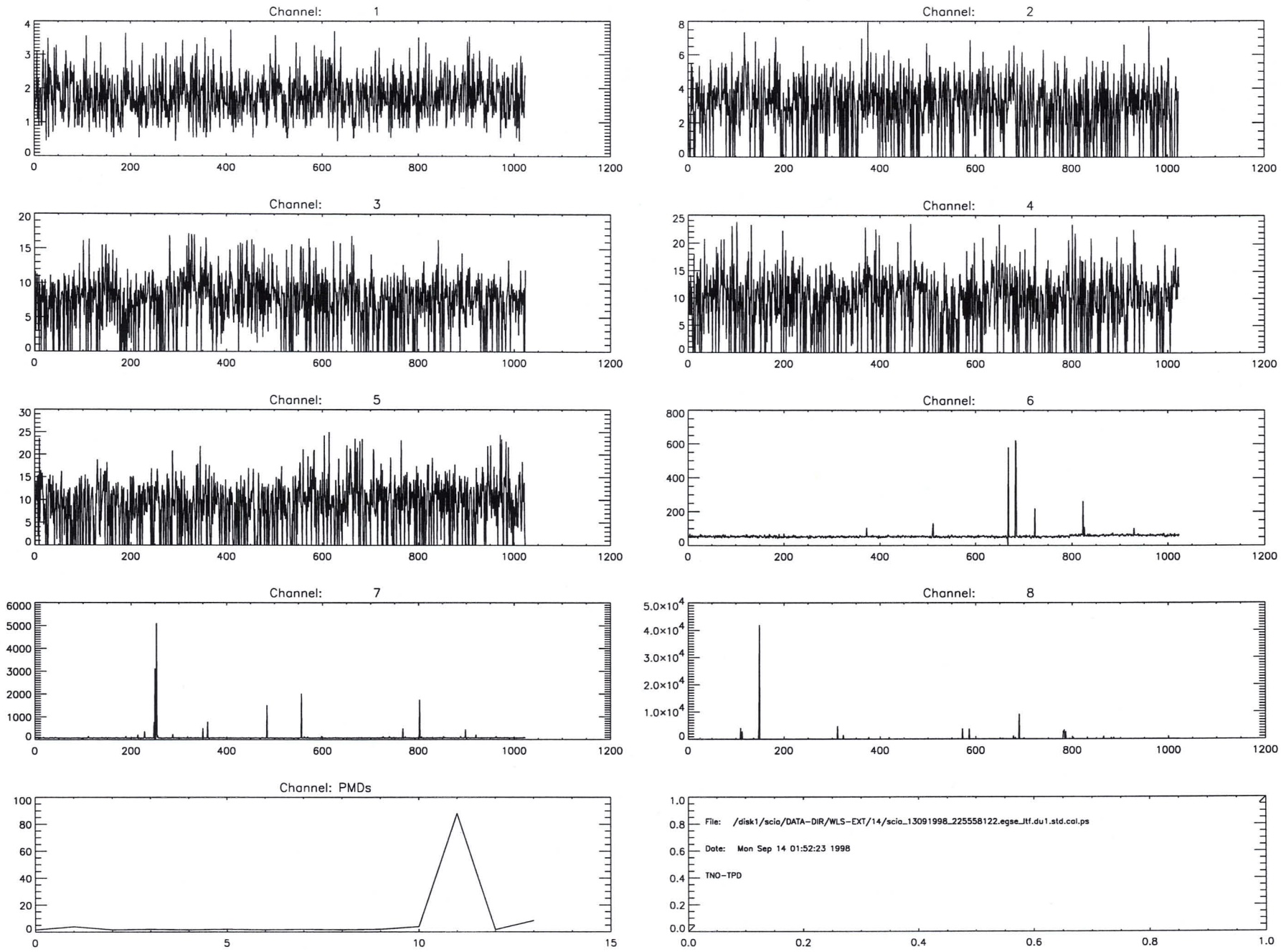
Channel: 1
Channel: 2
Channel: 3
Channel: 4
Channel: 5
Channel: 6
Channel: 7
Channel: 8
Channel: PMDs
File: /disk1/scia/DATA-DIR/WLS-EXT/14/scia_13091998_225558122.egse_jtf.du1.std.cal.ps
Date: Mon Sep 14 01:52:23 1998
TNO-TPD

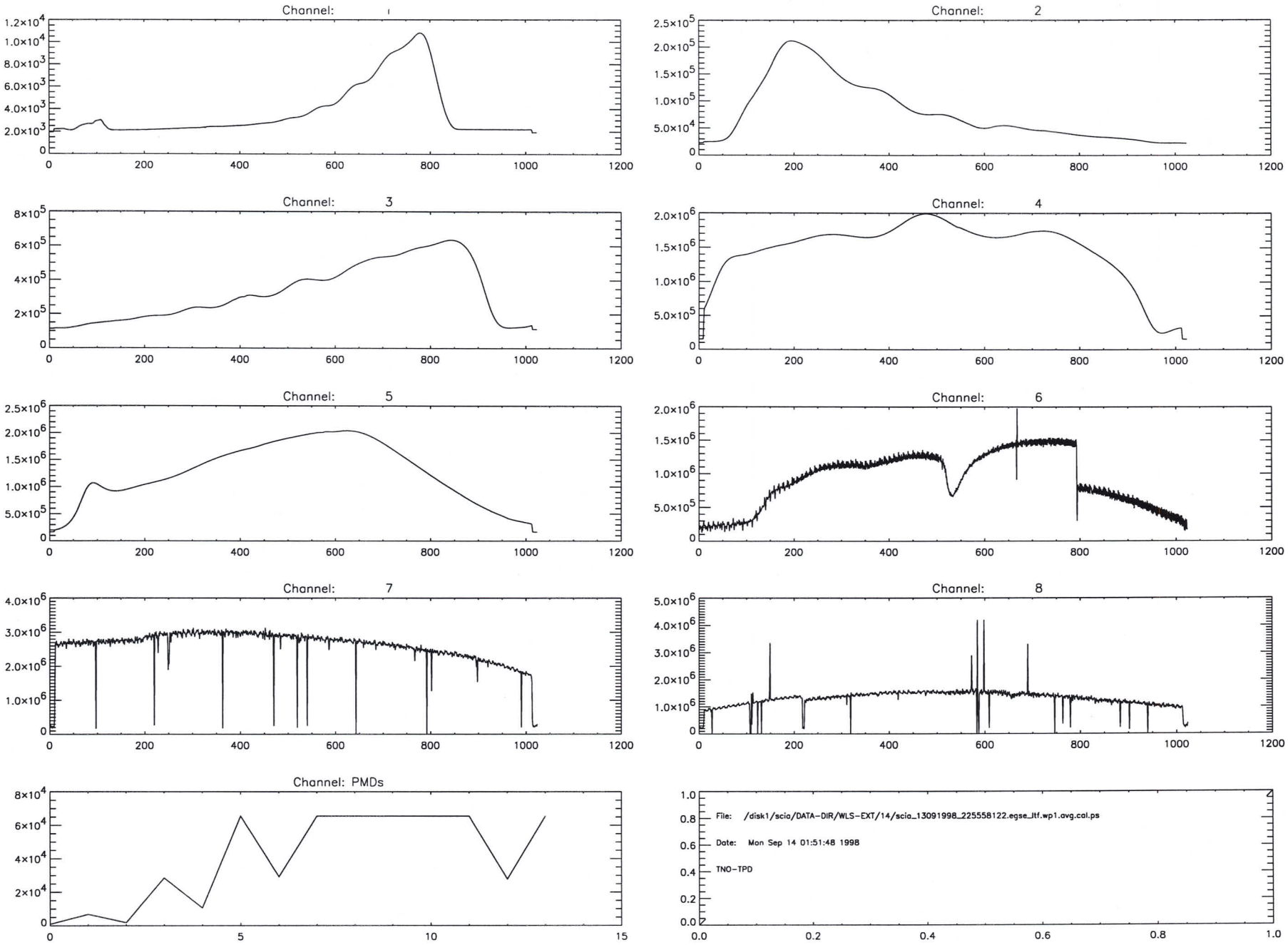
Channel: 1
Channel: 2
Channel: 3
Channel: 4
Channel: 5
Channel: 6
Channel: 7
Channel: 8
Channel: PMDs
File: /disk1/scia/DATA-DIR/WLS-EXT/14/scia_13091998_225558122.egse_itf.wp1.avg.cal.ps
Date: Mon Sep 14 01:51:48 1998
TNO-TPD

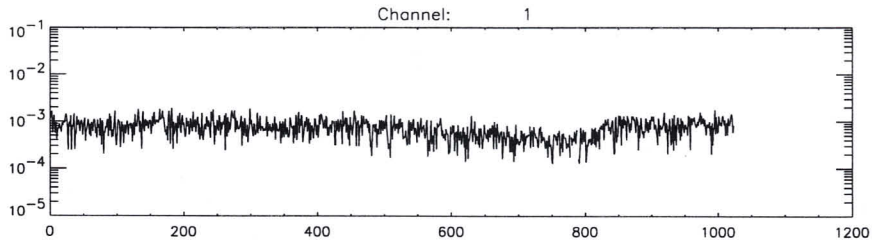
Channel: 1

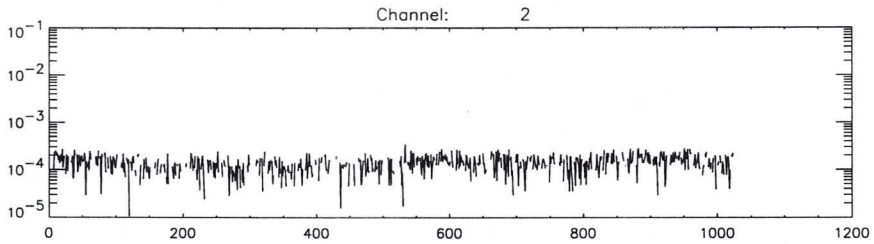
Channel: 2

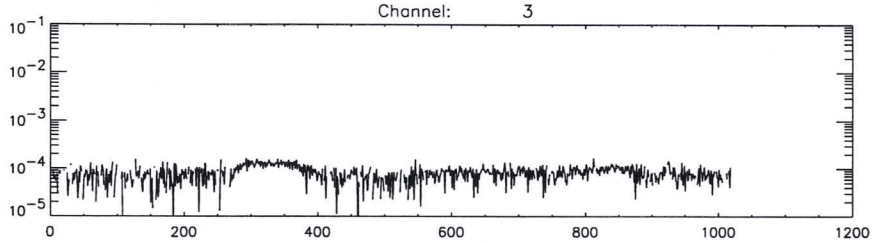
Channel: 3

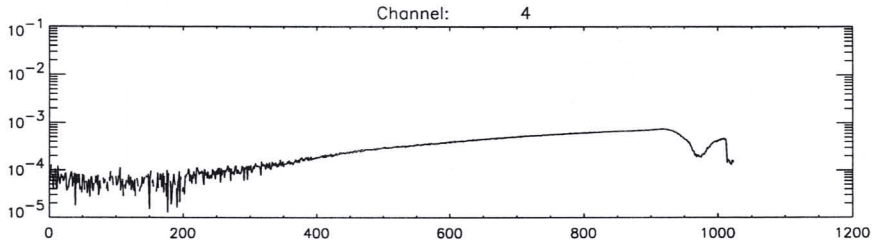
Channel: 4

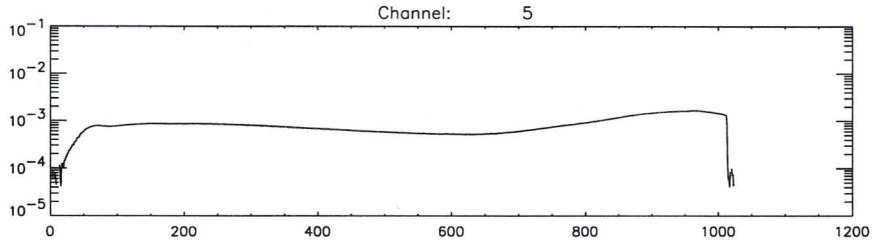
Channel: 5

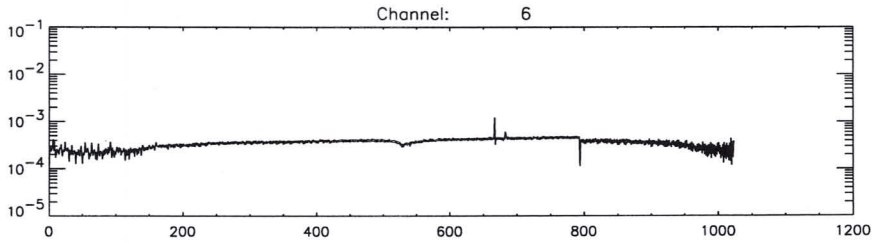
Channel: 6

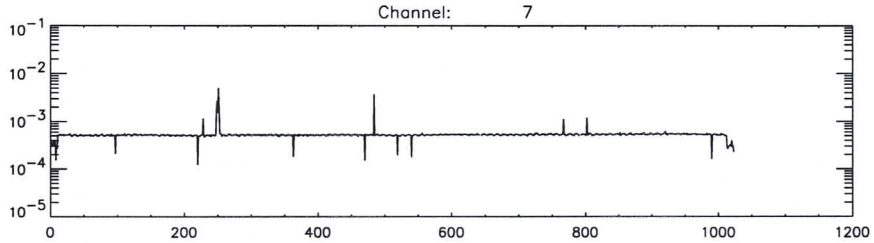
Channel: 7

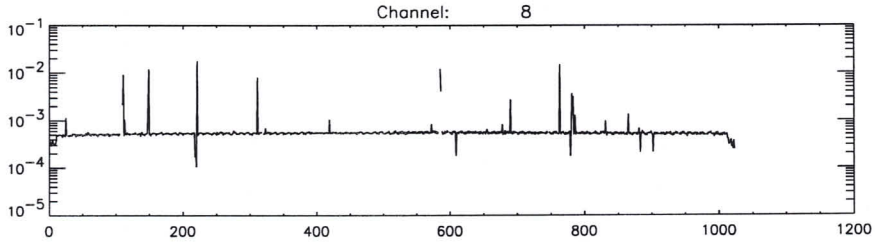
Channel: 8

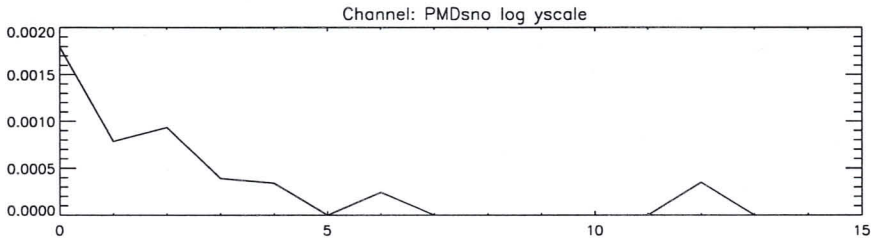
Channel: PMDsno log yscale

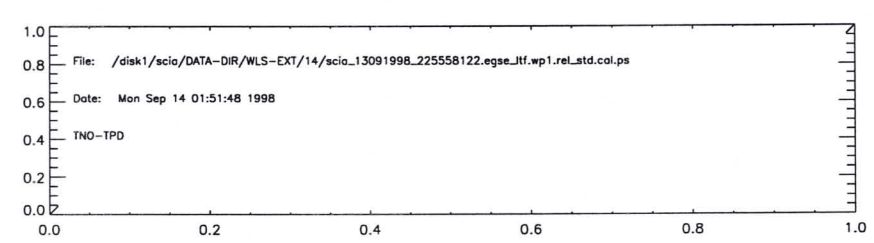
File: /disk1/scia/DATA-DIR/WLS-EXT/14/scia_13091998_225558122.egse_itf.wp1.rel_std.cal.ps
Date: Mon Sep 14 01:51:48 1998
TNO-TPD

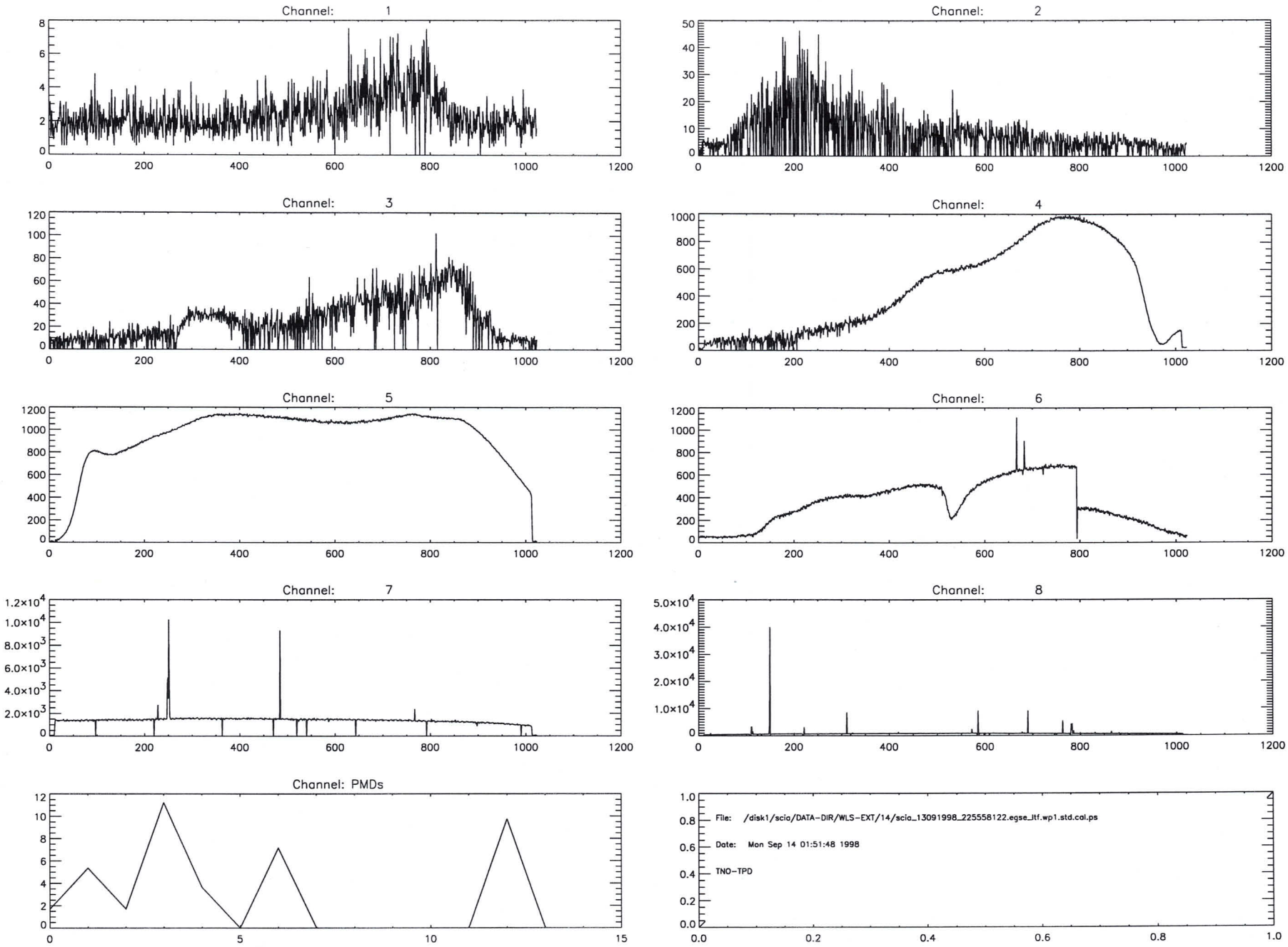
Channel: 1
Channel: 2
Channel: 3
Channel: 4
Channel: 5
Channel: 6
Channel: 7
Channel: 8
Channel: PMDs
File: /disk1/scia/DATA-DIR/WLS-EXT/14/scia_13091998_225558122.egse_itf.wp1.std.col.ps
Date: Mon Sep 14 01:51:48 1998
TNO-TPD

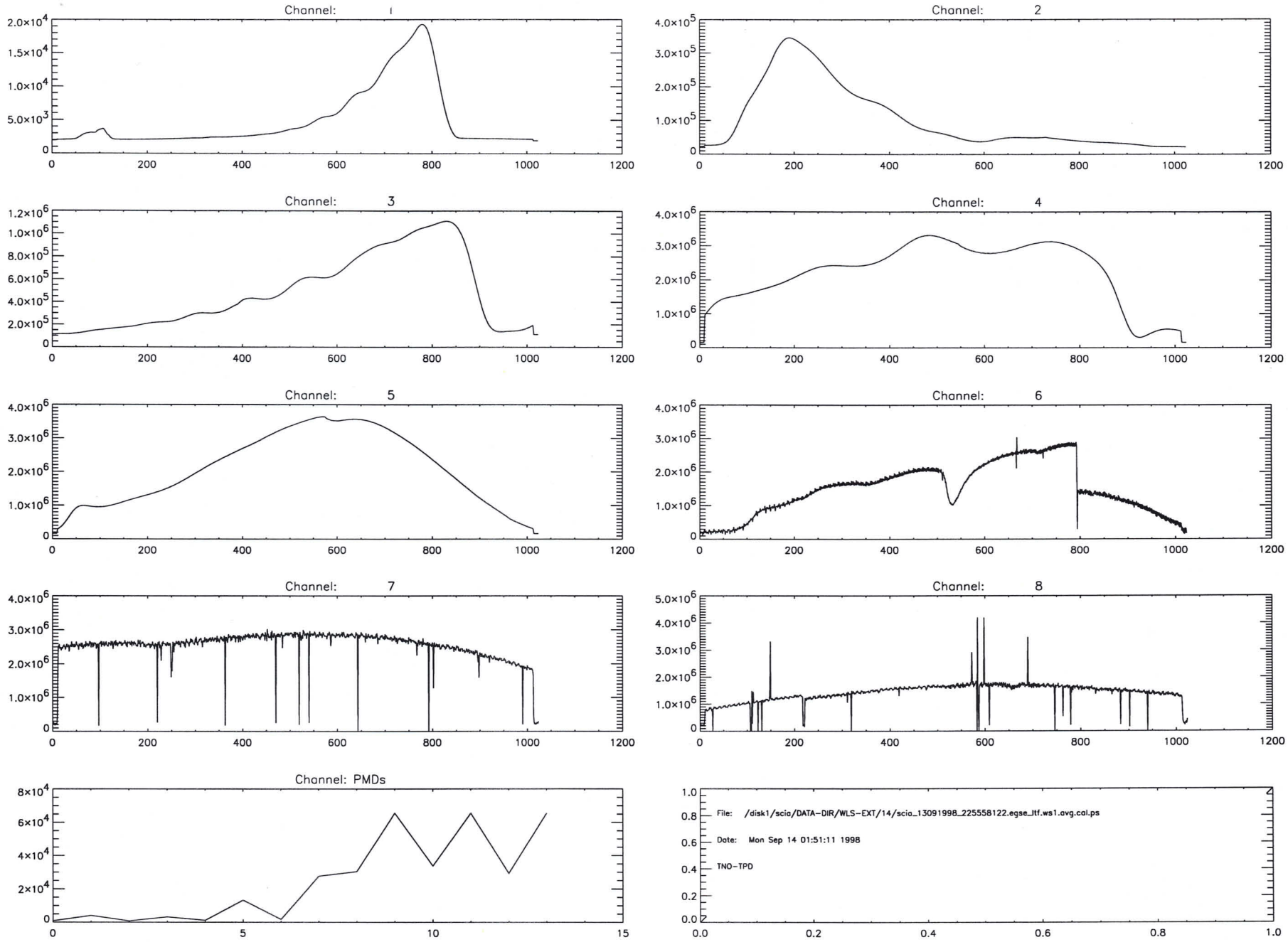
Channel: 1
Channel: 2
Channel: 3
Channel: 4
Channel: 5
Channel: 6
Channel: 7
Channel: 8
Channel: PMDs
File: /disk1/scia/DATA-DIR/WLS-EXT/14/scia_13091998_225558122.egse_itf.ws1.avg.cal.ps
Date: Mon Sep 14 01:51:11 1998
TNO-TPD

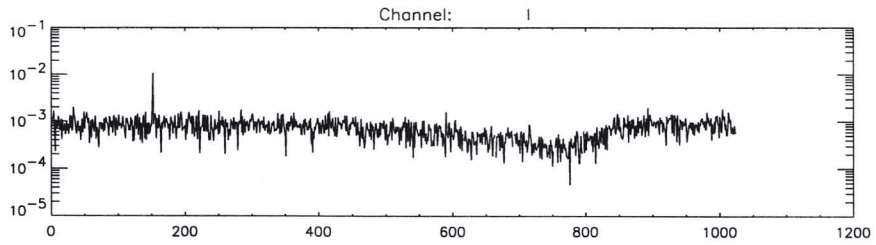
Channel: 1

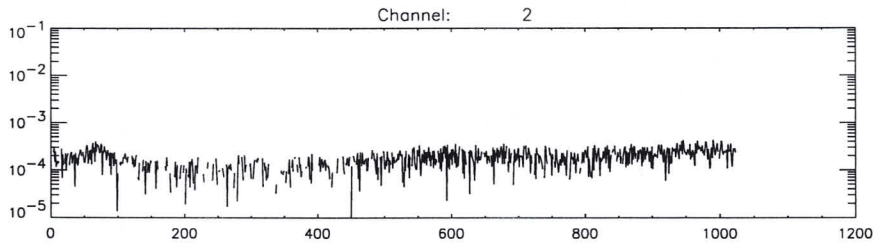
Channel: 2

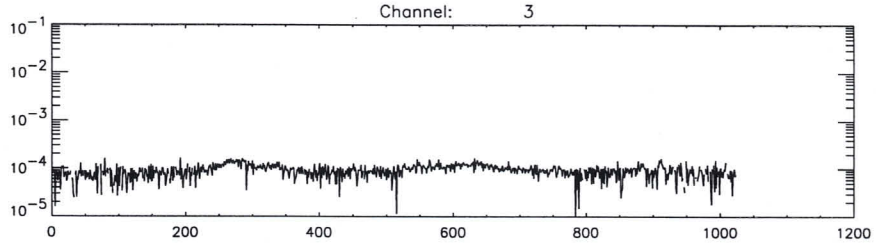
Channel: 3

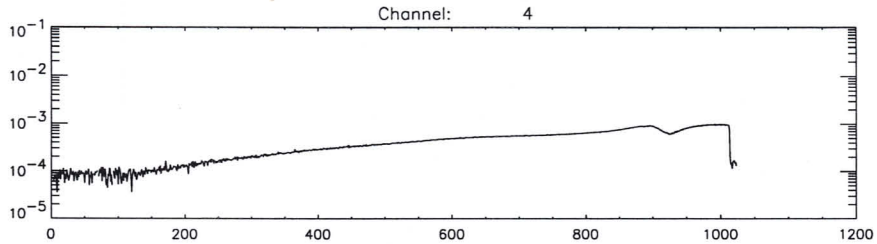
Channel: 4

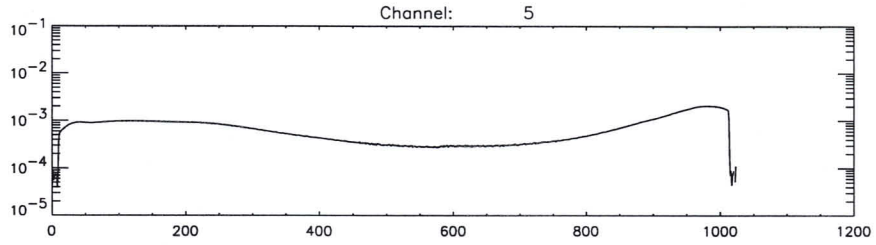
Channel: 5

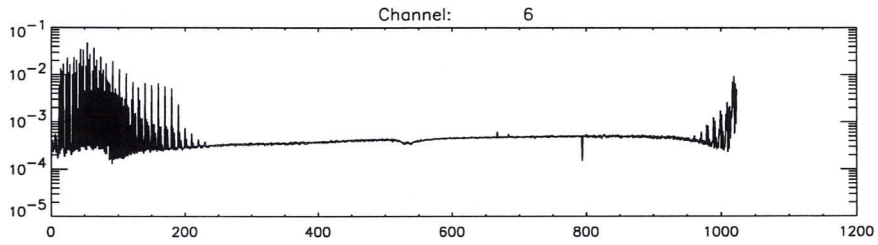
Channel: 6

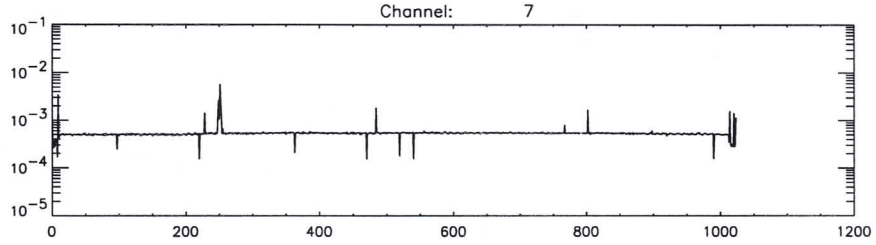
Channel: 7

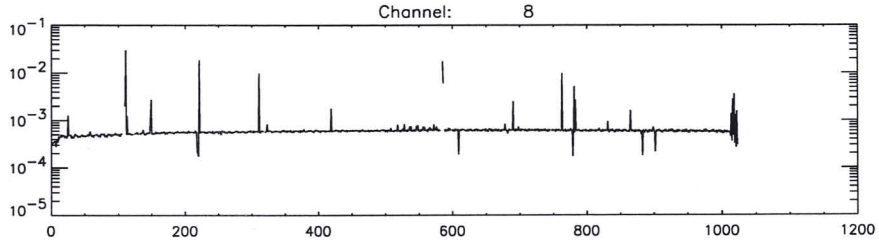
Channel: 8

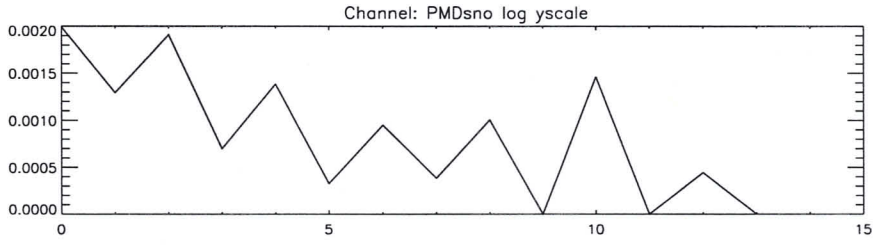
Channel: PMDsno log yscale

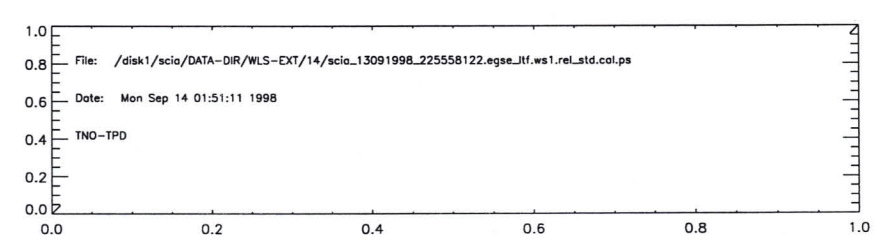
File: /disk1/scia/DATA-DIR/WLS-EXT/14/scia_13091998_225558122.egse_itf.ws1.rel_std.cal.ps
Date: Mon Sep 14 01:51:11 1998
TNO-TPD

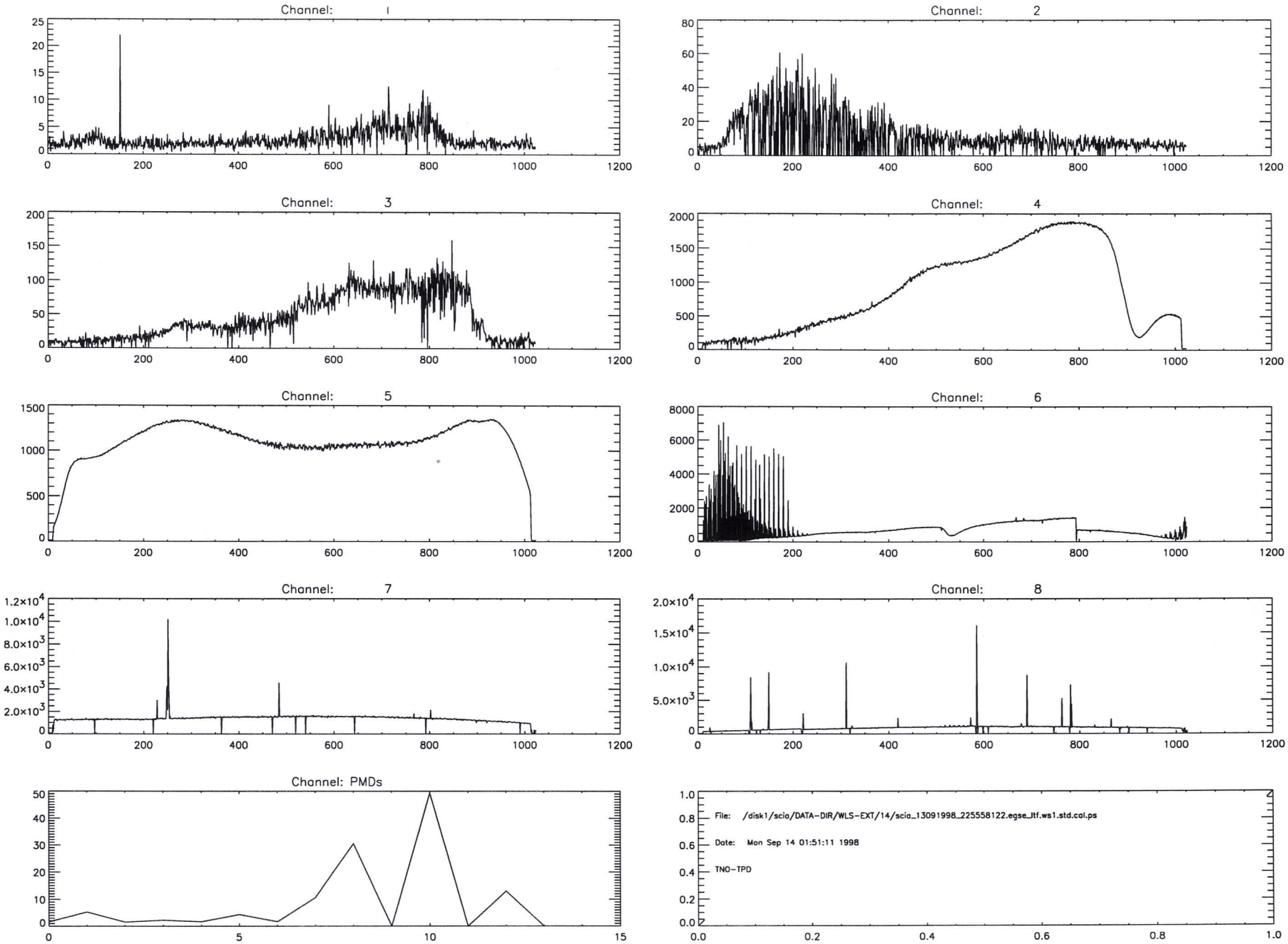
Channel: 1
Channel: 2
Channel: 3
Channel: 4
Channel: 5
Channel: 6
Channel: 7
Channel: 8
Channel: PMDs
File: /disk1/scia/DATA-DIR/WLS-EXT/14/scia_13091998_225558122.egse_itf.ws1.std.cal.ps
Date: Mon Sep 14 01:51:11 1998
TNO-TPD

```
time       = Mon Sep 14 01:52:24 1998
batch      = du1
Start TOD = Sun 13-Sep-98 23:09:14
End   TOD = Sun 13-Sep-98 23:15:04
Processing= computation of average, standard dev. and rel.standard dev.
```

```
time       = Mon Sep 14 01:51:48 1998
batch      = wp1
Start TOD = Sun 13-Sep-98 23:02:45
End   TOD = Sun 13-Sep-98 23:09:14
Processing= computation of average, standard dev. and rel.standard dev.
```

```
time       = Mon Sep 14 01:51:11 1998
batch      = ws1
Start TOD = Sun 13-Sep-98 22:55:58
End   TOD = Sun 13-Sep-98 23:02:45
Processing= computation of average, standard dev. and rel.standard dev.
```

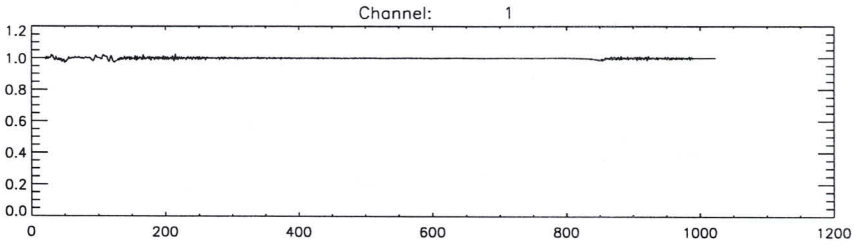
Channel: 1

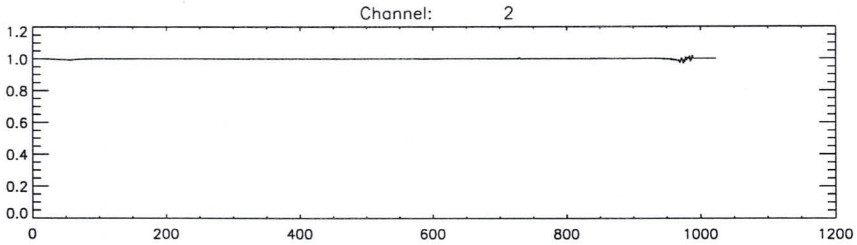
Channel: 2

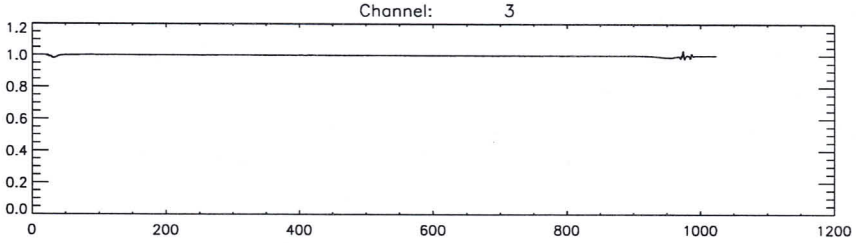
Channel: 3

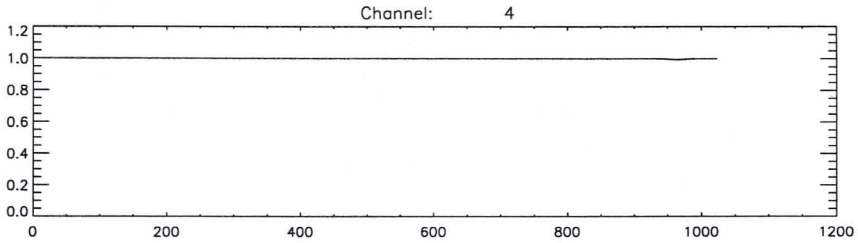
Channel: 4

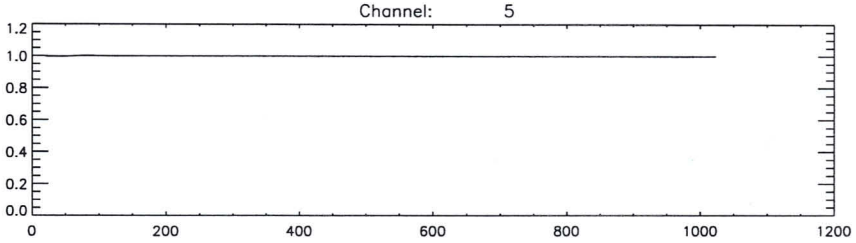
Channel: 5

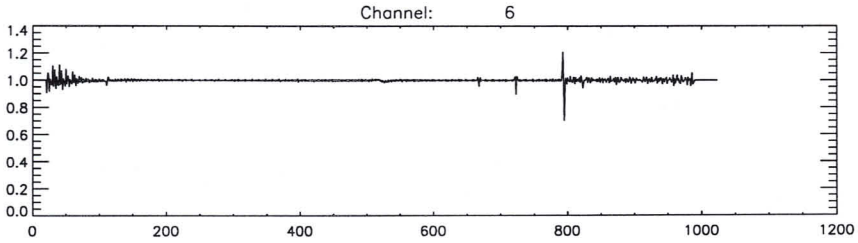
Channel: 6

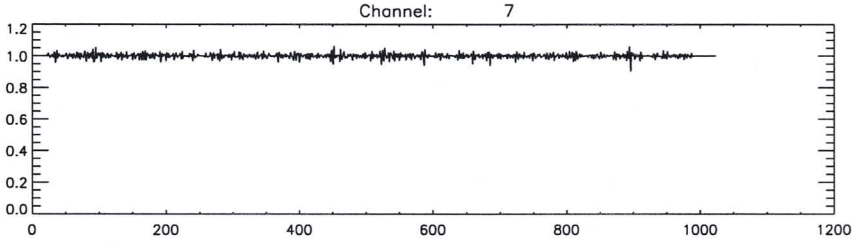
Channel: 7

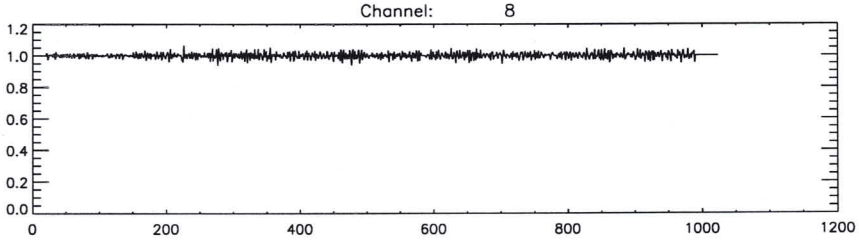
Channel: 8

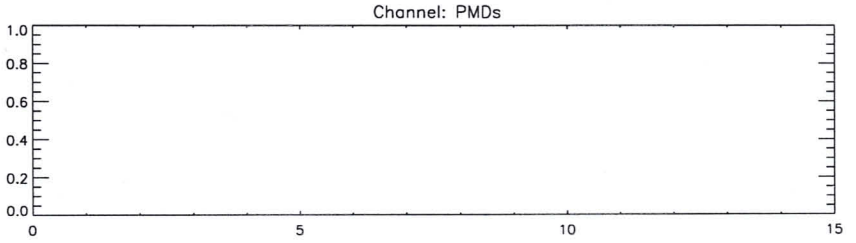
Channel: PMDs

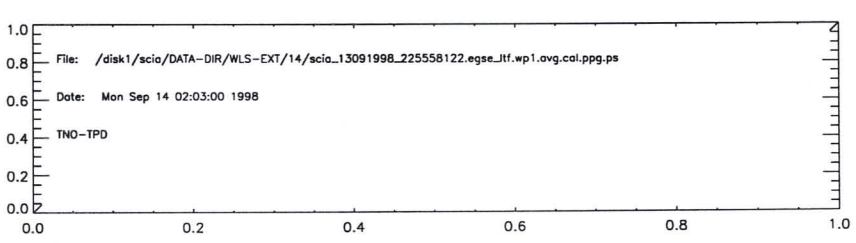
File: /disk1/scia/DATA-DIR/WLS-EXT/14/scia_13091998_225558122.egse_itf.wp1.avg.cal.ppg.ps
Date: Mon Sep 14 02:03:00 1998
TNO-TPD

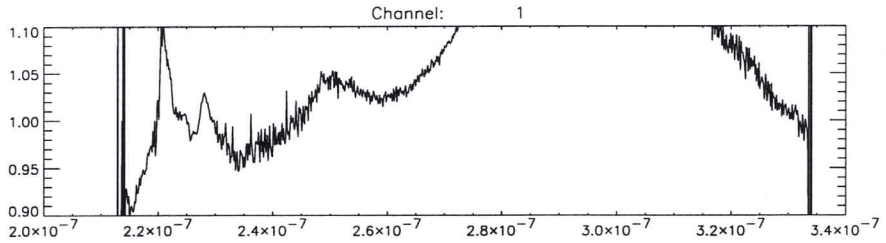
Channel: 1
1.10
1.05
1.00
0.95
0.90
2.0×10⁻⁷
2.2×10⁻⁷
2.4×10⁻⁷
2.6×10⁻⁷
2.8×10⁻⁷
3.0×10⁻⁷
3.2×10⁻⁷
3.4×10⁻⁷

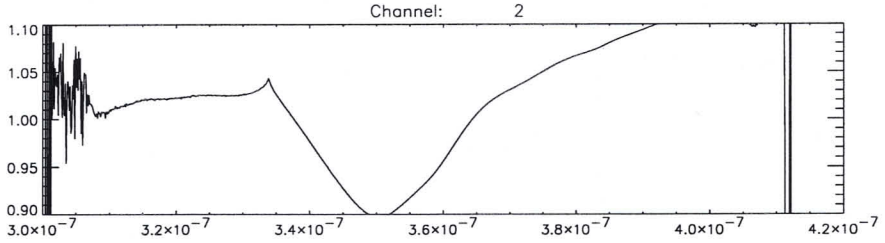
Channel: 2
1.10
1.05
1.00
0.95
0.90
3.0×10⁻⁷
3.2×10⁻⁷
3.4×10⁻⁷
3.6×10⁻⁷
3.8×10⁻⁷
4.0×10⁻⁷
4.2×10⁻⁷

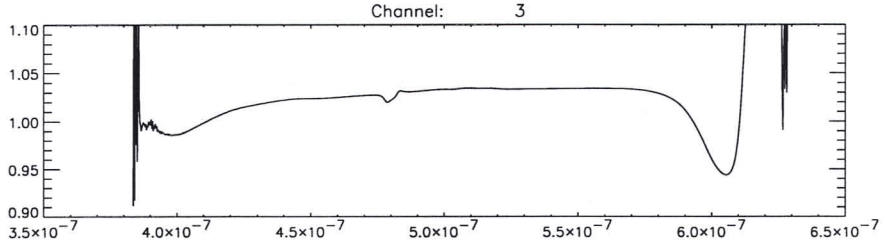
Channel: 3
1.10
1.05
1.00
0.95
0.90
3.5×10⁻⁷
4.0×10⁻⁷
4.5×10⁻⁷
5.0×10⁻⁷
5.5×10⁻⁷
6.0×10⁻⁷
6.5×10⁻⁷

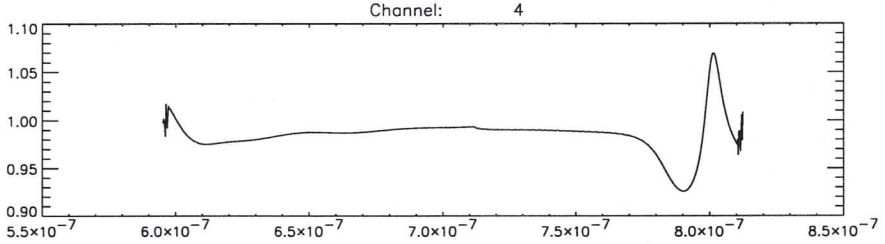
Channel: 4
1.10
1.05
1.00
0.95
0.90
5.5×10⁻⁷
6.0×10⁻⁷
6.5×10⁻⁷
7.0×10⁻⁷
7.5×10⁻⁷
8.0×10⁻⁷
8.5×10⁻⁷

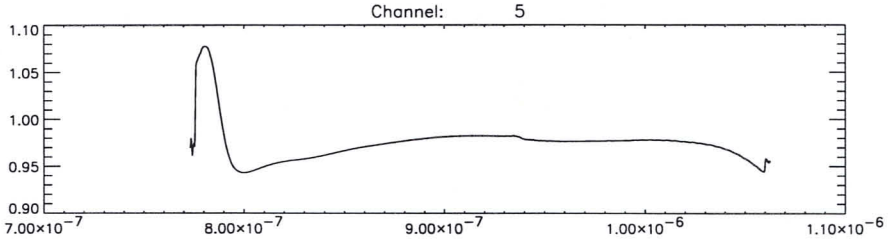
Channel: 5
1.10
1.05
1.00
0.95
0.90
7.00×10⁻⁷
8.00×10⁻⁷
9.00×10⁻⁷
1.00×10⁻⁶
1.10×10⁻⁶

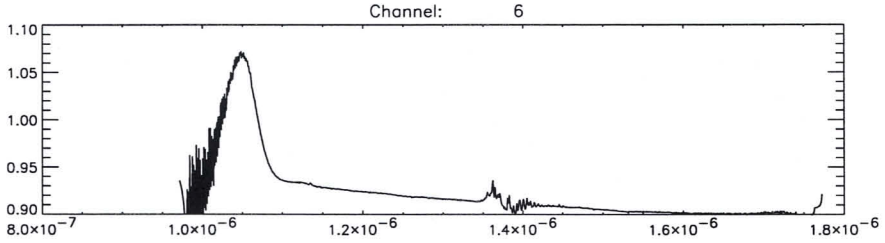
Channel: 6
1.10
1.05
1.00
0.95
0.90
8.0×10⁻⁷
1.0×10⁻⁶
1.2×10⁻⁶
1.4×10⁻⁶
1.6×10⁻⁶
1.8×10⁻⁶

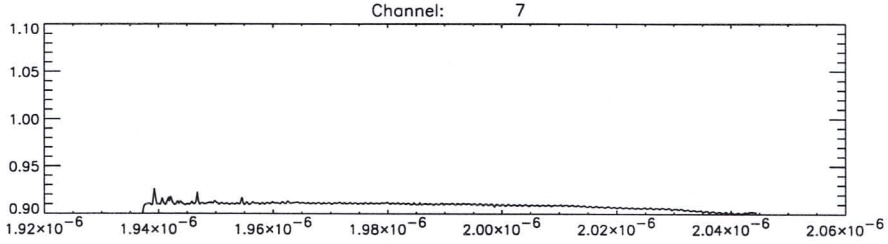
Channel: 7
1.10
1.05
1.00
0.95
0.90
1.92×10⁻⁶
1.94×10⁻⁶
1.96×10⁻⁶
1.98×10⁻⁶
2.00×10⁻⁶
2.02×10⁻⁶
2.04×10⁻⁶
2.06×10⁻⁶

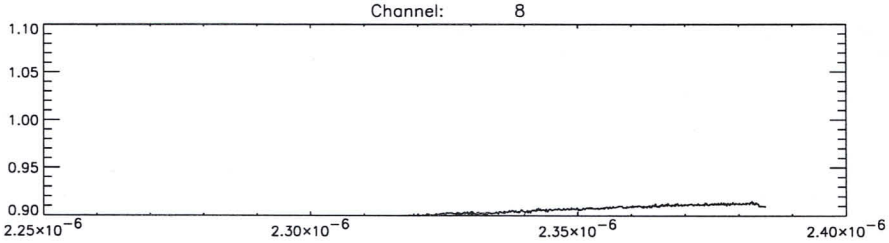
Channel: 8
1.10
1.05
1.00
0.95
0.90
2.25×10⁻⁶
2.30×10⁻⁶
2.35×10⁻⁶
2.40×10⁻⁶

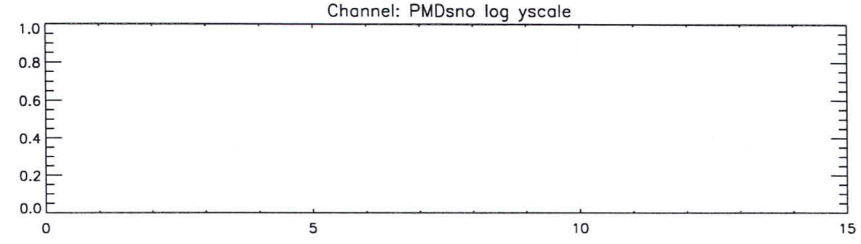
Channel: PMDsno log yscale
1.0
0.8
0.6
0.4
0.2
0.0
0
5
10
15

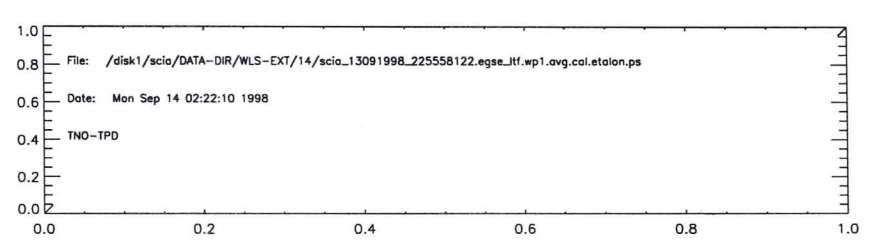
File: /disk1/scia/DATA-DIR/WLS-EXT/14/scia_13091998_225558122.egse_itf.wp1.avg.cal.etalon.ps
Date: Mon Sep 14 02:22:10 1998
TNO-TPD
1.0
0.8
0.6
0.4
0.2
0.0
0.0
0.2
0.4
0.6
0.8
1.0

Version: 0.1
Input files:

/disk1/scia/DATA-DIR/WLS-EXT/14/scia_13091998_225558122.egse_ltf.du1.avg.cal
 and

/disk1/scia/DATA-DIR/WLS-EXT/14/scia_13091998_225558122.egse_ltf.wp1.avg.cal
Action: Extraction of etalon structure
Processing time: Mon Sep 14 02:22:10 1998
Output file name:
/disk1/scia/DATA-DIR/WLS-EXT/14/scia_13091998_225558122.egse_ltf.wp1.avg.cal.e

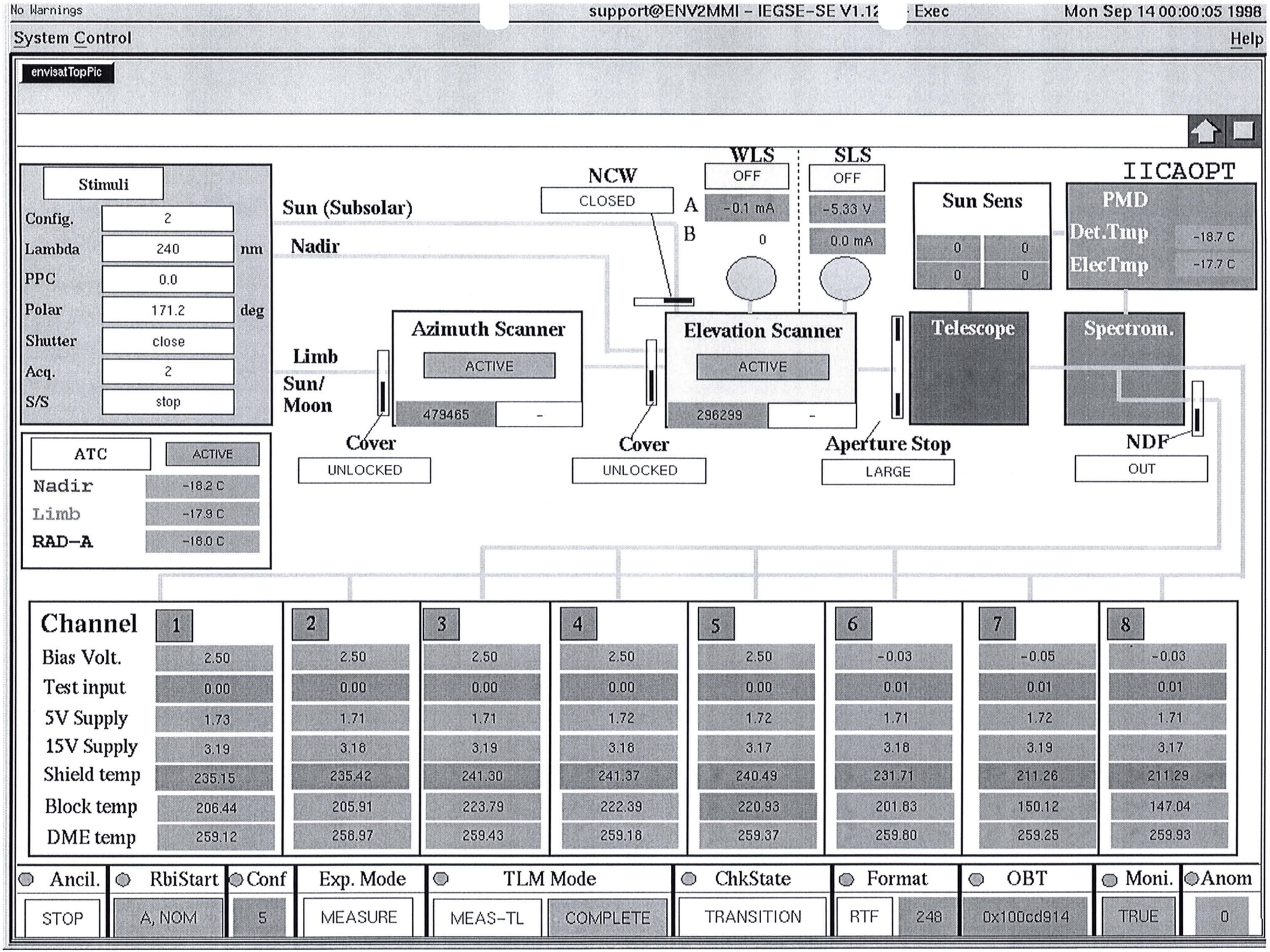
No Warnings
support@ENV2MMI - IEGSE-SE V1.12 - Exec
Mon Sep 14 00:00:05 1998
System Control
Help
envisatTopPic
Stimuli
Config. 2
Lambda 240 nm
PPC 0.0
Polar 171.2 deg
Shutter close
Acq. 2
S/S stop
ATC ACTIVE
Nadir -18.2 C
Limb -17.9 C
RAD-A -18.0 C
Sun (Subsolar)
Nadir
Limb
Sun/
Moon
NCW
CLOSED
WLS
OFF
A -0.1 mA
B 0
SLS
OFF
-5.33 V
0.0 mA
Sun Sens
0 0
0 0
IICAOPT
PMD
Det.Tmp -18.7 C
ElecTmp -17.7 C
Azimuth Scanner
ACTIVE
479465 -
Elevation Scanner
ACTIVE
296299 -
Telescope
Spectrom.
Cover
UNLOCKED
Cover
UNLOCKED
Aperture Stop
LARGE
NDF
OUT
Channel 1 2 3 4 5 6 7 8
Bias Volt. 2.50 2.50 2.50 2.50 2.50 -0.03 -0.05 -0.03
Test input 0.00 0.00 0.00 0.00 0.00 0.01 0.01 0.01
5V Supply 1.73 1.71 1.71 1.72 1.72 1.71 1.72 1.71
15V Supply 3.19 3.18 3.19 3.18 3.17 3.18 3.19 3.17
Shield temp 235.15 235.42 241.30 241.37 240.49 231.71 211.26 211.29
Block temp 206.44 205.91 223.79 222.39 220.93 201.83 150.12 147.04
DME temp 259.12 258.97 259.43 259.18 259.37 259.80 259.25 259.93
Ancil. STOP
RbiStart A, NOM
Conf 5
Exp. Mode MEASURE
TLM Mode MEAS-TL COMPLETE
ChkState TRANSITION
Format RTF 248
OBT 0x100cd914
Moni. TRUE
Anom 0

	LOG SHEET SCHIAMACHY CALIBRATION	
Date/Time	**Description of action**	**Measurement directory**
	SLS_EXT	
	In channel 7 and 8 Broadband offset visible	
	One spectral line in channel 6 saturated.	

Formal Run of Measurement

(Measurement ID) SIS-ext

Request for Actual Status		(cross out entries that are **not** requested.)
Request for Modification	X	(fill in only entries to be modified)
Request for Run	X	(no entries = run based on actual default settings)

Scanner Positions

Azimuth	-45	deg
Elevation	-12.7	deg

Timeline for each Data Acquisition Period during Measurement

	1	2	3	4	5	6	7	8	9	10
State ID	1									
Repetitions	5									

State Parameters for States used in Timeline (State ID must be given)

Channel	PET [s] or H#	Co-Adding	PET [s] or H#	Co-Adding	PET [s] or H#	Co-Adding	PET [s] or H#	Co-Adding
1a	32	2						
1b	32	2						
2b	32	2						
2a	32	2						
3	1	64						
4	0,5	64						
5	4	16						
6	0,5	64						
7	1	64						
8	1	64						
State ID								

Step 20.2

Again

Changed PPC Values

Stimuli Settings for Existing Blocks in Measurement

Block No	Stimuli Setup ID	PPC [deg]	Polarizer [deg]	Shutter open/close	Acquisition Time [s]	Lambda [nm] Start	Stop	Step	Repetition Factor	Message	OS Setup Time [s]
1	2	19	172.2	open	1	240	240	0	1	SS1	12
2	2	19	86.0	open	1	240	240	0	1	SP1	20
3	2	19	86.0	close	1	240	240	0	1	DU1	8

Measurement Data Description

Test Purpose	
Remark	UID1
Data Directory	0256_23.59.15_SIS_EXT

Signatures

	Date	Signature
Issued	13.09.98	M. Stopp
< Performed	14.8.98	[illegible]

Transfer Data File

STEP	ACTION	RESULT	MARKER
Intro	Your name: Date:	Marion 140998	
	What's the name of the (main) data input files that you want to store on the SUN named `scia6`?	0256-23.59.15-SLS-ext (A)	
	Setup a three-window configuration on your SUN.		See course descr.
Do Transfer	Be sure that you are in the directory you want your files in ftp <internet-address>, where you can find the address of the PC in the file `/etc/hosts` (entry: cdwpc). The address will also be next to you on paper (most probably). When asked for user, fill in: `anonymous`, when asked for an email address, fill in your email address on TPD. Set in binary: `binary` `mget *` (and return `y` to every file). `bye`		In DATA-DIR window In DATA window Approx. 140 kB

Sign:

Name	Marion
Date and time	140998 01:15
Signature	RT Stoop

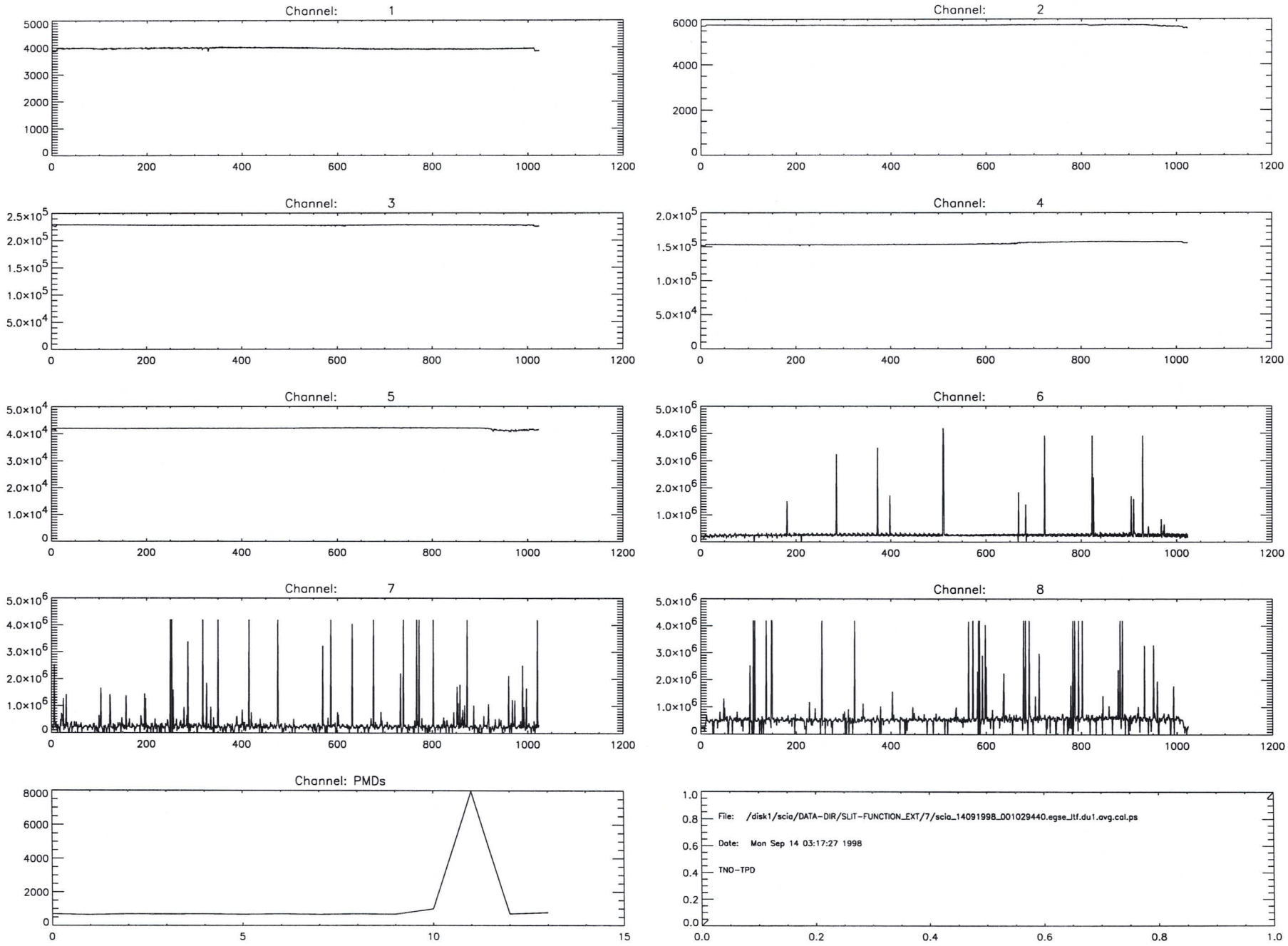
Channel: 1
Channel: 2
Channel: 3
Channel: 4
Channel: 5
Channel: 6
Channel: 7
Channel: 8
Channel: PMDs
File: /disk1/scia/DATA-DIR/SLIT-FUNCTION_EXT/7/scia_14091998_001029440.egse_Itf.du1.avg.cal.ps
Date: Mon Sep 14 03:17:27 1998
TNO-TPD

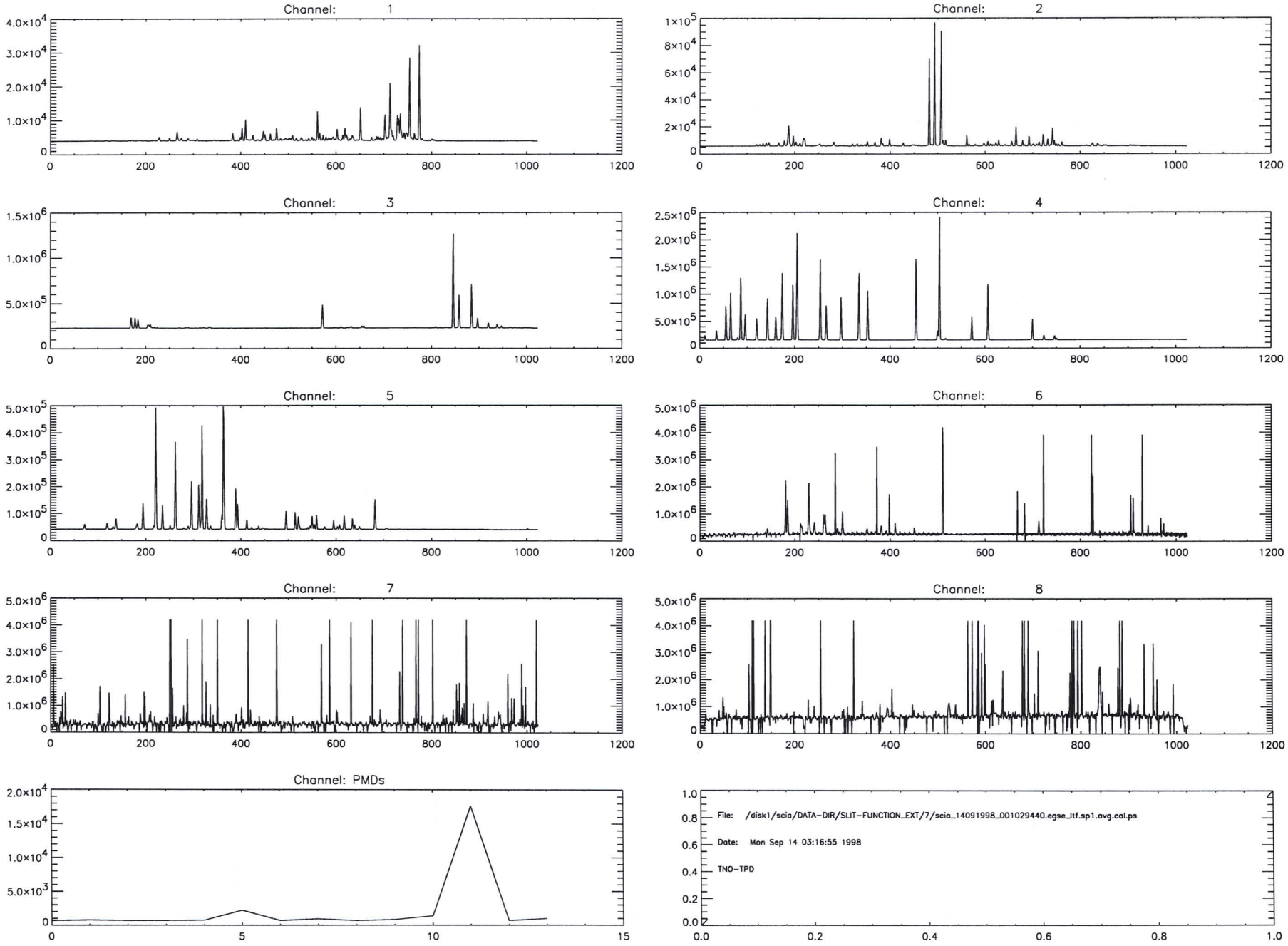
Channel: 1
Channel: 2
Channel: 3
Channel: 4
Channel: 5
Channel: 6
Channel: 7
Channel: 8
Channel: PMDs
File: /disk1/scia/DATA-DIR/SLIT-FUNCTION_EXT/7/scia_14091998_001029440.egse_ltf.sp1.avg.cal.ps
Date: Mon Sep 14 03:16:55 1998
TNO-TPD

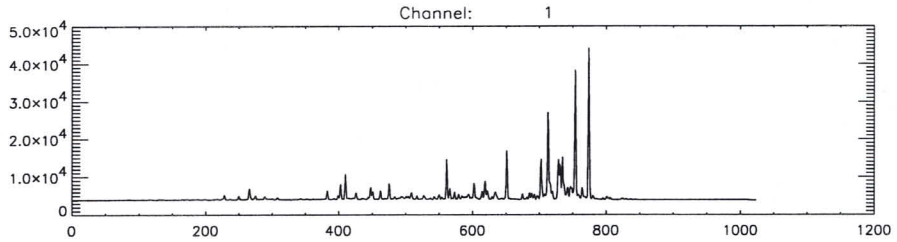
Channel: 1
5.0x10^4
4.0x10^4
3.0x10^4
2.0x10^4
1.0x10^4
0
0
200
400
600
800
1000
1200

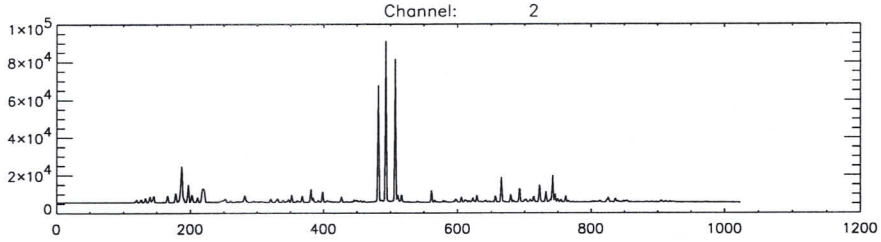
Channel: 2
1x10^5
8x10^4
6x10^4
4x10^4
2x10^4
0
0
200
400
600
800
1000
1200

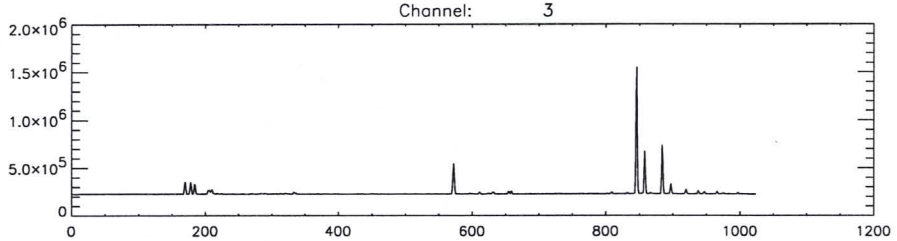
Channel: 3
2.0x10^6
1.5x10^6
1.0x10^6
5.0x10^5
0
0
200
400
600
800
1000
1200

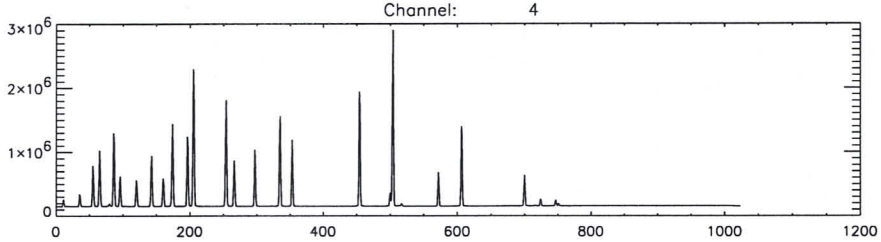
Channel: 4
3x10^6
2x10^6
1x10^6
0
0
200
400
600
800
1000
1200

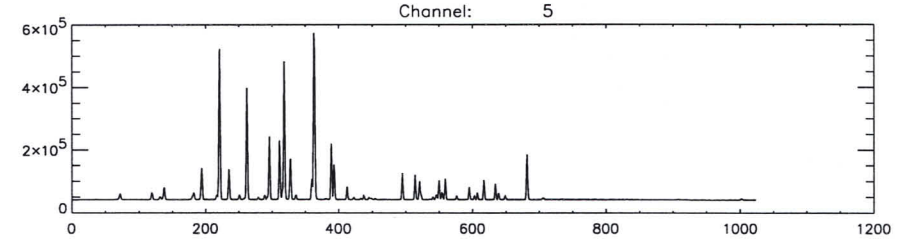
Channel: 5
6x10^5
4x10^5
2x10^5
0
0
200
400
600
800
1000
1200

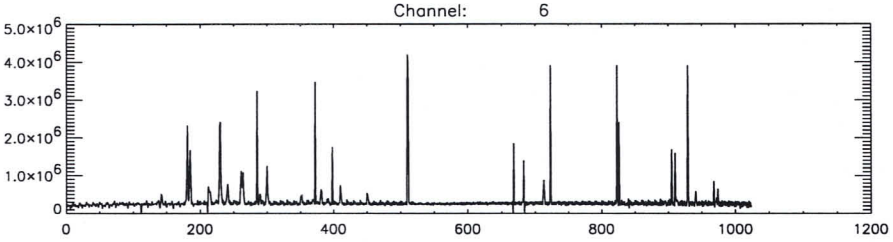
Channel: 6
5.0x10^6
4.0x10^6
3.0x10^6
2.0x10^6
1.0x10^6
0
0
200
400
600
800
1000
1200

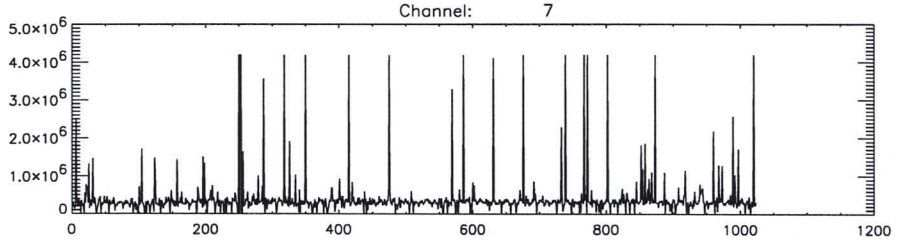
Channel: 7
5.0x10^6
4.0x10^6
3.0x10^6
2.0x10^6
1.0x10^6
0
0
200
400
600
800
1000
1200

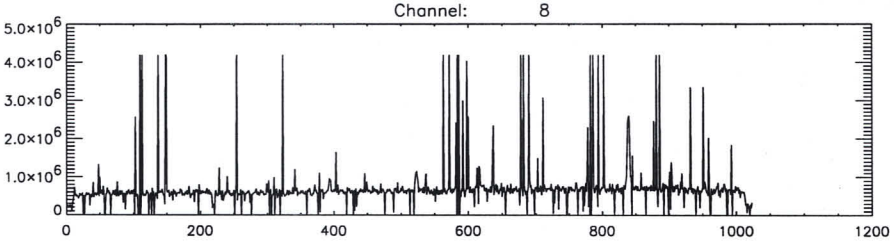
Channel: 8
5.0x10^6
4.0x10^6
3.0x10^6
2.0x10^6
1.0x10^6
0
0
200
400
600
800
1000
1200

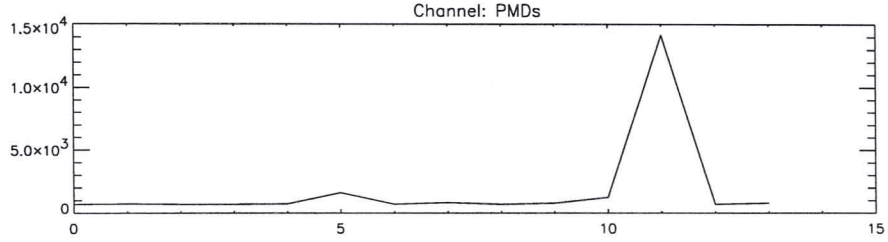
Channel: PMDs
1.5x10^4
1.0x10^4
5.0x10^3
0
0
5
10
15

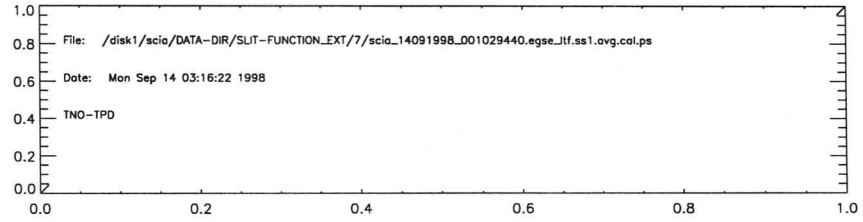
File: /disk1/scia/DATA-DIR/SLIT-FUNCTION_EXT/7/scia_14091998_001029440.egse_itf.ss1.avg.cal.ps
Date: Mon Sep 14 03:16:22 1998
TNO-TPD
1.0
0.8
0.6
0.4
0.2
0.0
0.0
0.2
0.4
0.6
0.8
1.0

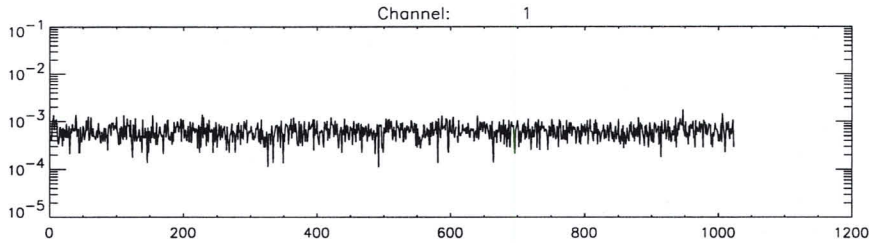
Channel: 1

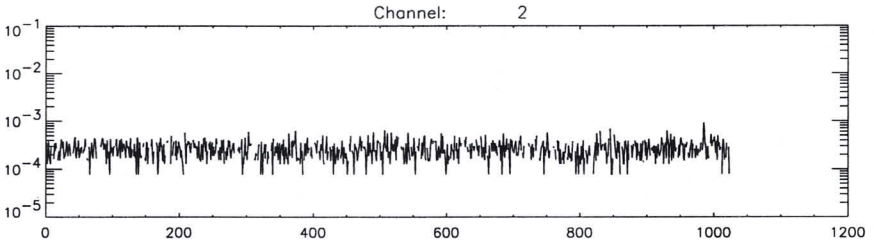
Channel: 2

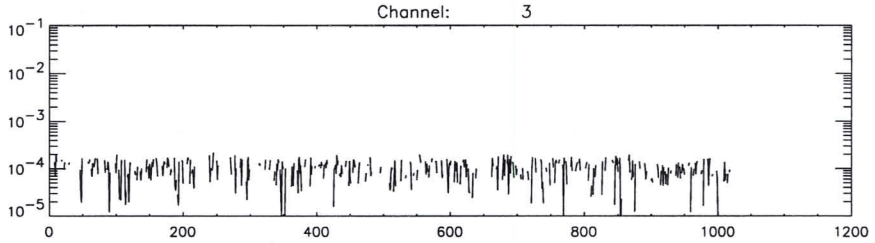
Channel: 3

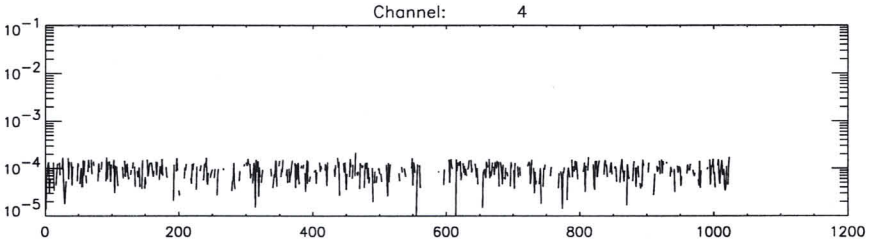
Channel: 4

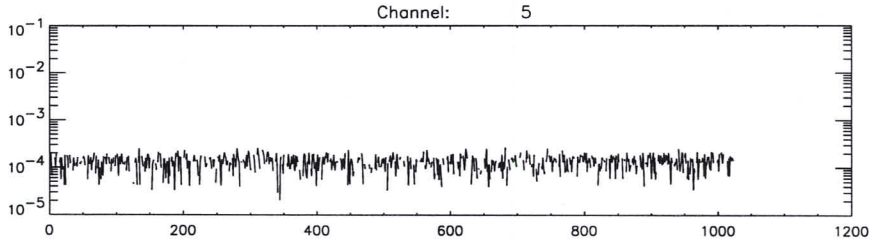
Channel: 5

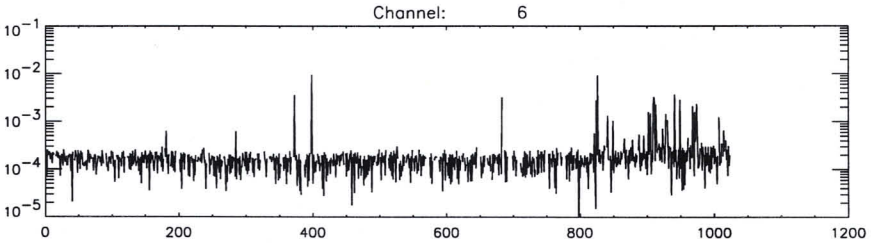
Channel: 6

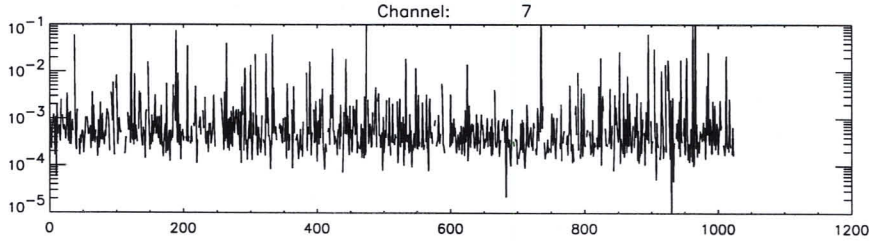
Channel: 7

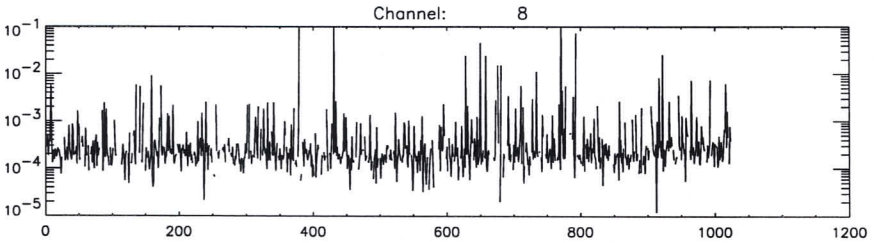
Channel: 8

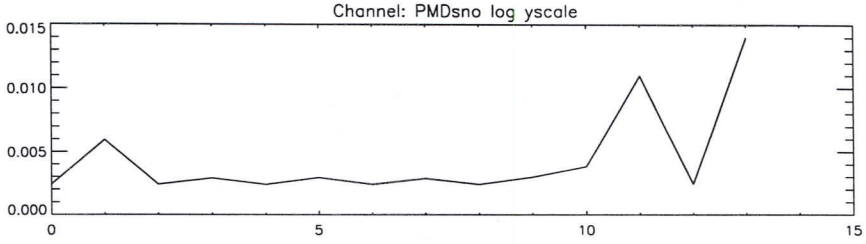
Channel: PMDsno log yscale

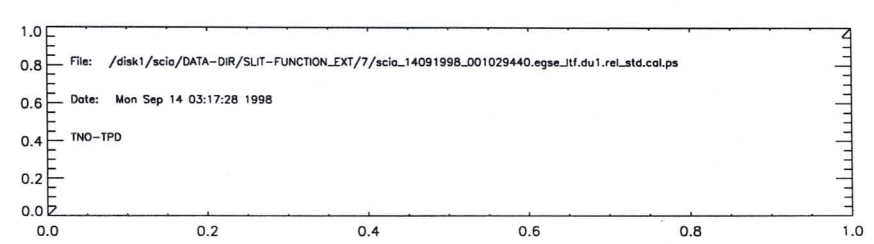
File: /disk1/scia/DATA-DIR/SLIT-FUNCTION_EXT/7/scia_14091998_001029440.egse_ltf.du1.rel_std.cal.ps
Date: Mon Sep 14 03:17:28 1998
TNO-TPD

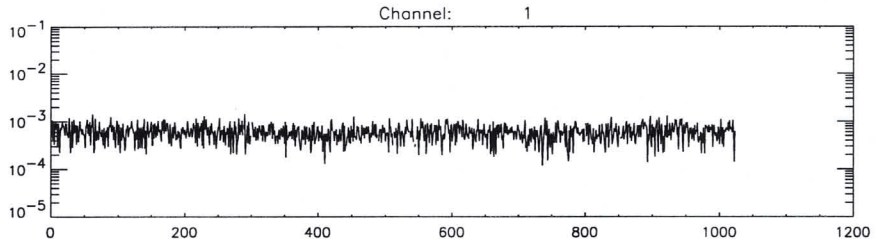
Channel: 1
10^{-1}
10^{-2}
10^{-3}
10^{-4}
10^{-5}
0
200
400
600
800
1000
1200

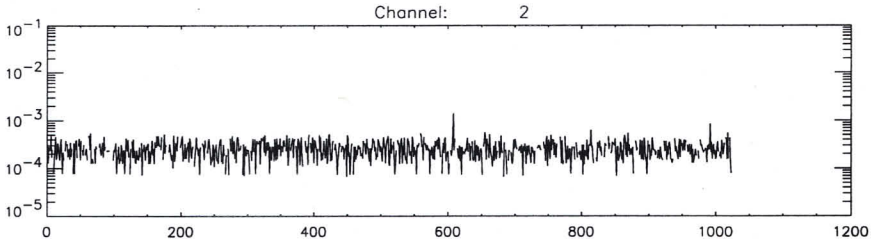
Channel: 2
10^{-1}
10^{-2}
10^{-3}
10^{-4}
10^{-5}
0
200
400
600
800
1000
1200

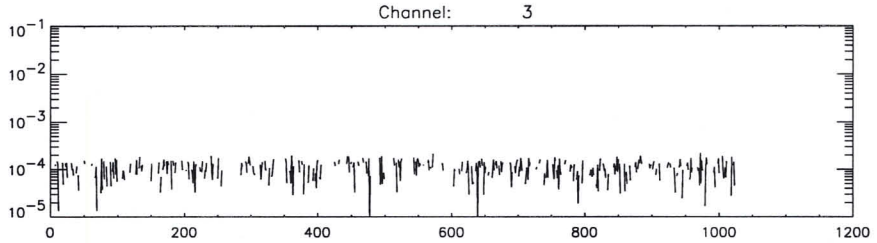
Channel: 3
10^{-1}
10^{-2}
10^{-3}
10^{-4}
10^{-5}
0
200
400
600
800
1000
1200

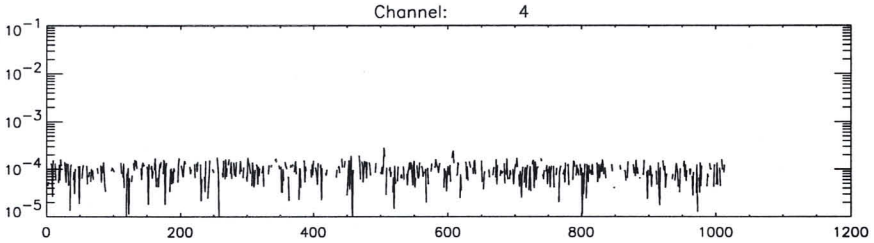
Channel: 4
10^{-1}
10^{-2}
10^{-3}
10^{-4}
10^{-5}
0
200
400
600
800
1000
1200

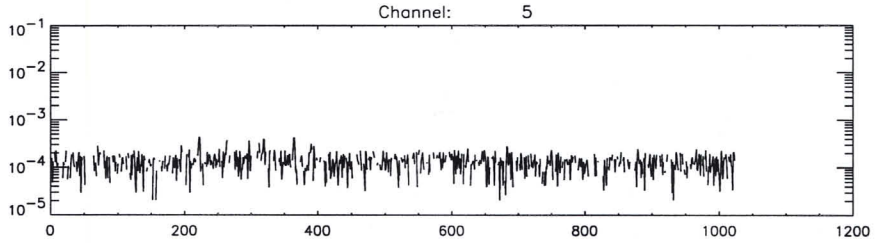
Channel: 5
10^{-1}
10^{-2}
10^{-3}
10^{-4}
10^{-5}
0
200
400
600
800
1000
1200

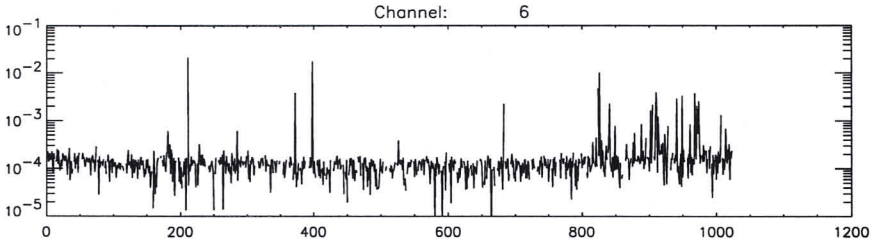
Channel: 6
10^{-1}
10^{-2}
10^{-3}
10^{-4}
10^{-5}
0
200
400
600
800
1000
1200

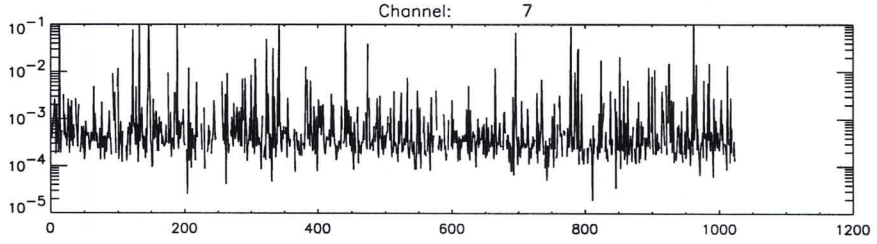
Channel: 7
10^{-1}
10^{-2}
10^{-3}
10^{-4}
10^{-5}
0
200
400
600
800
1000
1200

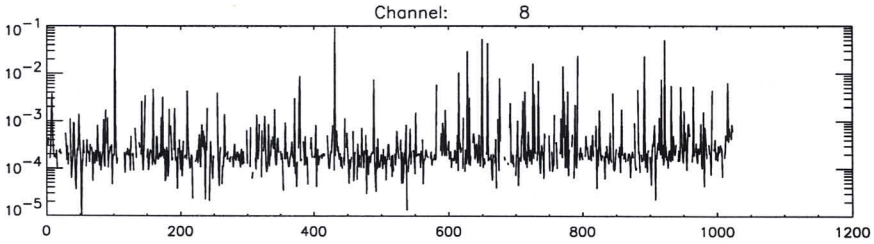
Channel: 8
10^{-1}
10^{-2}
10^{-3}
10^{-4}
10^{-5}
0
200
400
600
800
1000
1200

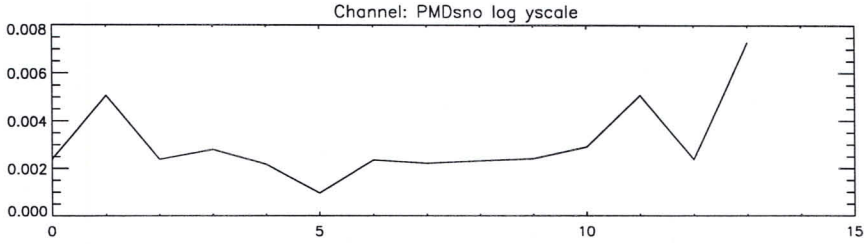
Channel: PMDsno log yscale
0.008
0.006
0.004
0.002
0.000
0
5
10
15

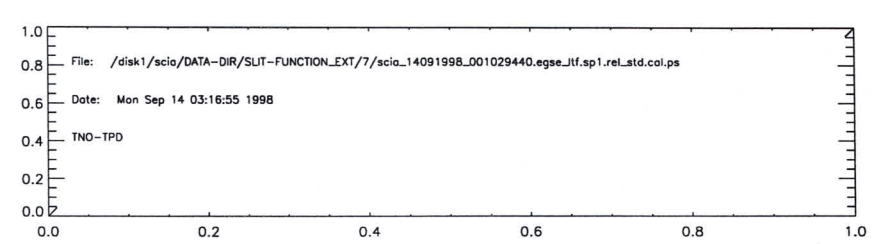
File: /disk1/scia/DATA-DIR/SLIT-FUNCTION_EXT/7/scia_14091998_001029440.egse_ltf.sp1.rel_std.cal.ps
Date: Mon Sep 14 03:16:55 1998
TNO-TPD
1.0
0.8
0.6
0.4
0.2
0.0
0.0
0.2
0.4
0.6
0.8
1.0

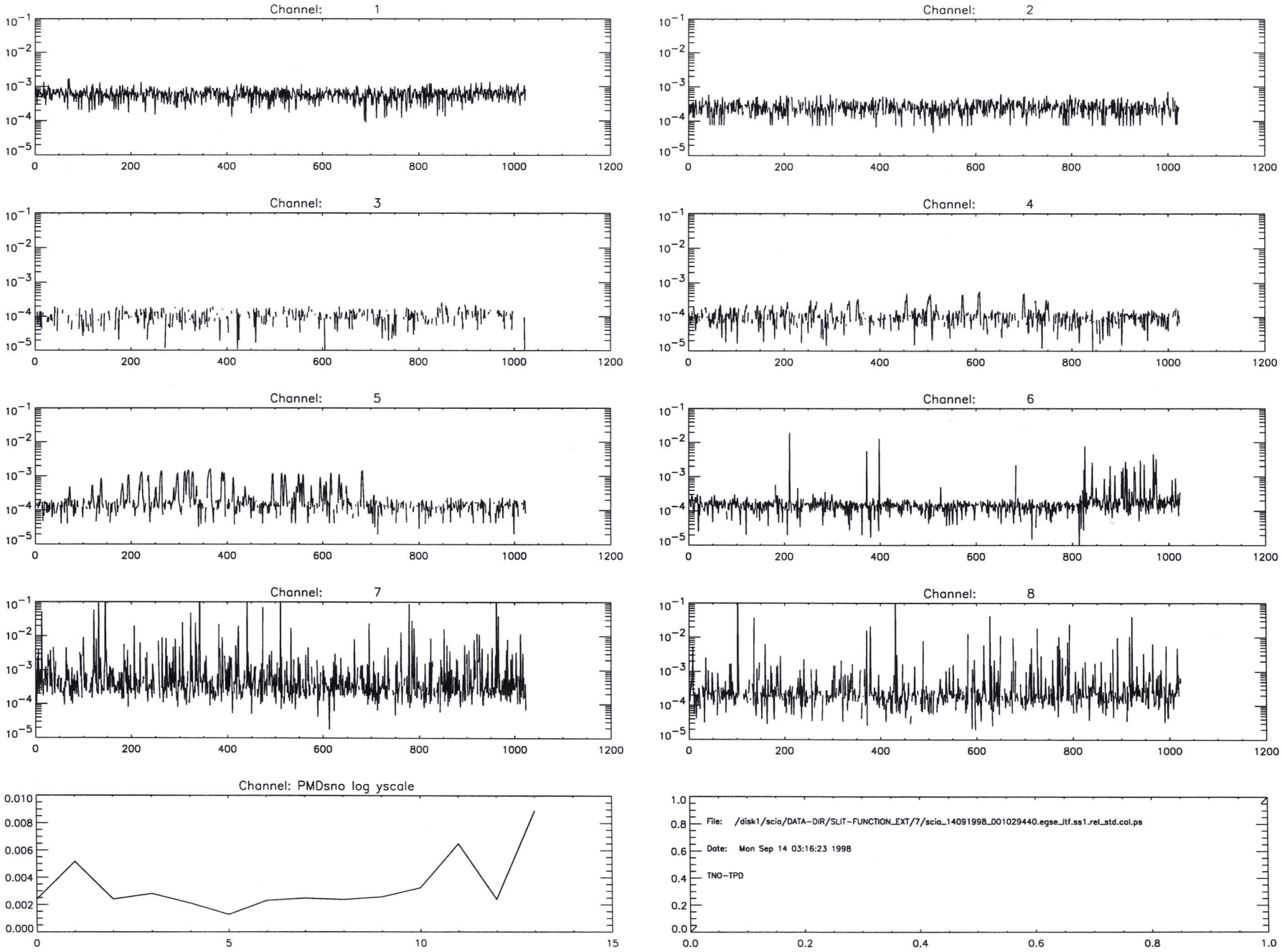
Channel: 1
Channel: 2
Channel: 3
Channel: 4
Channel: 5
Channel: 6
Channel: 7
Channel: 8
Channel: PMDsno log yscale
File: /disk1/scia/DATA-DIR/SLIT-FUNCTION_EXT/7/scia_14091998_001029440.egse_ltf.ss1.rel_std.cal.ps
Date: Mon Sep 14 03:16:23 1998
TNO-TPD

```
time       = Mon Sep 14 03:17:28 1998
batch      = du1
Start TOD = Mon 14-Sep-98 00:24:10
End   TOD = Mon 14-Sep-98 00:29:33
Processing= computation of average, standard dev. and rel.standard dev.
time       = Mon Sep 14 03:16:55 1998
batch      = sp1
Start TOD = Mon 14-Sep-98 00:17:42
End   TOD = Mon 14-Sep-98 00:24:10
Processing= computation of average, standard dev. and rel.standard dev.
time       = Mon Sep 14 03:16:23 1998
batch      = ss1
Start TOD = Mon 14-Sep-98 00:10:56
End   TOD = Mon 14-Sep-98 00:17:42
Processing= computation of average, standard dev. and rel.standard dev.
```

Slitfunction extern

STEP	ACTION	RESULT	MARKER
Intro	Your name: Date:	Marion 140998	
	What's the name of the (main) data input files generated by the EGSE? (*.dat)	scia_140998_001029440	(A)
	Setup a three-window configuration on your SUN.		See course descr.

Cnstr directory	`cd ~/DATA-DIR/SLIT ; ls -l`
	highest number in directory?
	New directory: `mkdir <B+1>`
	`ls -l`
	What's now the highest number in directory?
	<C> should be <B> + 1
		6
		7
		Y / N
			Note: In window DATA-DIR
			(B)
			(C)

	directory name is:	~/DATA-DIR/SLIT FUNCTION/<C>	(DIR-NAME)
Copy data	See Analysis sheet: Transfer Data File	Y / N	In DATA-DIR window
Cnstr EGSE_LTF	`cal_raw2ltf .` (Error messages are not necessarily fatal; check with SOLAN --in solan window-- whether output file is okay: there should be a signal present, and `dremark1` labels should be filled) `ls -l *.egse_ltf` What's the name of the egse_ltf file <D> should be <A>.egse_ltf	scia_140998_001029440 Y / N	Note: In window DATA-DIR; ***don't forget the dot !!!*** *May take more than 15 mins.* (D)
Cnstr CAL files	`idl run_averscia` (and select file <D> when asked)		Note: In window IDL
Check CAL files	Dark files: `ls -l *du*.avg.cal`		In DATA-DIR window
	size:	146 kb	should be approx 150kb
	White light file:		

Slitfunction – extern

Check slit	`ls -l *.ps`		In DATA-DIR window
	Size of file `*.ps`	? ? _____	should be approx a few kilobytes
CheckSlit visually	lpr -P<printer> *.ps and add to logbook. `lpr -P<printer> *.ps` Approximated function should "follow" the measured peaks.	Y / N	
	Add postscript images to logbook, done	(Y) / N	
Print logfiles	`lpr -P<printer> *.log`		
	Add logfiles to logbook, done	(Y) / N	
Back up	Create 3 sets of backup CDs of directory <DIR-NAME> (One CD has a capacity of 600 Mbytes, the UNIX command `/usr/bin/du -k .` gives the number of kilo bytes in the current directory). Name of backup CDs	_____	See analysis sheet BackUp
Sign:	Name	Marion	
	Date and time	14 aug 00 01:35	
	Signature	M. Stopp	

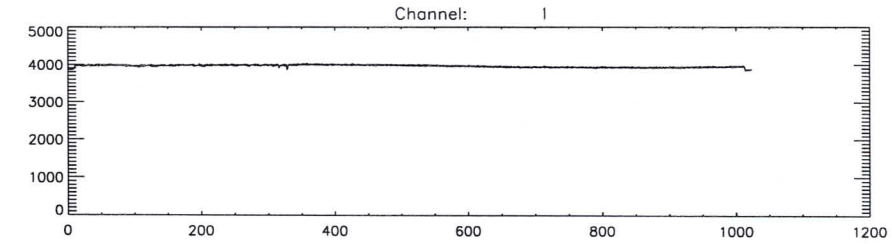
Channel: 1
5000
4000
3000
2000
1000
0
0
200
400
600
800
1000
1200

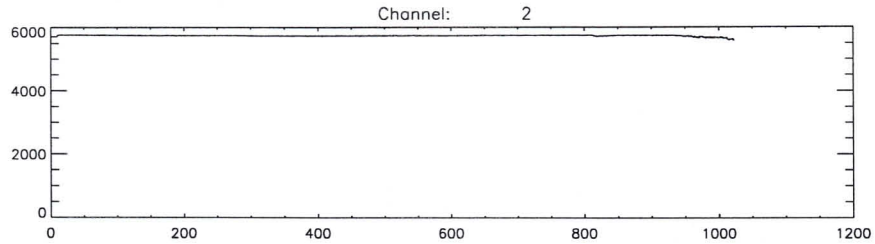
Channel: 2
6000
4000
2000
0
0
200
400
600
800
1000
1200

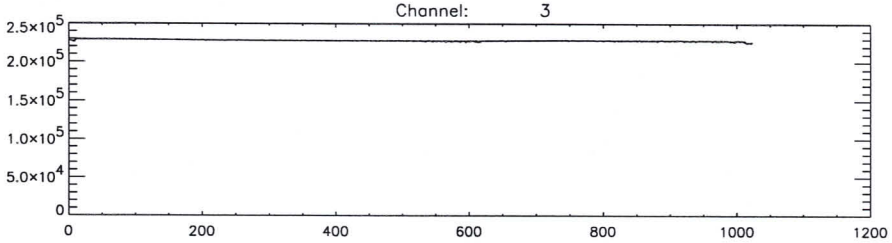
Channel: 3
2.5×10^5
2.0×10^5
1.5×10^5
1.0×10^5
5.0×10^4
0
0
200
400
600
800
1000
1200

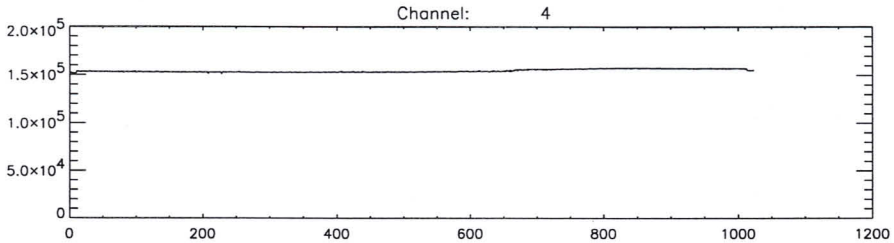
Channel: 4
2.0×10^5
1.5×10^5
1.0×10^5
5.0×10^4
0
0
200
400
600
800
1000
1200

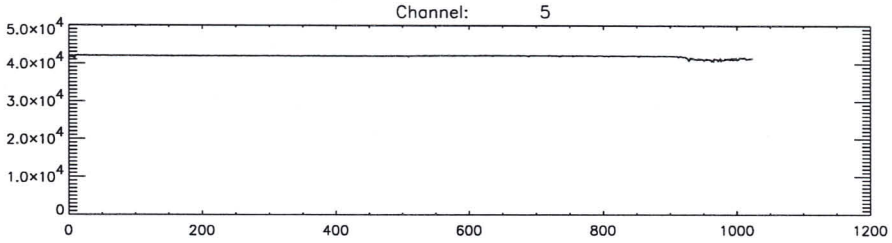
Channel: 5
5.0×10^4
4.0×10^4
3.0×10^4
2.0×10^4
1.0×10^4
0
0
200
400
600
800
1000
1200

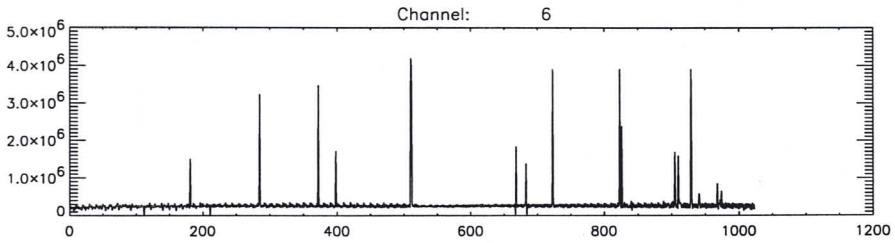
Channel: 6
5.0×10^6
4.0×10^6
3.0×10^6
2.0×10^6
1.0×10^6
0
0
200
400
600
800
1000
1200

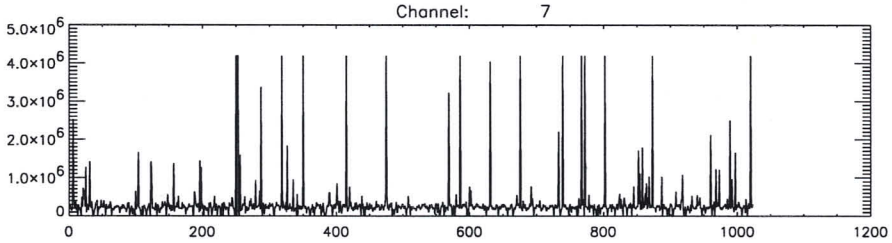
Channel: 7
5.0×10^6
4.0×10^6
3.0×10^6
2.0×10^6
1.0×10^6
0
0
200
400
600
800
1000
1200

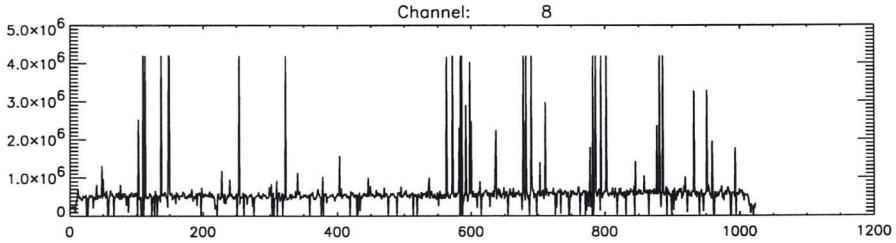
Channel: 8
5.0×10^6
4.0×10^6
3.0×10^6
2.0×10^6
1.0×10^6
0
0
200
400
600
800
1000
1200

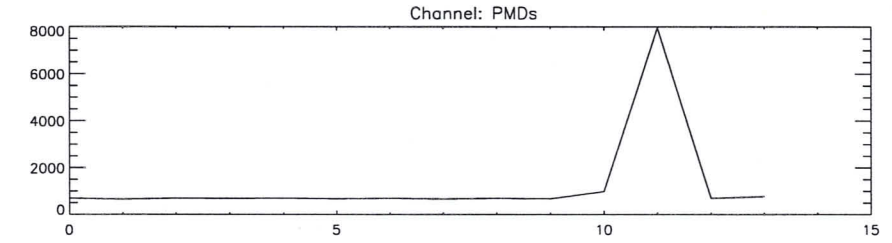
Channel: PMDs
8000
6000
4000
2000
0
0
5
10
15

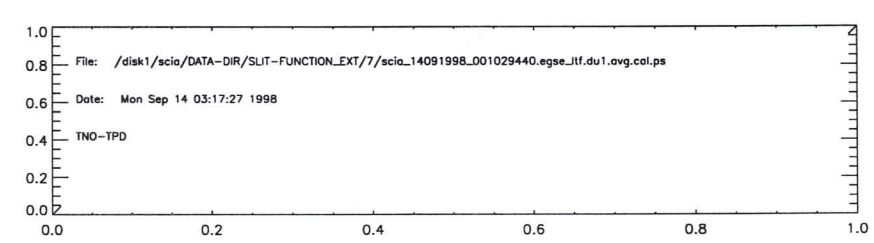
File: /disk1/scia/DATA-DIR/SLIT-FUNCTION_EXT/7/scia_14091998_001029440.egse_itf.du1.avg.cal.ps
Date: Mon Sep 14 03:17:27 1998
TNO-TPD
1.0
0.8
0.6
0.4
0.2
0.0
0.0
0.2
0.4
0.6
0.8
1.0

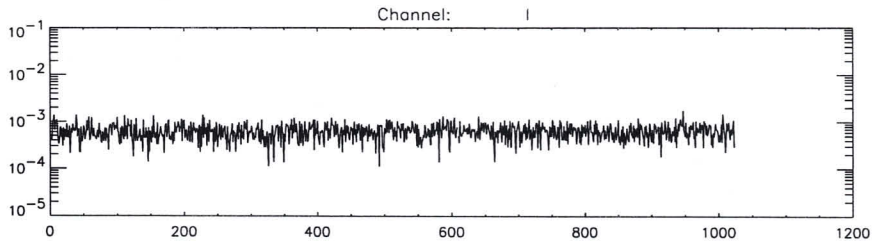
Channel: 1

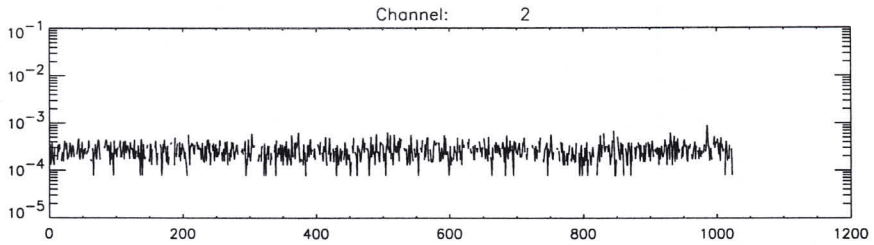
Channel: 2

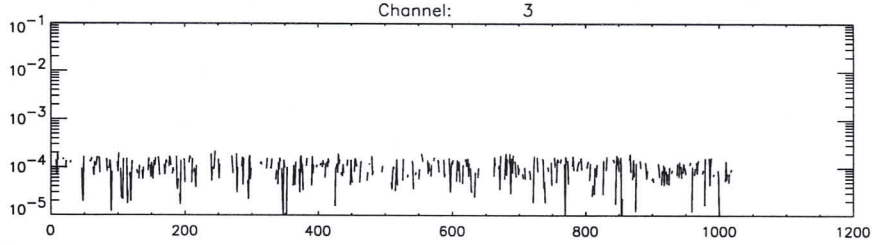
Channel: 3

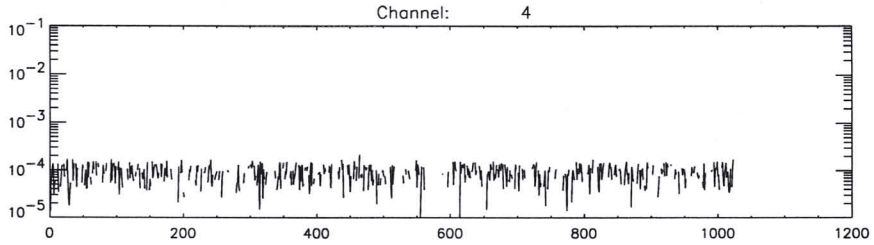
Channel: 4

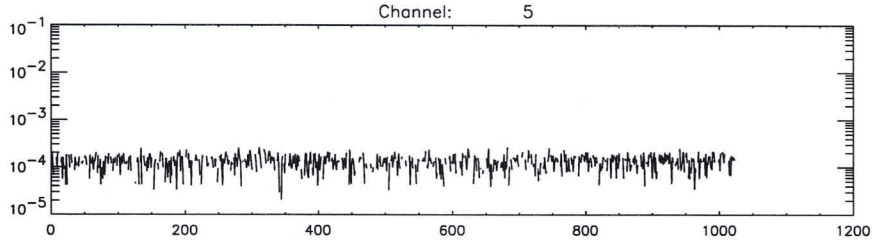
Channel: 5

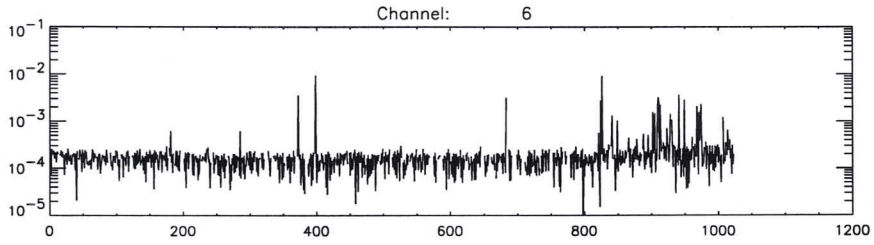
Channel: 6

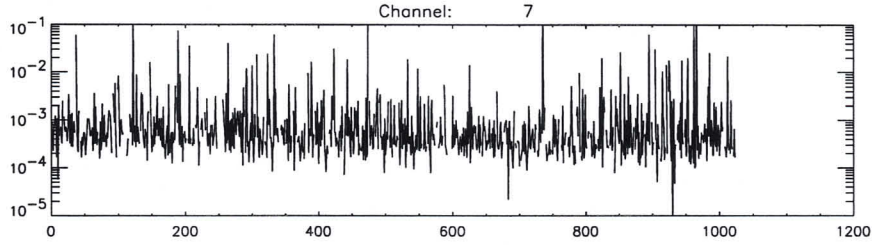
Channel: 7

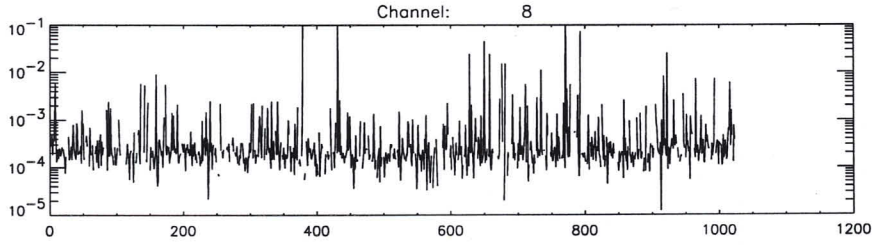
Channel: 8

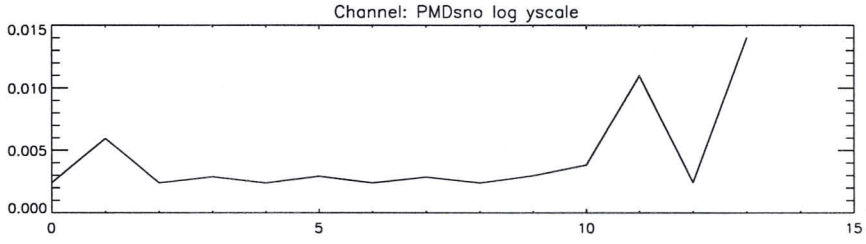
Channel: PMDsno log yscale

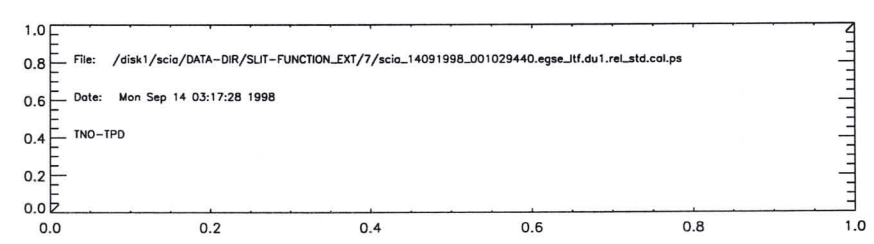
File: /disk1/scia/DATA-DIR/SLIT-FUNCTION_EXT/7/scia_14091998_001029440.egse_ltf.du1.rel_std.cal.ps
Date: Mon Sep 14 03:17:28 1998
TNO-TPD

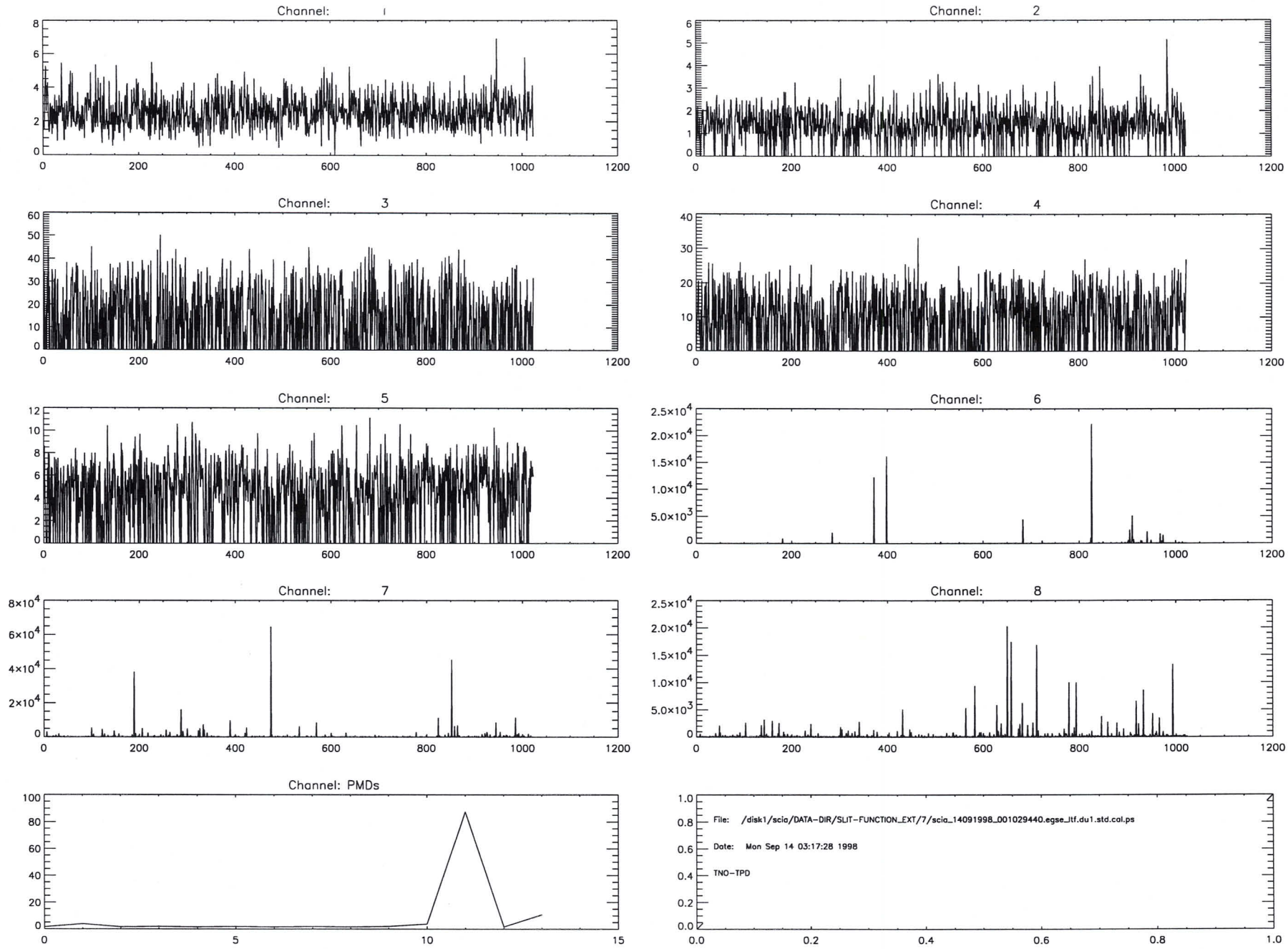
Channel: 1
Channel: 2
Channel: 3
Channel: 4
Channel: 5
Channel: 6
Channel: 7
Channel: 8
Channel: PMDs
File: /disk1/scia/DATA-DIR/SLIT-FUNCTION_EXT/7/scia_14091998_001029440.egse_itf.du1.std.cal.ps
Date: Mon Sep 14 03:17:28 1998
TNO-TPD

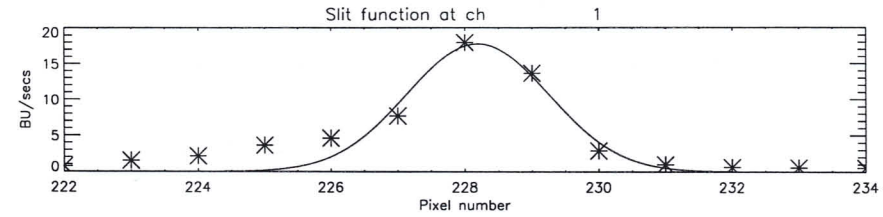
Slit function at ch 1
BU/secs
Pixel number

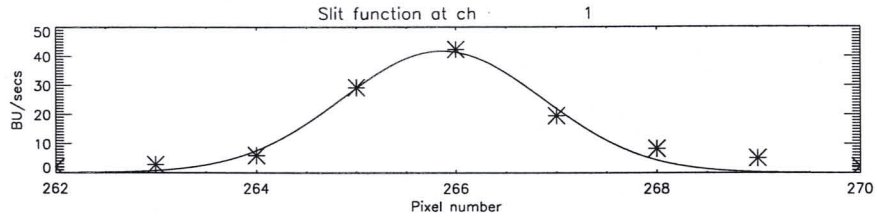
Slit function at ch 1
BU/secs
Pixel number

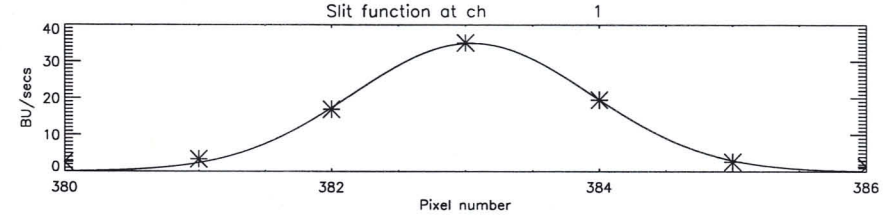
Slit function at ch 1
BU/secs
Pixel number

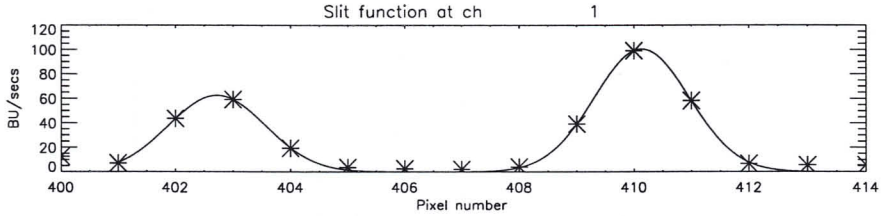
Slit function at ch 1
BU/secs
Pixel number

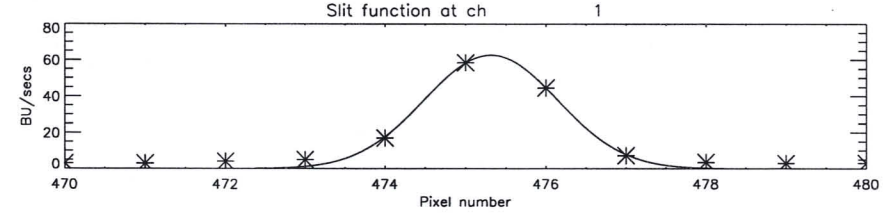
Slit function at ch 1
BU/secs
Pixel number

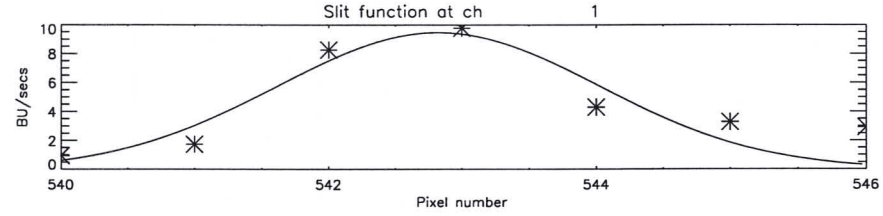
Slit function at ch 1
BU/secs
Pixel number

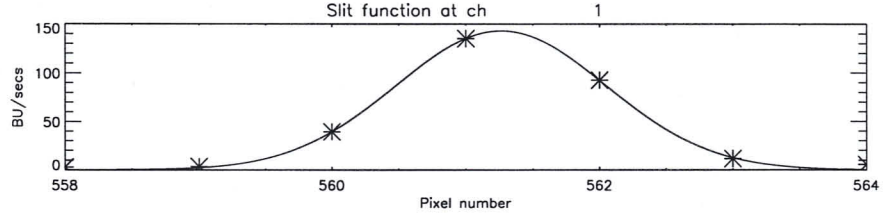
Slit function at ch 1
BU/secs
Pixel number

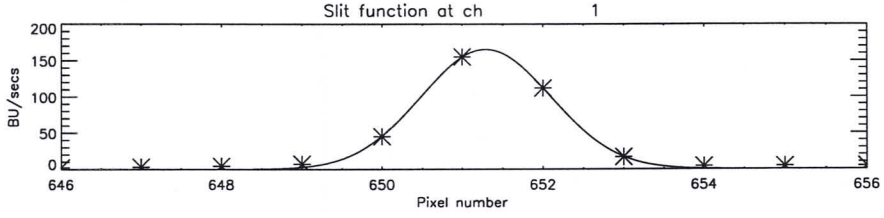
Slit function at ch 1
BU/secs
Pixel number

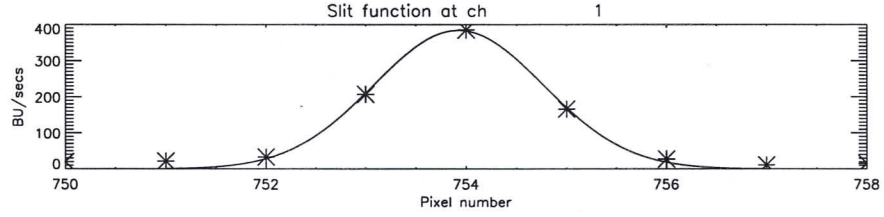
Slit function at ch 1
BU/secs
Pixel number

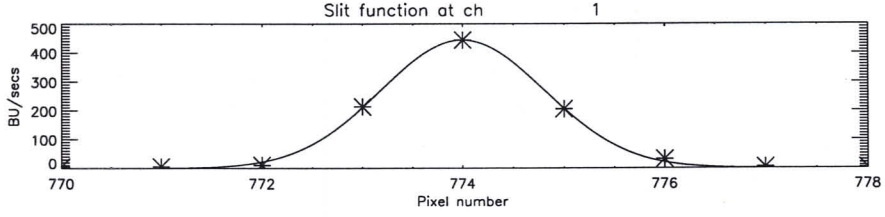
Slit function at ch 1
BU/secs
Pixel number

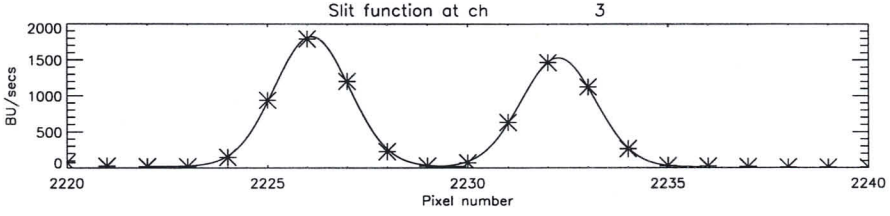
Slit function at ch 3
BU/secs
Pixel number

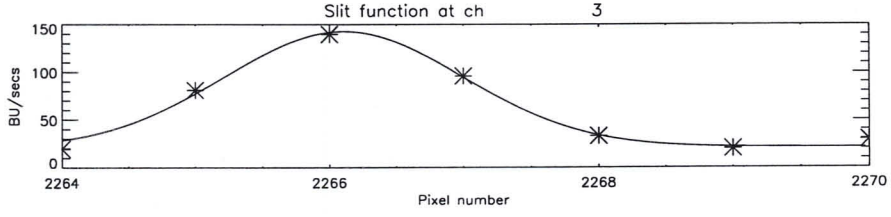
Slit function at ch 3
BU/secs
Pixel number

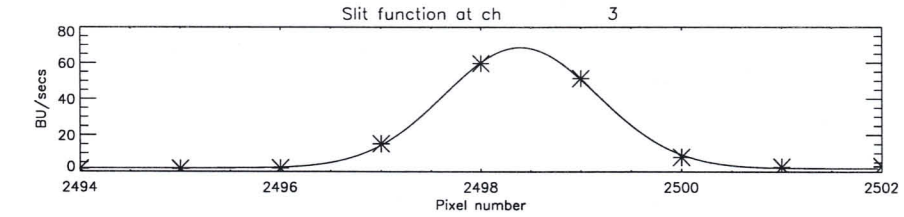
Slit function at ch 3
BU/secs
Pixel number

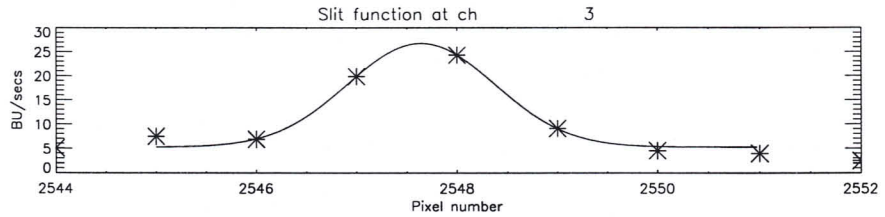
Slit function at ch 3
BU/secs
Pixel number

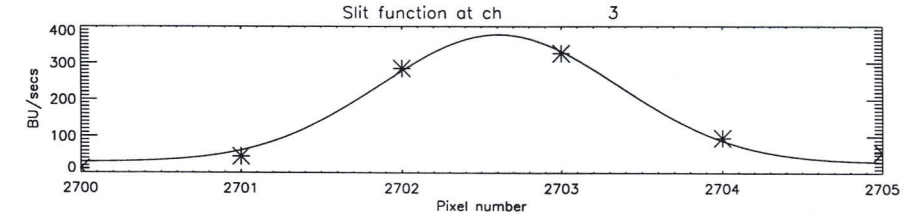
Slit function at ch 3
BU/secs
Pixel number

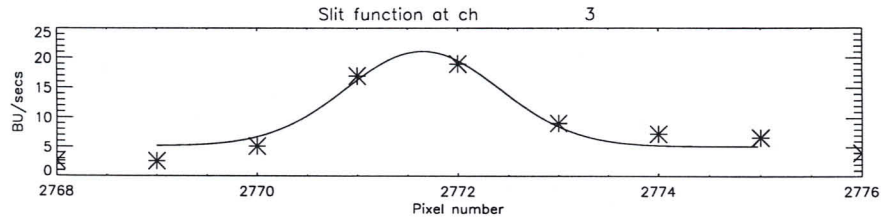
Slit function at ch 3
BU/secs
Pixel number

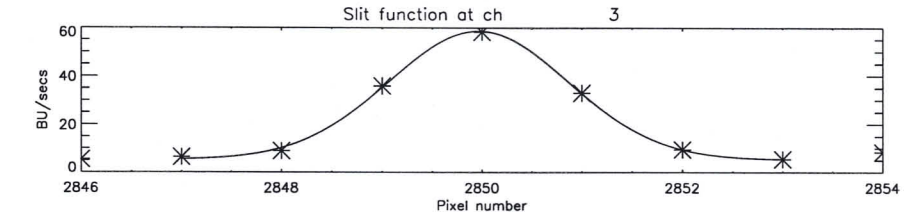
Slit function at ch 3
BU/secs
Pixel number

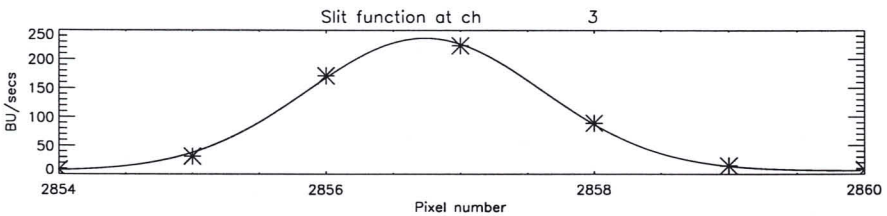
Slit function at ch 3
BU/secs
Pixel number

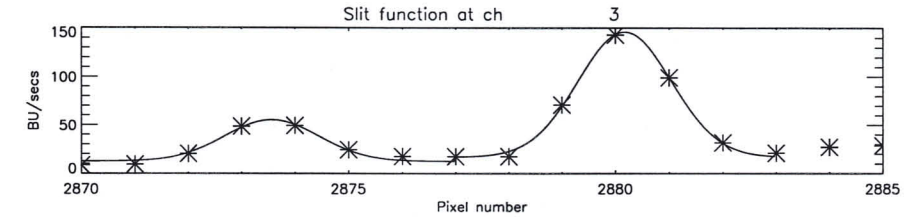
Slit function at ch 3
BU/secs
Pixel number

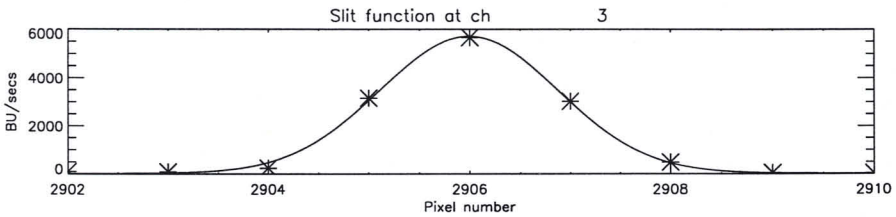
Slit function at ch 3
BU/secs
Pixel number

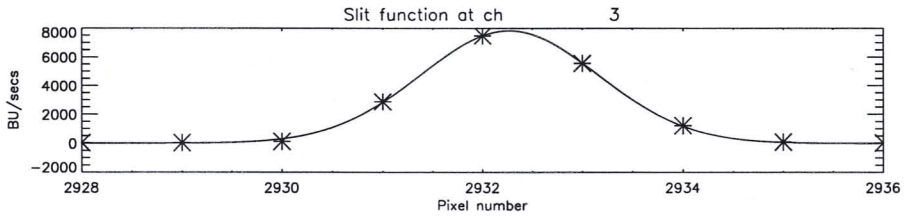
Slit function at ch 3
BU/secs
Pixel number

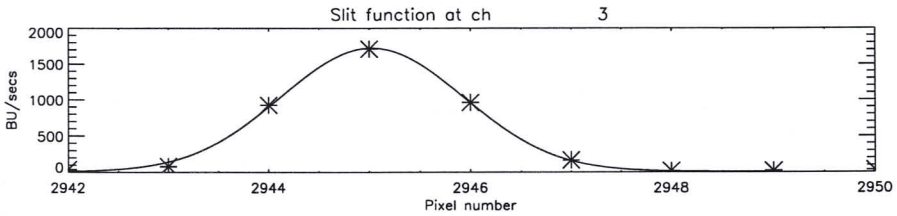
Slit function at ch 3
BU/secs
Pixel number

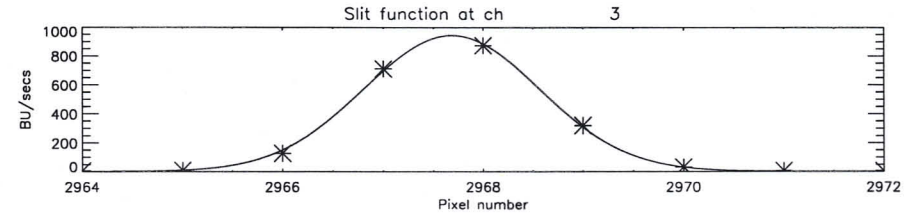
Slit function at ch 3
BU/secs
Pixel number

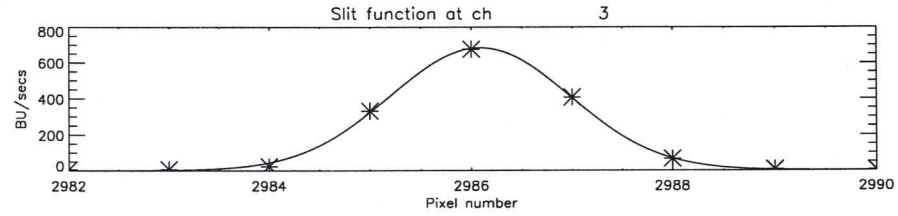
Slit function at ch 3
BU/secs
Pixel number

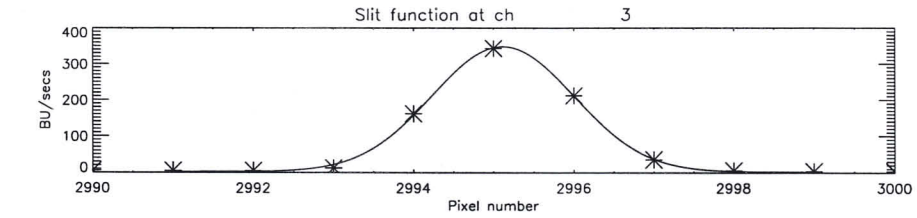
Slit function at ch 3
BU/secs
Pixel number

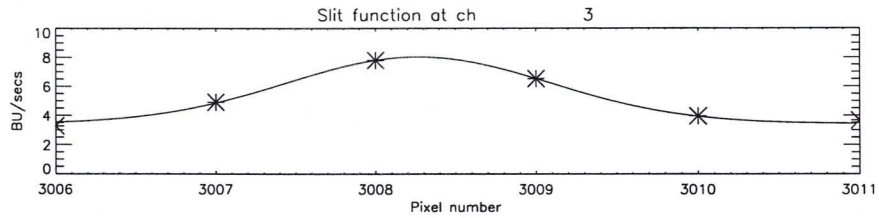
Slit function at ch 3
BU/secs
Pixel number

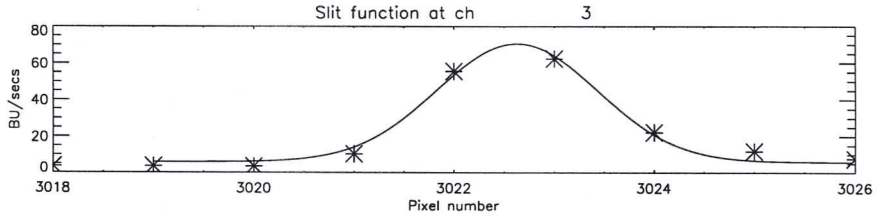
Slit function at ch 3
BU/secs
Pixel number

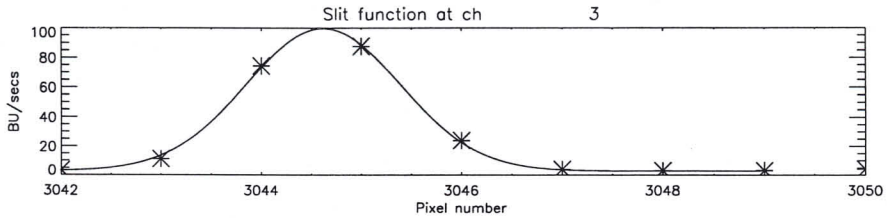
Slit function at ch 3
BU/secs
Pixel number

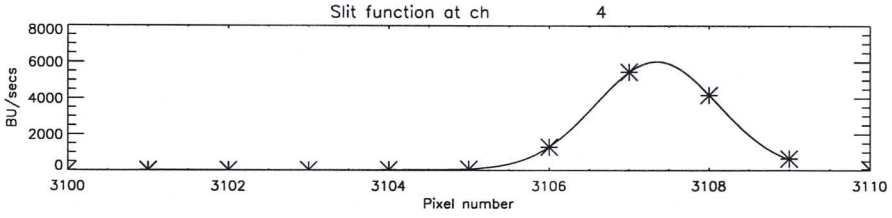
Slit function at ch 4
BU/secs
Pixel number

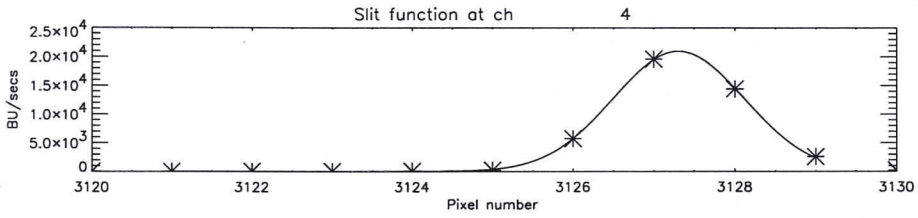
Slit function at ch 4
BU/secs
Pixel number

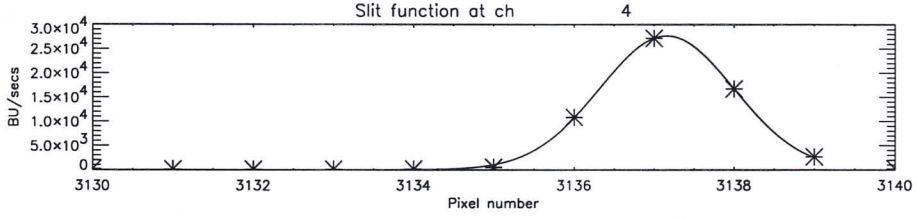
Slit function at ch 4
BU/secs
Pixel number

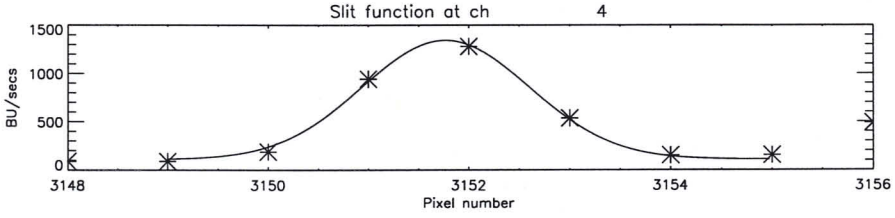
Slit function at ch 4
BU/secs
Pixel number

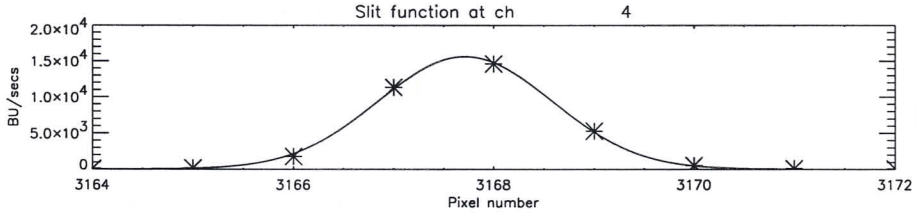
Slit function at ch 4
BU/secs
Pixel number

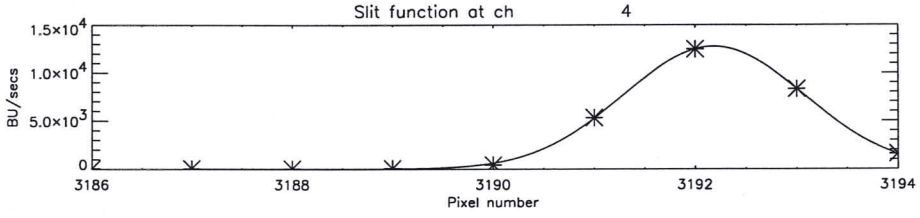
Slit function at ch 4
BU/secs
Pixel number

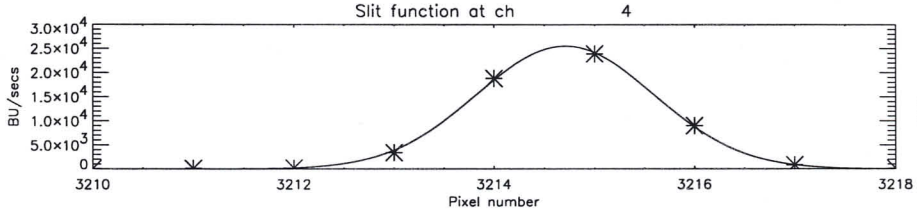
Slit function at ch 4
BU/secs
Pixel number

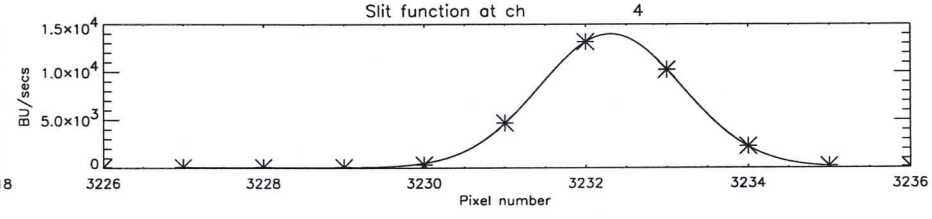
Slit function at ch 4
BU/secs
Pixel number

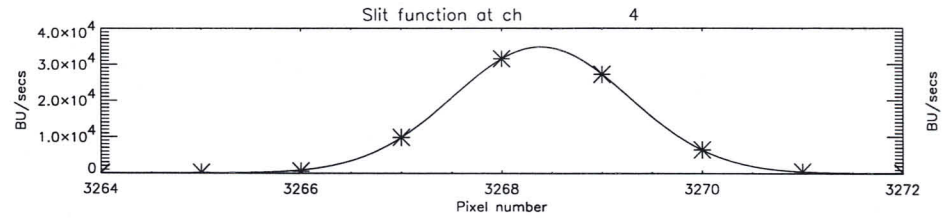
Slit function at ch 4
BU/secs
Pixel number

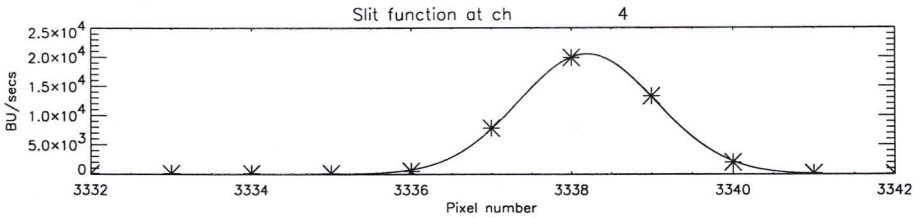
Slit function at ch 4
BU/secs
Pixel number

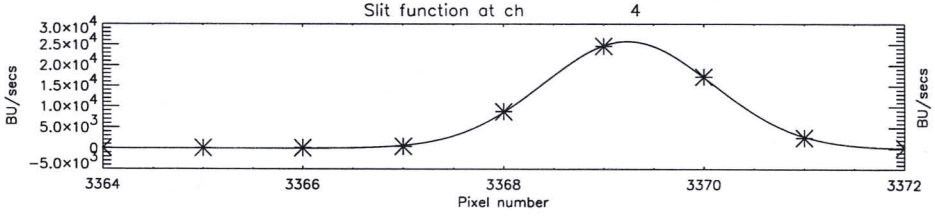
Slit function at ch 4
BU/secs
Pixel number

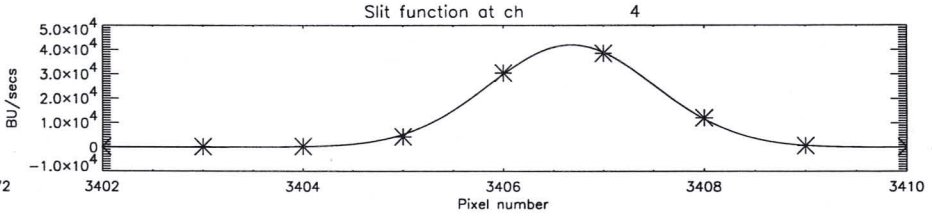
Slit function at ch 4
BU/secs
Pixel number

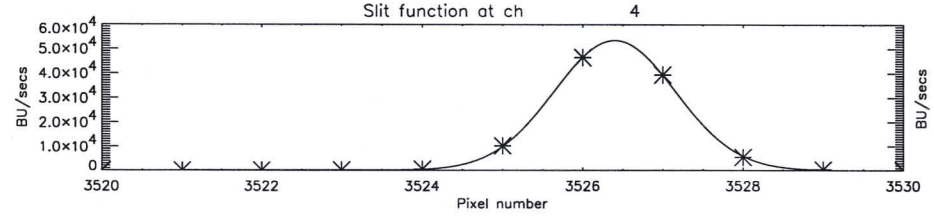
Slit function at ch 4
BU/secs
Pixel number

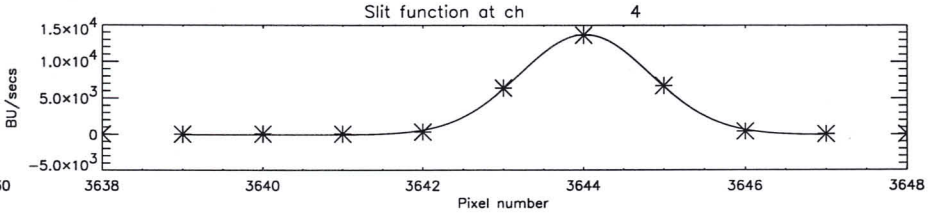
Slit function at ch 4
BU/secs
Pixel number

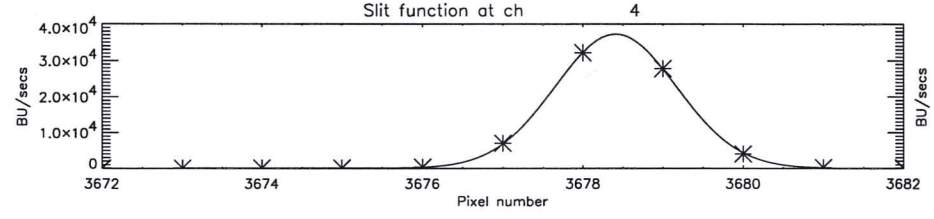
Slit function at ch 4
BU/secs
Pixel number

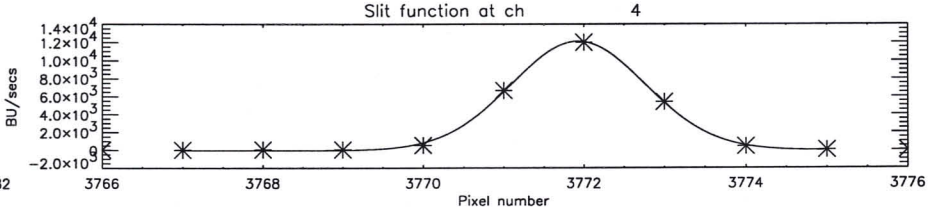
Slit function at ch 4
BU/secs
Pixel number

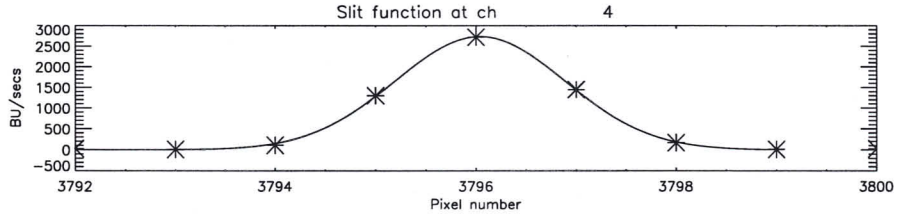
Slit function at ch 4
BU/secs
Pixel number

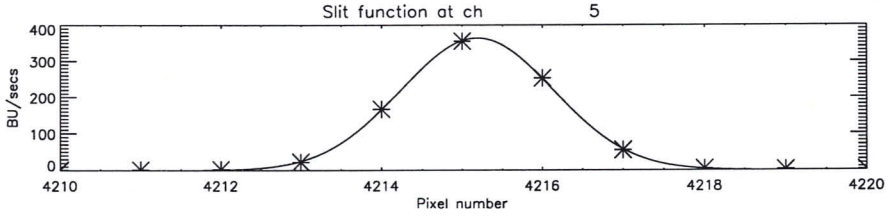
Slit function at ch 5
BU/secs
Pixel number

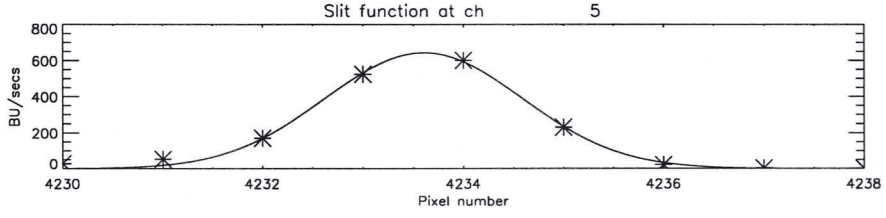
Slit function at ch 5
BU/secs
Pixel number

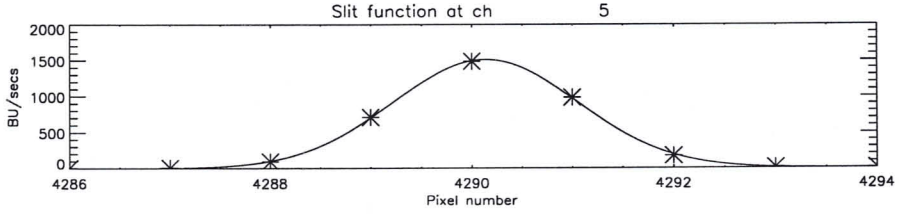
Slit function at ch 5
BU/secs
Pixel number

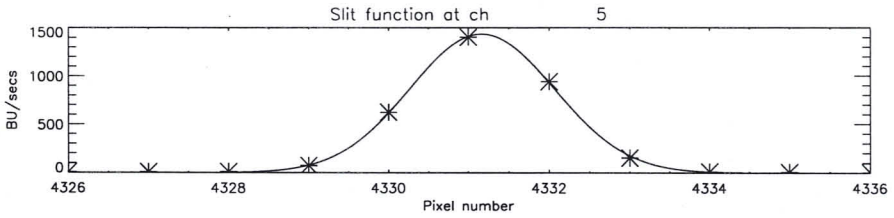
Slit function at ch 5
BU/secs
Pixel number

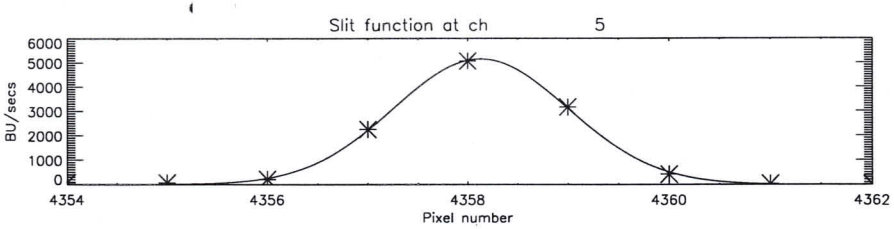
Slit function at ch 5
BU/secs
Pixel number

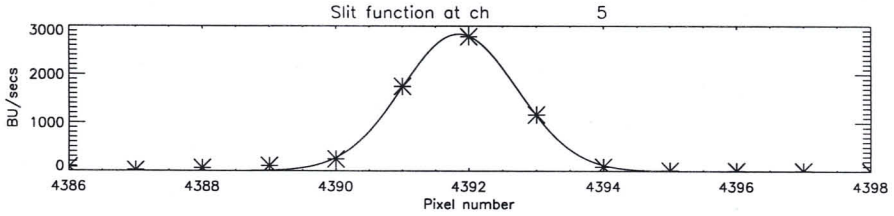
Slit function at ch 5
BU/secs
Pixel number

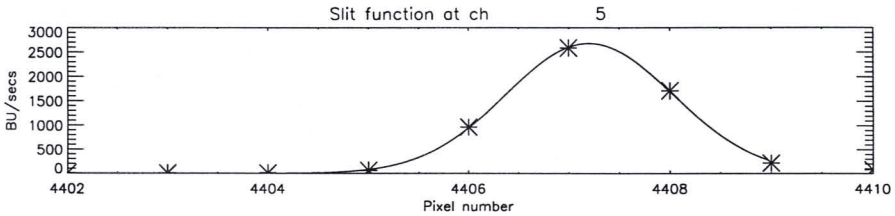
Slit function at ch 5
BU/secs
Pixel number

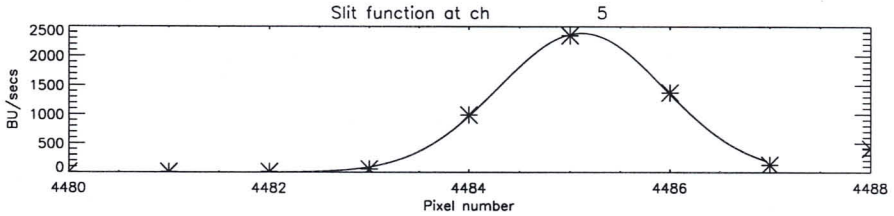
Slit function at ch 5
BU/secs
Pixel number

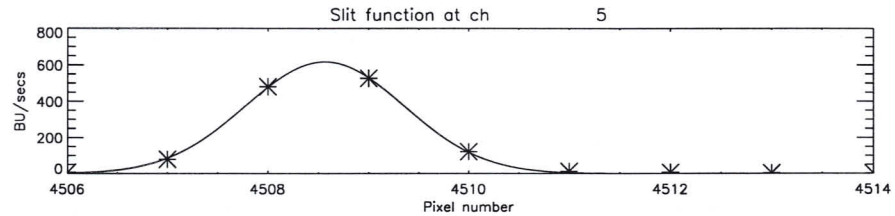
Slit function at ch 5
BU/secs
Pixel number

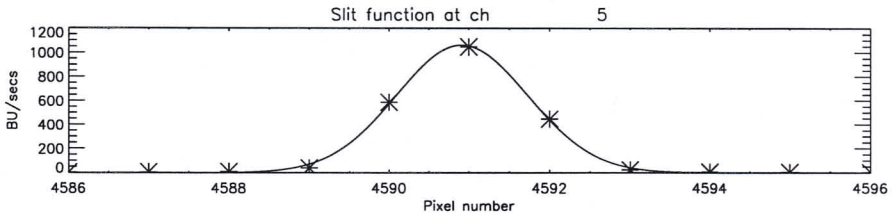
Slit function at ch 5
BU/secs
Pixel number

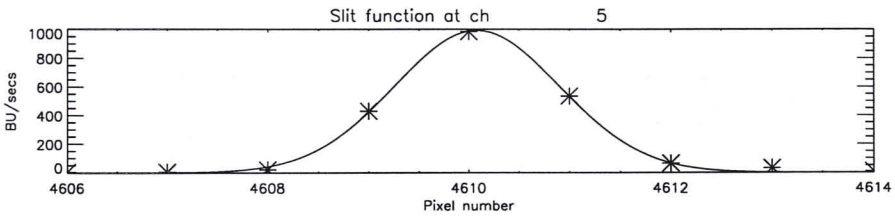
Slit function at ch 5
BU/secs
Pixel number

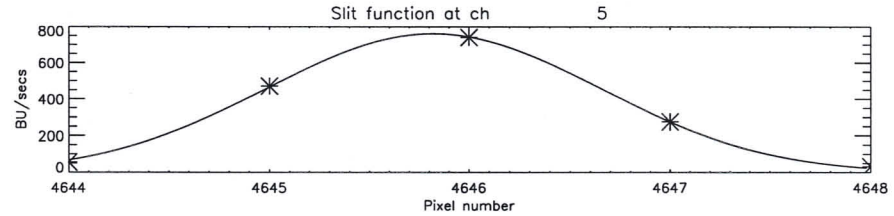
Slit function at ch 5
BU/secs
Pixel number

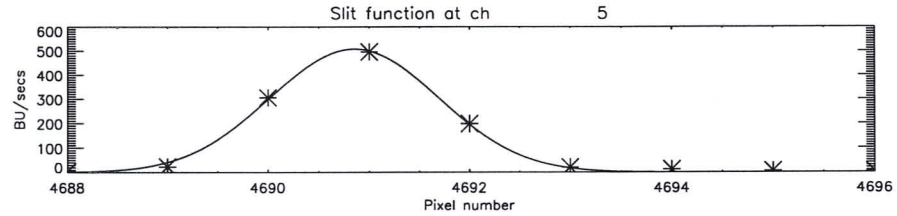
Slit function at ch 5
BU/secs
Pixel number

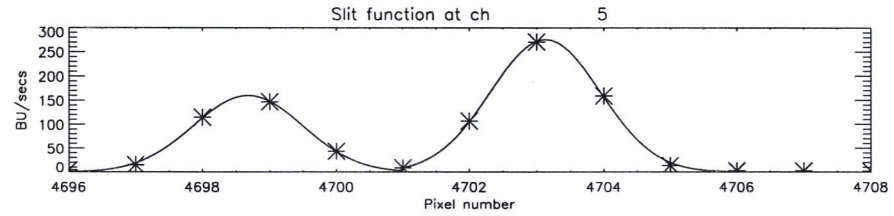
Slit function at ch 5
BU/secs
Pixel number

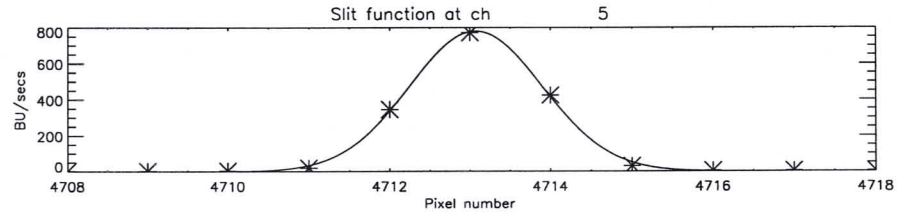
Slit function at ch 5
BU/secs
Pixel number

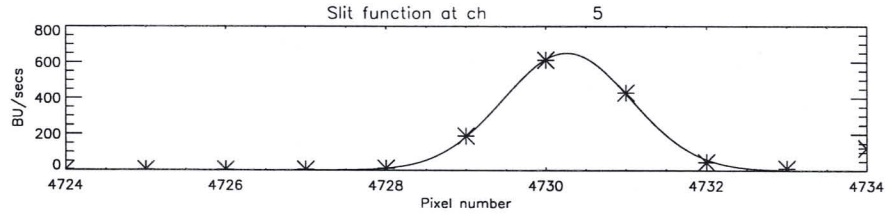
Slit function at ch 5
BU/secs
Pixel number

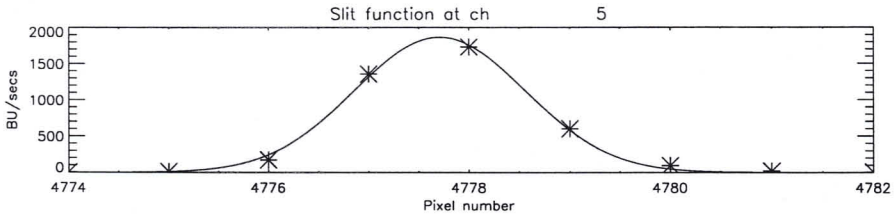
Slit function at ch 5
BU/secs
Pixel number

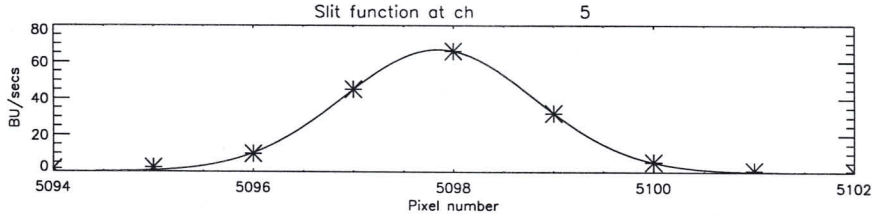
Slit function at ch 5
BU/secs
Pixel number

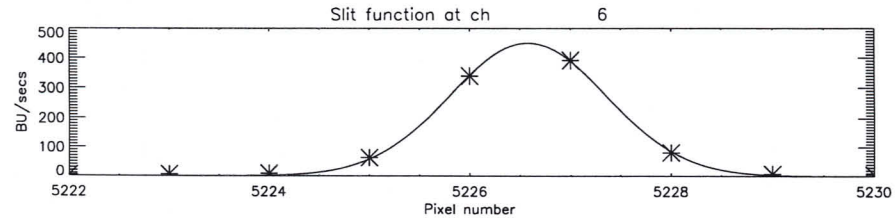
Slit function at ch 6
BU/secs
Pixel number

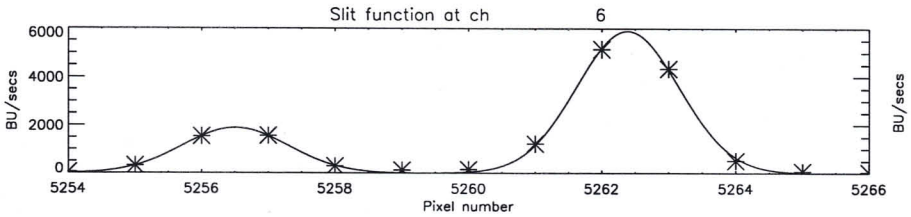
Slit function at ch 6
BU/secs
Pixel number

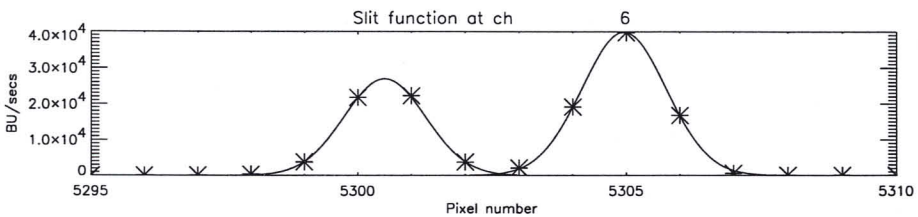
Slit function at ch 6
BU/secs
Pixel number

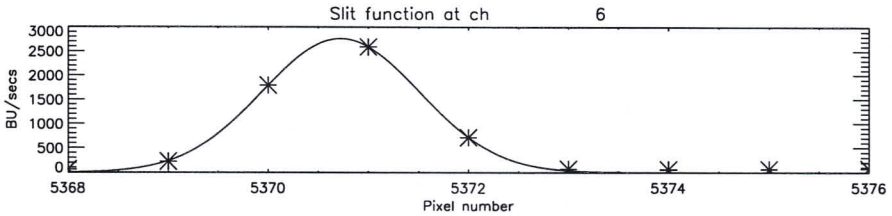
Slit function at ch 6
BU/secs
Pixel number

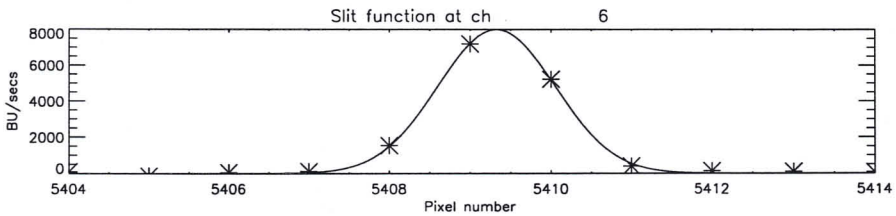
Slit function at ch 6
BU/secs
Pixel number

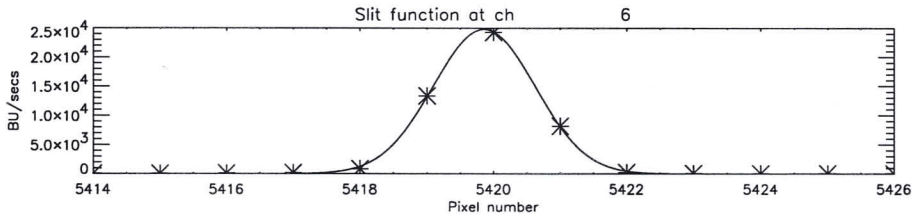
Slit function at ch 6
BU/secs
Pixel number

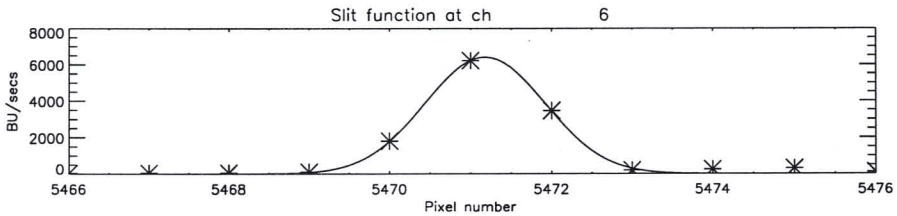
Slit function at ch 6
BU/secs
Pixel number

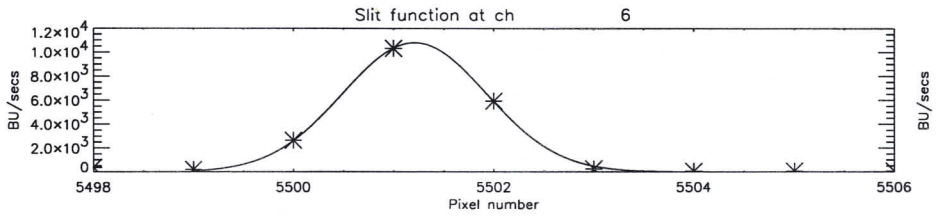
Slit function at ch 6
BU/secs
Pixel number

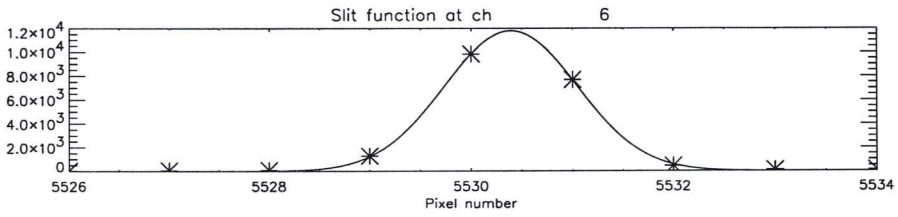
Slit function at ch 6
BU/secs
Pixel number

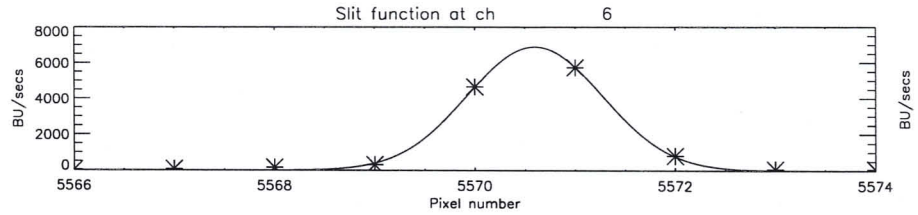
Slit function at ch 6
BU/secs
Pixel number

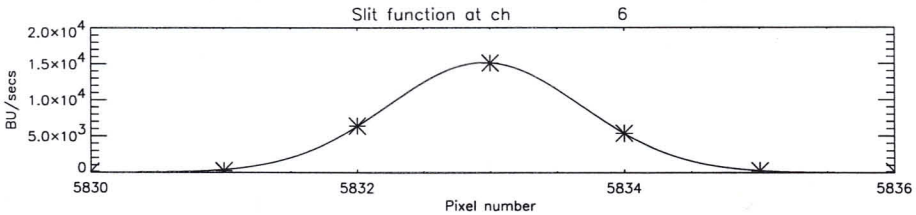
Slit function at ch 6
BU/secs
Pixel number

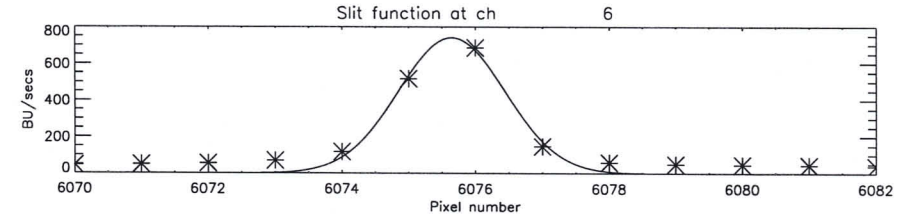
Slit function at ch 6
BU/secs
Pixel number

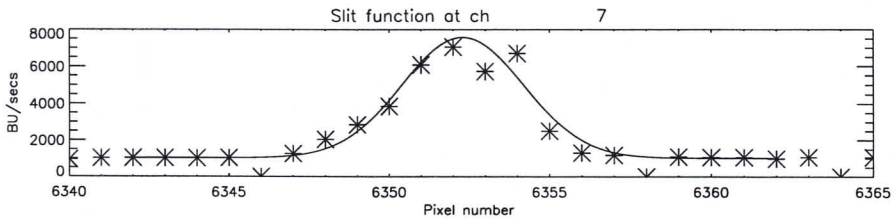
Slit function at ch 7
BU/secs
Pixel number

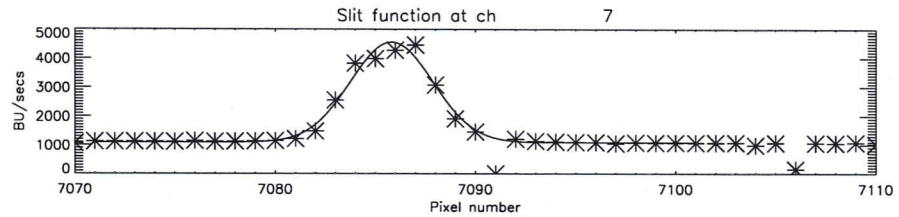
Slit function at ch 7
BU/secs
Pixel number

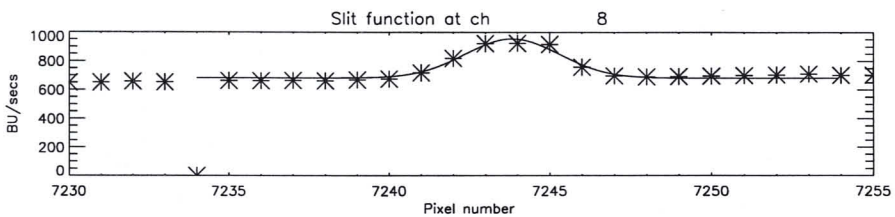
Slit function at ch 8
BU/secs
Pixel number

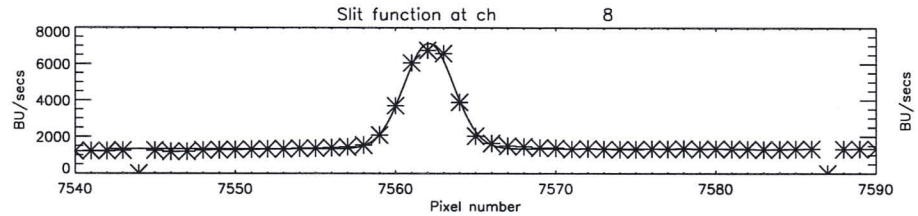
Slit function at ch 8
BU/secs
Pixel number

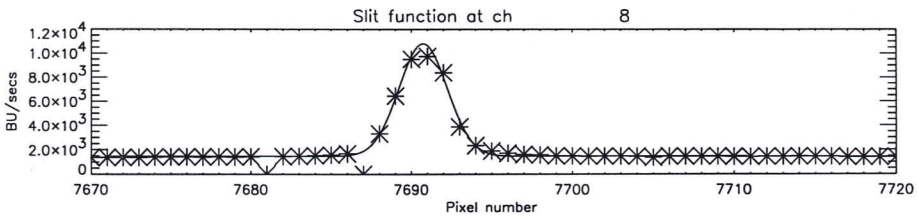
Slit function at ch 8
BU/secs
Pixel number

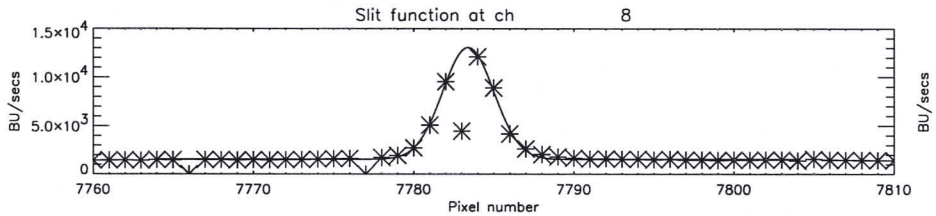
Slit function at ch 8
BU/secs
Pixel number

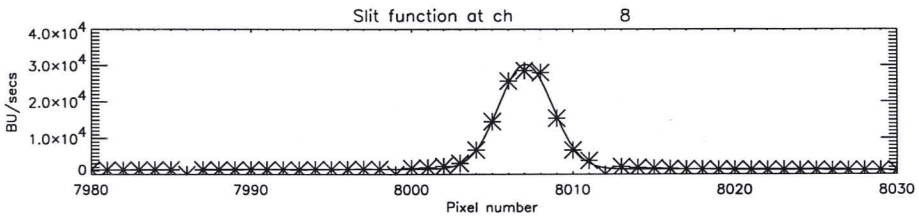
Slit function at ch 8
BU/secs
Pixel number

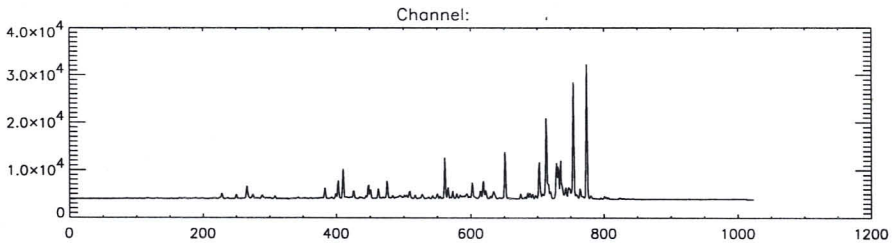
Channel:
4.0x10^4
3.0x10^4
2.0x10^4
1.0x10^4
0
0
200
400
600
800
1000
1200

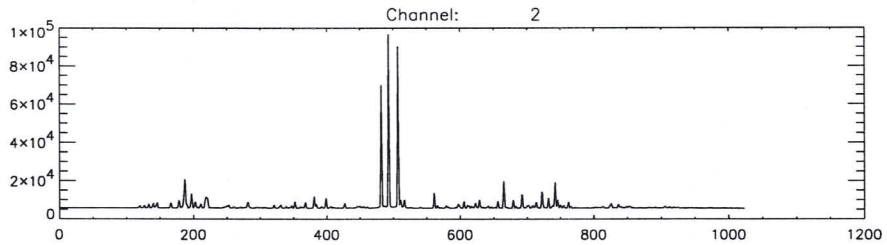
Channel: 2
1x10^5
8x10^4
6x10^4
4x10^4
2x10^4
0
0
200
400
600
800
1000
1200

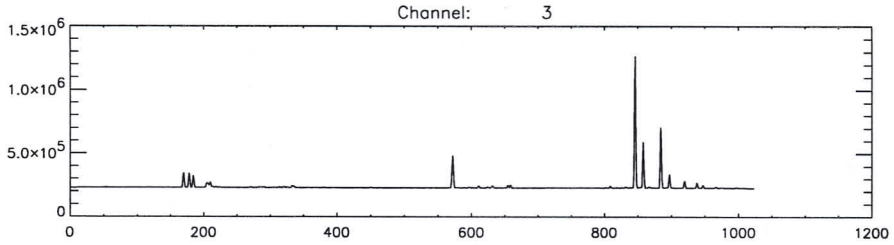
Channel: 3
1.5x10^6
1.0x10^6
5.0x10^5
0
0
200
400
600
800
1000
1200

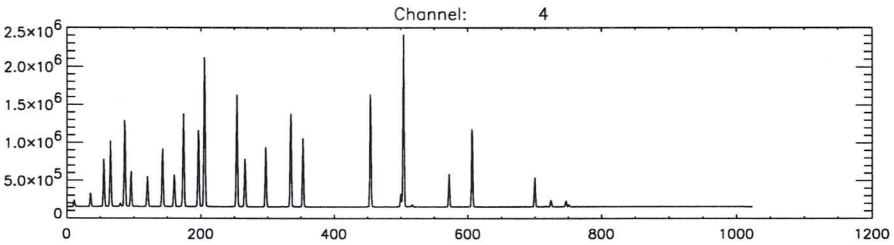
Channel: 4
2.5x10^6
2.0x10^6
1.5x10^6
1.0x10^6
5.0x10^5
0
0
200
400
600
800
1000
1200

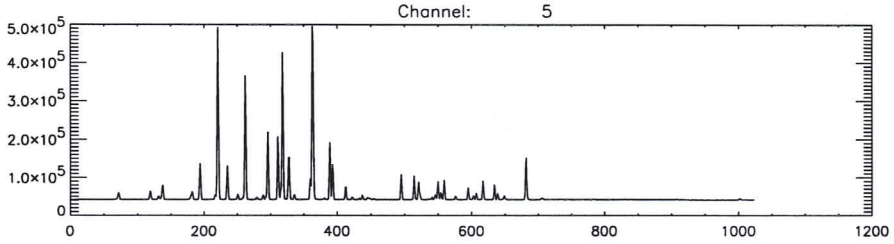
Channel: 5
5.0x10^5
4.0x10^5
3.0x10^5
2.0x10^5
1.0x10^5
0
0
200
400
600
800
1000
1200

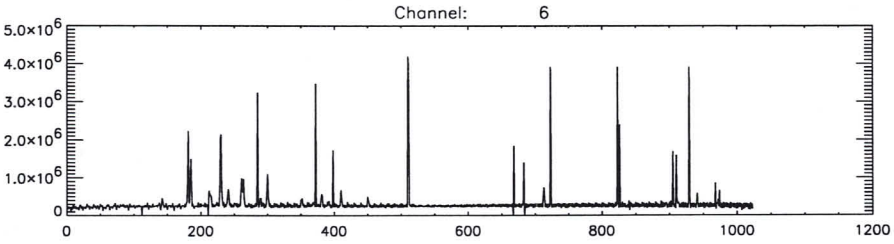
Channel: 6
5.0x10^6
4.0x10^6
3.0x10^6
2.0x10^6
1.0x10^6
0
0
200
400
600
800
1000
1200

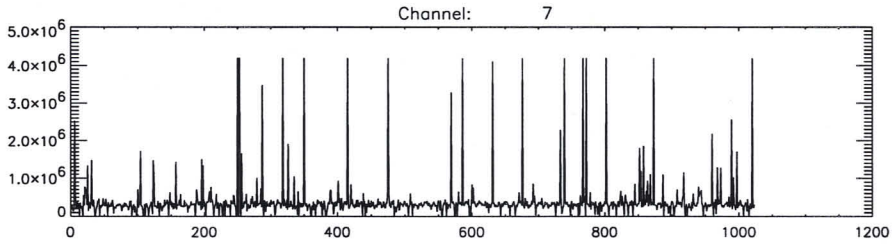
Channel: 7
5.0x10^6
4.0x10^6
3.0x10^6
2.0x10^6
1.0x10^6
0
0
200
400
600
800
1000
1200

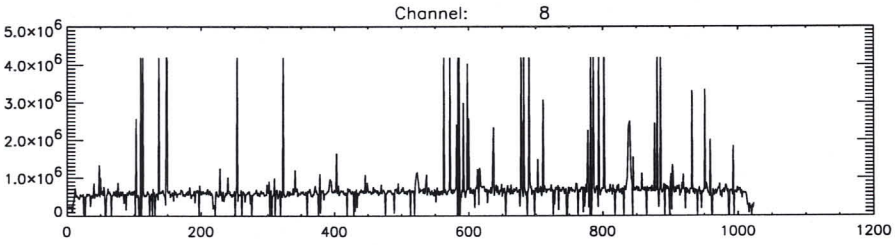
Channel: 8
5.0x10^6
4.0x10^6
3.0x10^6
2.0x10^6
1.0x10^6
0
0
200
400
600
800
1000
1200

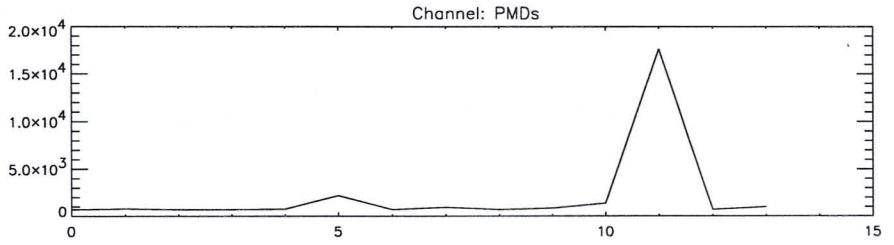
Channel: PMDs
2.0x10^4
1.5x10^4
1.0x10^4
5.0x10^3
0
0
5
10
15

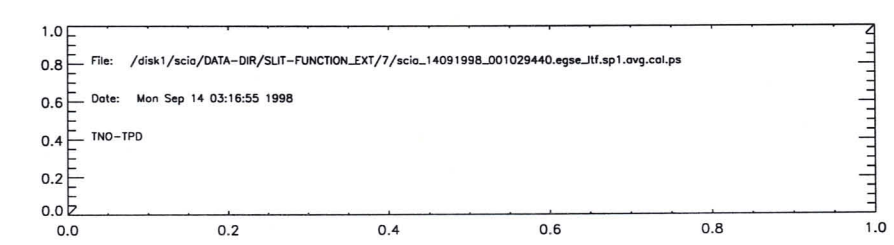
1.0
0.8
0.6
0.4
0.2
0.0
File: /disk1/scia/DATA-DIR/SLIT-FUNCTION_EXT/7/scia_14091998_001029440.egse_ltf.sp1.avg.cal.ps
Date: Mon Sep 14 03:16:55 1998
TNO-TPD
0.0
0.2
0.4
0.6
0.8
1.0

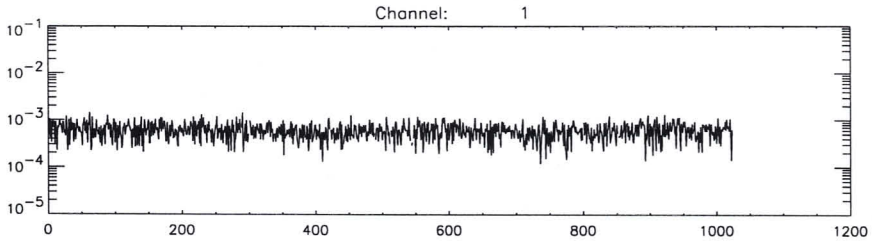
Channel: 1

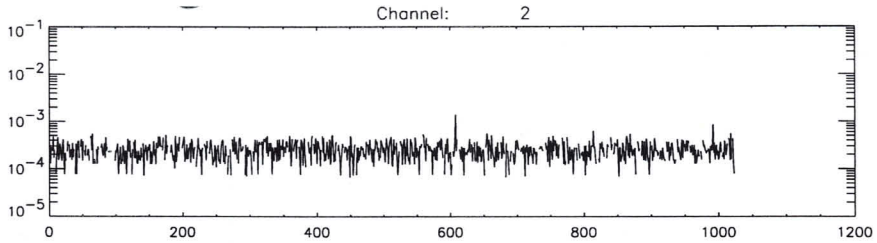
Channel: 2

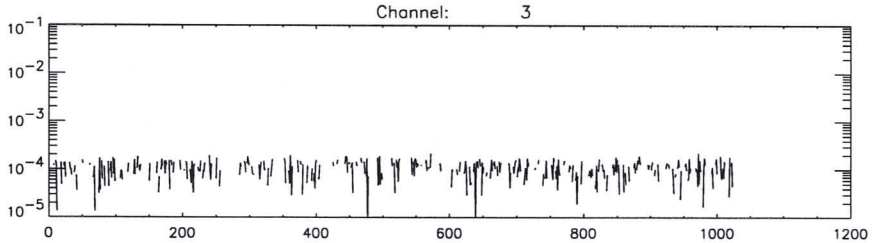
Channel: 3

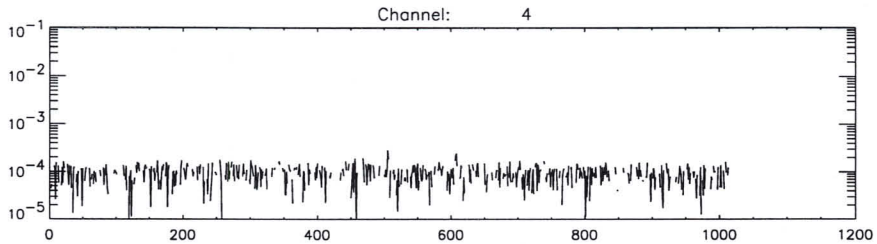
Channel: 4

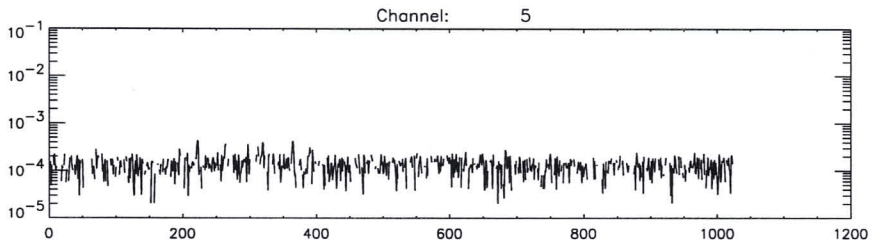
Channel: 5

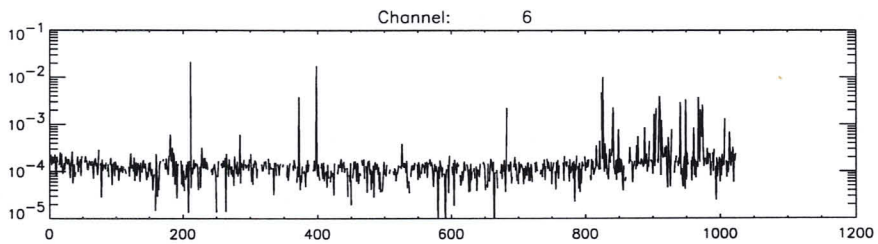
Channel: 6

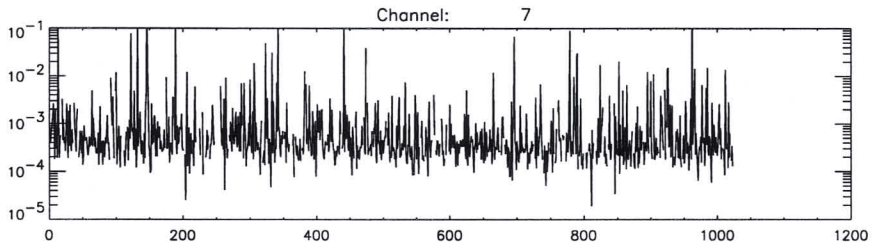
Channel: 7

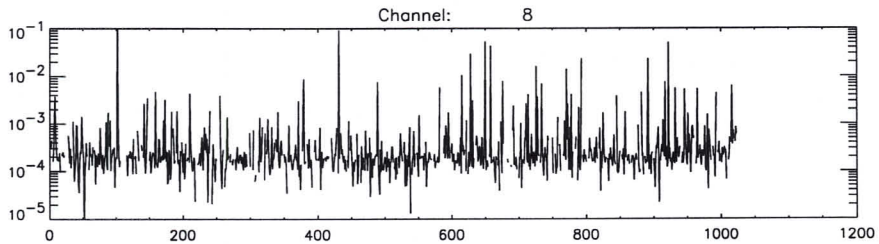
Channel: 8

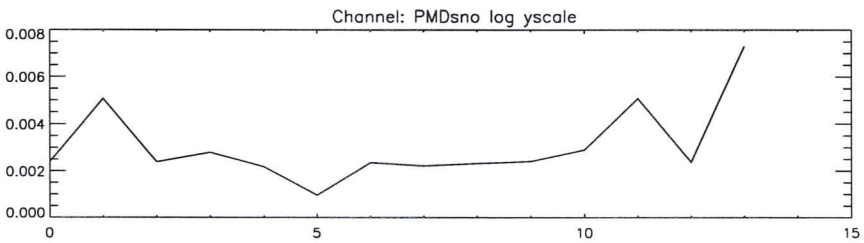
Channel: PMDsno log yscale

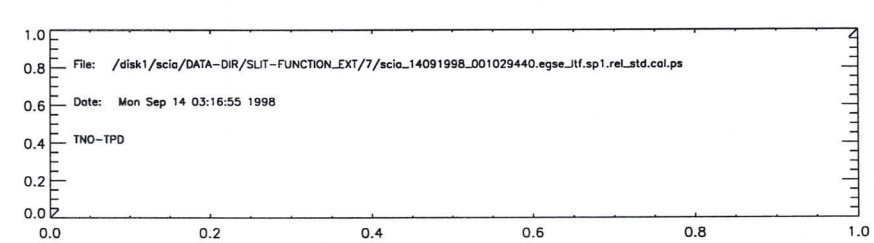
File: /disk1/scia/DATA-DIR/SLIT-FUNCTION_EXT/7/scia_14091998_001029440.egse_itf.sp1.rel_std.col.ps
Date: Mon Sep 14 03:16:55 1998
TNO-TPD

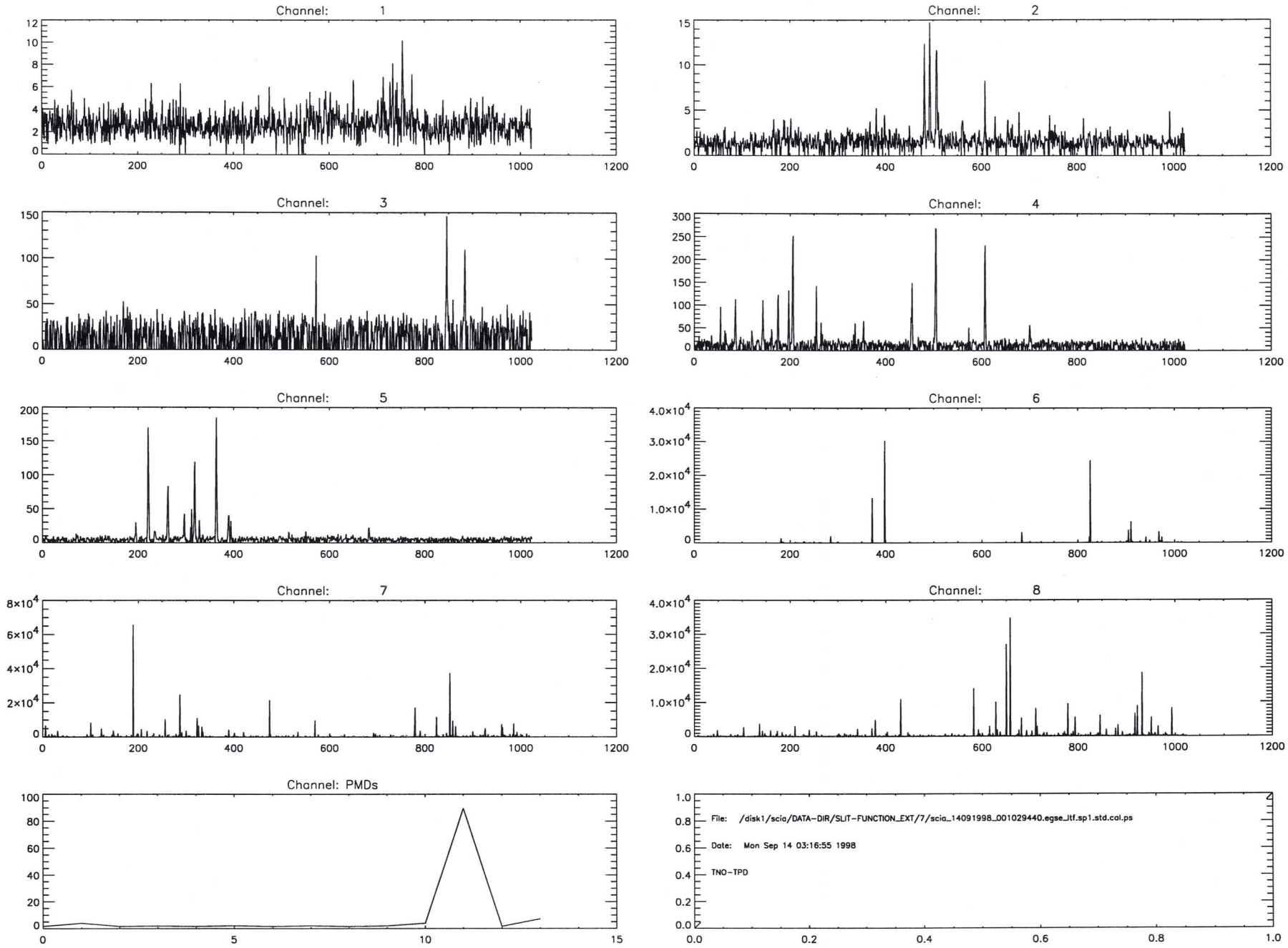
Channel: 1
Channel: 2
Channel: 3
Channel: 4
Channel: 5
Channel: 6
Channel: 7
Channel: 8
Channel: PMDs
File: /disk1/scia/DATA-DIR/SLIT-FUNCTION_EXT/7/scia_14091998_001029440.egse_itf.sp1.std.cal.ps
Date: Mon Sep 14 03:16:55 1998
TNO-TPD

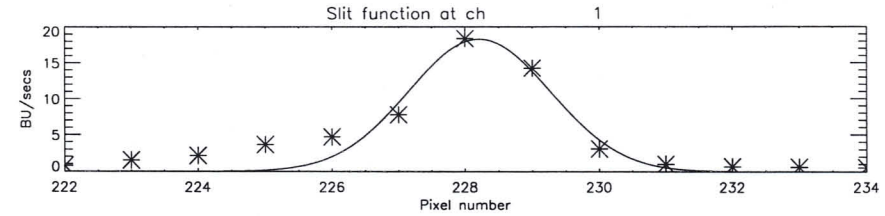
Slit function at ch 1
BU/secs
Pixel number

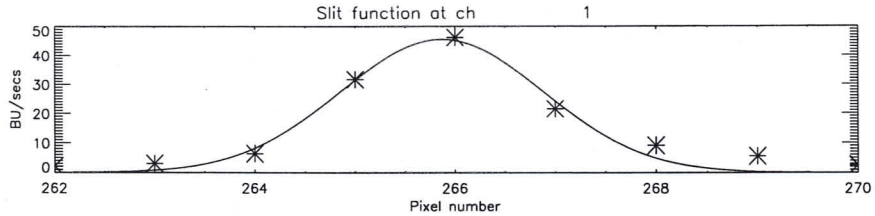
Slit function at ch 1
BU/secs
Pixel number

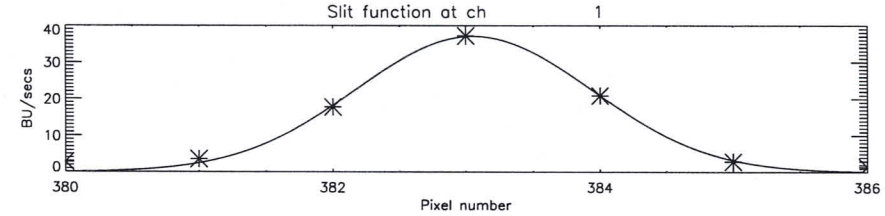
Slit function at ch 1
BU/secs
Pixel number

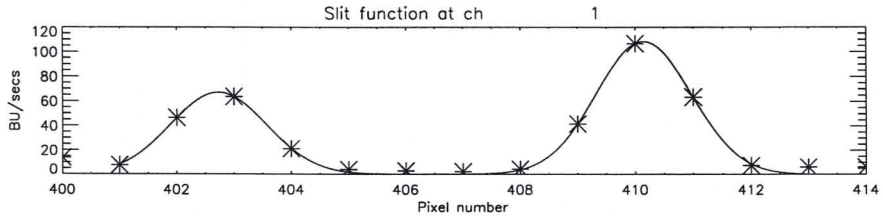
Slit function at ch 1
BU/secs
Pixel number

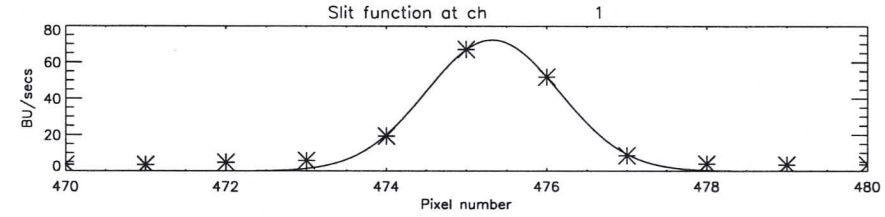
Slit function at ch 1
BU/secs
Pixel number

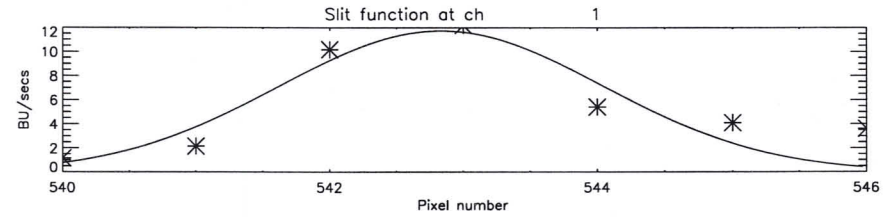
Slit function at ch 1
BU/secs
Pixel number

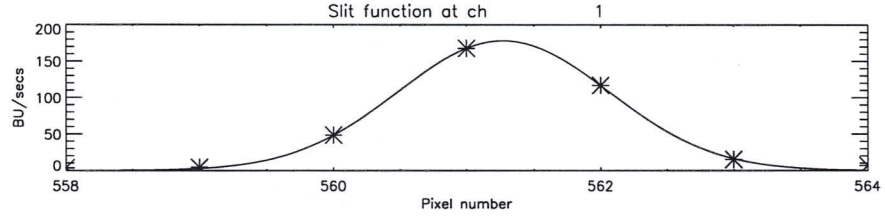
Slit function at ch 1
BU/secs
Pixel number

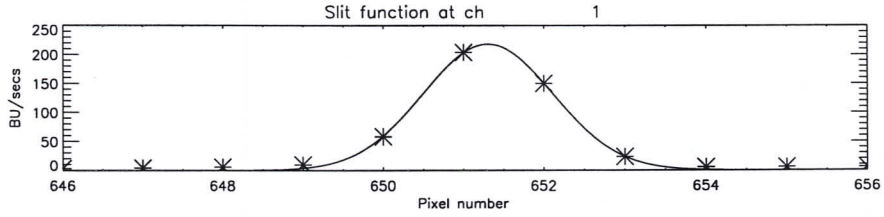
Slit function at ch 1
BU/secs
Pixel number

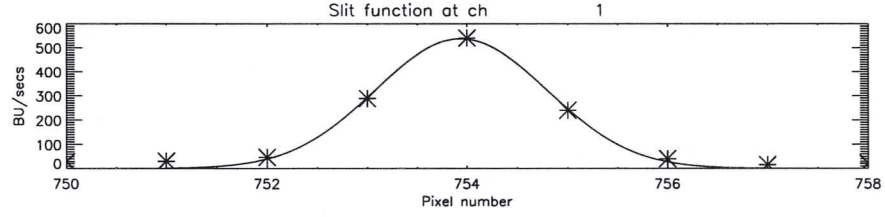
Slit function at ch 1
BU/secs
Pixel number

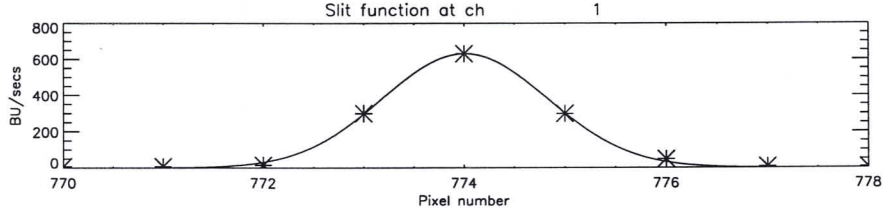
Slit function at ch 1
BU/secs
Pixel number

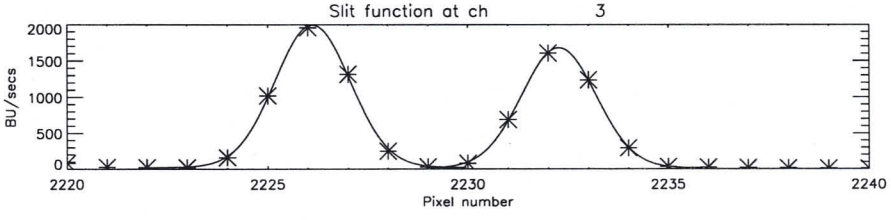
Slit function at ch 3
BU/secs
Pixel number

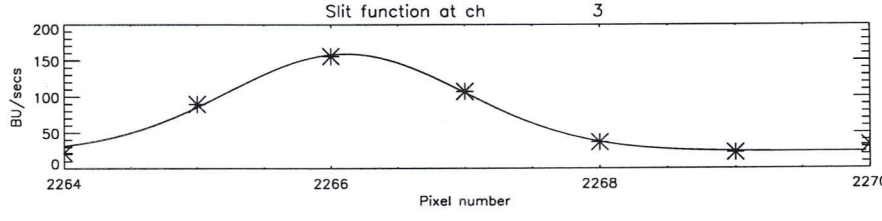
Slit function at ch 3
BU/secs
Pixel number

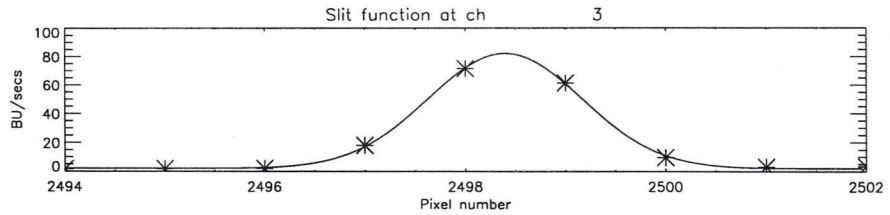
Slit function at ch 3
BU/secs
Pixel number

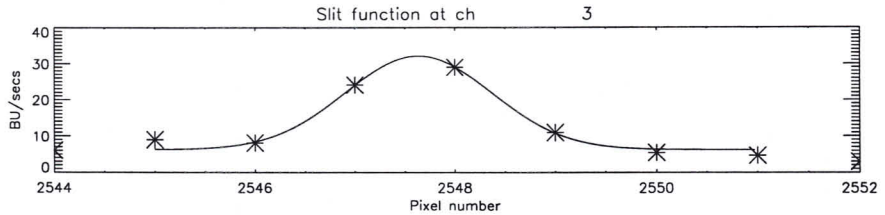
Slit function at ch 3
BU/secs
Pixel number

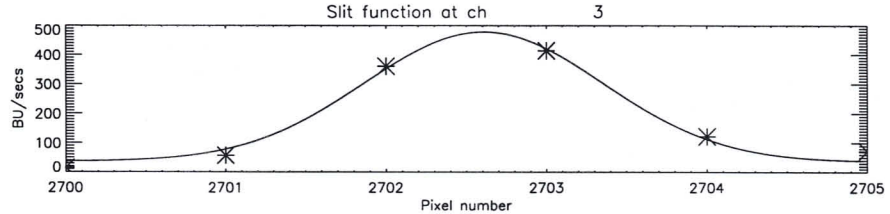
Slit function at ch 3
BU/secs
Pixel number

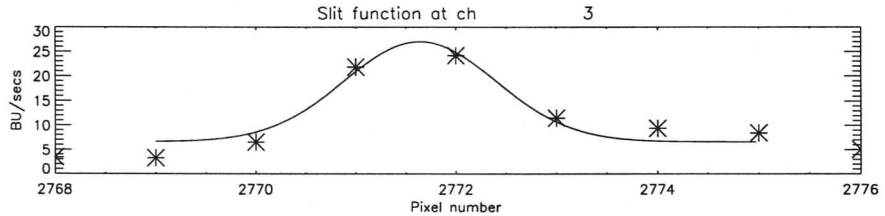
Slit function at ch 3
BU/secs
Pixel number

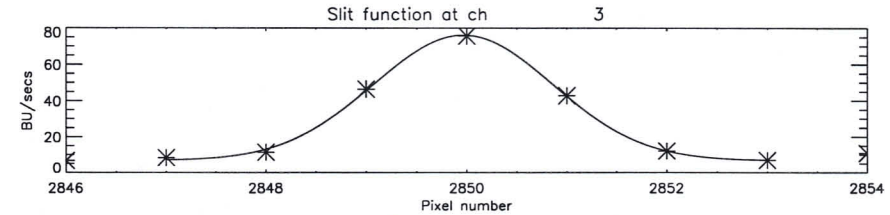
Slit function at ch 3
BU/secs
Pixel number

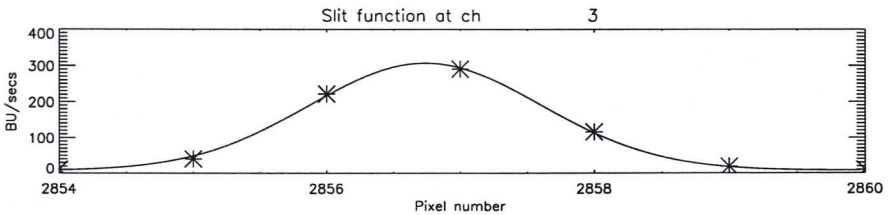
Slit function at ch 3
BU/secs
Pixel number

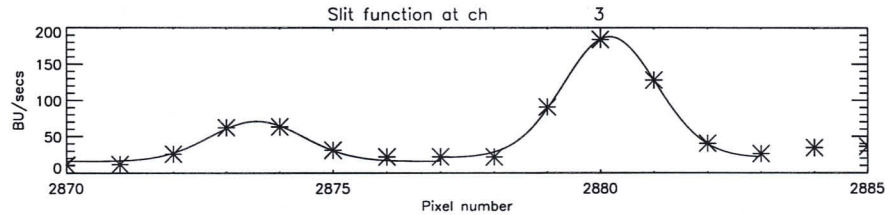
Slit function at ch 3
BU/secs
Pixel number

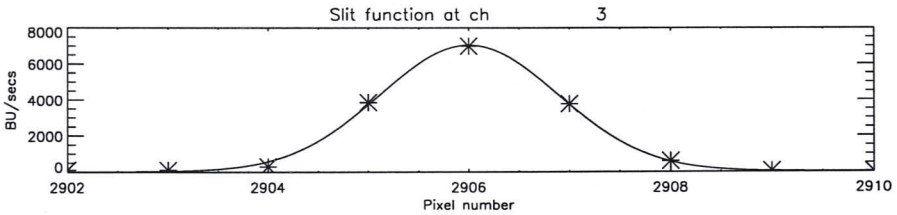
Slit function at ch 3
BU/secs
Pixel number

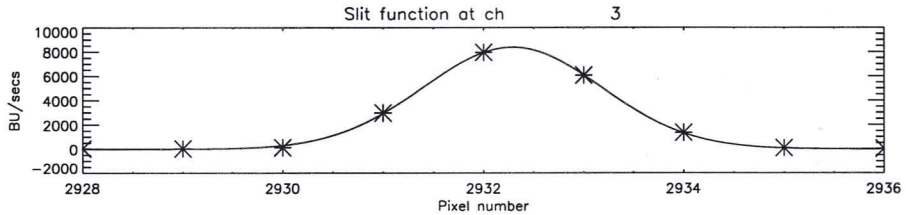
Slit function at ch 3
BU/secs
Pixel number

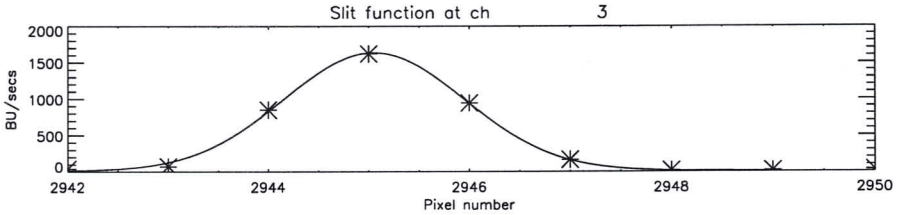
Slit function at ch 3
BU/secs
Pixel number

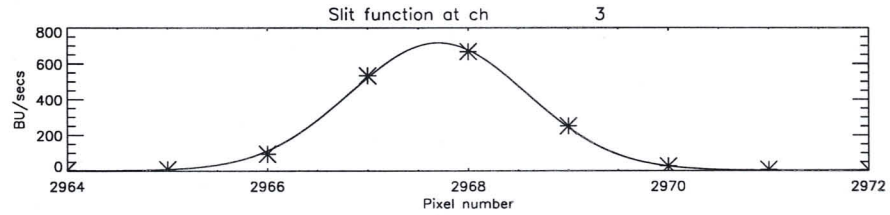
Slit function at ch 3
BU/secs
Pixel number

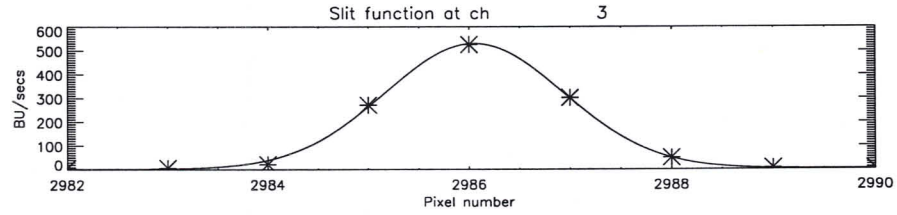
Slit function at ch 3
BU/secs
Pixel number

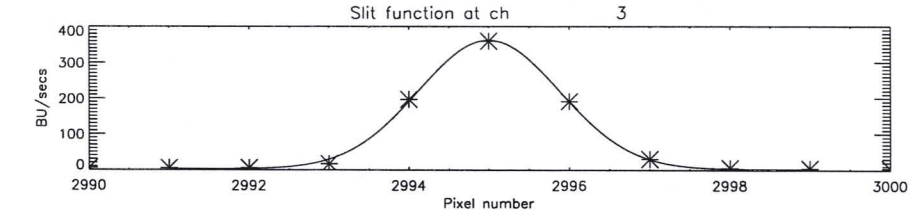
Slit function at ch 3
BU/secs
Pixel number

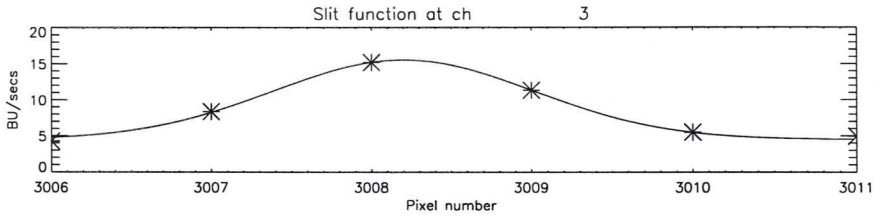
Slit function at ch 3
BU/secs
Pixel number

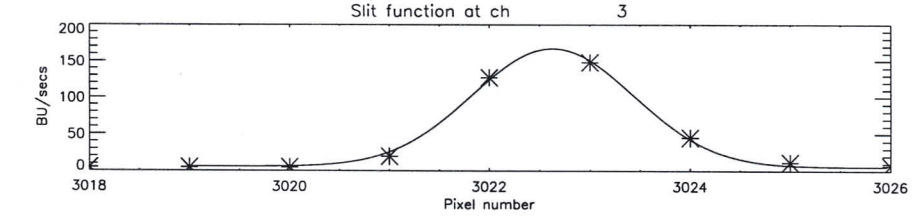
Slit function at ch 3
BU/secs
Pixel number

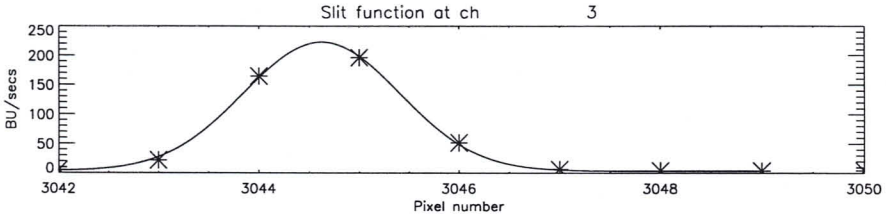
Slit function at ch 3
BU/secs
Pixel number

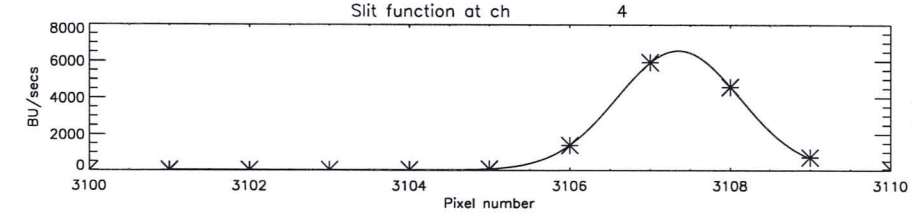
Slit function at ch 4
BU/secs
Pixel number

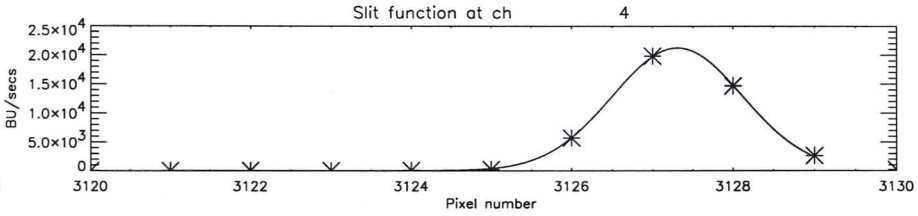
Slit function at ch 4
BU/secs
Pixel number

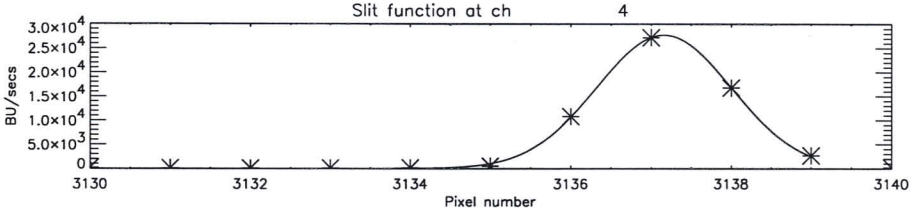
Slit function at ch 4
BU/secs
Pixel number

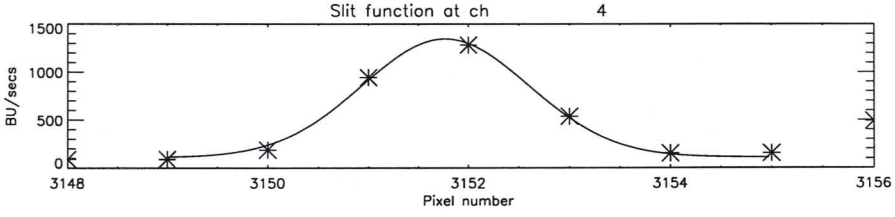
Slit function at ch 4
BU/secs
Pixel number

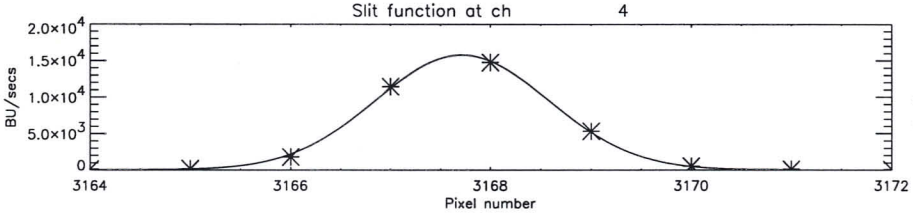
Slit function at ch 4
BU/secs
Pixel number

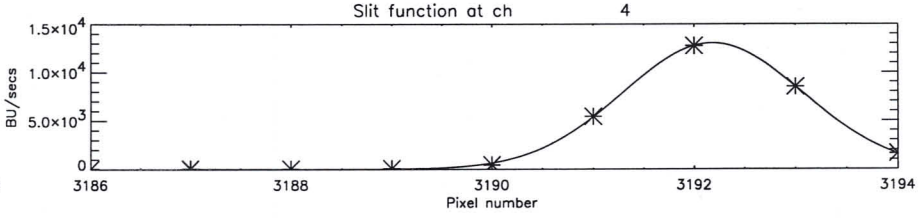
Slit function at ch 4
BU/secs
Pixel number

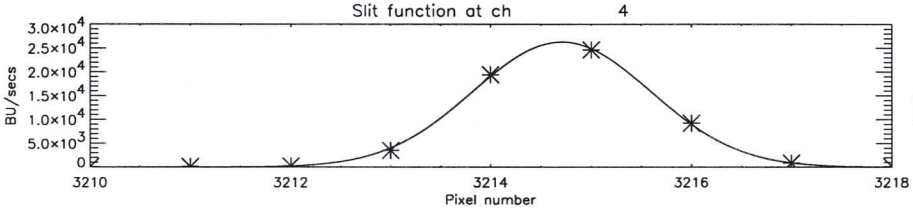
Slit function at ch 4
BU/secs
Pixel number

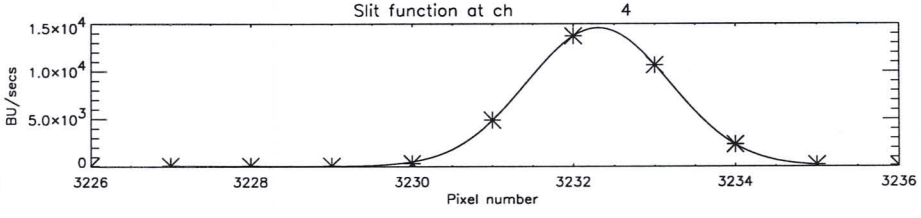
Slit function at ch 4
BU/secs
Pixel number

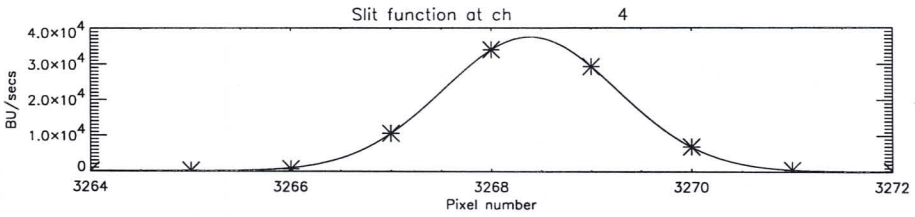
Slit function at ch 4
BU/secs
Pixel number

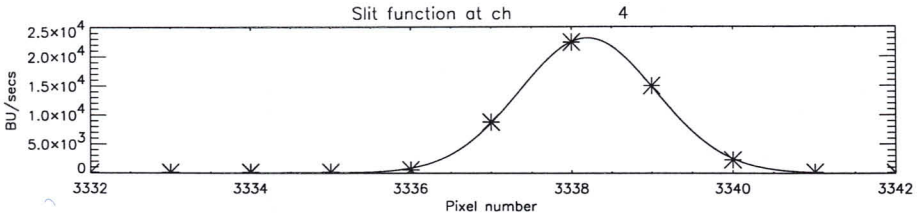
Slit function at ch 4
BU/secs
Pixel number

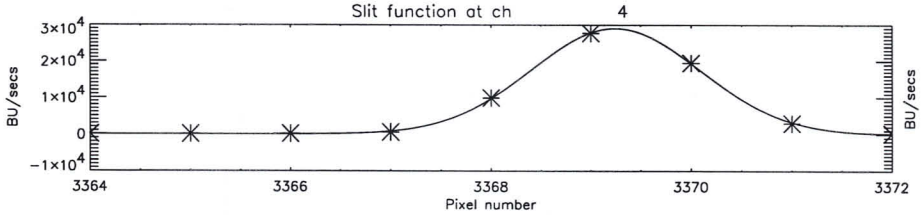
Slit function at ch 4
BU/secs
Pixel number

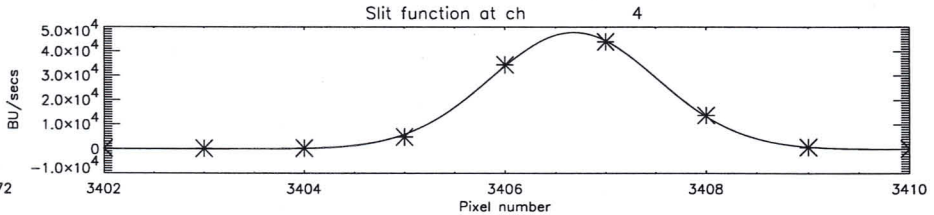
Slit function at ch 4
BU/secs
Pixel number

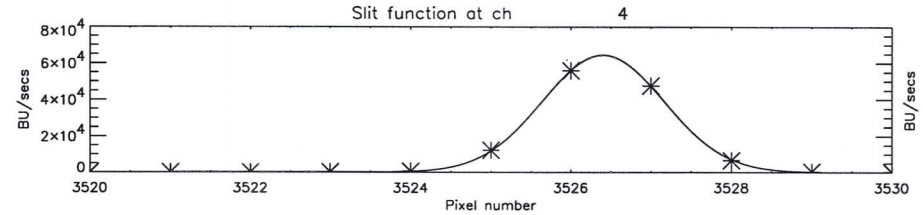
Slit function at ch 4
BU/secs
Pixel number

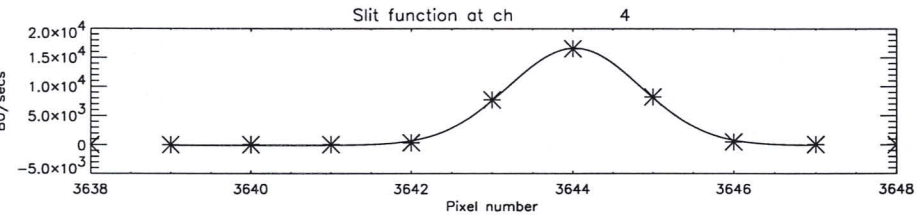
Slit function at ch 4
BU/secs
Pixel number

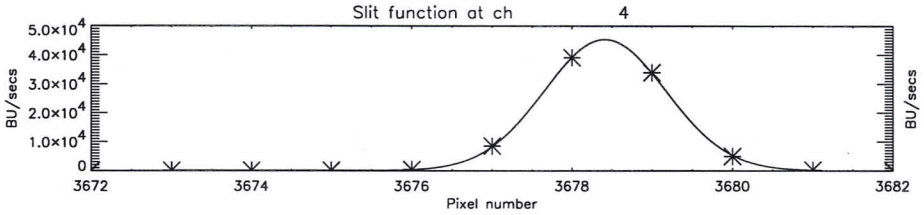
Slit function at ch 4
BU/secs
Pixel number

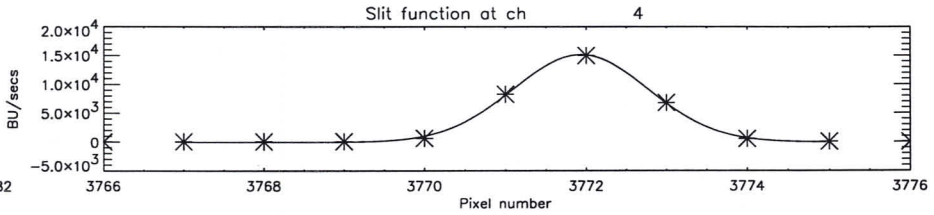
Slit function at ch 4
BU/secs
Pixel number

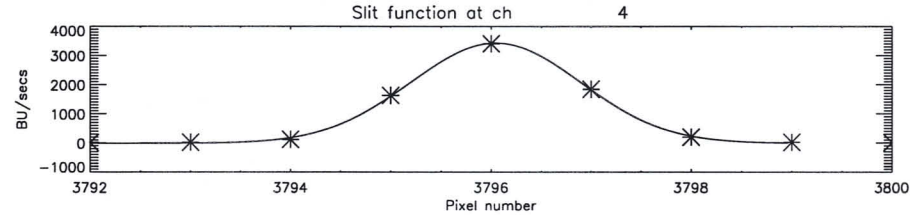
Slit function at ch 4
BU/secs
Pixel number

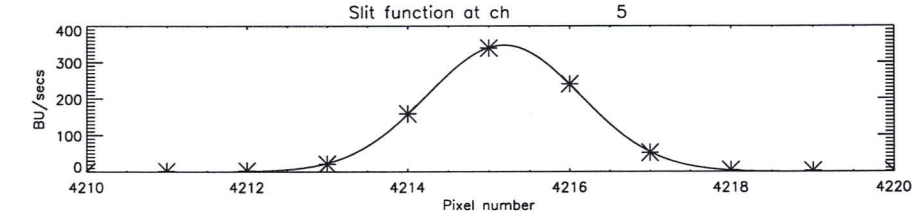
Slit function at ch 5
BU/secs
Pixel number

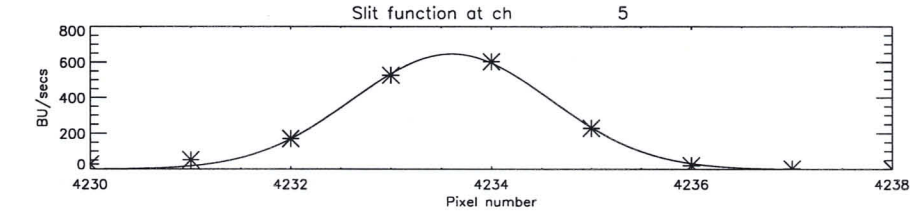
Slit function at ch 5
BU/secs
Pixel number

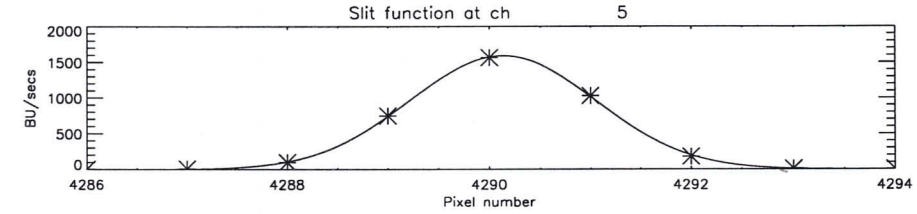
Slit function at ch 5
BU/secs
Pixel number

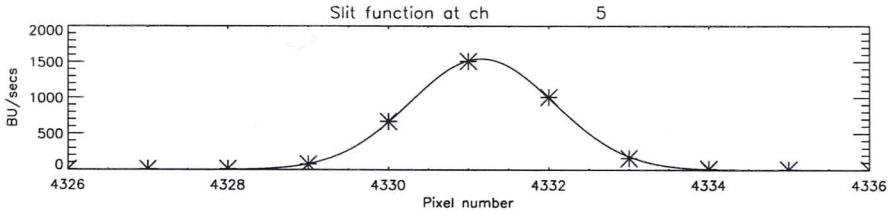
Slit function at ch 5
BU/secs
Pixel number

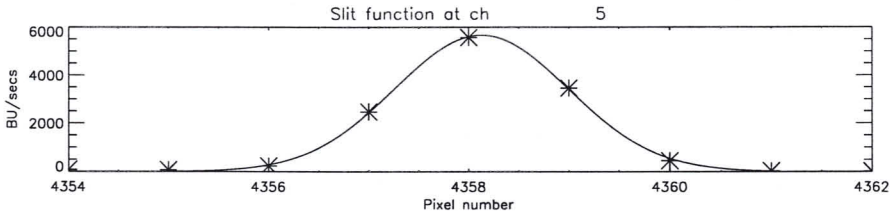
Slit function at ch 5
BU/secs
Pixel number

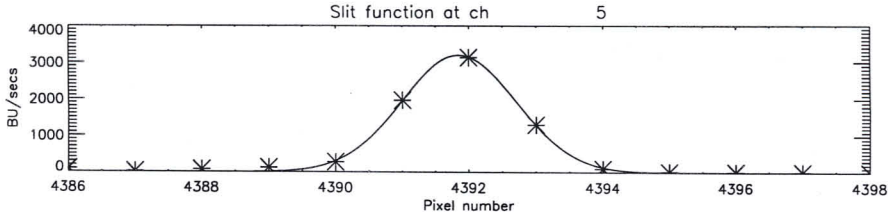
Slit function at ch 5
BU/secs
Pixel number

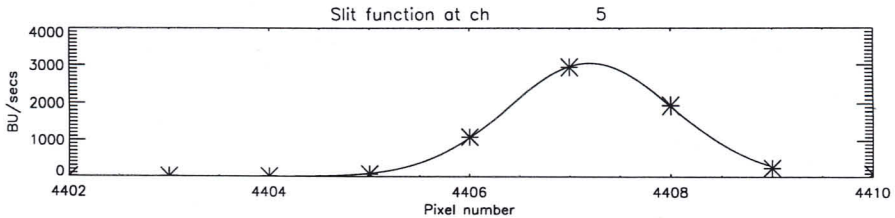
Slit function at ch 5
BU/secs
Pixel number

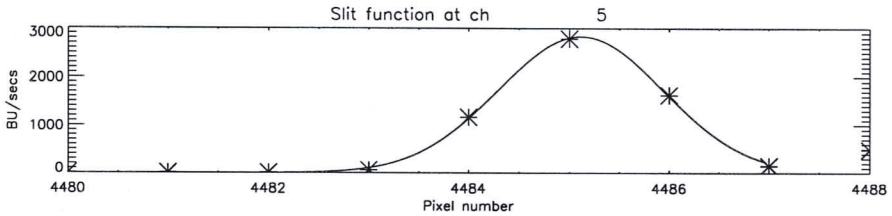
Slit function at ch 5
BU/secs
Pixel number

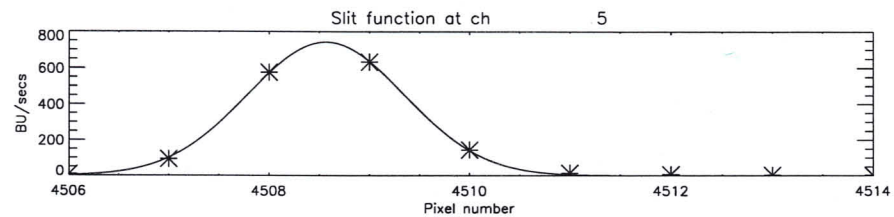
Slit function at ch 5
BU/secs
Pixel number

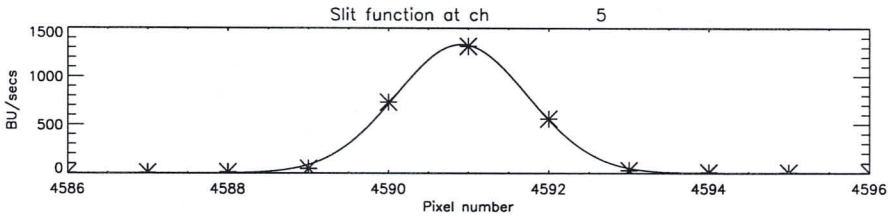
Slit function at ch 5
BU/secs
Pixel number

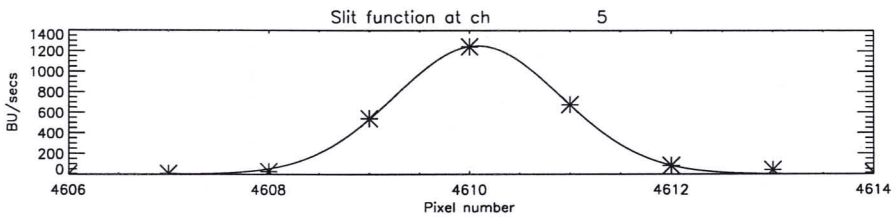
Slit function at ch 5
BU/secs
Pixel number

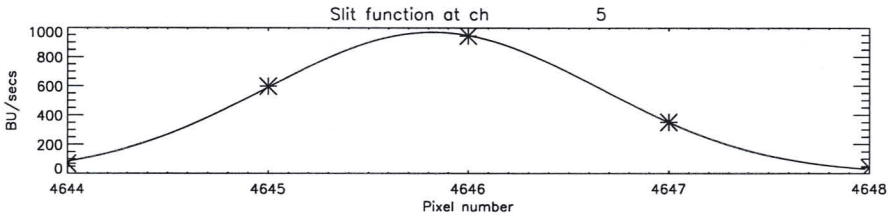
Slit function at ch 5
BU/secs
Pixel number

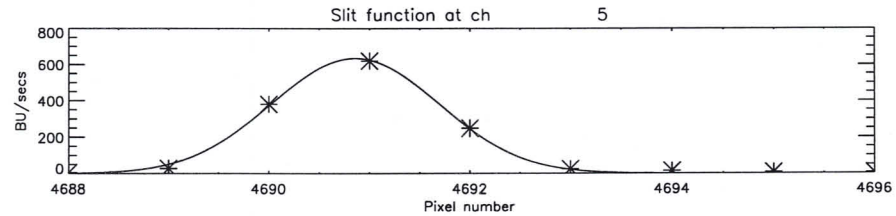
Slit function at ch 5
BU/secs
Pixel number

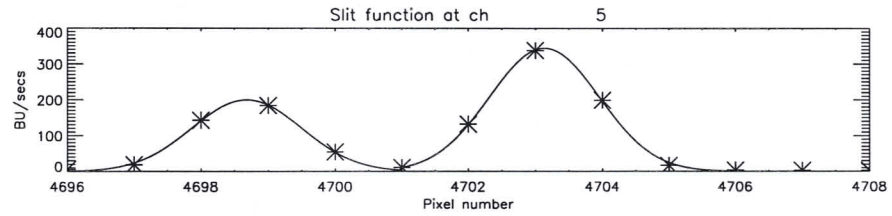
Slit function at ch 5
BU/secs
Pixel number

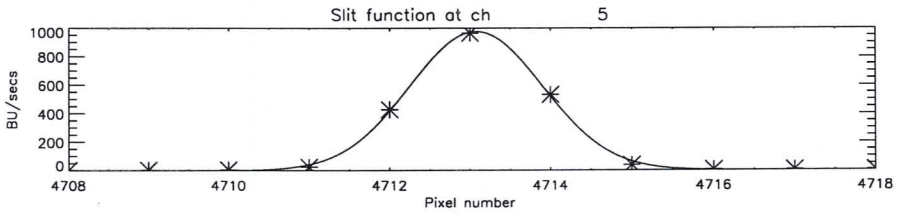
Slit function at ch 5
BU/secs
Pixel number

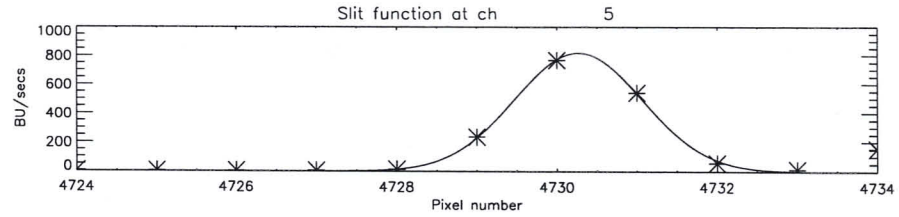
Slit function at ch 5
BU/secs
Pixel number

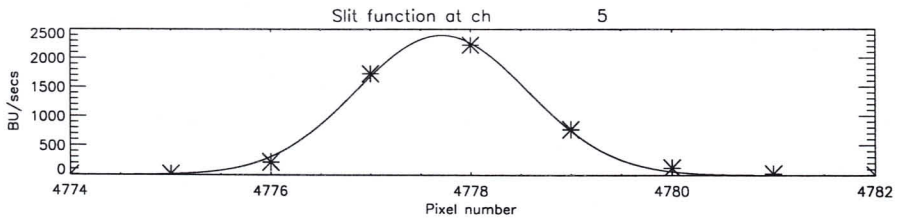
Slit function at ch 5
BU/secs
Pixel number

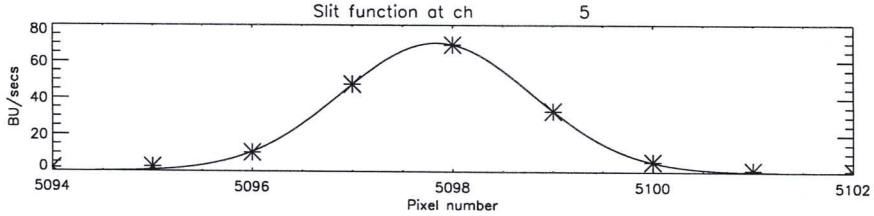
Slit function at ch 5
BU/secs
Pixel number

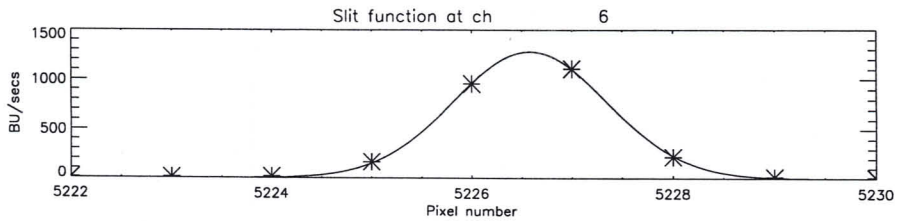
Slit function at ch 6
BU/secs
Pixel number

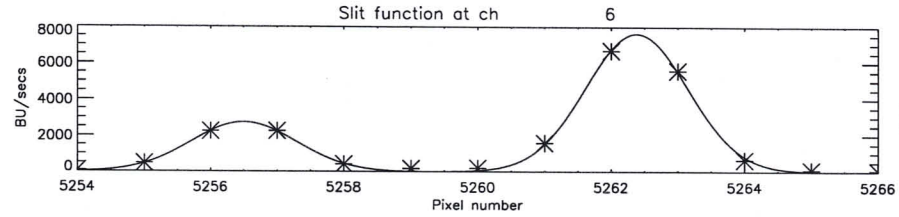
Slit function at ch 6
BU/secs
Pixel number

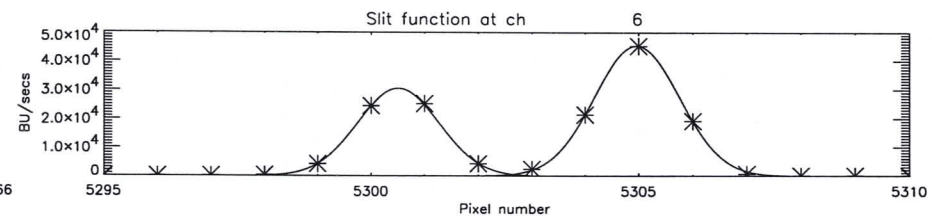
Slit function at ch 6
BU/secs
Pixel number

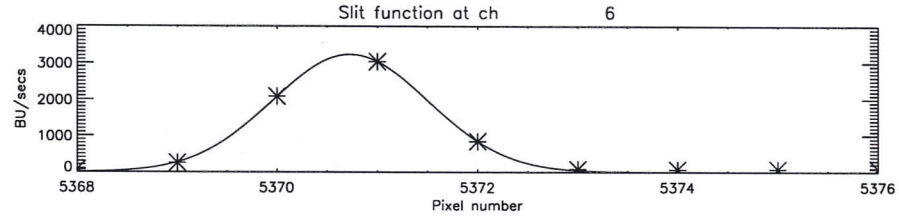
Slit function at ch 6
BU/secs
Pixel number

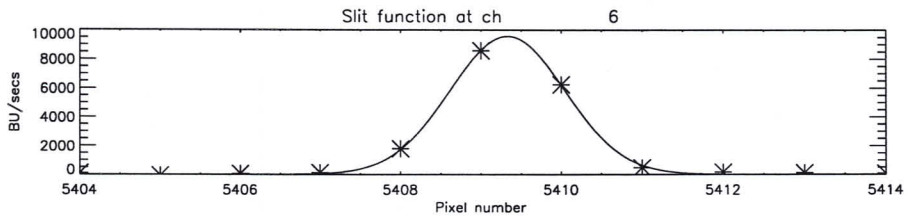
Slit function at ch 6
BU/secs
Pixel number

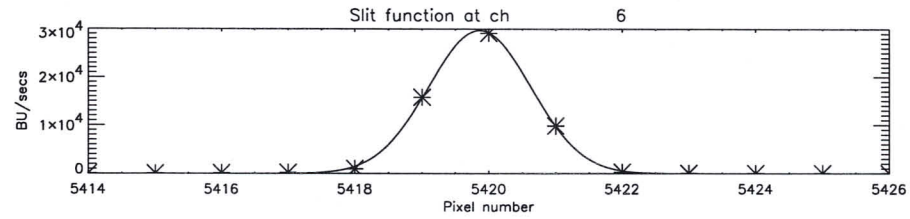
Slit function at ch 6
BU/secs
Pixel number

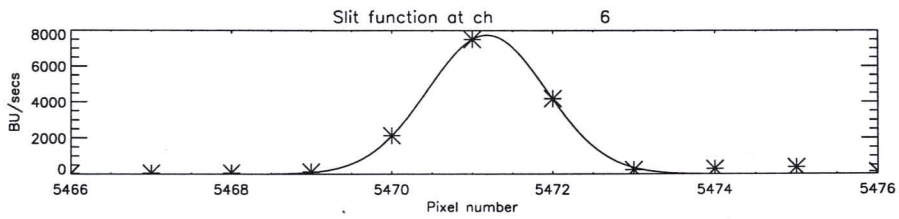
Slit function at ch 6
BU/secs
Pixel number

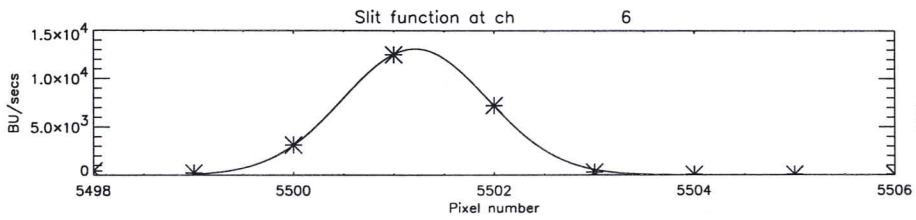
Slit function at ch 6
BU/secs
Pixel number

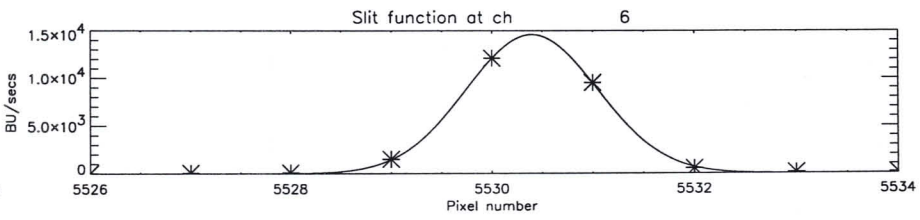
Slit function at ch 6
BU/secs
Pixel number

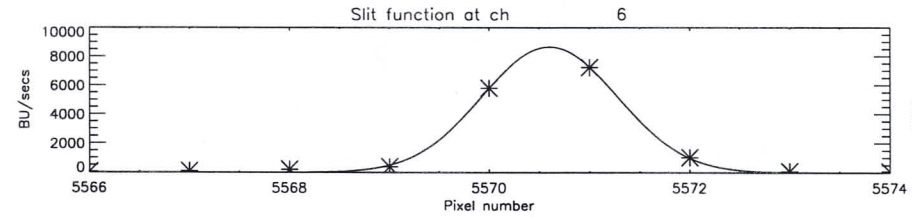
Slit function at ch 6
BU/secs
Pixel number

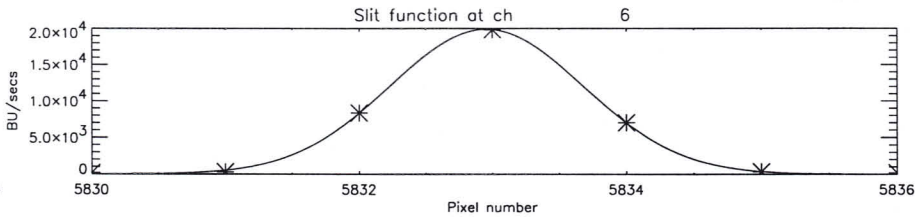
Slit function at ch 6
BU/secs
Pixel number

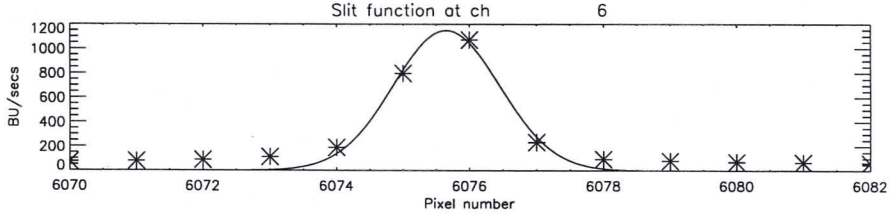
Slit function at ch 6
BU/secs
Pixel number

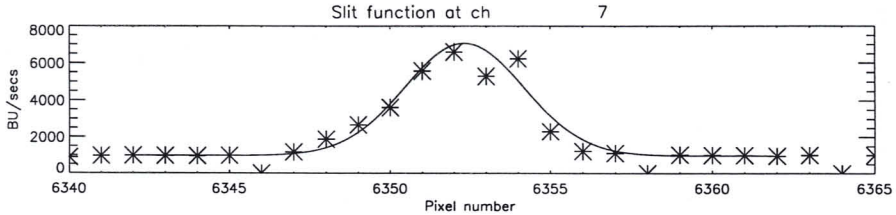
Slit function at ch 7
BU/secs
Pixel number

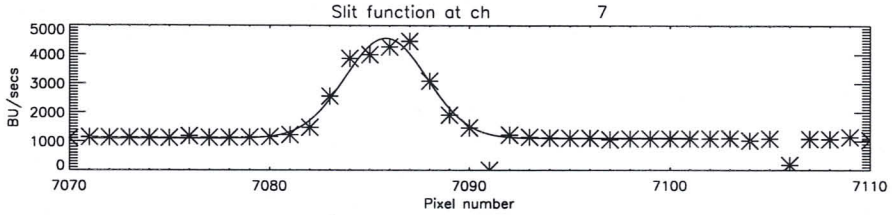
Slit function at ch 7
BU/secs
Pixel number

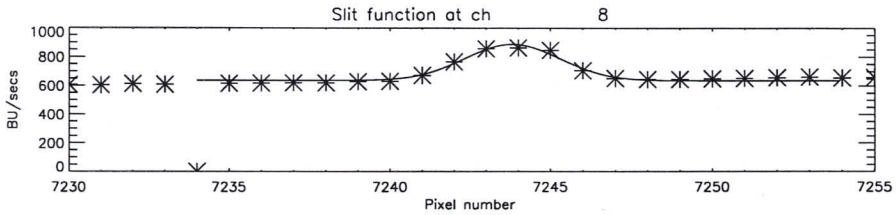
Slit function at ch 8
BU/secs
Pixel number

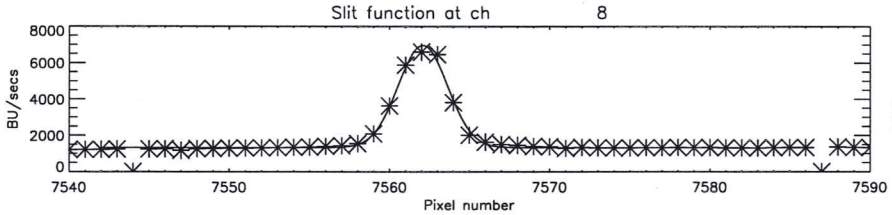
Slit function at ch 8
BU/secs
Pixel number

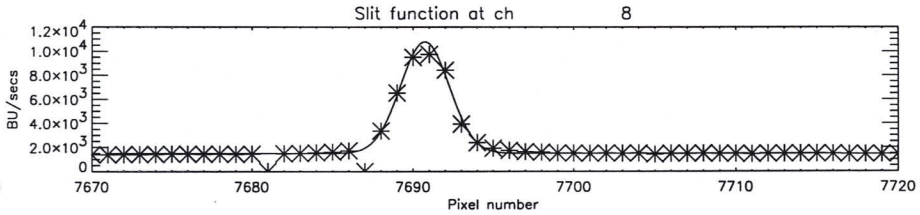
Slit function at ch 8
BU/secs
Pixel number

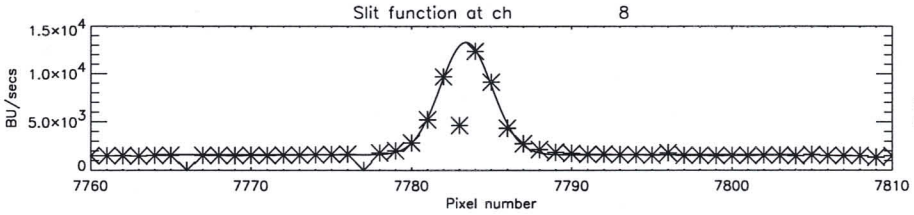
Slit function at ch 8
BU/secs
Pixel number

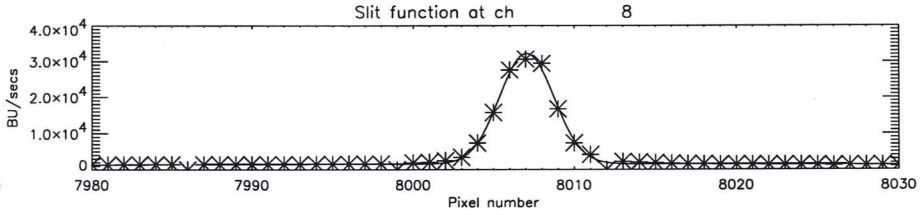
Slit function at ch 8
BU/secs
Pixel number

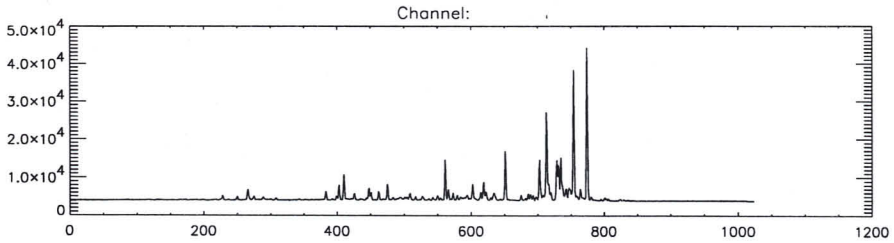
Channel:
5.0x10^4
4.0x10^4
3.0x10^4
2.0x10^4
1.0x10^4
0
0
200
400
600
800
1000
1200

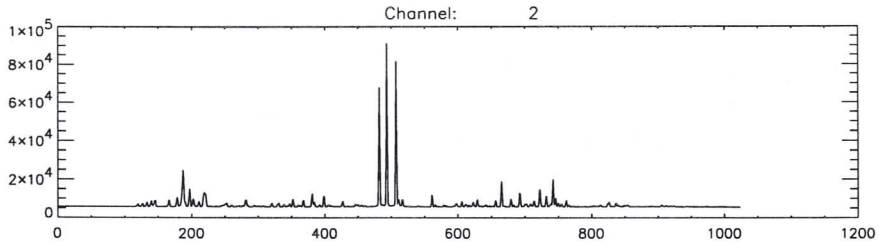
Channel: 2
1x10^5
8x10^4
6x10^4
4x10^4
2x10^4
0
0
200
400
600
800
1000
1200

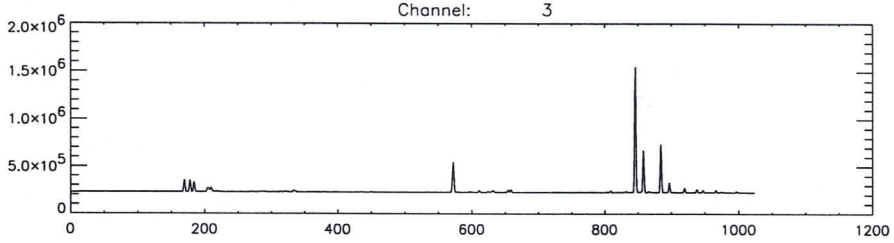
Channel: 3
2.0x10^6
1.5x10^6
1.0x10^6
5.0x10^5
0
0
200
400
600
800
1000
1200

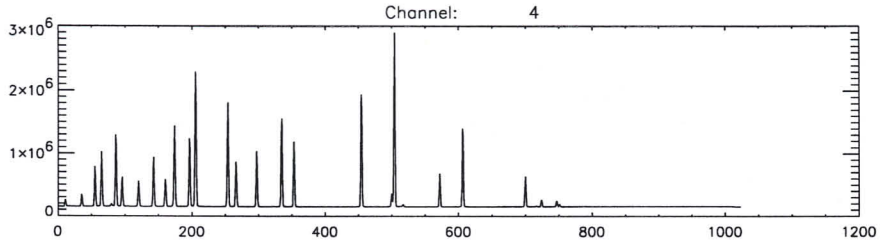
Channel: 4
3x10^6
2x10^6
1x10^6
0
0
200
400
600
800
1000
1200

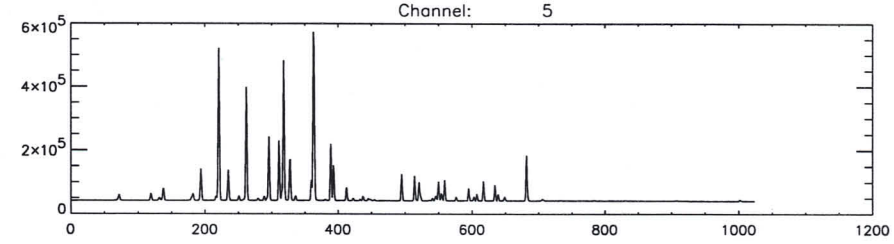
Channel: 5
6x10^5
4x10^5
2x10^5
0
0
200
400
600
800
1000
1200

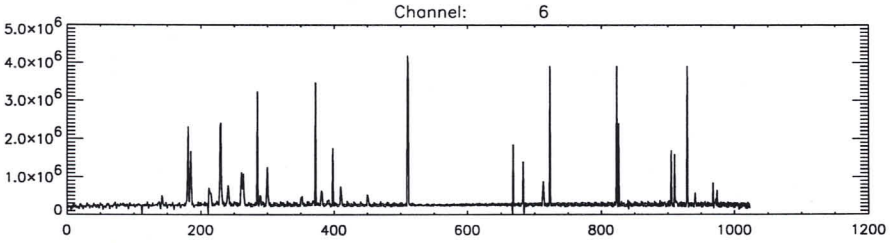
Channel: 6
5.0x10^6
4.0x10^6
3.0x10^6
2.0x10^6
1.0x10^6
0
0
200
400
600
800
1000
1200

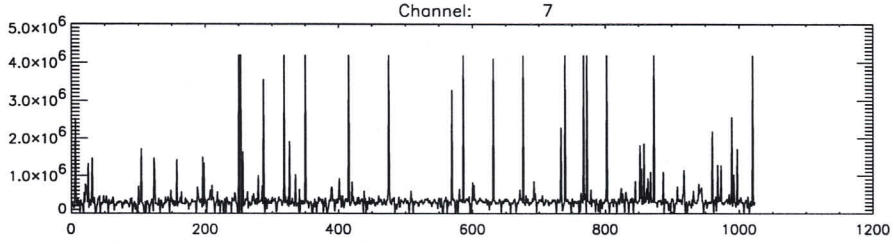
Channel: 7
5.0x10^6
4.0x10^6
3.0x10^6
2.0x10^6
1.0x10^6
0
0
200
400
600
800
1000
1200

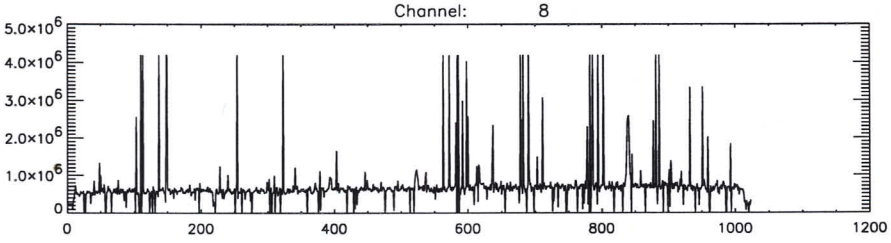
Channel: 8
5.0x10^6
4.0x10^6
3.0x10^6
2.0x10^6
1.0x10^6
0
0
200
400
600
800
1000
1200

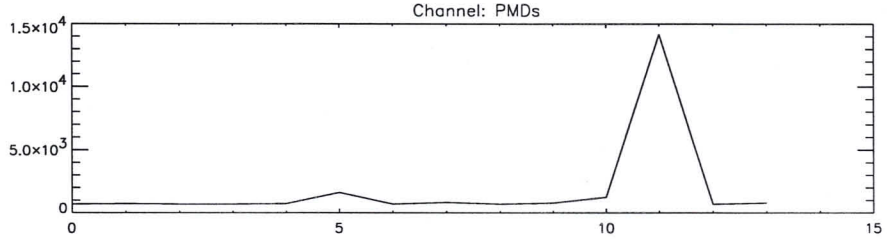
Channel: PMDs
1.5x10^4
1.0x10^4
5.0x10^3
0
0
5
10
15

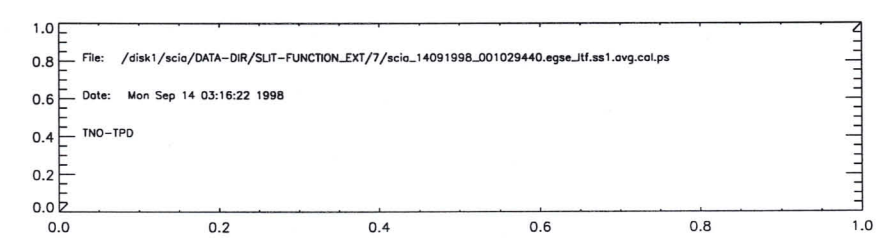
File: /disk1/scia/DATA-DIR/SLIT-FUNCTION_EXT/7/scia_14091998_001029440.egse_itf.ss1.avg.cal.ps
Date: Mon Sep 14 03:16:22 1998
TNO-TPD
1.0
0.8
0.6
0.4
0.2
0.0
0.0
0.2
0.4
0.6
0.8
1.0

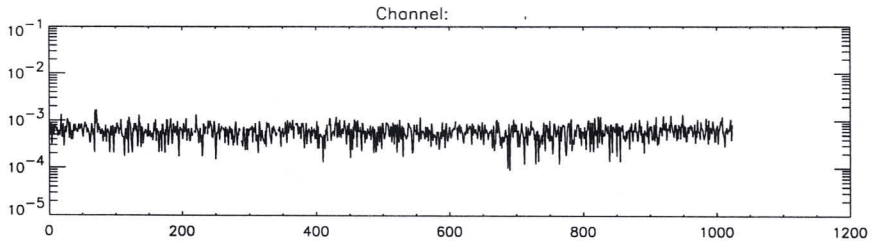
Channel:
10^{-1}
10^{-2}
10^{-3}
10^{-4}
10^{-5}
0
200
400
600
800
1000
1200

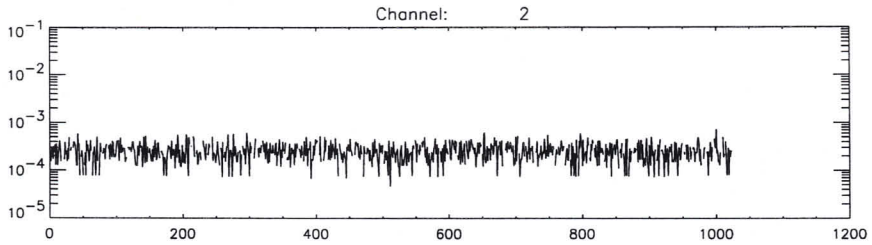
Channel: 2
10^{-1}
10^{-2}
10^{-3}
10^{-4}
10^{-5}
0
200
400
600
800
1000
1200

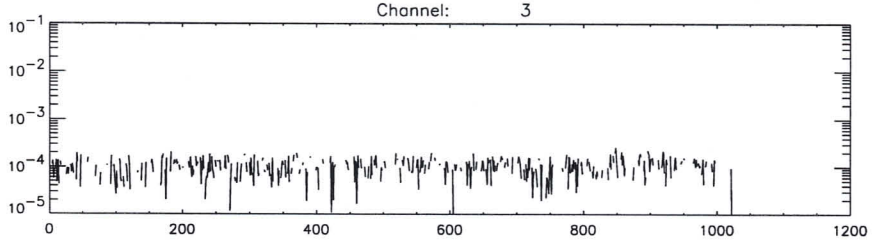
Channel: 3
10^{-1}
10^{-2}
10^{-3}
10^{-4}
10^{-5}
0
200
400
600
800
1000
1200

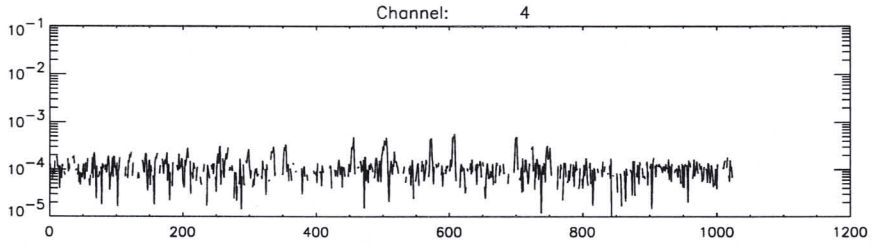
Channel: 4
10^{-1}
10^{-2}
10^{-3}
10^{-4}
10^{-5}
0
200
400
600
800
1000
1200

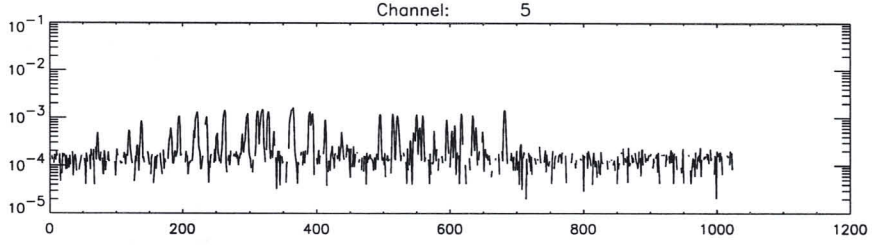
Channel: 5
10^{-1}
10^{-2}
10^{-3}
10^{-4}
10^{-5}
0
200
400
600
800
1000
1200

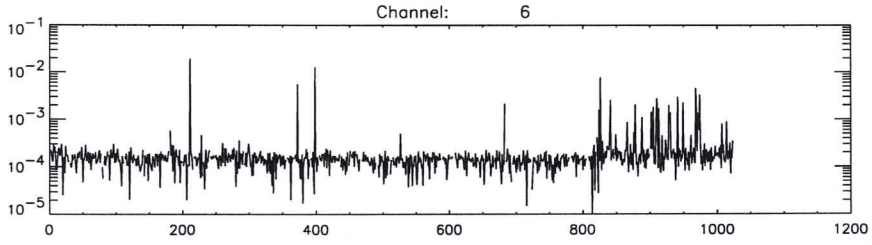
Channel: 6
10^{-1}
10^{-2}
10^{-3}
10^{-4}
10^{-5}
0
200
400
600
800
1000
1200

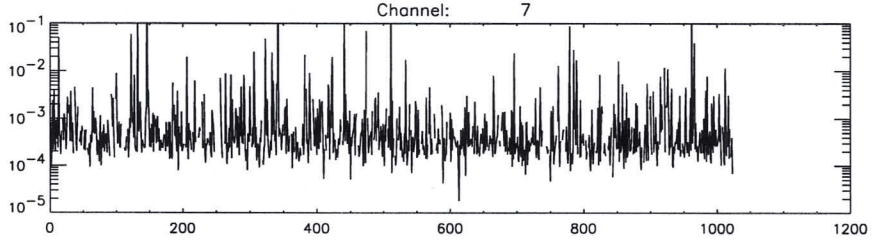
Channel: 7
10^{-1}
10^{-2}
10^{-3}
10^{-4}
10^{-5}
0
200
400
600
800
1000
1200

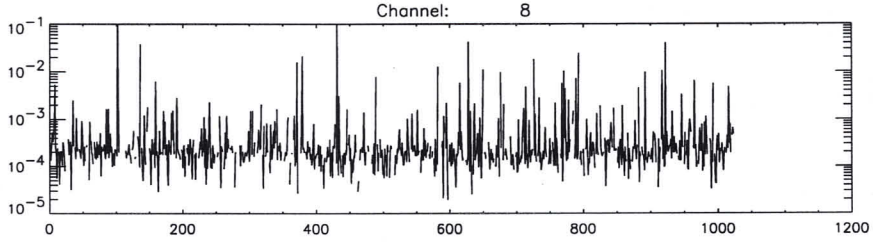
Channel: 8
10^{-1}
10^{-2}
10^{-3}
10^{-4}
10^{-5}
0
200
400
600
800
1000
1200

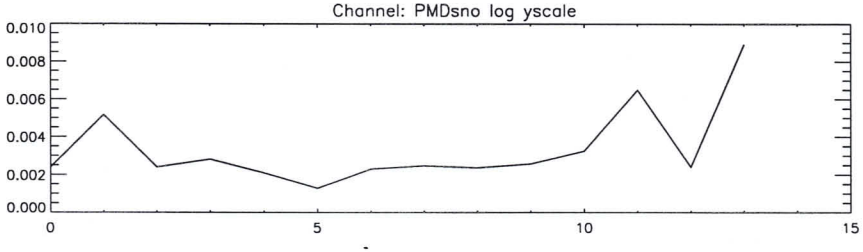
Channel: PMDsno log yscale
0.010
0.008
0.006
0.004
0.002
0.000
0
5
10
15

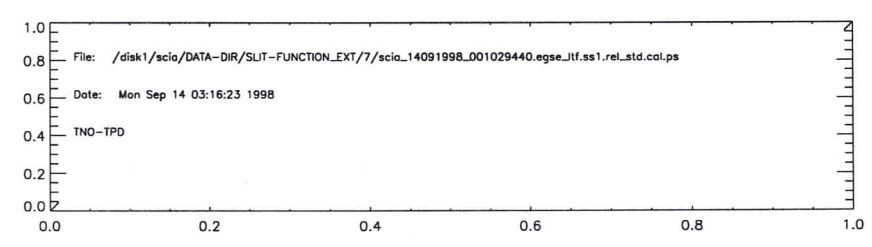
File: /disk1/scia/DATA-DIR/SLIT-FUNCTION_EXT/7/scia_14091998_001029440.egse_ltf.ss1.rel_std.cal.ps
Date: Mon Sep 14 03:16:23 1998
TNO-TPD
1.0
0.8
0.6
0.4
0.2
0.0
0.0
0.2
0.4
0.6
0.8
1.0

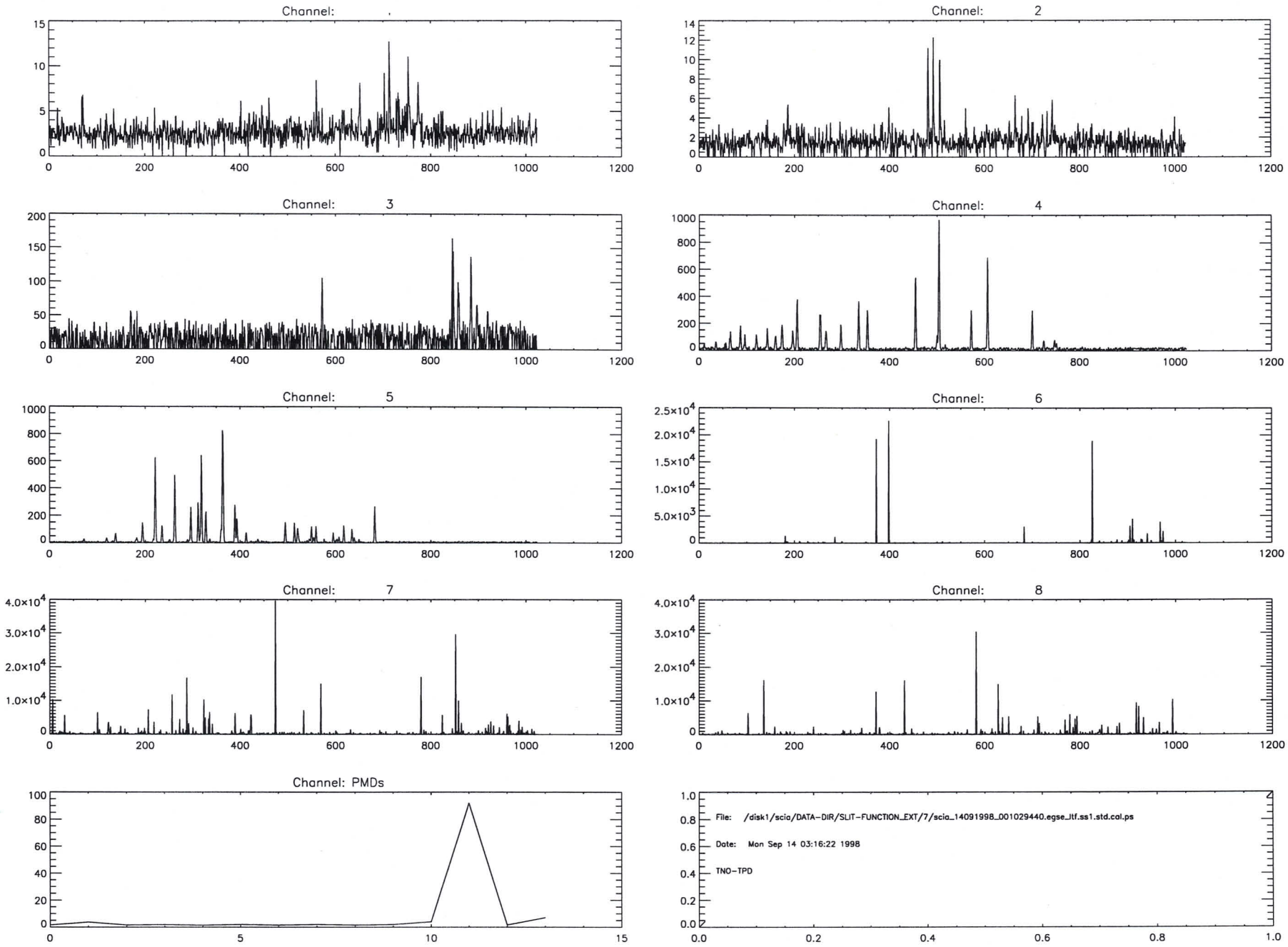
Channel:
Channel: 2
Channel: 3
Channel: 4
Channel: 5
Channel: 6
Channel: 7
Channel: 8
Channel: PMDs
File: /disk1/scia/DATA-DIR/SLIT-FUNCTION_EXT/7/scia_14091998_001029440.egse_ltf.ss1.std.cal.ps
Date: Mon Sep 14 03:16:22 1998
TNO-TPD

channel number : 1
11 lines used

244.0800	227.00	228	228.1914	17.7454	2.4822	0.0000	0.00
248.7900	266.00	266	265.8598	41.7524	2.3755	0.0000	0.00
262.8800	383.00	383	383.0461	34.9690	2.0829	0.0000	0.00
265.1600	403.00	403	402.7201	62.5312	1.9827	0.0000	0.00
266.0200	410.00	410	410.1336	100.4251	1.9476	0.0000	0.00
273.4800	475.00	475	475.3147	62.6650	1.9489	0.0000	0.00
281.0300	542.00	543	542.8211	9.4598	2.8427	0.0000	0.00
283.1100	561.00	561	561.2636	143.0068	1.8537	0.0000	0.00
293.0600	651.00	651	651.2896	165.2427	1.8953	0.0000	0.00
304.3500	754.00	754	753.9242	383.7678	1.9868	0.0000	0.00
306.5600	774.00	774	773.9940	443.8632	1.9186	0.0000	0.00

channel number : 2
12 lines used

321.9100	837.00	837	836.5989	30.8274	2.3173	0.0000	0.00
332.4700	742.00	742	742.0380	208.8667	1.9498	0.0000	0.00
335.5900	714.00	714	713.6196	50.2914	2.0390	0.0000	0.00
37.9200	693.00	692	692.4760	129.4389	1.8620	0.0000	[illegible]
339.3800	679.00	679	679.1575	67.6311	1.8652	0.0000	[illegible]
340.9100	665.00	665	665.1468	224.1559	1.8143	0.0000	0.00
344.8700	629.00	629	628.8011	69.0248	2.0064	0.0000	0.00
352.1500	562.00	561	561.2895	134.6655	1.7304	0.0000	0.00
356.9500	517.00	517	516.5051	75.8104	1.9210	0.0000	0.00
369.5300	399.00	399	398.6053	91.6965	1.8410	0.0000	0.00
372.8200	368.00	368	367.6742	52.3688	1.8630	0.0000	0.00
390.9900	197.00	197	197.0079	117.9288	2.1192	0.0000	0.00

channel number : 3
20 lines used

427.5900	178.00	178	178.1123	1801.9211	2.2167	21.6282	0.00
429.0900	184.00	184	184.2589	1515.5934	2.1897	13.1731	0.00
437.2500	218.00	218	218.1072	121.4680	2.1006	21.0644	0.00
492.3600	450.00	450	450.3969	66.7196	1.7998	1.8720	0.00
503.9200	499.00	500	499.6417	21.4911	1.7140	5.2521	0.00
540.2100	654.00	655	654.6071	348.0937	1.7448	29.0635	0.00
56.4300	723.00	724	723.6494	15.8999	1.8010	5.1606	[illegible]
574.9900	802.00	802	801.9648	53.2683	2.1198	5.3415	[illegible]
576.5900	808.00	809	808.7360	230.2293	2.0580	5.9578	0.00
580.6100	825.00	826	825.5639	42.6467	2.0730	12.6256	0.00
582.1800	832.00	832	832.1708	129.1135	2.0563	16.9120	0.00
588.3500	858.00	858	857.9925	5694.9715	2.0863	19.3698	0.00
594.6500	884.00	884	884.2682	7831.6638	2.0963	-8.8974	0.00
597.7200	897.00	897	897.0251	1712.5252	2.1090	9.6243	0.00
603.1700	919.00	920	919.6857	940.3978	2.0634	3.0632	0.00
607.5900	938.00	938	938.0882	682.1787	2.0885	2.0099	0.00
609.7900	946.00	947	947.1132	345.5626	2.0752	2.3181	0.00
613.0300	960.00	960	960.2638	4.5986	1.9496	3.4277	0.00
616.5400	974.00	975	974.6277	64.5971	1.8902	5.9372	0.00
621.9100	996.00	997	996.6190	96.6596	1.8224	2.9108	0.00

channel number : 4
17 lines used

603.1700	35.00	35	35.3459	5997.2974	1.8044	27.9177	0.00
607.5900	55.00	55	55.3050	20896.6575	1.9067	58.7363	0.00
609.7900	65.00	65	65.1573	27653.4080	1.9788	25.2230	0.00
613.0300	80.00	80	79.7671	1233.7957	1.9603	108.6683	0.00
616.5400	96.00	96	95.7133	15580.8220	2.0268	48.7672	0.00

621.9100	120.00	120	120.1805	12718.4343	2.0867	31.5597	0.00
626.8400	142.00	143	142.7084	25488.7778	2.0790	17.8445	0.00
630.6700	160.00	160	160.3066	13924.6033	2.0715	55.3297	0.00
638.4900	196.00	196	196.3898	34741.3182	2.0534	83.5754	0.00
653.4800	266.00	266	266.1955	20477.8324	2.0111	25.8563	0.00
660.0900	297.00	297	297.2394	25762.0071	1.9776	-8.9534	0.00
668.0300	335.00	335	334.6790	42005.4007	1.9438	-17.3141	0.00
693.1400	454.00	454	454.3993	53353.9020	1.7936	104.1081	0.00
717.5900	572.00	572	572.0178	13776.8494	1.9260	-61.6360	0.00
724.7200	606.00	606	606.4095	37191.2723	1.8008	70.1824	0.00
744.0900	700.00	700	699.9274	12162.0131	1.9703	-36.8295	0.00
749.1100	724.00	724	724.0400	2733.5807	1.9933	-1.9016	0.00

channel number : 5
19 lines used

808.4680	119.00	119	119.1865	363.5909	2.2227	0.0000	0.00
813.8639	137.00	138	137.6055	642.9466	2.3140	0.0000	0.00
830.2611	194.00	194	194.1367	1511.2606	2.1648	0.0000	0.00
842.0737	235.00	235	235.1636	1434.2123	2.1073	0.0000	0.00
849.7693	262.00	262	262.1281	5149.1703	2.0461	0.0000	0.00
859.3622	296.00	296	295.8489	2833.1521	2.0215	0.0000	0.00
63.7019	311.00	311	311.2010	2675.2322	1.9679	0.0000	0.00
885.6298	389.00	389	389.1140	2385.8459	1.9545	0.0000	0.00
892.1943	412.00	413	412.5647	616.9746	1.8560	0.0000	0.00
915.1180	495.00	495	494.9087	1061.4573	1.9275	0.0000	0.00
920.4286	514.00	514	514.0784	991.6282	1.9475	0.0000	0.00
930.3407	550.00	550	549.8193	761.1542	1.9467	0.0000	0.00
942.7966	595.00	595	594.8543	507.5111	1.9516	0.0000	0.00
944.9620	602.00	603	602.6790	159.8034	1.9200	0.0000	0.00
946.1801	607.00	607	607.1308	275.5156	1.9232	0.0000	0.00
948.9288	617.00	617	617.0709	779.6369	1.9493	0.0000	0.00
953.6775	634.00	634	634.2623	650.7084	1.8751	0.0000	0.00
966.8070	681.00	682	681.7073	1864.5673	1.9944	0.0000	0.00
1056.5307	1001.00	1002	1001.8476	66.7642	2.2533	0.0000	0.00

channel number : 6
14 lines used

1056.5300	106.00	107	106.5783	449.9850	1.8401	0.0000	0.00
1080.1000	136.00	137	136.5042	1888.9334	1.8745	0.0000	0.00
84.7500	142.00	142	142.3862	5891.6369	1.8131	0.0000	0.00
1114.6082	180.00	181	180.5004	26967.2109	1.7952	0.0000	0.00
1118.0586	185.00	185	184.9552	39823.0112	1.8626	0.0000	0.00
1169.1203	251.00	251	250.7231	2761.9114	1.8297	0.0000	0.00
1198.8200	289.00	289	289.3253	7998.4144	1.7009	0.0000	0.00
1206.9639	300.00	300	299.8561	24771.6621	1.7982	0.0000	0.00
1246.2810	351.00	351	351.1765	6408.1264	1.7369	0.0000	0.00
1269.2687	381.00	381	381.2087	10786.7291	1.6906	0.0000	0.00
1291.5550	410.00	410	410.3916	11799.2862	1.5417	0.0000	0.00
1322.2861	451.00	451	450.5971	6892.7597	1.5772	0.0000	0.00
1523.4907	713.00	713	712.9554	15164.8270	1.7079	0.0000	0.00
1716.6646	956.00	956	955.6428	740.7487	1.8777	0.0000	0.00

channel number : 7
2 lines used

1958.2491	207.00	208	208.2942	6550.8022	4.4794	1025.4724	0.00
2035.5812	940.00	942	941.8124	3465.5889	4.8363	1092.8573	0.00

channel number : 8
5 lines used

2266.7991	76.00	76	75.8335	271.6823	3.4834	682.2027	0.00

2310.6829	395.00	394	394.0728	5814.5124	3.6241	1330.6586	0.00
2326.6638	524.00	523	522.7254	9341.4120	3.5189	1468.6553	0.00
2337.9391	616.00	616	615.4031	11516.8382	3.7564	1555.0633	0.00
2364.2956	840.00	839	839.0697	28831.5312	3.9155	1450.9927	0.00

channel number : 1
11 lines used

244.0800	227.00	228	228.2087	18.2773	2.4791	0.0000	0.00
248.7900	266.00	266	265.8667	45.4854	2.3747	0.0000	0.00
262.8800	383.00	383	383.0538	37.0508	2.0818	0.0000	0.00
265.1600	403.00	403	402.7278	67.0536	1.9846	0.0000	0.00
266.0200	410.00	410	410.1418	108.2877	1.9462	0.0000	0.00
273.4800	475.00	475	475.3243	72.2789	1.9503	0.0000	0.00
281.0300	542.00	543	542.8342	11.7232	2.8618	0.0000	0.00
283.1100	561.00	561	561.2733	178.1920	1.8584	0.0000	0.00
293.0600	651.00	651	651.3021	218.1069	1.9006	0.0000	0.00
304.3500	754.00	754	753.9364	538.0452	2.0025	0.0000	0.00
306.5600	774.00	774	774.0063	630.8564	1.9293	0.0000	0.00

channel number : 2
12 lines used

321.9100	837.00	837	836.5770	32.0079	2.3618	0.0000	0.00
332.4700	742.00	742	742.0176	221.6954	1.9661	0.0000	0.00
335.5900	714.00	714	713.6008	52.3615	2.0552	0.0000	0.00
37.9200	693.00	692	692.4593	129.2827	1.8760	0.0000	0.00
339.3800	679.00	679	679.1411	65.5971	1.8736	0.0000	0.00
340.9100	665.00	665	665.1318	209.5725	1.8210	0.0000	0.00
344.8700	629.00	629	628.7915	58.3418	2.0183	0.0000	0.00
352.1500	562.00	561	561.2808	105.1616	1.7335	0.0000	0.00
356.9500	517.00	517	516.4796	66.4126	1.9442	0.0000	0.00
369.5300	399.00	399	398.5581	101.7356	1.8645	0.0000	0.00
372.8200	368.00	368	367.6233	59.1563	1.8982	0.0000	0.00
390.9900	197.00	197	196.9411	145.5747	2.2168	0.0000	0.00

channel number : 3
20 lines used

427.5900	178.00	178	178.1149	1969.7708	2.2158	23.5560	0.00
429.0900	184.00	184	184.2614	1663.0192	2.1890	14.3344	0.00
437.2500	218.00	218	218.1112	135.4341	2.0954	23.5260	0.00
492.3600	450.00	450	450.3970	80.0095	1.7990	2.1520	0.00
503.9200	499.00	500	499.6343	25.8534	1.7208	6.2595	0.00
540.2100	654.00	655	654.6086	441.3995	1.7460	36.5703	0.00
56.4300	723.00	724	723.6397	20.3836	1.7876	6.6243	0.00
574.9900	802.00	802	801.9661	69.2953	2.1146	6.8174	0.00
576.5900	808.00	809	808.7386	299.2421	2.0560	7.6719	0.00
580.6100	825.00	826	825.5654	54.9294	2.0758	16.0186	0.00
582.1800	832.00	832	832.1749	166.5930	2.0564	21.1816	0.00
588.3500	858.00	858	858.0016	7015.9827	2.0879	23.7362	0.00
594.6500	884.00	884	884.2883	8391.8336	2.0956	-8.1417	0.00
597.7200	897.00	897	897.0508	1623.1980	2.1124	10.5651	0.00
603.1700	919.00	920	919.7019	712.6865	2.0676	3.5449	0.00
607.5900	938.00	938	938.0509	527.0505	2.0889	2.7001	0.00
609.7900	946.00	947	946.9974	359.6315	2.0685	2.7011	0.00
613.0300	960.00	960	960.1998	11.0422	1.9265	4.4924	0.00
616.5400	974.00	975	974.6286	161.2140	1.8768	5.8049	0.00
621.9100	996.00	997	996.6250	218.8403	1.8220	3.6697	0.00

channel number : 4
17 lines used

603.1700	35.00	35	35.3524	6544.3962	1.8039	30.3525	0.00
607.5900	55.00	55	55.3092	21179.9516	1.9060	60.3077	0.00
609.7900	65.00	65	65.1598	27695.2089	1.9777	26.7281	0.00
613.0300	80.00	80	79.7674	1235.9903	1.9592	109.5266	0.00
616.5400	96.00	96	95.7131	15743.7743	2.0254	49.9011	0.00

621.9100	120.00	120	120.1803	12999.6108	2.0849	32.7898	0.00
626.8400	142.00	143	142.7074	26274.9954	2.0776	18.7945	0.00
630.6700	160.00	160	160.3056	14518.2213	2.0695	58.1600	0.00
638.4900	196.00	196	196.3887	37421.8475	2.0535	89.3088	0.00
653.4800	266.00	266	266.1978	23092.2339	2.0105	28.3569	0.00
660.0900	297.00	297	297.2429	29031.5413	1.9797	-13.3611	0.00
668.0300	335.00	335	334.6829	47772.6614	1.9431	-18.1708	0.00
693.1400	454.00	454	454.4018	64378.4549	1.7934	124.1676	0.00
717.5900	572.00	572	572.0213	16717.2694	1.9265	-74.5662	0.00
724.7200	606.00	606	606.4118	45270.7233	1.8007	89.1577	0.00
744.0900	700.00	700	699.9326	15182.3607	1.9698	-45.8722	0.00
749.1100	724.00	724	724.0459	3431.3464	1.9995	-5.5638	0.00

channel number : 5
19 lines used

808.4680	119.00	119	119.1839	346.9616	2.2158	0.0000	0.00
813.8639	137.00	138	137.6032	646.3907	2.3051	0.0000	0.00
830.2611	194.00	194	194.1335	1589.3615	2.1580	0.0000	0.00
842.0737	235.00	235	235.1621	1542.8757	2.1008	0.0000	0.00
849.7693	262.00	262	262.1262	5668.9739	2.0397	0.0000	0.00
859.3622	296.00	296	295.8481	3194.9926	2.0164	0.0000	0.00
63.7019	311.00	311	311.2015	3045.3549	1.9638	0.0000	0.00
885.6298	389.00	389	389.1155	2830.6513	1.9510	0.0000	0.00
892.1943	412.00	413	412.5660	742.4650	1.8504	0.0000	0.00
915.1180	495.00	495	494.9107	1331.9019	1.9255	0.0000	0.00
920.4286	514.00	514	514.0807	1251.6940	1.9457	0.0000	0.00
930.3407	550.00	550	549.8216	969.5690	1.9440	0.0000	0.00
942.7966	595.00	595	594.8574	634.3522	1.9486	0.0000	0.00
944.9620	602.00	603	602.6814	199.7828	1.9142	0.0000	0.00
946.1801	607.00	607	607.1346	344.1114	1.9185	0.0000	0.00
948.9288	617.00	617	617.0750	975.5204	1.9456	0.0000	0.00
953.6775	634.00	634	634.2667	817.6777	1.8701	0.0000	0.00
966.8070	681.00	682	681.7114	2393.7765	1.9896	0.0000	0.00
1056.5307	1001.00	1002	1001.8383	70.1726	2.2369	0.0000	0.00

channel number : 6
14 lines used

1056.5300	106.00	107	106.5802	1278.0441	1.8121	0.0000	0.00
1080.1000	136.00	137	136.4973	2742.8722	1.8613	0.0000	0.00
84.7500	142.00	142	142.3806	7620.8027	1.8096	0.0000	0.00
1114.6082	180.00	181	180.5063	30553.7246	1.7897	0.0000	0.00
1118.0586	185.00	185	184.9618	45305.9561	1.8567	0.0000	0.00
1169.1203	251.00	251	250.7285	3234.4438	1.8260	0.0000	0.00
1198.8200	289.00	289	289.3293	9570.7548	1.6933	0.0000	0.00
1206.9639	300.00	300	299.8622	29693.8457	1.7934	0.0000	0.00
1246.2810	351.00	351	351.1813	7741.1832	1.7286	0.0000	0.00
1269.2687	381.00	381	381.2131	13096.1911	1.6854	0.0000	0.00
1291.5550	410.00	410	410.3958	14586.7402	1.5337	0.0000	0.00
1322.2861	451.00	451	450.6024	8655.4979	1.5769	0.0000	0.00
1523.4907	713.00	713	712.9547	19897.7249	1.7028	0.0000	0.00
1716.6646	956.00	956	955.6494	1147.7221	1.8896	0.0000	0.00

channel number : 7
2 lines used

1958.2491	207.00	208	208.3122	6086.7465	4.4231	976.0635	0.00
2035.5812	940.00	942	941.8048	3457.0840	4.8339	1106.8461	0.00

channel number : 8
5 lines used

2266.7991	76.00	76	75.8110	250.7725	3.4862	636.8280	0.00

2310.6829	395.00	394	394.0793	5652.0189	3.6322	1322.6907	0.00
2326.6638	524.00	523	522.7238	9294.5138	3.5496	1498.6226	0.00
2337.9391	616.00	616	615.4114	11692.4878	3.7715	1620.9022	0.00
2364.2956	840.00	839	839.0580	30683.1853	3.9427	1579.1367	0.00

```
time       = Mon Sep 14 03:17:28 1998
batch      = du1
Start TOD = Mon 14-Sep-98 00:24:10
End   TOD = Mon 14-Sep-98 00:29:33
Processing= computation of average, standard dev. and rel.standard dev.
```

Version: 0.1
Input files:

/disk1/scia/DATA-DIR/SLIT-FUNCTION_EXT/7/scia_14091998_001029440.egse_ltf.du1.
 and

/disk1/scia/DATA-DIR/SLIT-FUNCTION_EXT/7/scia_14091998_001029440.egse_ltf.sp1.
Action:
Spectral calibration
PPG correction filename used: /disk1/scia/DATA-DIR/CORR/130998/ppg.cal
ETALON correction filename used: /disk1/scia/DATA-DIR/CORR/130998/etalon.cal
PIXEL correction filename used: /disk1/scia/DATA-DIR/CORR/130998/dead_bad.pix
WL correction filename used: /disk1/scia/DATA-DIR/CORR/130998/wl.data
STRAYLIGHT correction filename used: /disk1/scia/DATA-DIR/CORR/130998/stray.da
Coefficients in files /disk1/scia/DATA-DIR/SLIT-FUNCTION_EXT/7/scia_14091998_0
Processing time: Mon Sep 14 03:30:58 1998
Output file name:
/disk1/scia/DATA-DIR/SLIT-FUNCTION_EXT/7/scia_14091998_001029440.egse_ltf.sp1.

```
time       = Mon Sep 14 03:16:55 1998
batch      = sp1
Start TOD  = Mon 14-Sep-98 00:17:42
End   TOD  = Mon 14-Sep-98 00:24:10
Processing= computation of average, standard dev. and rel.standard dev.
```

Version: 0.1
Input files:

/disk1/scia/DATA-DIR/SLIT-FUNCTION_EXT/7/scia_14091998_001029440.egse_ltf.du1.
 and

/disk1/scia/DATA-DIR/SLIT-FUNCTION_EXT/7/scia_14091998_001029440.egse_ltf.ss1.
Action:
Spectral calibration
PPG correction filename used: /disk1/scia/DATA-DIR/CORR/130998/ppg.cal
ETALON correction filename used: /disk1/scia/DATA-DIR/CORR/130998/etalon.cal
PIXEL correction filename used: /disk1/scia/DATA-DIR/CORR/130998/dead_bad.pix
WL correction filename used: /disk1/scia/DATA-DIR/CORR/130998/wl.data
STRAYLIGHT correction filename used: /disk1/scia/DATA-DIR/CORR/130998/stray.da
Coefficients in files /disk1/scia/DATA-DIR/SLIT-FUNCTION_EXT/7/scia_14091998_0
Processing time: Mon Sep 14 03:33:18 1998
Output file name:
/disk1/scia/DATA-DIR/SLIT-FUNCTION_EXT/7/scia_14091998_001029440.egse_ltf.ss1.

```
time       = Mon Sep 14 03:16:23 1998
batch      = ss1
Start TOD = Mon 14-Sep-98 00:10:56
End   TOD = Mon 14-Sep-98 00:17:42
Processing= computation of average, standard dev. and rel.standard dev.
```

Formal Run of Measurement

(Measurement ID) ETA_IR_Limb

Request for Actual Status		(cross out entries that are **not** requested.)
Request for Modification	X	(fill in only entries to be modified)
Request for Run	X	(no entries = run based on actual default settings)

Scanner Positions

Azimuth	-45	deg
Elevation	+165	deg

Timeline for each Data Acquisition Period during Measurement

	1	2	3	4	5	6	7	8	9	10
State ID	13									
Repetitions	5									

State Parameters for States used in Timeline (State ID must be given)

Step 19-6

Channel	PET [s] or H#	Co-Adding	PET [s] or H#	Co-Adding	PET [s] or H#	Co-Adding	PET [s] or H#	Co-Adding
1a	64	1						
1b	64	1						
2b	64	1						
2a	64	1						
3	64	1						
4	64	1						
5	64	1						
6	32	2						
7	4	16						
8	4	16						
State ID								

Stimuli Settings for Existing Blocks in Measurement

Block No	Stimuli Setup ID	PPC [deg]	Polarizer [deg]	Shutter open/close	Acquisition Time [s]	Lambda [nm] Start	Stop	Step	Repetition Factor	Message	OS Setup Time [s]
1	2	19	172.2	close	1	240	240	0	16	DU1	12
2.1	2	19	172.2	open	1	240	240	0	16	WSd#	20
2.2	2	19	86.0	open	1	240	240	0	16	Wpd#	20
3.1	2	9	172.2	open	1	240	240	0	16	WSb#	20
3.2	2	9	86.0	open	1	240	240	0	16	Wpb#	20
4	2	9	86.0	close	1	240	240	0	16	DU2	8

Measurement Data Description

Test Purpose	UID 56
Remark	Redo
Data Directory	0257_01_1934_ETA_IR_Limb

Signatures

	Date	Signature
Issued	140998	
< Performed		

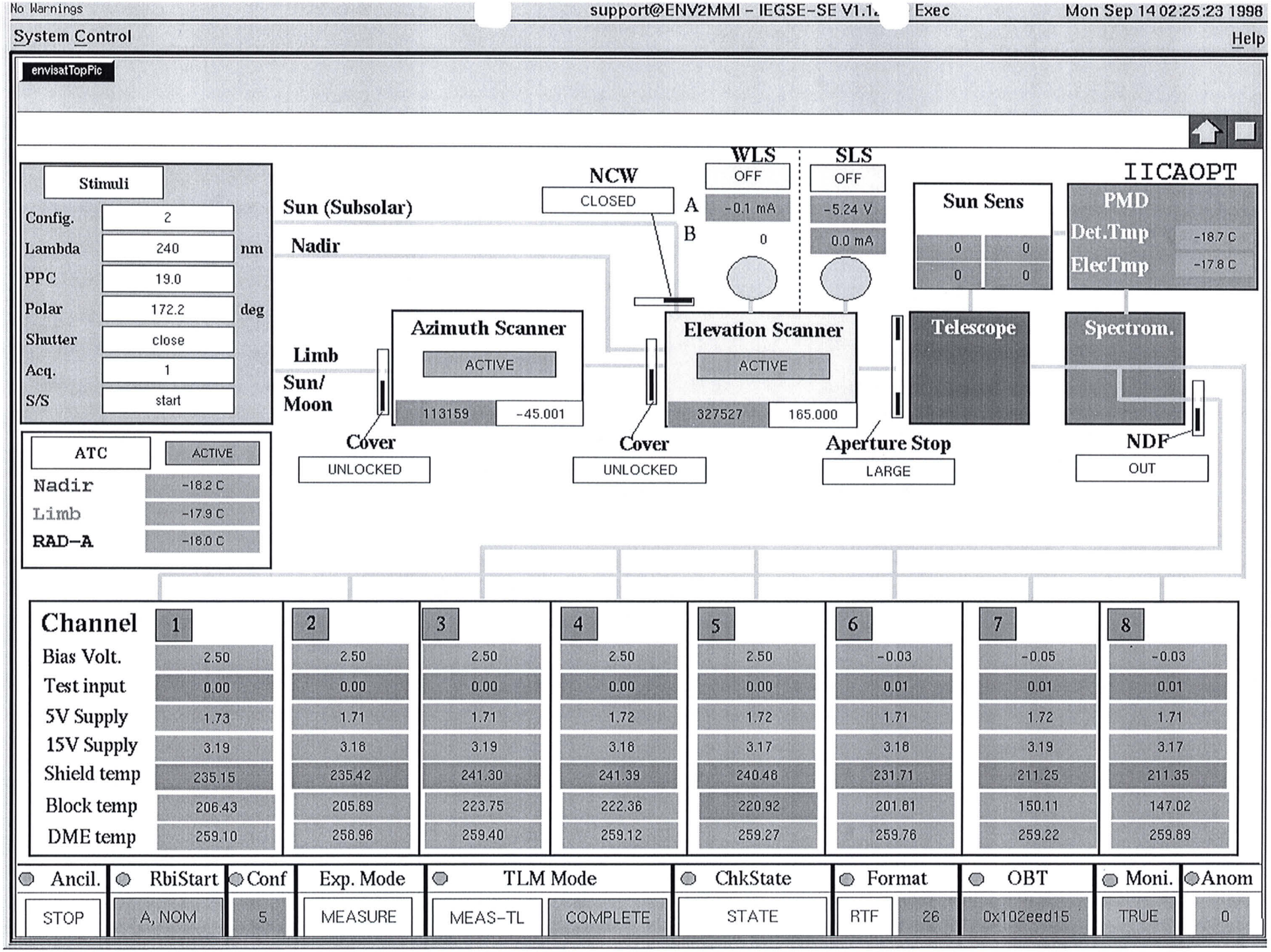
No Warnings
support@ENV2MMI - IEGSE-SE V1.1.
Exec
Mon Sep 14 02:25:23 1998
System Control
Help
envisatTopPic
Stimuli
Config. 2
Lambda 240 nm
PPC 19.0
Polar 172.2 deg
Shutter close
Acq. 1
S/S start
ATC ACTIVE
Nadir -18.2 C
Limb -17.9 C
RAD-A -18.0 C
Sun (Subsolar)
Nadir
Limb
Sun/
Moon
NCW
CLOSED
WLS
OFF
-0.1 mA
A
B
0
SLS
OFF
-5.24 V
0.0 mA
Sun Sens
0 0
0 0
IICAOPT
PMD
Det.Tmp -18.7 C
ElecTmp -17.8 C
Azimuth Scanner
ACTIVE
113159 -45.001
Elevation Scanner
ACTIVE
327527 165.000
Telescope
Spectrom.
Cover
UNLOCKED
Cover
UNLOCKED
Aperture Stop
LARGE
NDF
OUT
Channel 1 2 3 4 5 6 7 8
Bias Volt. 2.50 2.50 2.50 2.50 2.50 -0.03 -0.05 -0.03
Test input 0.00 0.00 0.00 0.00 0.00 0.01 0.01 0.01
5V Supply 1.73 1.71 1.71 1.72 1.72 1.71 1.72 1.71
15V Supply 3.19 3.18 3.19 3.18 3.17 3.18 3.19 3.17
Shield temp 235.15 235.42 241.30 241.39 240.48 231.71 211.25 211.35
Block temp 206.43 205.89 223.75 222.36 220.92 201.81 150.11 147.02
DME temp 259.10 258.96 259.40 259.12 259.27 259.76 259.22 259.89
Ancil. STOP
RbiStart A, NOM
Conf 5
Exp. Mode MEASURE
TLM Mode MEAS-TL COMPLETE
ChkState STATE
Format RTF 26
OBT 0x102eed15
Moni. TRUE
Anom 0

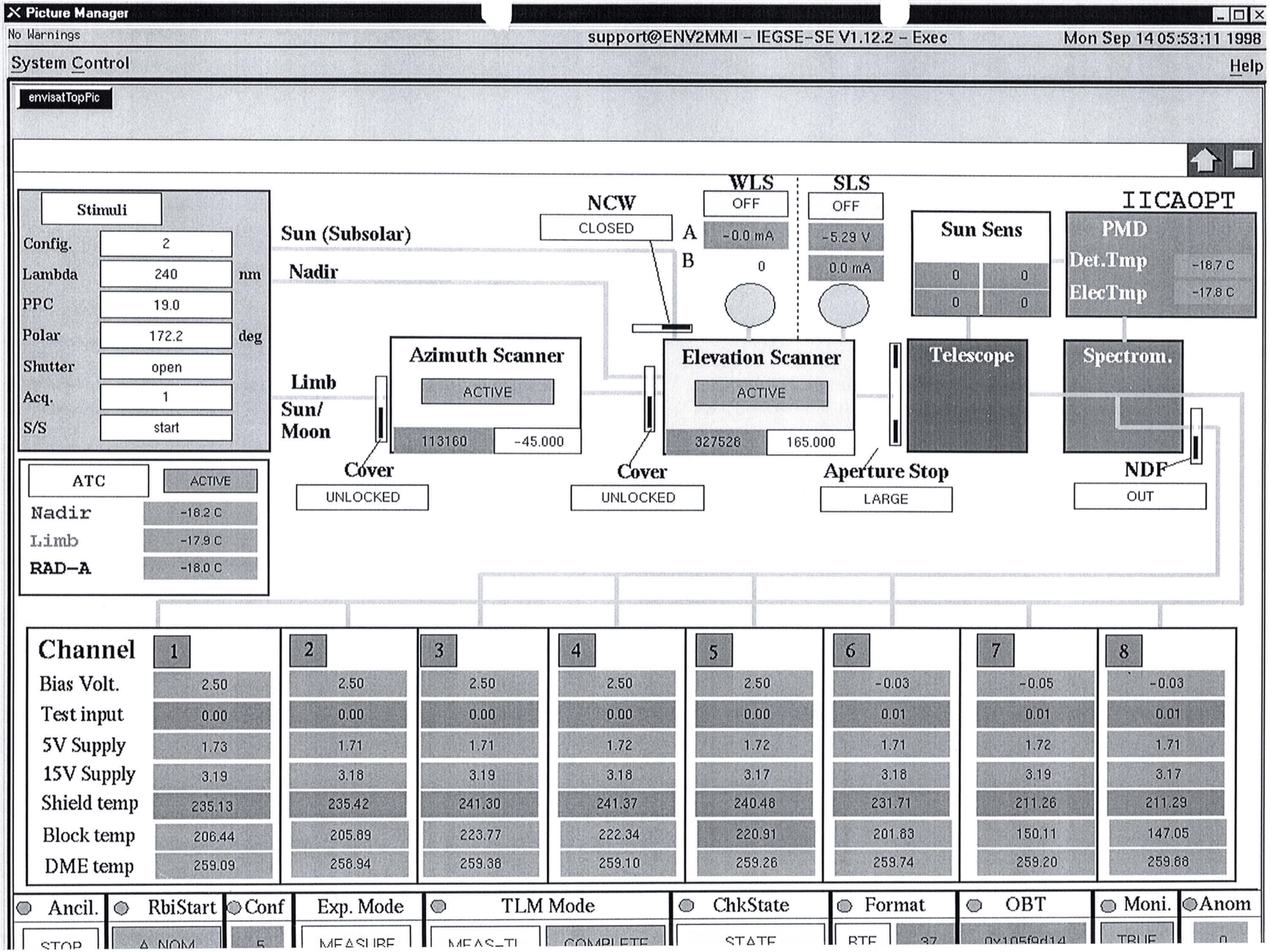
Picture Manager
No Warnings
support@ENV2MMI - IEGSE-SE V1.12.2 - Exec
Mon Sep 14 05:53:11 1998
System Control
Help
envisatTopPic
Stimuli
Config. 2
Lambda 240 nm
PPC 19.0
Polar 172.2 deg
Shutter open
Acq. 1
S/S start
ATC ACTIVE
Nadir -18.2 C
Limb -17.9 C
RAD-A -18.0 C
Sun (Subsolar)
Nadir
Limb
Sun/
Moon
NCW
CLOSED
WLS
OFF
A
B
-0.0 mA
0
SLS
OFF
-5.29 V
0.0 mA
Sun Sens
0 0
0 0
IICAOPT
PMD
Det.Tmp -16.7 C
ElecTmp -17.8 C
Azimuth Scanner
ACTIVE
113160 -45.000
Elevation Scanner
ACTIVE
327528 165.000
Telescope
Spectrom.
Cover
UNLOCKED
Cover
UNLOCKED
Aperture Stop
LARGE
NDF
OUT
Channel 1 2 3 4 5 6 7 8
Bias Volt. 2.50 2.50 2.50 2.50 2.50 -0.03 -0.05 -0.03
Test input 0.00 0.00 0.00 0.00 0.00 0.01 0.01 0.01
5V Supply 1.73 1.71 1.71 1.72 1.72 1.71 1.72 1.71
15V Supply 3.19 3.18 3.19 3.18 3.17 3.18 3.19 3.17
Shield temp 235.13 235.42 241.30 241.37 240.48 231.71 211.26 211.29
Block temp 206.44 205.89 223.77 222.34 220.91 201.83 150.11 147.05
DME temp 259.09 258.94 259.38 259.10 259.26 259.74 259.20 259.68
Ancil.
RbiStart
Conf
Exp. Mode
TLM Mode
ChkState
Format
OBT
Moni.
Anom
STOP
A_NOM
5
MEASURE
MEAS_TL
COMPLETE
STATE
RTE
37
0x105f9d14
TRUE
0

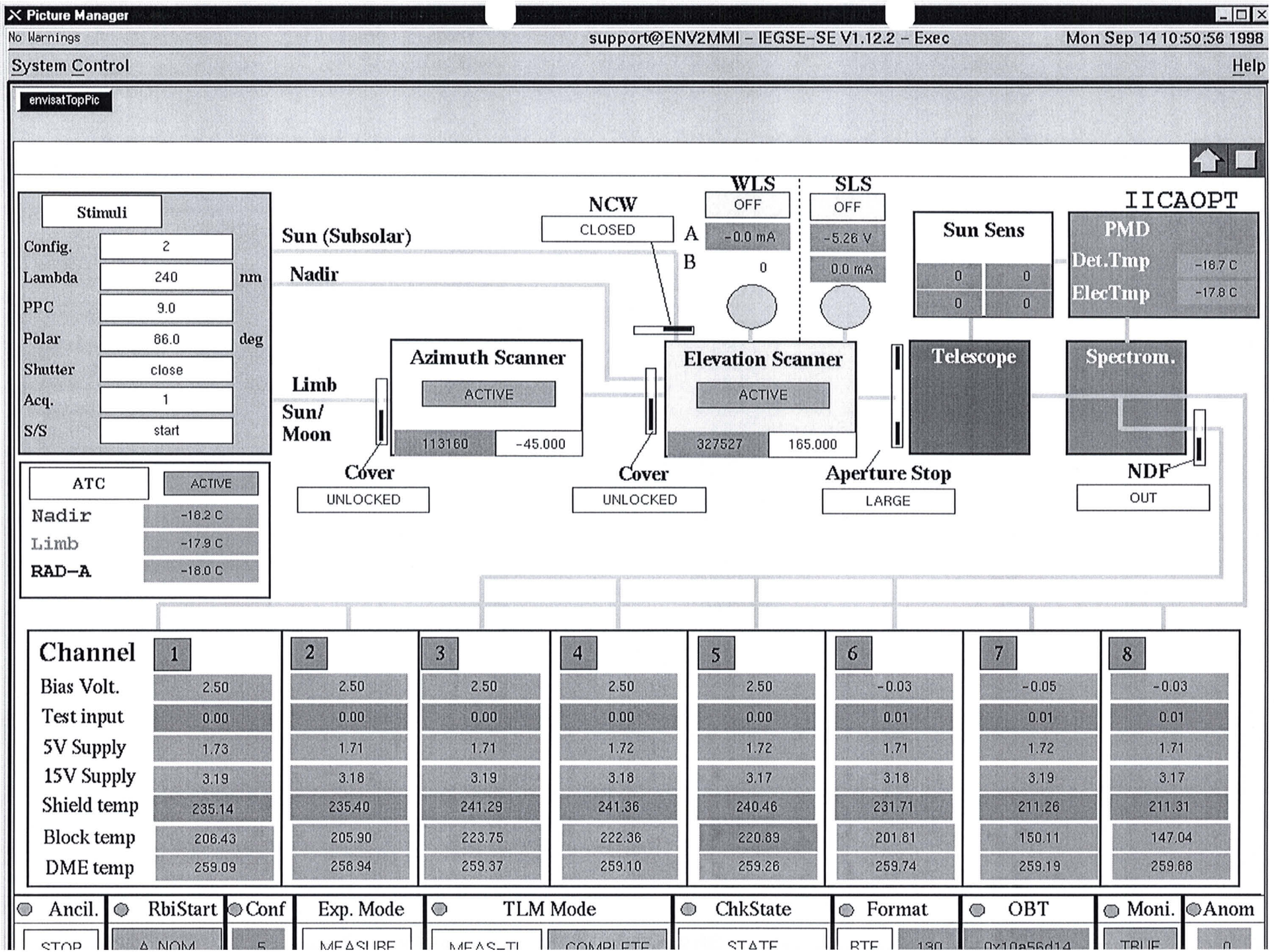
Picture Manager
No Warnings
support@ENV2MMI - IEGSE-SE V1.12.2 - Exec
Mon Sep 14 10:50:56 1998
System Control
Help
envisatTopPic
Stimuli
Config. 2
Lambda 240 nm
PPC 9.0
Polar 86.0 deg
Shutter close
Acq. 1
S/S start
ATC ACTIVE
Nadir -18.2 C
Limb -17.9 C
RAD-A -18.0 C
Sun (Subsolar)
Nadir
Limb
Sun/
Moon
NCW
CLOSED
WLS
OFF
A -0.0 mA
B 0
SLS
OFF
-5.26 V
0.0 mA
Sun Sens
0 0
0 0
IICAOPT
PMD
Det.Tmp -18.7 C
ElecTmp -17.8 C
Azimuth Scanner
ACTIVE
113160 -45.000
Elevation Scanner
ACTIVE
327527 165.000
Telescope
Spectrom.
Cover
UNLOCKED
Cover
UNLOCKED
Aperture Stop
LARGE
NDF
OUT
Channel 1 2 3 4 5 6 7 8
Bias Volt. 2.50 2.50 2.50 2.50 2.50 -0.03 -0.05 -0.03
Test input 0.00 0.00 0.00 0.00 0.00 0.01 0.01 0.01
5V Supply 1.73 1.71 1.71 1.72 1.72 1.71 1.72 1.71
15V Supply 3.19 3.18 3.19 3.18 3.17 3.18 3.19 3.17
Shield temp 235.14 235.40 241.29 241.36 240.46 231.71 211.26 211.31
Block temp 206.43 205.90 223.75 222.36 220.89 201.61 150.11 147.04
DME temp 259.09 256.94 259.37 259.10 259.26 259.74 259.19 259.66
Ancil.
RbiStart
Conf
Exp. Mode
TLM Mode
ChkState
Format
OBT
Moni.
Anom
STOP
A_NOM
5
MEASURE
MEAS_TL
COMPLETE
STATE
RTE
130
0x10a56d14
TRUE
0

STEP	ACTION	RESULT	MARKER
Intro	Your name: Date:	Claudie Bos 14-sept-1998	
	What's the name of the (main) data input files generated by the EGSE? (*.dat)	scia-14091998-012249715.dat	(A)
	Setup a three-window configuration on your SUN.		see course descr.

Cnstr directory	`cd ~/DATA-DIR/ETA-IR/ ; ls -l`
	highest number in directory?
	New directory: `mkdir <B+1>`
	`ls -l`
	What's now the highest number in directory?
	<C> should be <B> + 1
	directory name is:
		11
		
		12
		(Y) / N
		~/DATA-DIR/ETA-IR/<C>
			Note: In window DATA-DIR
			(B)
			
			(C)
			(DIR-NAME)

Copy data	See Analysis sheet: Transfer Data File	(Y) / N	In DATA-DIR window
Cnstr EGSE_LTF	`cal_raw2ltf .` (Error messages are not necessarily fatal; check with SOLAN --in solan window-- whether output file is okay: there should be a signal present, and `dremark1` labels should be filled) `ls -l *.egse_ltf`		Note: In window DATA-DIR; ***don't forget the dot !!!;*** *May take more than 15 mins.*
	What's the name of the egse_ltf file	See (A)	(D)
	<D> should be <A>.egse_ltf	(Y) / N 8	
Cnstr CAL files	`idl run_averscia` (and select file <D> when asked)		Note: In window IDL
Check CAL files	Dark files: `ls -l *du*.avg.cal`		
	size:	146k 8	should be approx 150Kb
	S-pol file: `ls -l *ws*.avg.cal`		
	size:	146k 8	should be approx 150Kb
	P-pol file:		

`ls -l *.wp*.avg cal`

size: 146 kb 8. — should be approx 150Kb

Note: all files should be present, if not:
(a) Check file <D> using SOLAN and check whether DU, WS and WP labels are present in `dremark1` labels
(b) Check if enough disk space is available (Unix command `df -k | more`).

Print postscript

Print postscript files:
`lpr -P<printer> *.ps`
Contents dark file `*du*.avg.cal.ps` should be approx. constant within channels: Y / N

Contents P file `*wp*.avg.cal` should resemble white light source: Y / N

Contents S file `*ws*.avg.cal.ps` and `*wp*.avg.cal.ps` should resemble white light source: Y / N
Contents of `*rel_std.cal.ps` files should be smaller than 0.01 (pixel 300 -- 800) for all channels. Y / N except ch.6, ch.7
If not, value is: _____

Add postscript images to logbook, done Y / N

Print logfiles

`lpr -P<printer> *.log`
Add logfiles to logbook, done Y / N

ETA processing

Run ETA

`idl do_eta` — In IDL window

Check ETA

`ls -l *.p1.* | more` — In DATA-DIR window

Size of file `<D>.du*.avg.cal.[b|d].p1.cal` _____ 146 kb 8 — should be approx 150Kb

Size of file `<D>.du*.avg.cal.[b|d].p1.log` _____

	Size of file `<D>.du*.avg.cal.[b|d].p1.p`	
Check ETA visually	`s`	_____
	`lpr -P<printer>` `<D>.*du.*.p1.cal.ps`	
	Value of ETA in each channel (pixel 300 -- 800) between 0 and 3? (In channels 5-8).	Y / N
	Value of ETA resembles expected ETA (see [Predicted PFM calibration results])?	Y / N
	Add postscript images to logbook, done	Y / N
Print logfiles	`lpr -P<printer>` `<D>.du*.p1.cal.log`	
	Add logfiles to logbook, done	Y / N
Back up	Create 3 sets of backup CDs of directory <DIR-NAME> (One CD has a capacity of 600 Mbytes, the UNIX command `/usr/bin/du -k .` gives the number of kilo bytes in the current directory).	See analysis sheet BackUp
	Name of backup CDs	_____
Sign:	Name	_____
	Date and time	_____
	Signature	_____

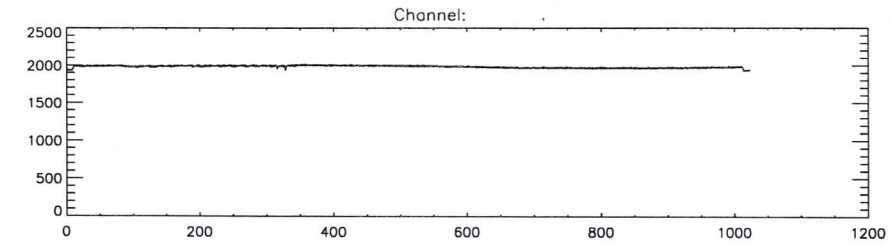
Channel:
2500
2000
1500
1000
500
0
0
200
400
600
800
1000
1200

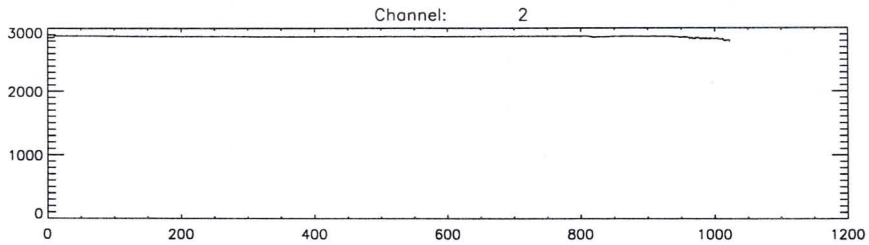
Channel: 2
3000
2000
1000
0
0
200
400
600
800
1000
1200

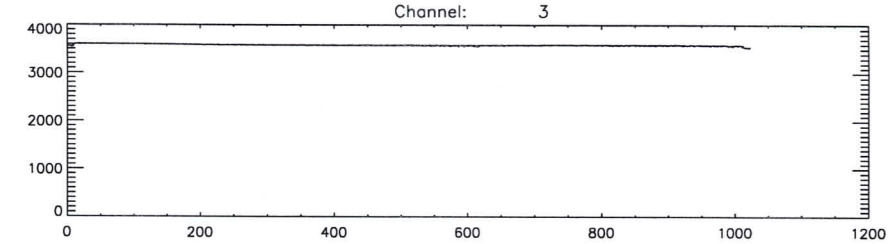
Channel: 3
4000
3000
2000
1000
0
0
200
400
600
800
1000
1200

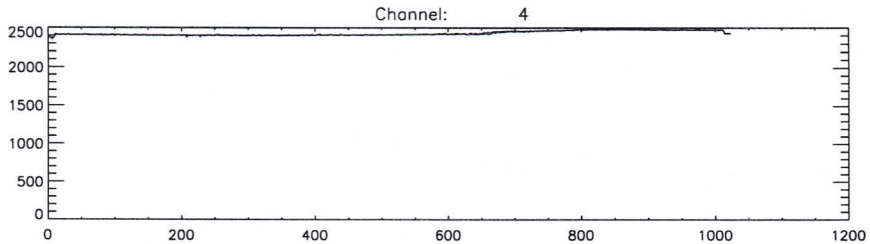
Channel: 4
2500
2000
1500
1000
500
0
0
200
400
600
800
1000
1200

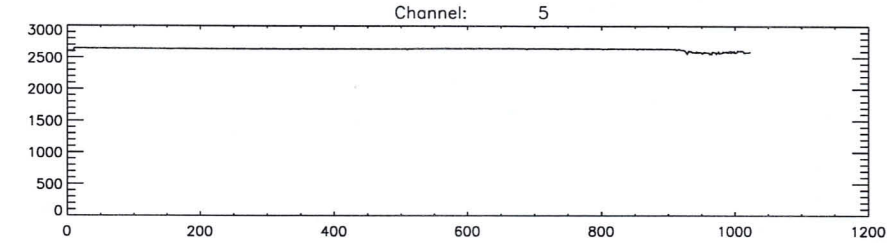
Channel: 5
3000
2500
2000
1500
1000
500
0
0
200
400
600
800
1000
1200

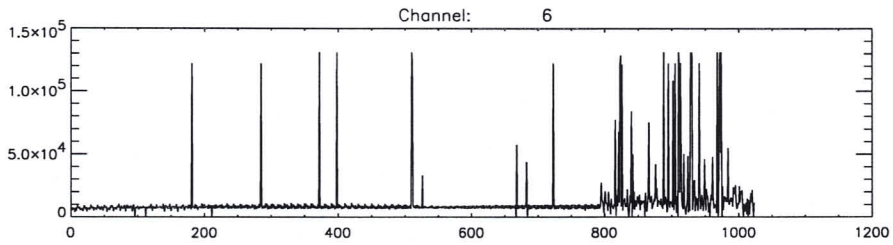
Channel: 6
1.5x10^5
1.0x10^5
5.0x10^4
0
0
200
400
600
800
1000
1200

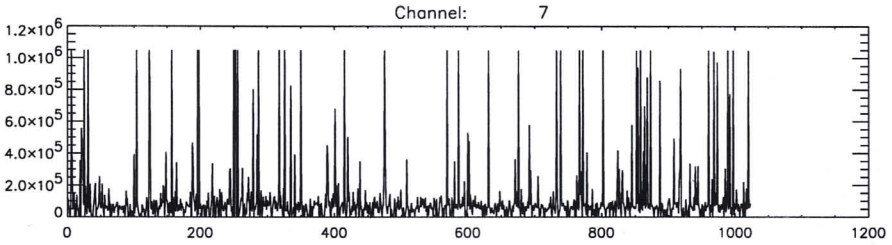
Channel: 7
1.2x10^6
1.0x10^6
8.0x10^5
6.0x10^5
4.0x10^5
2.0x10^5
0
0
200
400
600
800
1000
1200

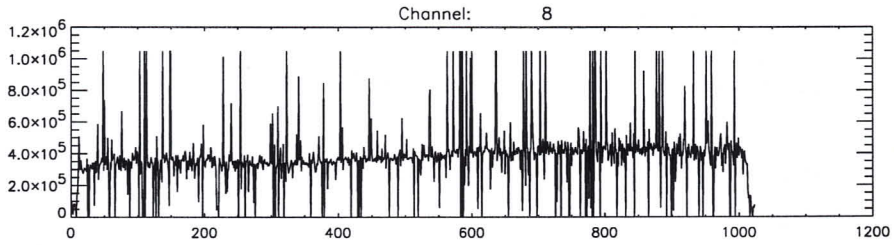
Channel: 8
1.2x10^6
1.0x10^6
8.0x10^5
6.0x10^5
4.0x10^5
2.0x10^5
0
0
200
400
600
800
1000
1200

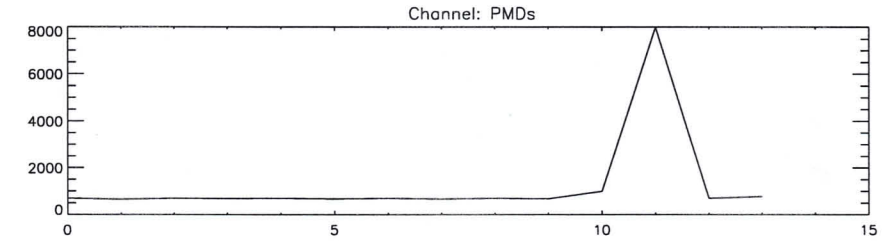
Channel: PMDs
8000
6000
4000
2000
0
0
5
10
15

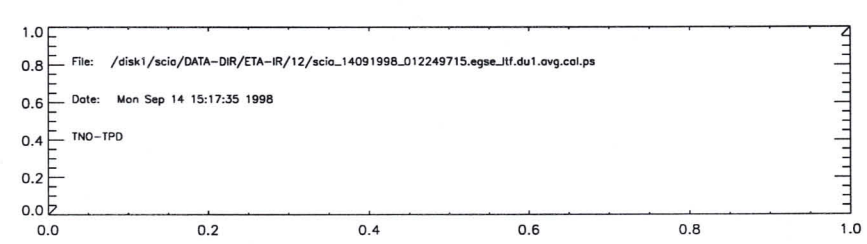
File: /disk1/scia/DATA-DIR/ETA-IR/12/scia_14091998_012249715.egse_itf.du1.avg.cal.ps
Date: Mon Sep 14 15:17:35 1998
TNO-TPD
1.0
0.8
0.6
0.4
0.2
0.0
0.0
0.2
0.4
0.6
0.8
1.0

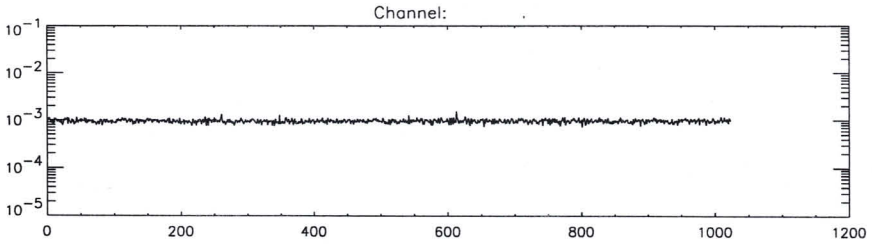
Channel:

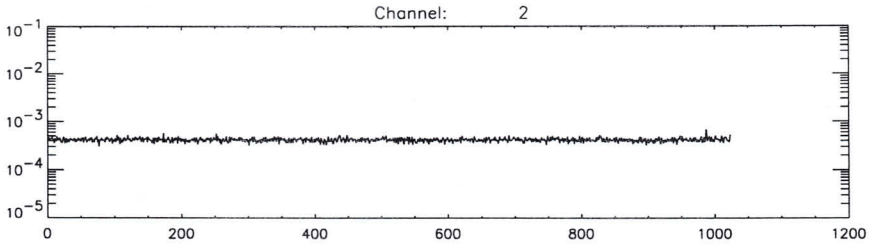
Channel: 2

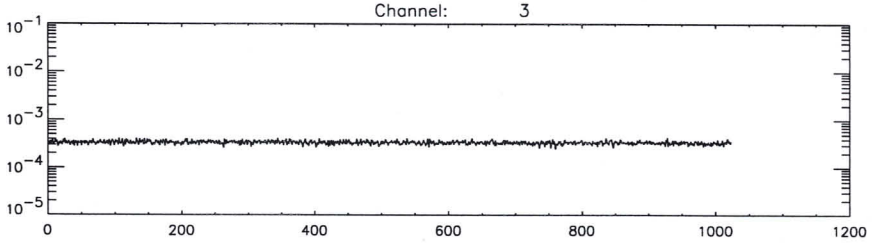
Channel: 3

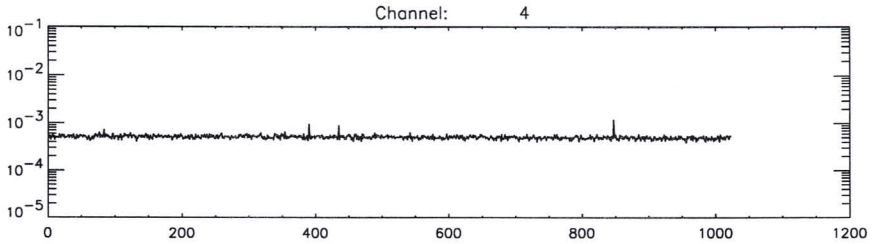
Channel: 4

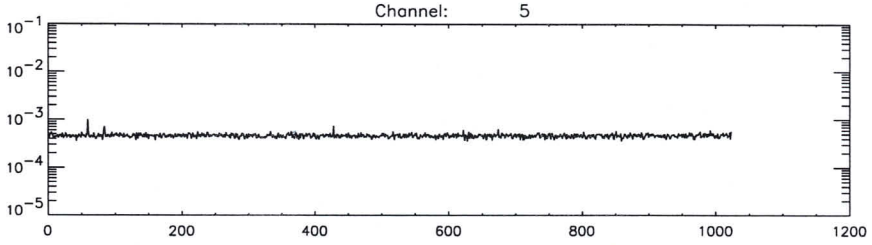
Channel: 5

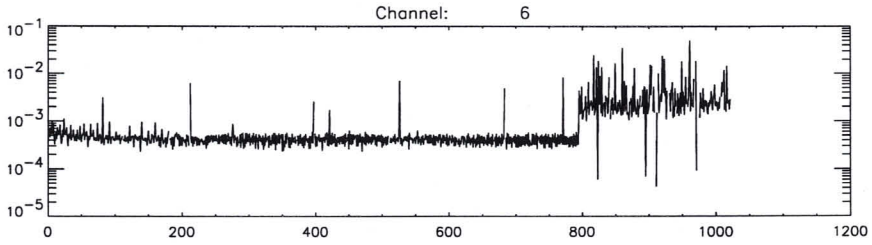
Channel: 6

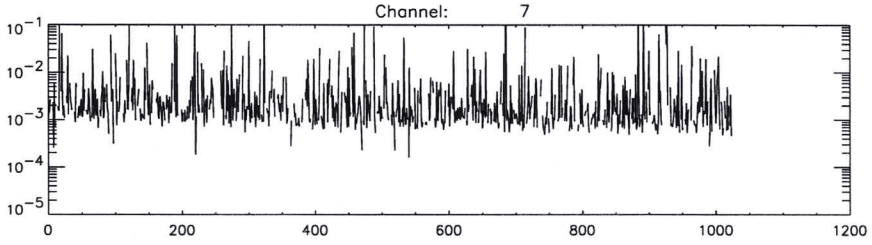
Channel: 7

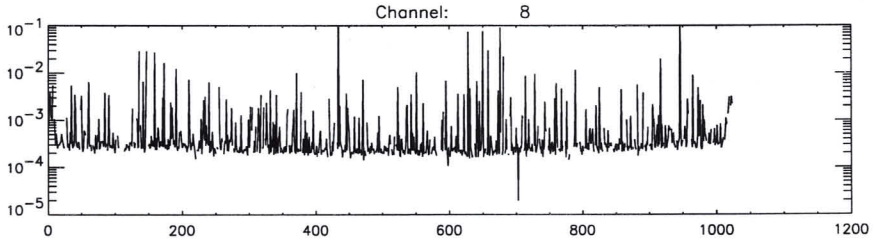
Channel: 8

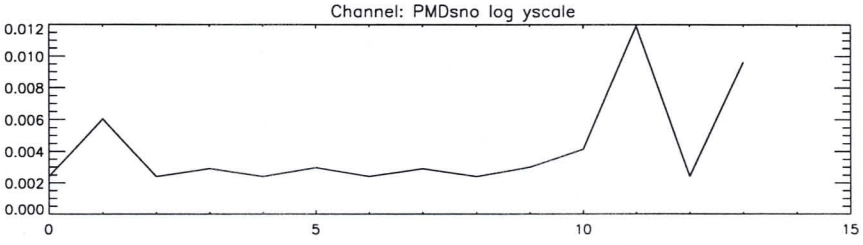
Channel: PMDsno log yscale

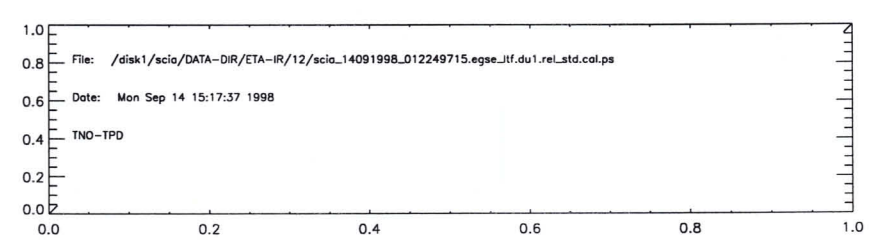
File: /disk1/scia/DATA-DIR/ETA-IR/12/scia_14091998_012249715.egse_ltf.du1.rel_std.cal.ps
Date: Mon Sep 14 15:17:37 1998
TNO-TPD

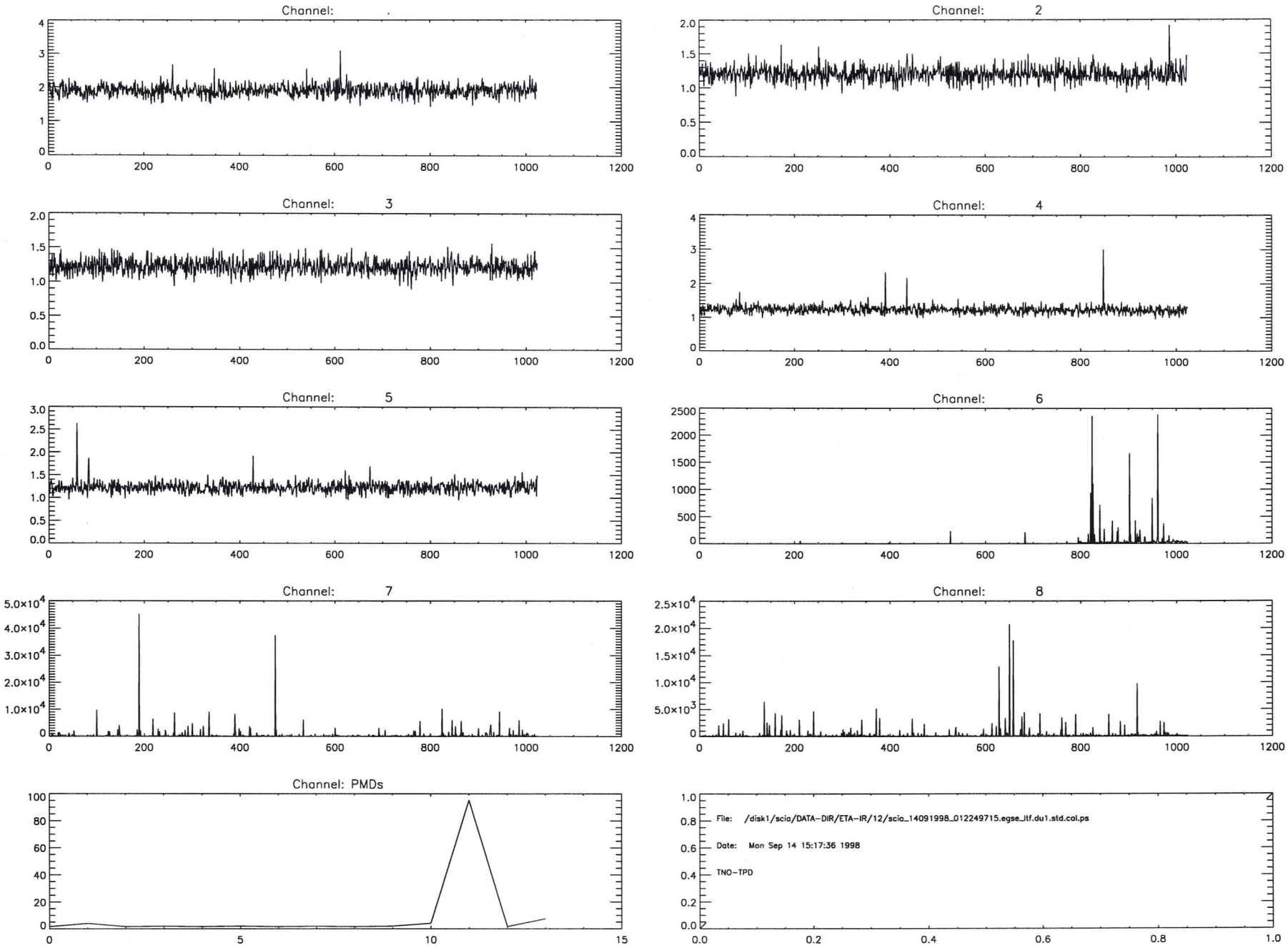
Channel:
Channel: 2
Channel: 3
Channel: 4
Channel: 5
Channel: 6
Channel: 7
Channel: 8
Channel: PMDs
File: /disk1/scia/DATA-DIR/ETA-IR/12/scia_14091998_012249715.egse_itf.du1.std.col.ps
Date: Mon Sep 14 15:17:36 1998
TNO-TPD

#####
#####
#####
#####
#####
User: scia6!scia
#####
Title: 637-1
#####
Printed: Mon 16:07 Sep 14, 1998
#####
Job number: hp6mp-637
#####
#####
#####
#####
#####

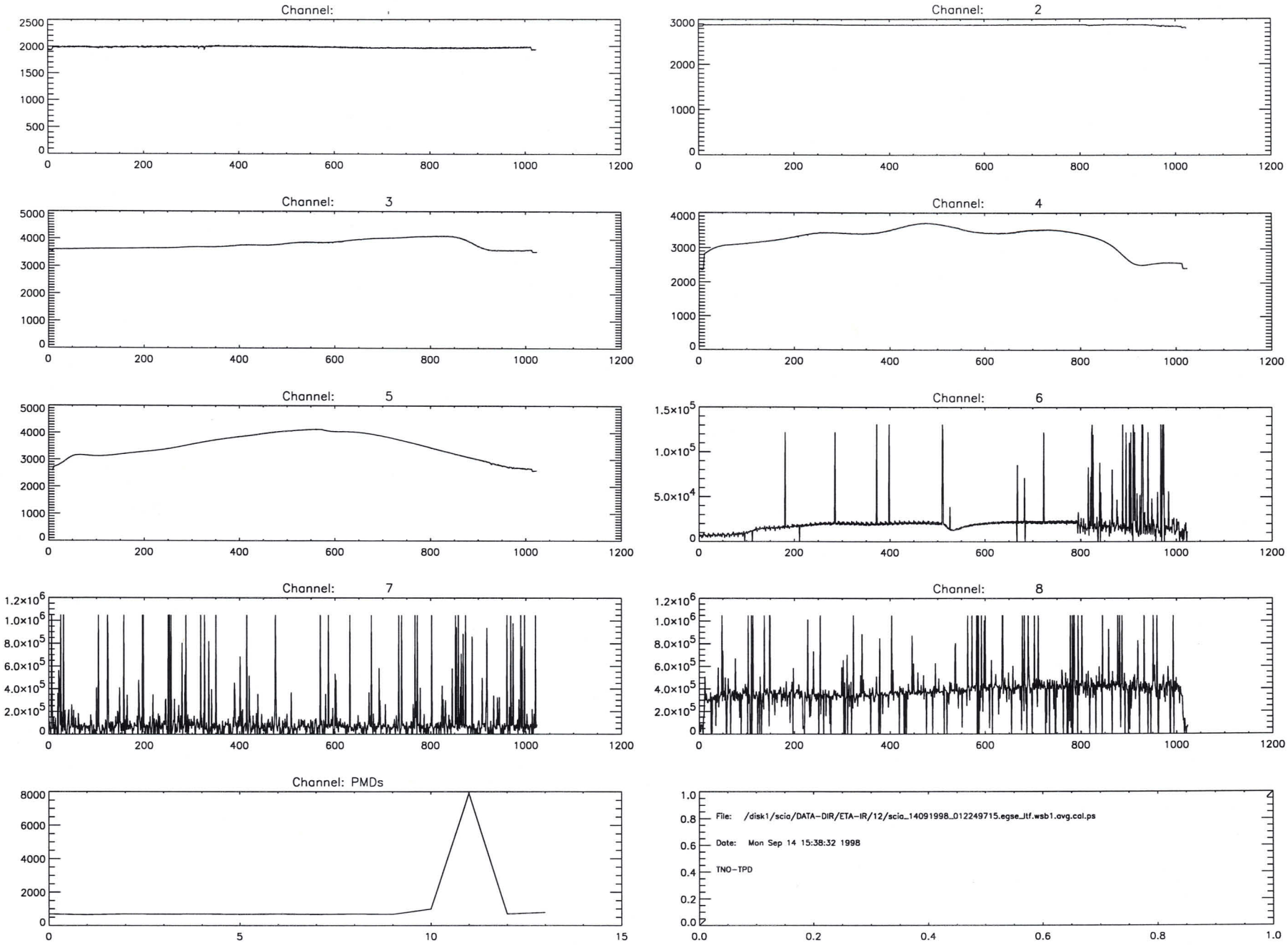
Channel:
Channel: 2
Channel: 3
Channel: 4
Channel: 5
Channel: 6
Channel: 7
Channel: 8
Channel: PMDs
File: /disk1/scia/DATA-DIR/ETA-IR/12/scia_14091998_012249715.egse_ltf.wsb1.avg.cal.ps
Date: Mon Sep 14 15:38:32 1998
TNO-TPD

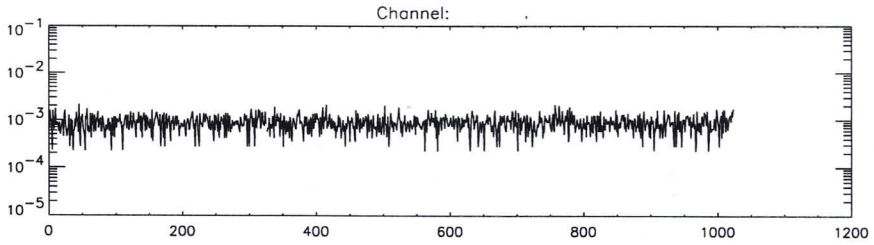
Channel:
10^{-1}
10^{-2}
10^{-3}
10^{-4}
10^{-5}
0
200
400
600
800
1000
1200

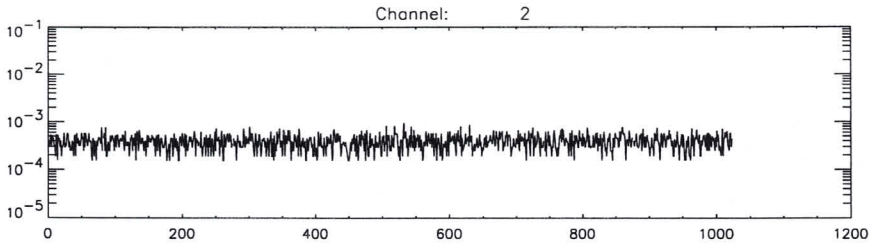
Channel: 2
10^{-1}
10^{-2}
10^{-3}
10^{-4}
10^{-5}
0
200
400
600
800
1000
1200

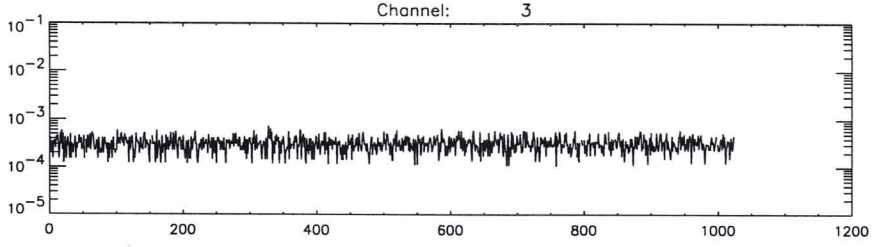
Channel: 3
10^{-1}
10^{-2}
10^{-3}
10^{-4}
10^{-5}
0
200
400
600
800
1000
1200

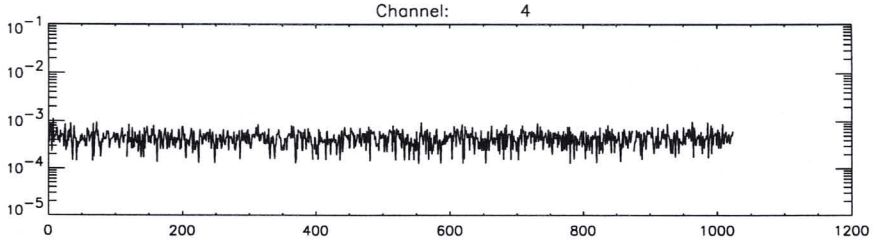
Channel: 4
10^{-1}
10^{-2}
10^{-3}
10^{-4}
10^{-5}
0
200
400
600
800
1000
1200

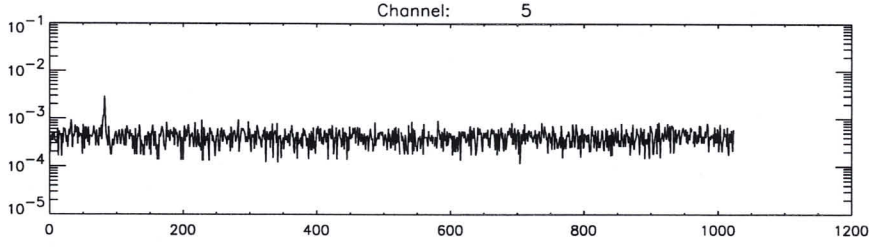
Channel: 5
10^{-1}
10^{-2}
10^{-3}
10^{-4}
10^{-5}
0
200
400
600
800
1000
1200

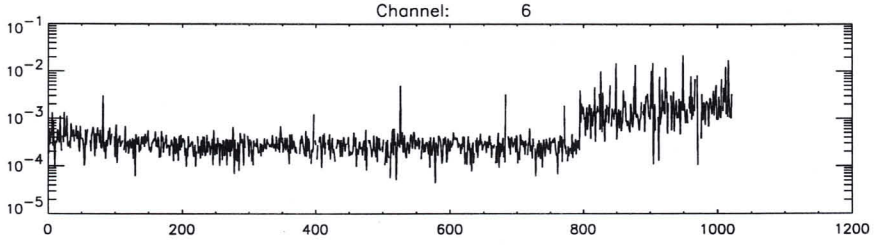
Channel: 6
10^{-1}
10^{-2}
10^{-3}
10^{-4}
10^{-5}
0
200
400
600
800
1000
1200

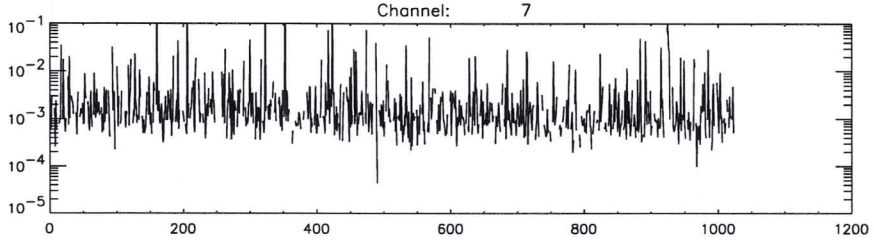
Channel: 7
10^{-1}
10^{-2}
10^{-3}
10^{-4}
10^{-5}
0
200
400
600
800
1000
1200

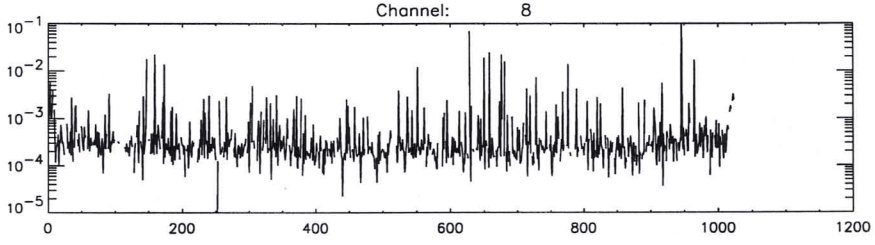
Channel: 8
10^{-1}
10^{-2}
10^{-3}
10^{-4}
10^{-5}
0
200
400
600
800
1000
1200

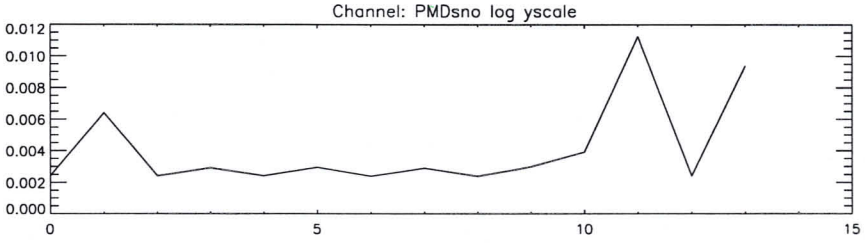
Channel: PMDsno log yscale
0.012
0.010
0.008
0.006
0.004
0.002
0.000
0
5
10
15

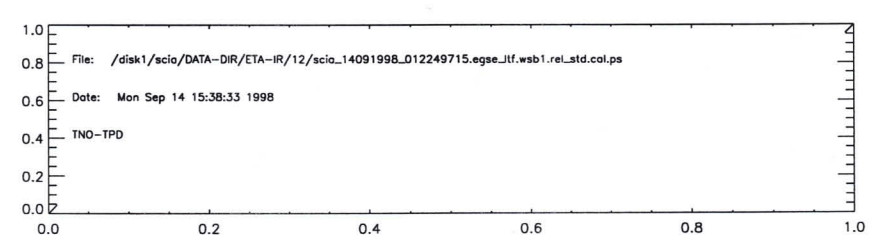
1.0
0.8
0.6
0.4
0.2
0.0
File: /disk1/scia/DATA-DIR/ETA-IR/12/scia_14091998_012249715.egse_itf.wsb1.rel_std.col.ps
Date: Mon Sep 14 15:38:33 1998
TNO-TPD
0.0
0.2
0.4
0.6
0.8
1.0

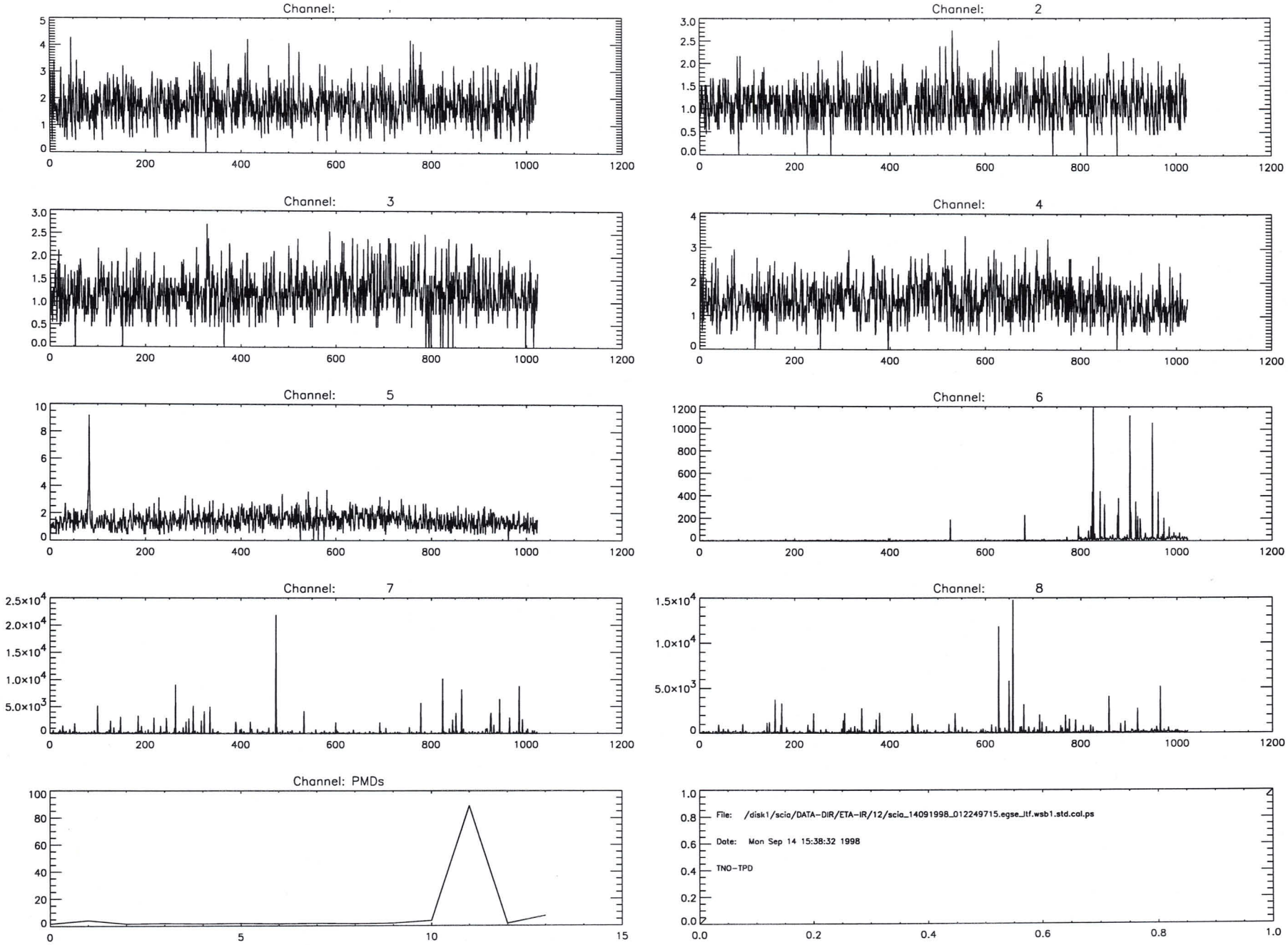
Channel:
Channel: 2
Channel: 3
Channel: 4
Channel: 5
Channel: 6
Channel: 7
Channel: 8
Channel: PMDs
File: /disk1/scia/DATA-DIR/ETA-IR/12/scia_14091998_012249715.egse_itf.wsb1.std.cal.ps
Date: Mon Sep 14 15:38:32 1998
TNO-TPD

#####
#####
#####
#####
#####
User: scia6!scia
#####
Title: 638-1
#####
Printed: Mon 16:09 Sep 14, 1998
#####
Job number: hp6mp-638
#####
#####
#####
#####
#####

```
time       = Mon Sep 14 15:17:37 1998
batch      = du1
Start TOD = Mon 14-Sep-98 01:23:48
End   TOD = Mon 14-Sep-98 03:10:35
Processing= computation of average, standard dev. and rel.standard dev.
```

#####
#####
#####
#####
#####
User: scia6!scia
#####
Title: 639-1
#####
Printed: Mon 16:09 Sep 14, 1998
#####
Job number: hp6mp-639
#####
#####
#####
#####
#####

```
time       = Mon Sep 14 15:38:33 1998
batch      = wsb1
Start TOD = Mon 14-Sep-98 06:43:55
End   TOD = Mon 14-Sep-98 06:50:50
Processing= computation of average, standard dev. and rel.standard dev.
```

#####
#####
#####
#####
#####
User: scia6!scia
#####
Title: 640-1
#####
Printed: Mon 16:13 Sep 14, 1998
#####
Job number: hp6mp-640
#####
#####
#####
#####
#####

```
Version:  0.1
Input files:
 /disk1/scia/DATA-DIR/ETA-IR/12/scia_14091998_012249715.egse_ltf.du1.avg.cal
 /disk1/scia/DATA-DIR/ETA-IR/12/scia_14091998_012249715.egse_ltf.wpb1.avg.cal
 /disk1/scia/DATA-DIR/ETA-IR/12/scia_14091998_012249715.egse_ltf.wpb10.avg.cal
 /disk1/scia/DATA-DIR/ETA-IR/12/scia_14091998_012249715.egse_ltf.wpb11.avg.cal
 /disk1/scia/DATA-DIR/ETA-IR/12/scia_14091998_012249715.egse_ltf.wpb12.avg.cal
 /disk1/scia/DATA-DIR/ETA-IR/12/scia_14091998_012249715.egse_ltf.wpb13.avg.cal
 /disk1/scia/DATA-DIR/ETA-IR/12/scia_14091998_012249715.egse_ltf.wpb14.avg.cal
 /disk1/scia/DATA-DIR/ETA-IR/12/scia_14091998_012249715.egse_ltf.wpb15.avg.cal
 /disk1/scia/DATA-DIR/ETA-IR/12/scia_14091998_012249715.egse_ltf.wpb16.avg.cal
 /disk1/scia/DATA-DIR/ETA-IR/12/scia_14091998_012249715.egse_ltf.wpb2.avg.cal
 /disk1/scia/DATA-DIR/ETA-IR/12/scia_14091998_012249715.egse_ltf.wpb3.avg.cal
 /disk1/scia/DATA-DIR/ETA-IR/12/scia_14091998_012249715.egse_ltf.wpb4.avg.cal
 /disk1/scia/DATA-DIR/ETA-IR/12/scia_14091998_012249715.egse_ltf.wpb5.avg.cal
 /disk1/scia/DATA-DIR/ETA-IR/12/scia_14091998_012249715.egse_ltf.wpb6.avg.cal
 /disk1/scia/DATA-DIR/ETA-IR/12/scia_14091998_012249715.egse_ltf.wpb7.avg.cal
 /disk1/scia/DATA-DIR/ETA-IR/12/scia_14091998_012249715.egse_ltf.wpb8.avg.cal
 /disk1/scia/DATA-DIR/ETA-IR/12/scia_14091998_012249715.egse_ltf.wpb9.avg.cal
 /disk1/scia/DATA-DIR/ETA-IR/12/scia_14091998_012249715.egse_ltf.wsb1.avg.cal
 /disk1/scia/DATA-DIR/ETA-IR/12/scia_14091998_012249715.egse_ltf.wsb10.avg.cal
 /disk1/scia/DATA-DIR/ETA-IR/12/scia_14091998_012249715.egse_ltf.wsb11.avg.cal
   isk1/scia/DATA-DIR/ETA-IR/12/scia_14091998_012249715.egse_ltf.wsb12.avg.cal
 /disk1/scia/DATA-DIR/ETA-IR/12/scia_14091998_012249715.egse_ltf.wsb13.avg.cal
 /disk1/scia/DATA-DIR/ETA-IR/12/scia_14091998_012249715.egse_ltf.wsb14.avg.cal
 /disk1/scia/DATA-DIR/ETA-IR/12/scia_14091998_012249715.egse_ltf.wsb15.avg.cal
 /disk1/scia/DATA-DIR/ETA-IR/12/scia_14091998_012249715.egse_ltf.wsb16.avg.cal
 /disk1/scia/DATA-DIR/ETA-IR/12/scia_14091998_012249715.egse_ltf.wsb2.avg.cal
 /disk1/scia/DATA-DIR/ETA-IR/12/scia_14091998_012249715.egse_ltf.wsb3.avg.cal
 /disk1/scia/DATA-DIR/ETA-IR/12/scia_14091998_012249715.egse_ltf.wsb4.avg.cal
 /disk1/scia/DATA-DIR/ETA-IR/12/scia_14091998_012249715.egse_ltf.wsb5.avg.cal
 /disk1/scia/DATA-DIR/ETA-IR/12/scia_14091998_012249715.egse_ltf.wsb6.avg.cal
 /disk1/scia/DATA-DIR/ETA-IR/12/scia_14091998_012249715.egse_ltf.wsb7.avg.cal
 /disk1/scia/DATA-DIR/ETA-IR/12/scia_14091998_012249715.egse_ltf.wsb8.avg.cal
 /disk1/scia/DATA-DIR/ETA-IR/12/scia_14091998_012249715.egse_ltf.wsb9.avg.cal
Processing:
Computation of Eta (do_single_eta)
PPG correction filename used: /disk1/scia/DATA-DIR/CORR/130998/ppg.cal
ETALON correction filename used:
PIXEL correction filename used: /disk1/scia/DATA-DIR/CORR/130998/dead_bad.pix
WL correction filename used: /disk1/scia/DATA-DIR/CORR/130998/wl.data
S  AYLIGHT correction filename used:
Processing time: Mon Sep 14 16:19:23 1998
Output file name:
/disk1/scia/DATA-DIR/ETA-IR/12/scia_14091998_012249715.egse_ltf.du1.avg.cal.b.
```

```
Version:  0.1
Input files:
 /disk1/scia/DATA-DIR/ETA-IR/12/scia_14091998_012249715.egse_ltf.du1.avg.cal
 /disk1/scia/DATA-DIR/ETA-IR/12/scia_14091998_012249715.egse_ltf.wpd1.avg.cal
 /disk1/scia/DATA-DIR/ETA-IR/12/scia_14091998_012249715.egse_ltf.wpd10.avg.cal
 /disk1/scia/DATA-DIR/ETA-IR/12/scia_14091998_012249715.egse_ltf.wpd11.avg.cal
 /disk1/scia/DATA-DIR/ETA-IR/12/scia_14091998_012249715.egse_ltf.wpd12.avg.cal
 /disk1/scia/DATA-DIR/ETA-IR/12/scia_14091998_012249715.egse_ltf.wpd13.avg.cal
 /disk1/scia/DATA-DIR/ETA-IR/12/scia_14091998_012249715.egse_ltf.wpd14.avg.cal
 /disk1/scia/DATA-DIR/ETA-IR/12/scia_14091998_012249715.egse_ltf.wpd15.avg.cal
 /disk1/scia/DATA-DIR/ETA-IR/12/scia_14091998_012249715.egse_ltf.wpd16.avg.cal
 /disk1/scia/DATA-DIR/ETA-IR/12/scia_14091998_012249715.egse_ltf.wpd2.avg.cal
 /disk1/scia/DATA-DIR/ETA-IR/12/scia_14091998_012249715.egse_ltf.wpd3.avg.cal
 /disk1/scia/DATA-DIR/ETA-IR/12/scia_14091998_012249715.egse_ltf.wpd4.avg.cal
 /disk1/scia/DATA-DIR/ETA-IR/12/scia_14091998_012249715.egse_ltf.wpd5.avg.cal
 /disk1/scia/DATA-DIR/ETA-IR/12/scia_14091998_012249715.egse_ltf.wpd6.avg.cal
 /disk1/scia/DATA-DIR/ETA-IR/12/scia_14091998_012249715.egse_ltf.wpd7.avg.cal
 /disk1/scia/DATA-DIR/ETA-IR/12/scia_14091998_012249715.egse_ltf.wpd8.avg.cal
 /disk1/scia/DATA-DIR/ETA-IR/12/scia_14091998_012249715.egse_ltf.wpd9.avg.cal
 /disk1/scia/DATA-DIR/ETA-IR/12/scia_14091998_012249715.egse_ltf.wsd1.avg.cal
 /disk1/scia/DATA-DIR/ETA-IR/12/scia_14091998_012249715.egse_ltf.wsd10.avg.cal
 /disk1/scia/DATA-DIR/ETA-IR/12/scia_14091998_012249715.egse_ltf.wsd11.avg.cal
   isk1/scia/DATA-DIR/ETA-IR/12/scia_14091998_012249715.egse_ltf.wsd12.avg.cal
 /disk1/scia/DATA-DIR/ETA-IR/12/scia_14091998_012249715.egse_ltf.wsd13.avg.cal
 /disk1/scia/DATA-DIR/ETA-IR/12/scia_14091998_012249715.egse_ltf.wsd14.avg.cal
 /disk1/scia/DATA-DIR/ETA-IR/12/scia_14091998_012249715.egse_ltf.wsd15.avg.cal
 /disk1/scia/DATA-DIR/ETA-IR/12/scia_14091998_012249715.egse_ltf.wsd16.avg.cal
 /disk1/scia/DATA-DIR/ETA-IR/12/scia_14091998_012249715.egse_ltf.wsd2.avg.cal
 /disk1/scia/DATA-DIR/ETA-IR/12/scia_14091998_012249715.egse_ltf.wsd3.avg.cal
 /disk1/scia/DATA-DIR/ETA-IR/12/scia_14091998_012249715.egse_ltf.wsd4.avg.cal
 /disk1/scia/DATA-DIR/ETA-IR/12/scia_14091998_012249715.egse_ltf.wsd5.avg.cal
 /disk1/scia/DATA-DIR/ETA-IR/12/scia_14091998_012249715.egse_ltf.wsd6.avg.cal
 /disk1/scia/DATA-DIR/ETA-IR/12/scia_14091998_012249715.egse_ltf.wsd7.avg.cal
 /disk1/scia/DATA-DIR/ETA-IR/12/scia_14091998_012249715.egse_ltf.wsd8.avg.cal
 /disk1/scia/DATA-DIR/ETA-IR/12/scia_14091998_012249715.egse_ltf.wsd9.avg.cal
Processing:
Computation of Eta (do_single_eta)
PPG correction filename used: /disk1/scia/DATA-DIR/CORR/130998/ppg.cal
ETALON correction filename used:
PIXEL correction filename used: /disk1/scia/DATA-DIR/CORR/130998/dead_bad.pix
WL correction filename used: /disk1/scia/DATA-DIR/CORR/130998/wl.data
S  AYLIGHT correction filename used:
Processing time: Mon Sep 14 16:21:18 1998
Output file name:
/disk1/scia/DATA-DIR/ETA-IR/12/scia_14091998_012249715.egse_ltf.du1.avg.cal.d.
```

#####
#####
#####
#####
#####
User: scia6!scia
#####
Title: 641-1
#####
Printed: Mon 16:13 Sep 14, 1998
#####
Job number: hp6mp-641
#####
#####
#####
#####
#####

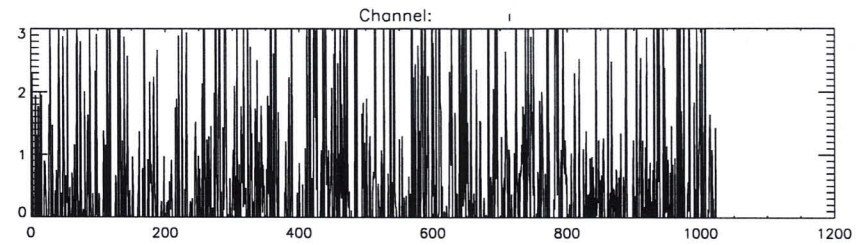
Channel:
0
1
2
3
0
200
400
600
800
1000
1200

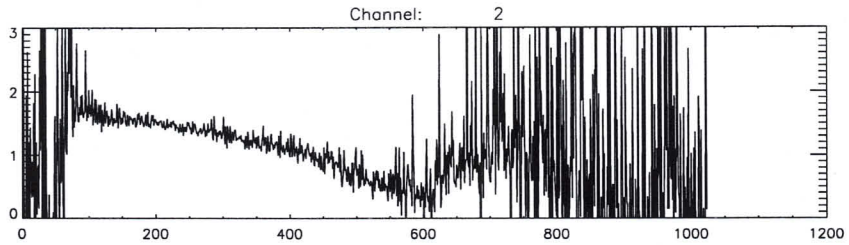
Channel: 2
0
1
2
3
0
200
400
600
800
1000
1200

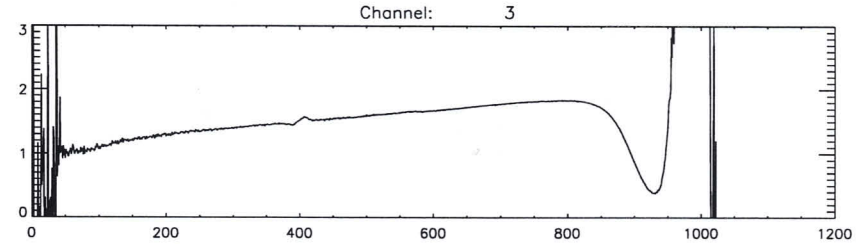
Channel: 3
0
1
2
3
0
200
400
600
800
1000
1200

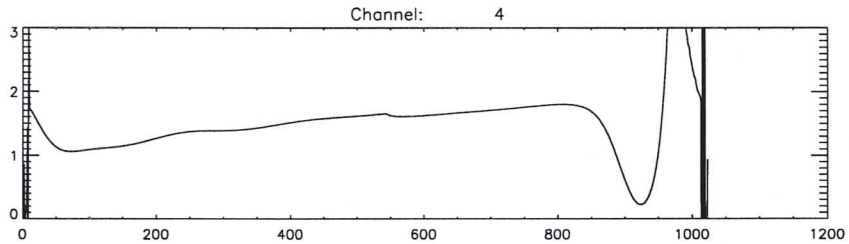
Channel: 4
0
1
2
3
0
200
400
600
800
1000
1200

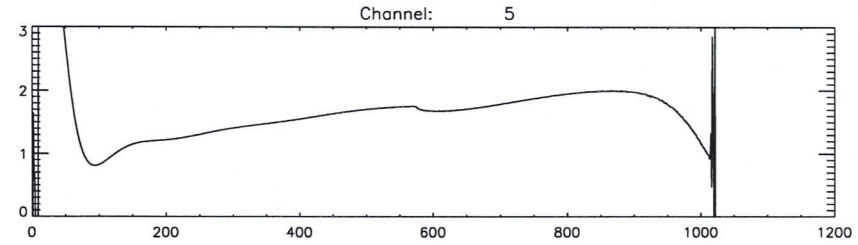
Channel: 5
0
1
2
3
0
200
400
600
800
1000
1200

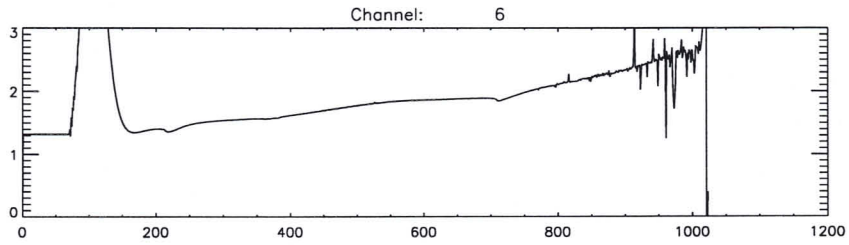
Channel: 6
0
1
2
3
0
200
400
600
800
1000
1200

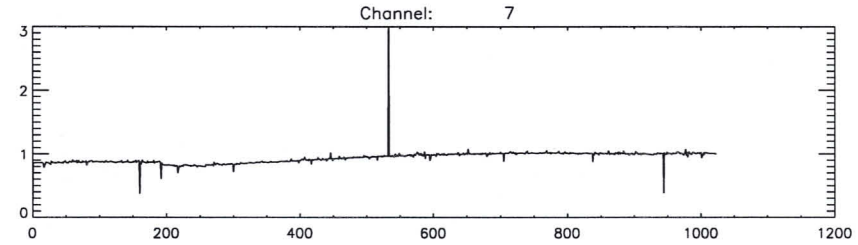
Channel: 7
0
1
2
3
0
200
400
600
800
1000
1200

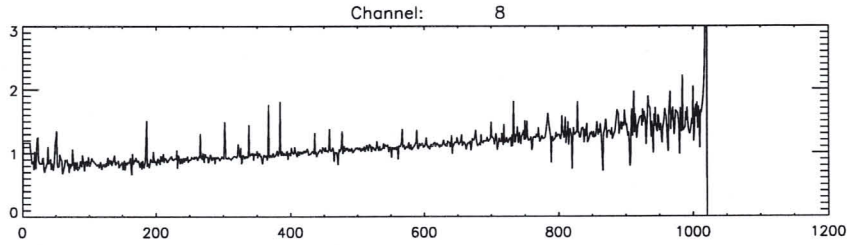
Channel: 8
0
1
2
3
0
200
400
600
800
1000
1200

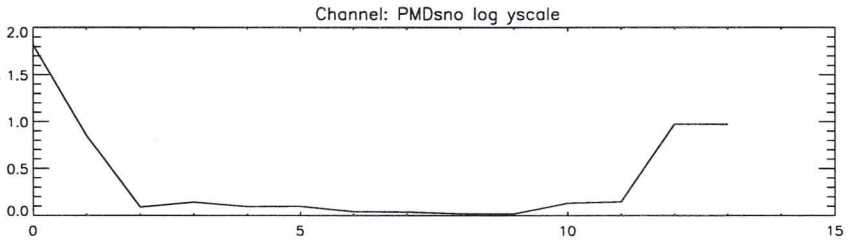
Channel: PMDsno log yscale
0.0
0.5
1.0
1.5
2.0
0
5
10
15

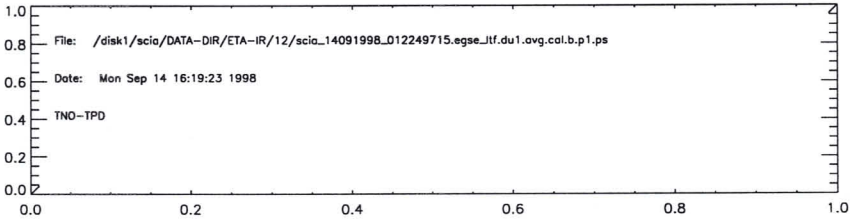
File: /disk1/scia/DATA-DIR/ETA-IR/12/scia_14091998_012249715.egse_ltf.du1.avg.cal.b.p1.ps
Date: Mon Sep 14 16:19:23 1998
TNO-TPD
0.0
0.2
0.4
0.6
0.8
1.0
0.0
0.2
0.4
0.6
0.8
1.0

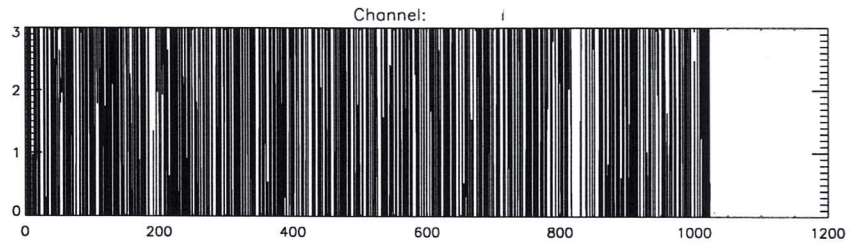
Channel: 1

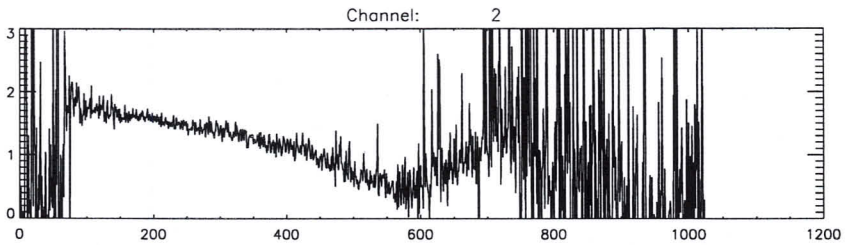
Channel: 2

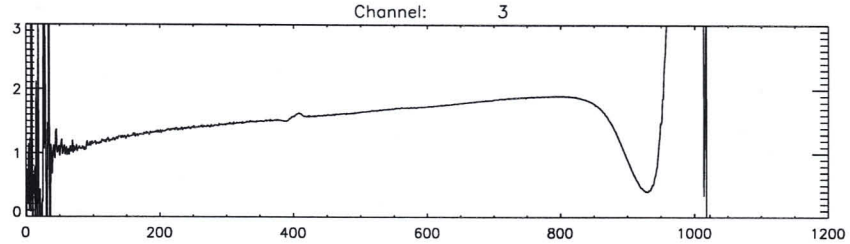
Channel: 3

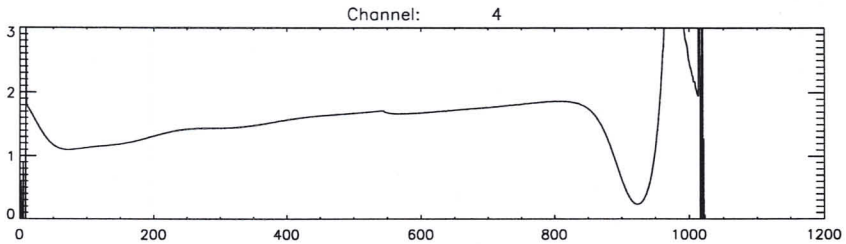
Channel: 4

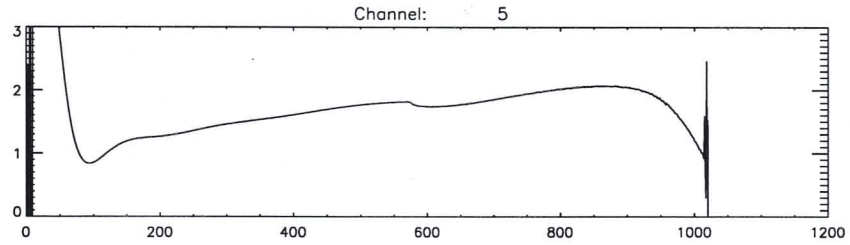
Channel: 5

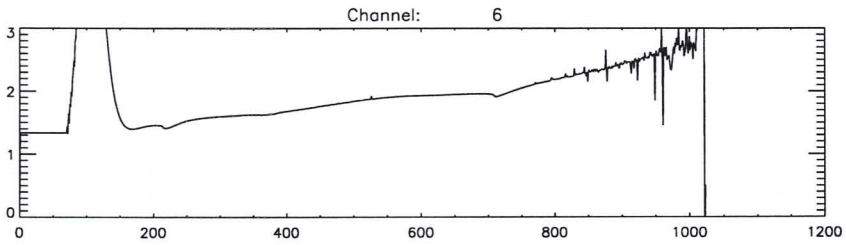
Channel: 6

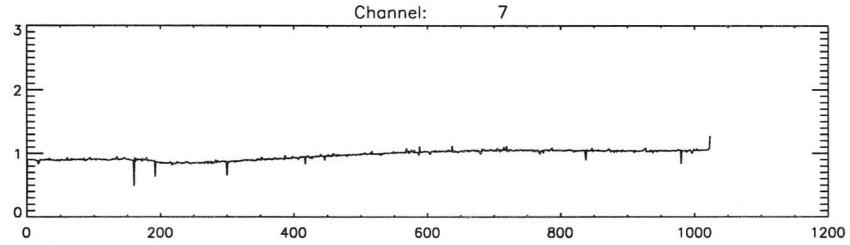
Channel: 7

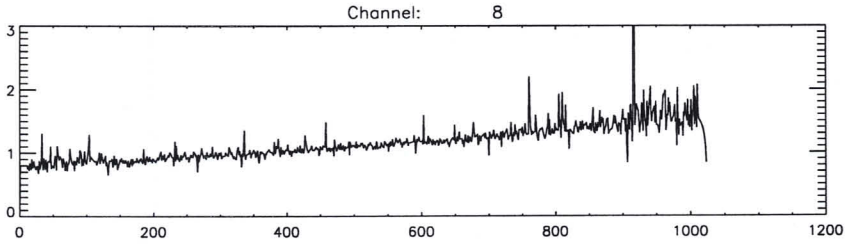
Channel: 8

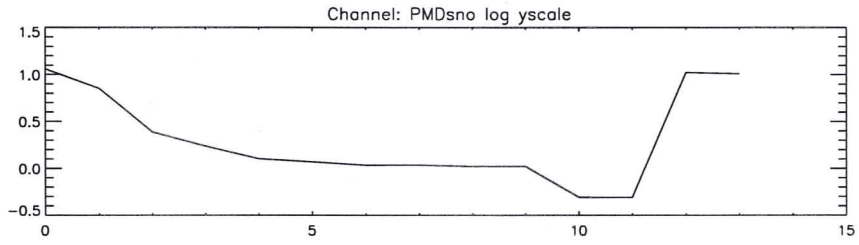
Channel: PMDsno log yscale

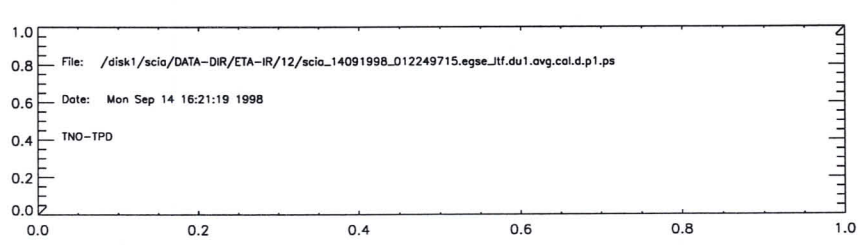
File: /disk1/scia/DATA-DIR/ETA-IR/12/scia_14091998_012249715.egse_ltf.du1.avg.col.d.p1.ps
Date: Mon Sep 14 16:21:19 1998
TNO-TPD

	LOG SHEET SCHIAMACHY CALIBRATION	
Date/Time	**Description of action**	**Measurement directory**
14-09-98 RS	analysis of STRAY-UV-1/6, a long dark current measurement copies included of analysis by Dion and Gerard Note that all pixels have their unique properties, especially in channels 6, 7, 8. This includes negative dark currents, as a result of (marginally) negative bias voltages. The nominal bias voltage is 0, but there is a pixel-to-pixel variation of the bias voltage. The difference between pixels 512 in channel 7 and 8 arises from the fact that ch 7 px 512 has negative dark current. The temperature dependence of the dark signal for ch 8 is (qualitatively) as expected, see temperature plots. The dark signal (including instrumental background) in ch 7, and 8 in particular, is also affected by the OBM temperature. I have included a plot of the OPTB HK temperature, as taken from field 33 in lt_ccb.dat. It should be checked if this is the OBM temp, and if so, if the correct conversion table is used.	

To: Erik, Carina, Marcel

Date: 6-9-98

LOG SHEET SCHIAMACHY CALIBRATION

Authors: Dion + Gerard

Date/Time	Description of action	Measurement directory
6-9-'98	Program 'DARKMOMENTS', written by Gerard Otter, calculates for each individual pixel the average, standard deviation and relative standard deviation values over all measurement batches (*.AVG_CAL-files) of one measurement. (Compare to the 'TREND'-function in SOLAN, which works only on files generated by SCOE instead of the EGSE) DARKMOMENTS was used on the all-dark measurement in ~DATA-DIR/STRAY-CLV-I/6, in order to check the stability of the dark current over an extended period. Because the resulting pixel values were not normalized, the average and standard deviation values are quite high. The relative standard deviation ranges from between 10^{-4} and 10^{-3} in channels 1-6 to sometimes $\leq 10^{-2}$ in channels 7-8. (see Figures 1-3) The trend of pixel 512 of each of the 8 channels (see last 8 figures) show pretty large variations in channels 7 and 8 (although these are GOOD pixels) see next logsheet	Check pixel properties for these pixels! see Figure 4-12

	LOG SHEET SCHIAMACHY CALIBRATION	
Date/Time	**Description of action**	**Measurement directory**
6-9-'98	see previous log sheet the trend in 7 is first going ~~rapidly up~~ up fast and then decreasing. in 8 it's the opposite. → plots are saved in ~/DATA-DIR/STRAY-UV-1/6/darkmoments.ps	

fig 1

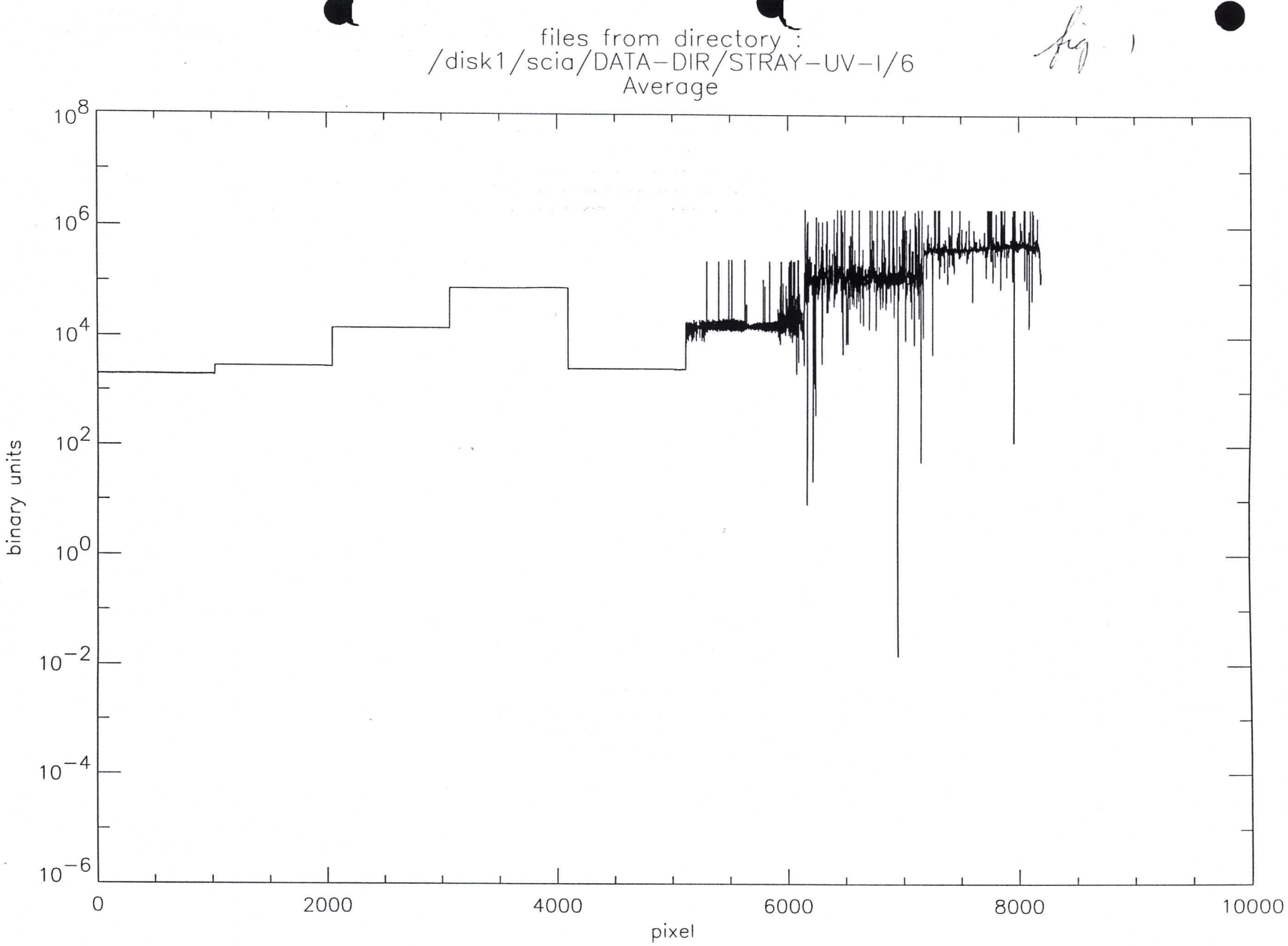
files from directory :
/disk1/scia/DATA-DIR/STRAY-UV-1/6
Average
binary units
10^{8}
10^{6}
10^{4}
10^{2}
10^{0}
10^{-2}
10^{-4}
10^{-6}
0
2000
4000
6000
8000
10000
pixel

fig 2

files from directory :
/disk1/scia/DATA-DIR/STRAY-UV-1/6
Standard Deviation

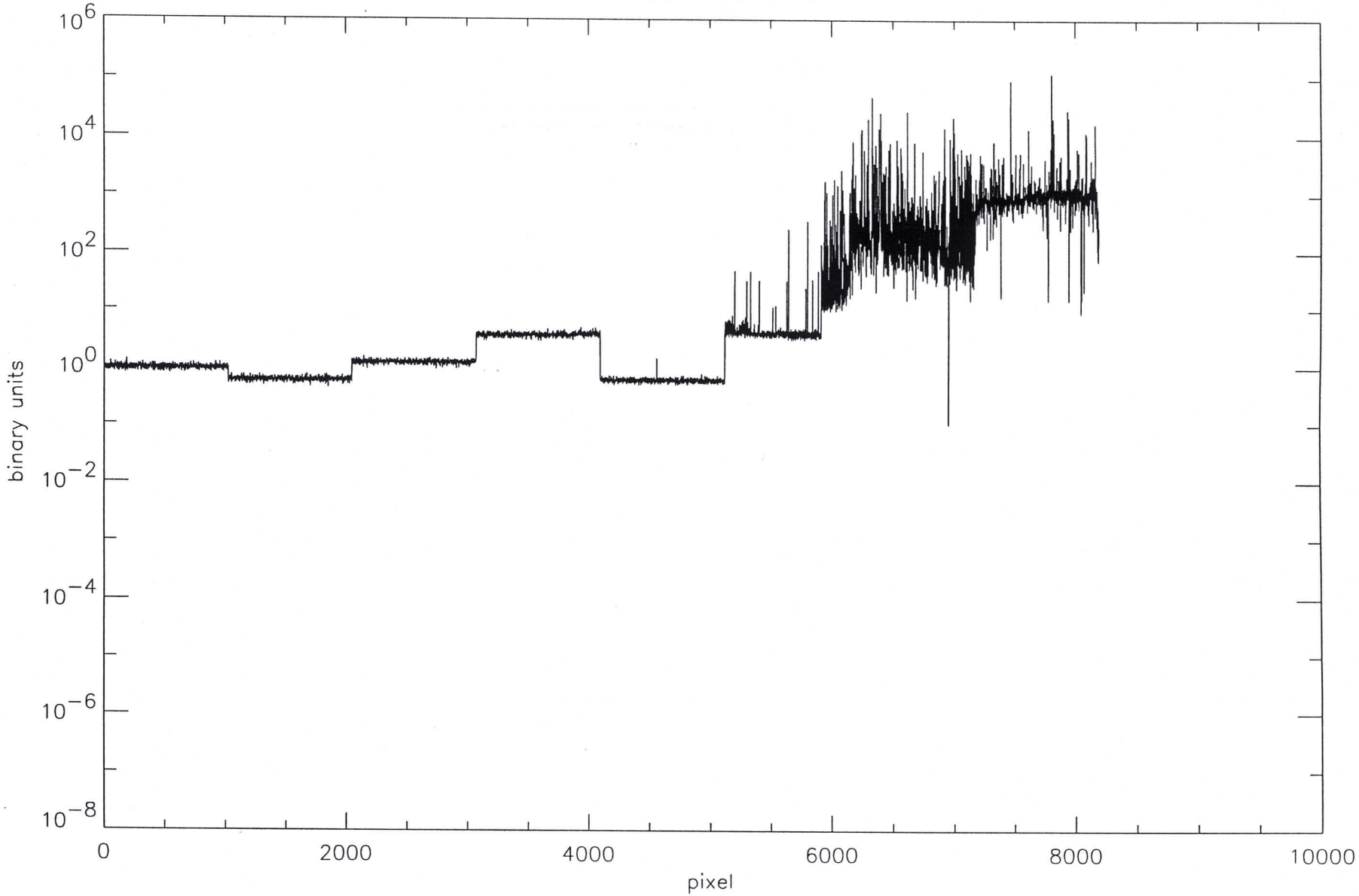

fig 3

files from directory :
/disk1/scia/DATA-DIR/STRAY-UV-1/6
Relative Standard Deviation

→ Relative to what? The electronic bias signal should be subtracted! BS

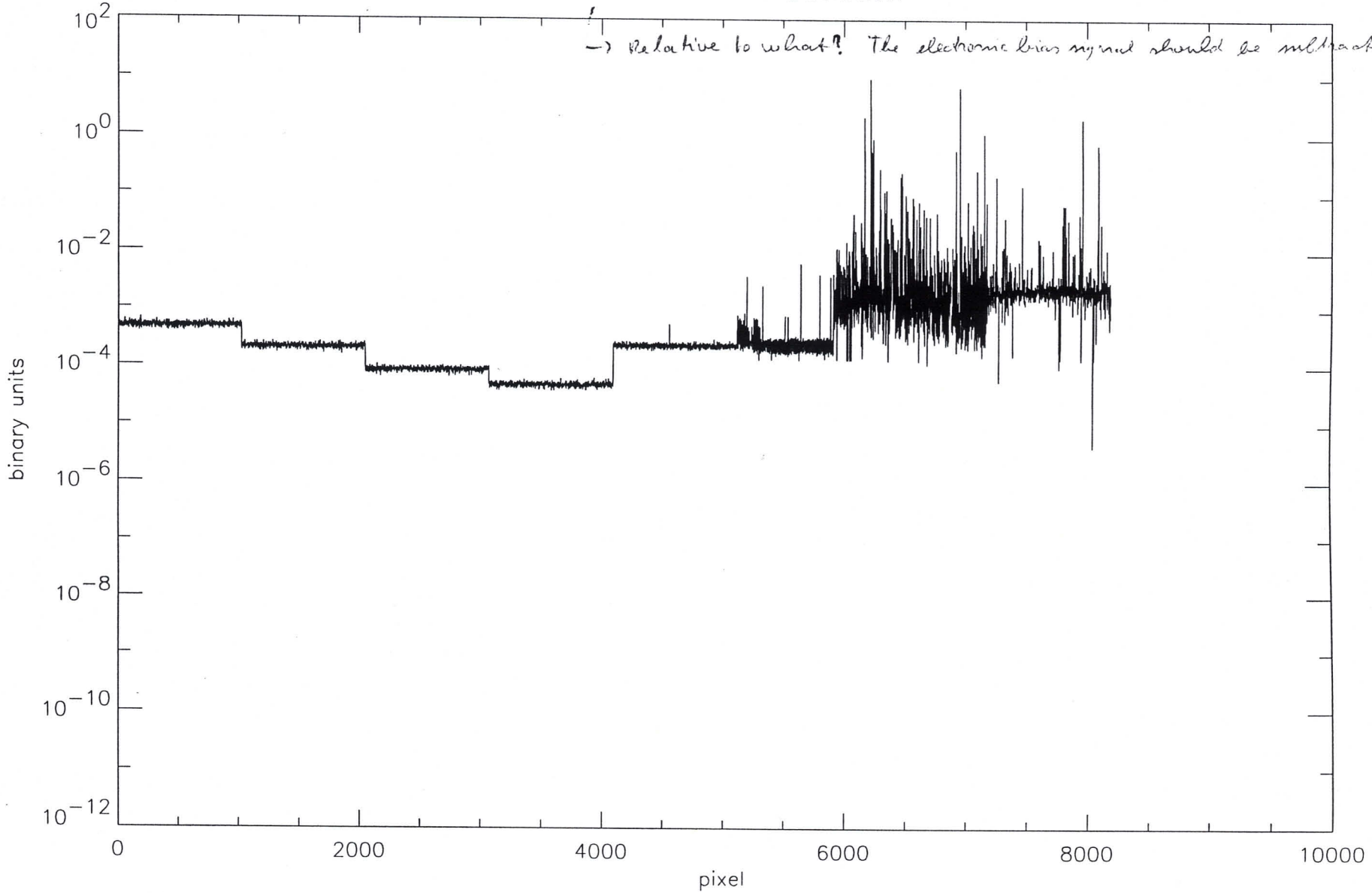

fig. 4

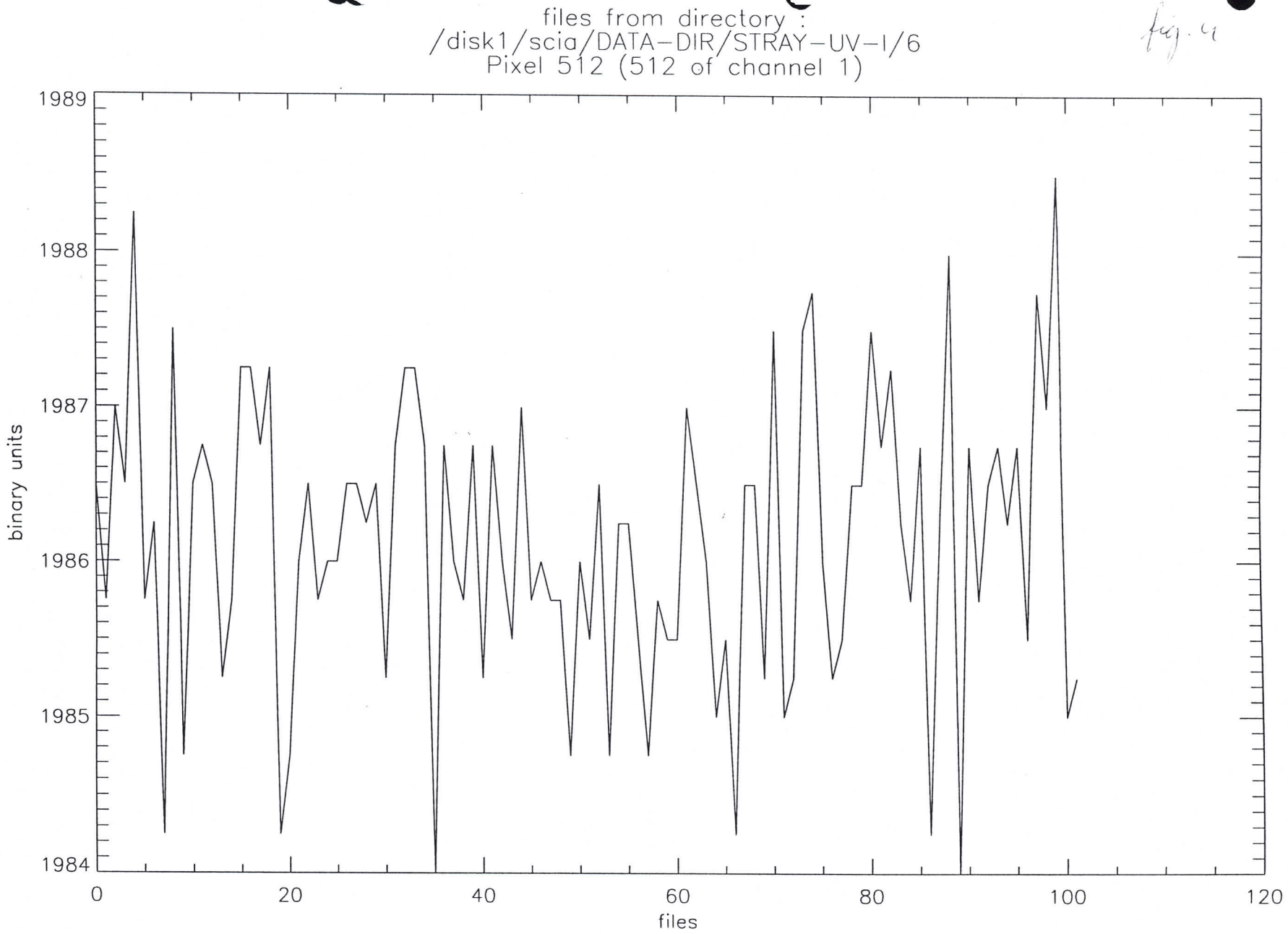
files from directory :
/disk1/scia/DATA-DIR/STRAY-UV-1/6
Pixel 512 (512 of channel 1)
1989
1988
1987
1986
1985
1984
binary units
0
20
40
60
80
100
120
files

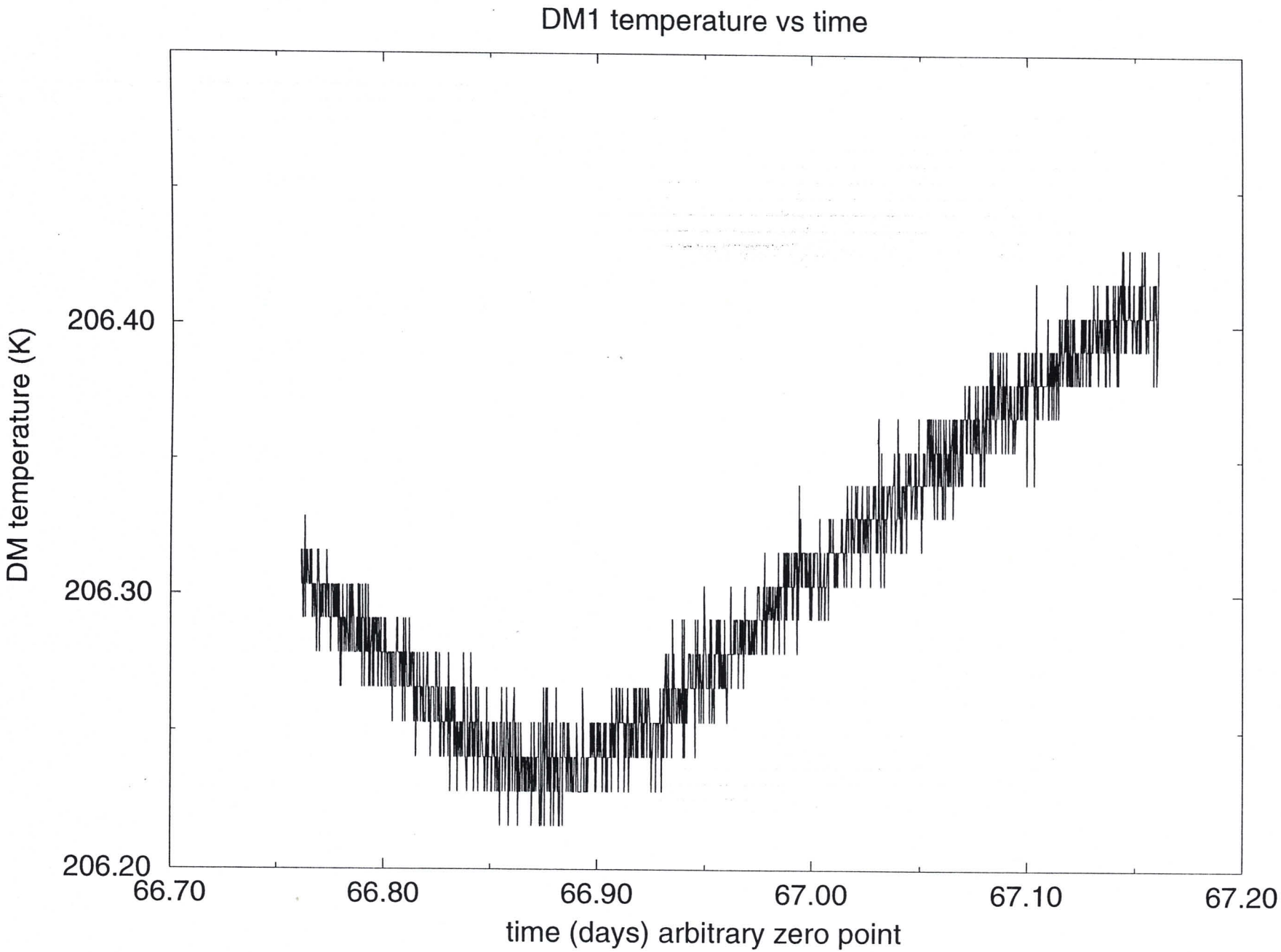
DM1 temperature vs time
DM temperature (K)
206.40
206.30
206.20
66.70
66.80
66.90
67.00
67.10
67.20
time (days) arbitrary zero point

fig. 5

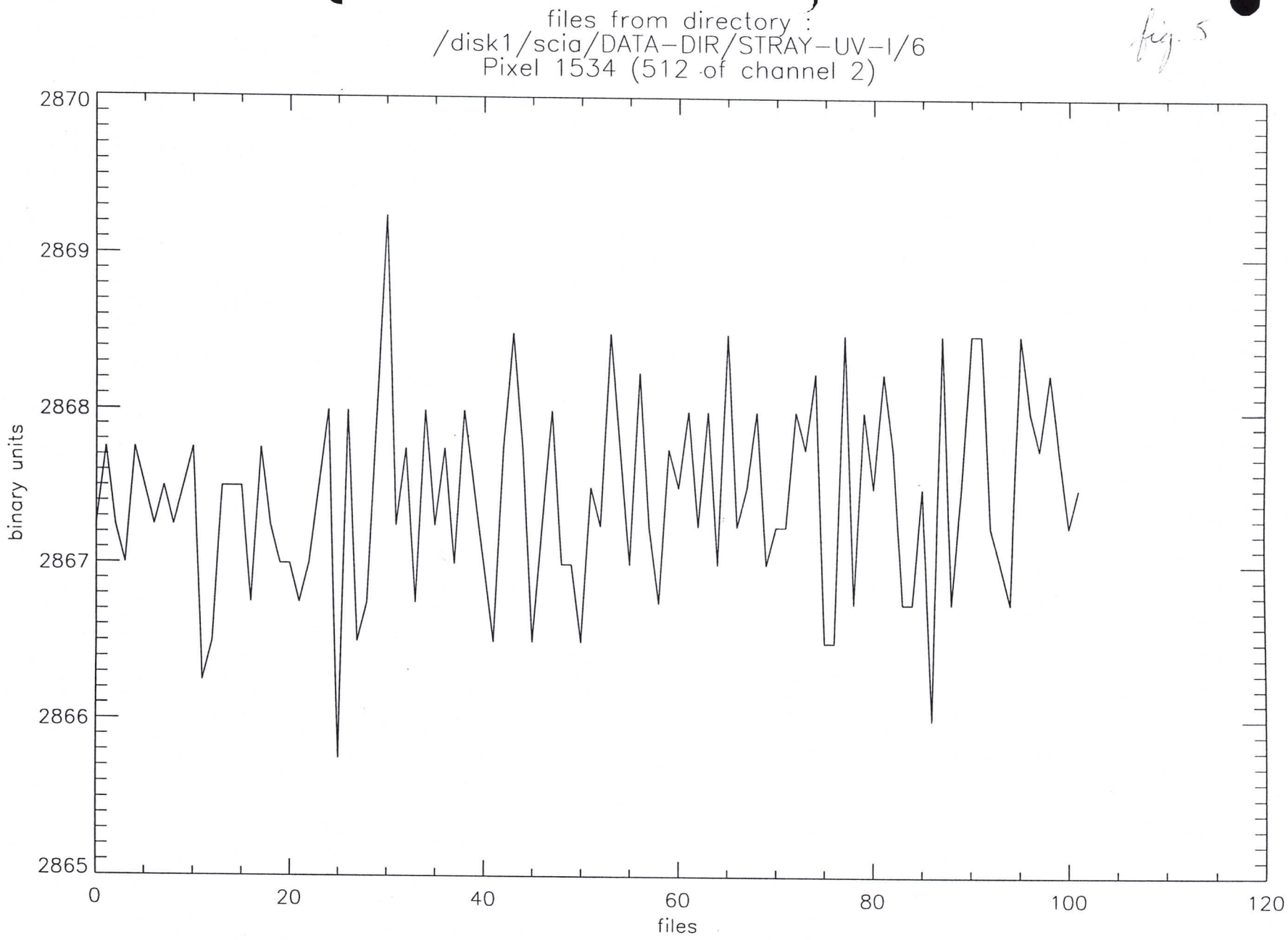
files from directory :
/disk1/scia/DATA-DIR/STRAY-UV-1/6
Pixel 1534 (512 of channel 2)
2870
2869
2868
2867
2866
2865
binary units
0
20
40
60
80
100
120
files

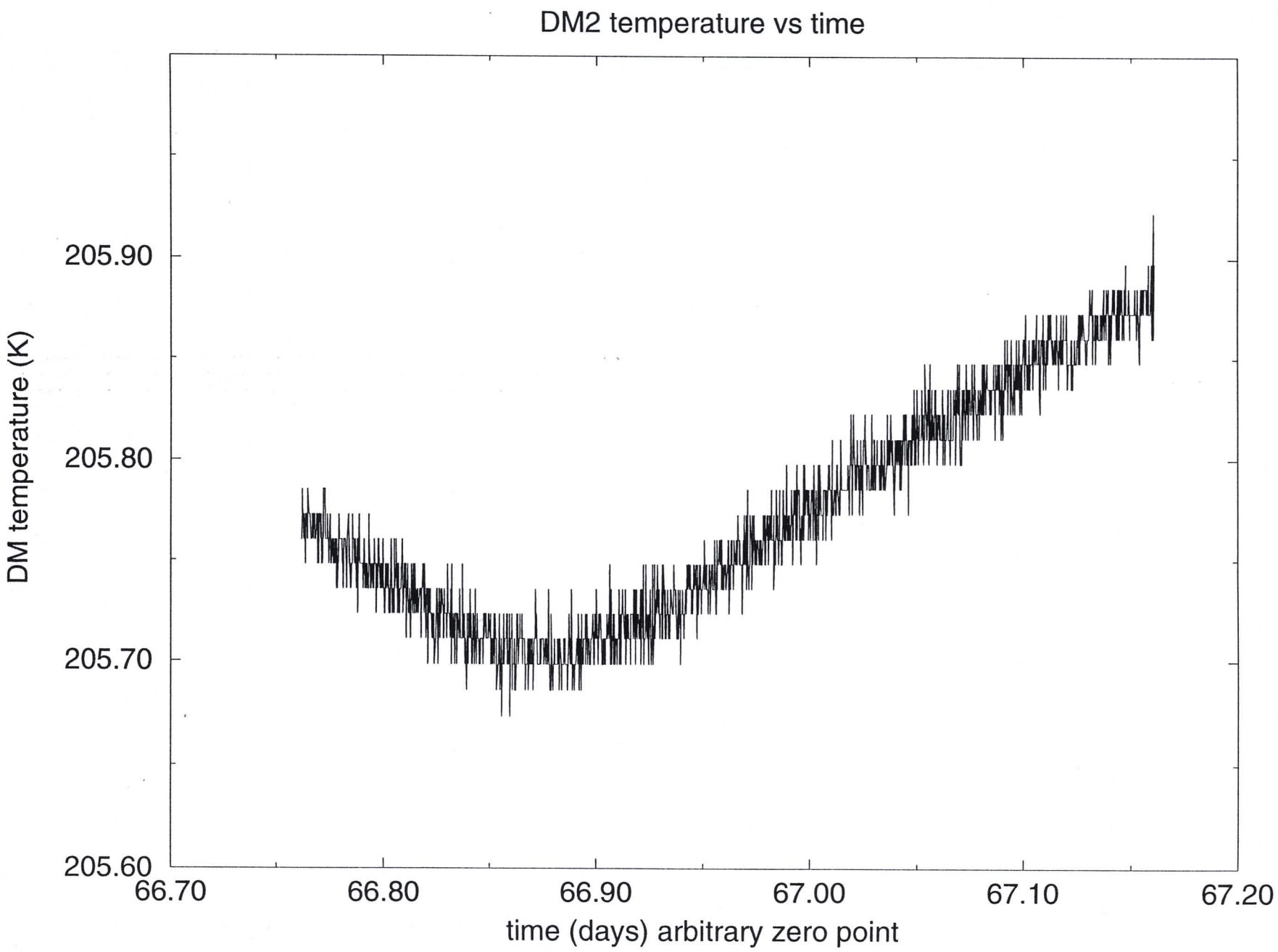
DM2 temperature vs time
DM temperature (K)
205.90
205.80
205.70
205.60
66.70
66.80
66.90
67.00
67.10
67.20
time (days) arbitrary zero point

fig 7

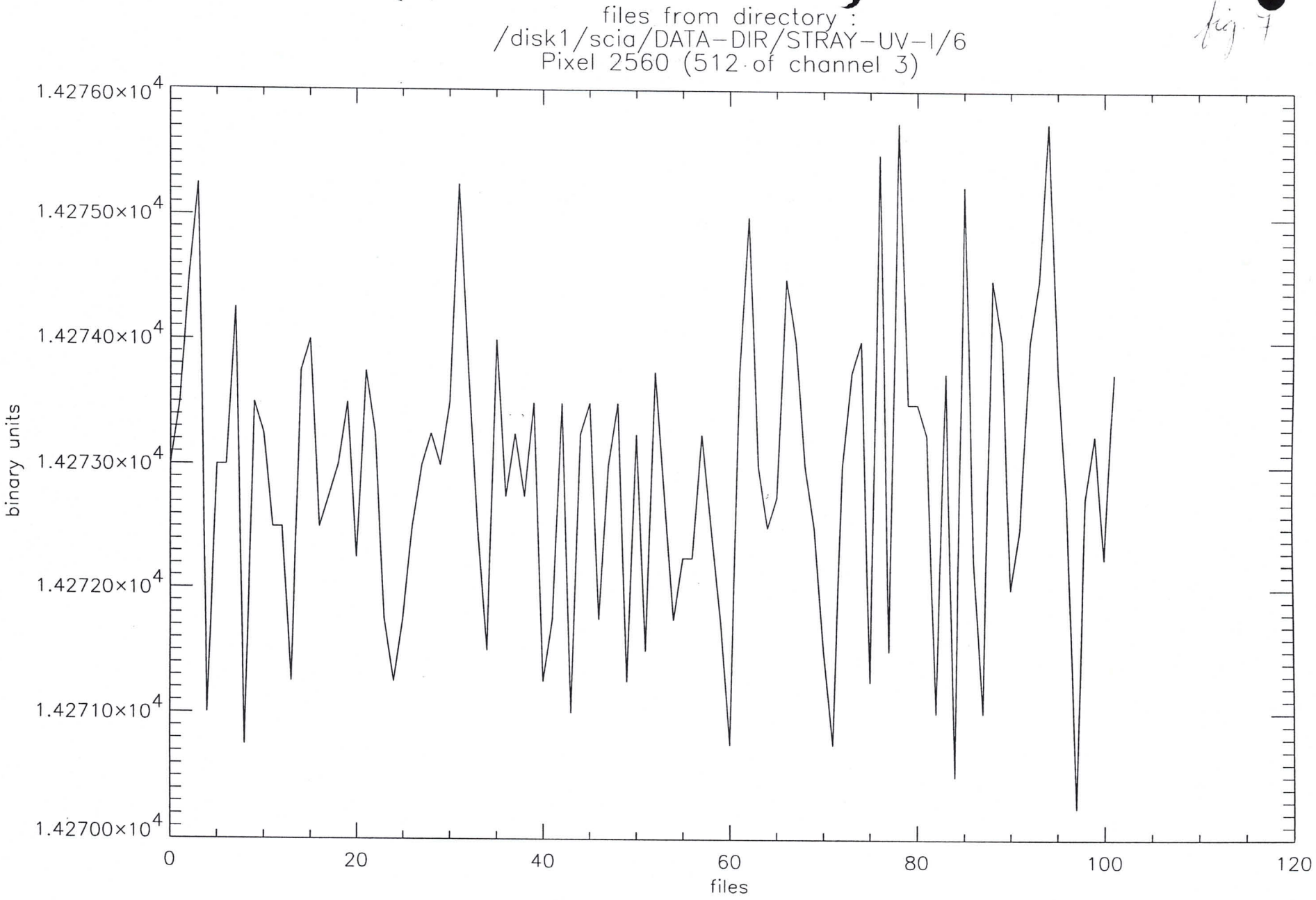
files from directory :
/disk1/scia/DATA-DIR/STRAY-UV-1/6
Pixel 2560 (512 of channel 3)
1.42760×10^4
1.42750×10^4
1.42740×10^4
1.42730×10^4
1.42720×10^4
1.42710×10^4
1.42700×10^4
binary units
0
20
40
60
80
100
120
files

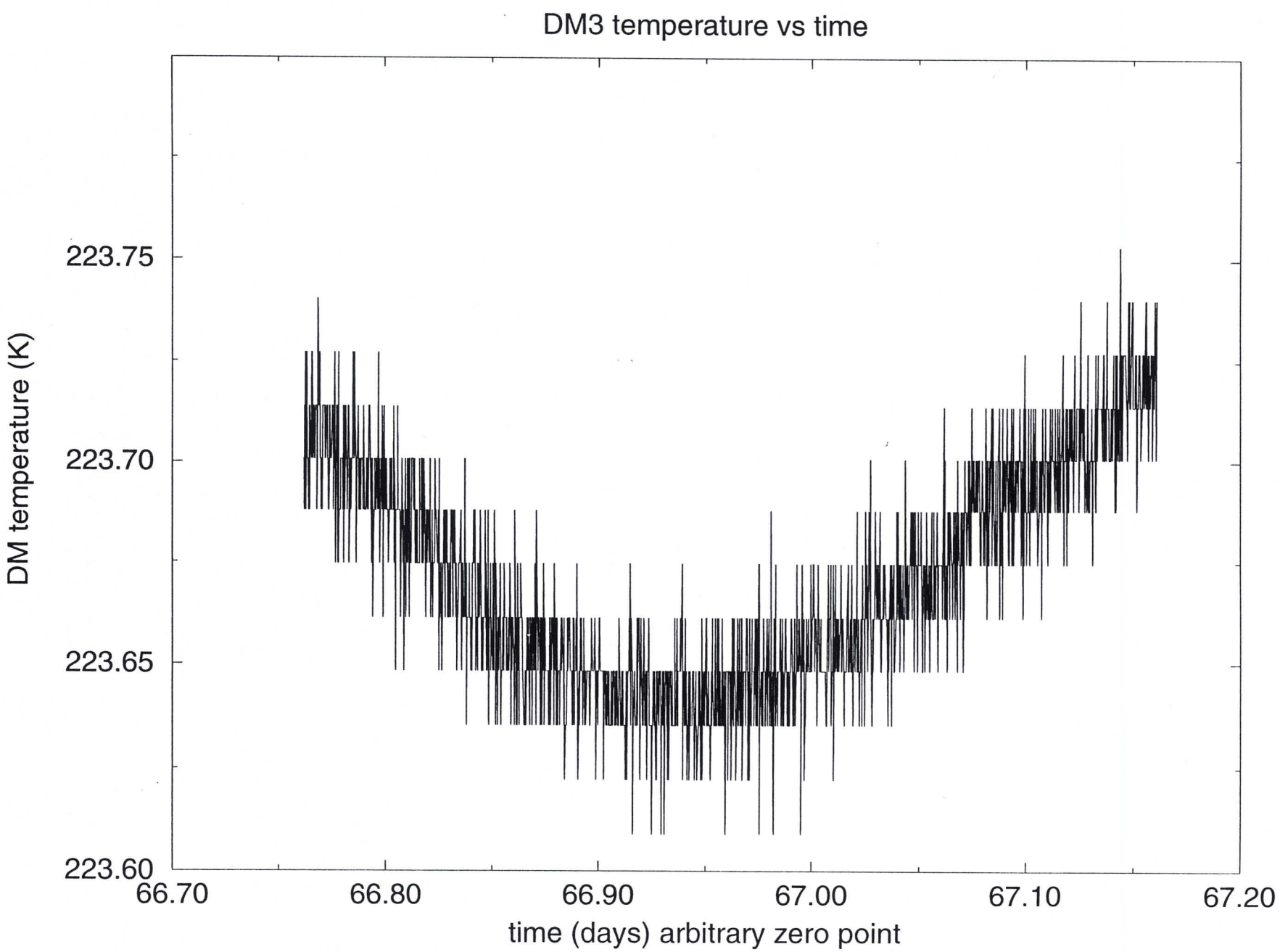
DM3 temperature vs time
DM temperature (K)
223.75
223.70
223.65
223.60
66.70
66.80
66.90
67.00
67.10
67.20
time (days) arbitrary zero point

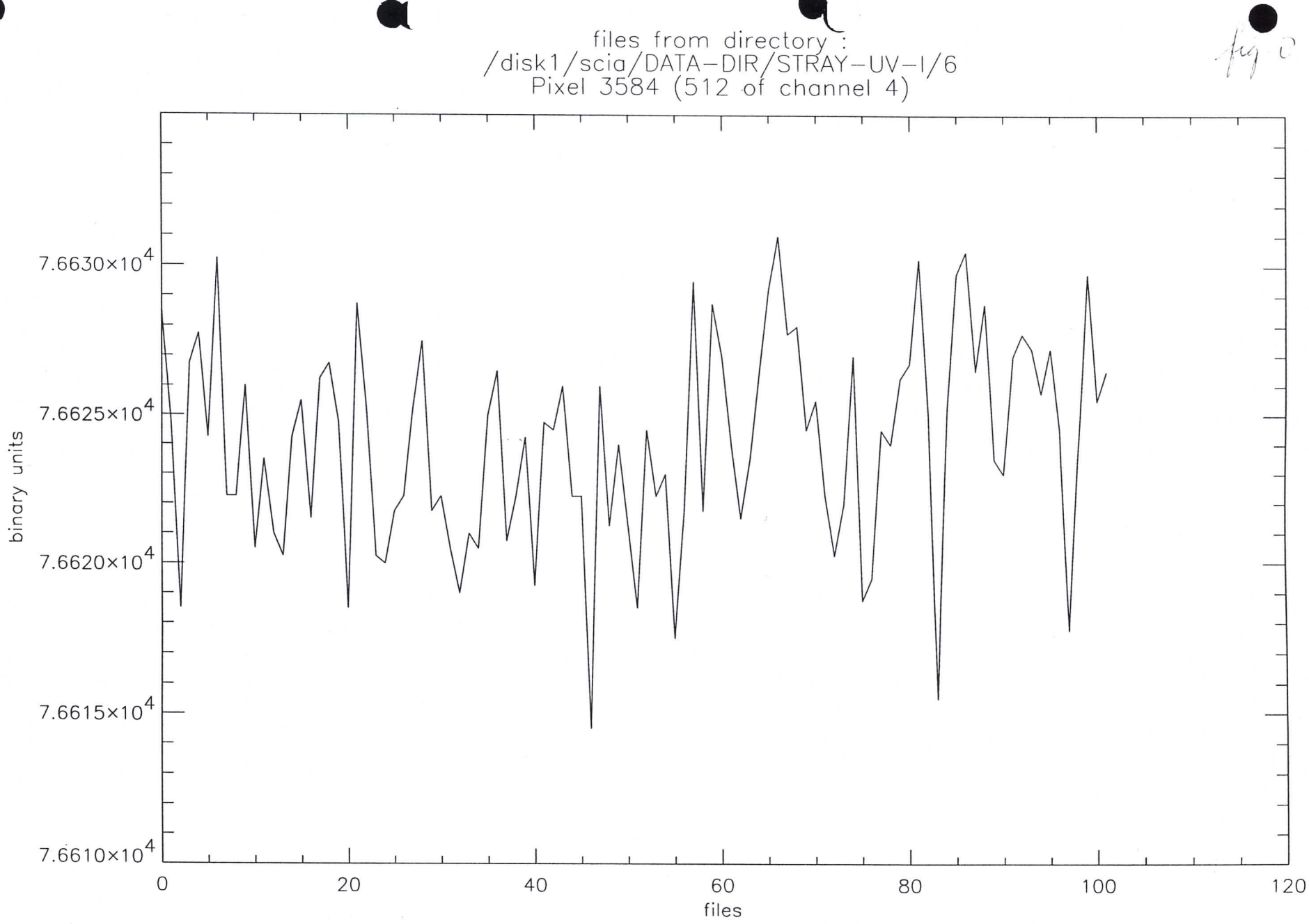
files from directory :
/disk1/scia/DATA-DIR/STRAY-UV-1/6
Pixel 3584 (512 of channel 4)
7.6630×10^4
7.6625×10^4
7.6620×10^4
7.6615×10^4
7.6610×10^4
binary units
0
20
40
60
80
100
120
files

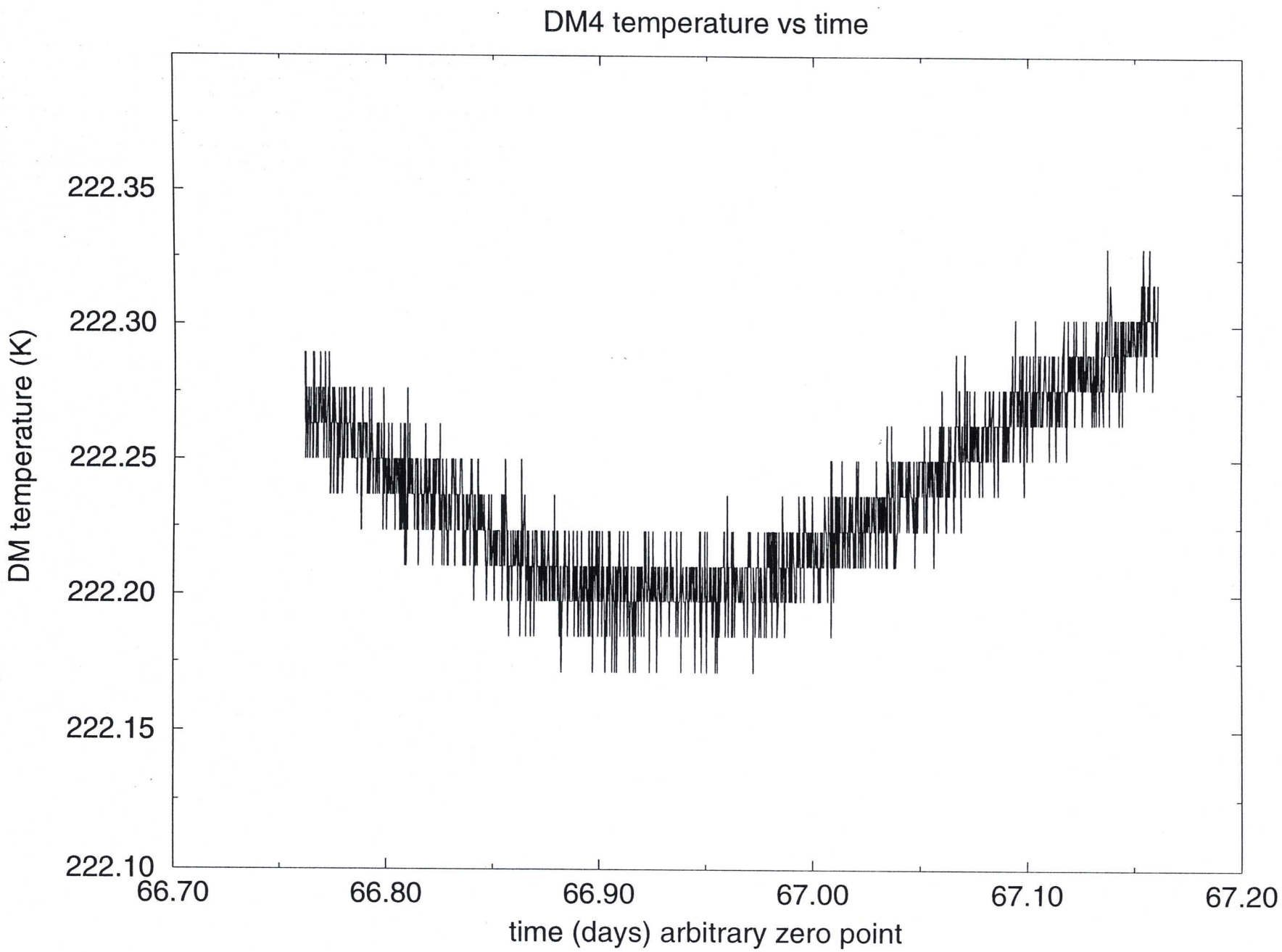
DM4 temperature vs time
DM temperature (K)
222.35
222.30
222.25
222.20
222.15
222.10
66.70
66.80
66.90
67.00
67.10
67.20
time (days) arbitrary zero point

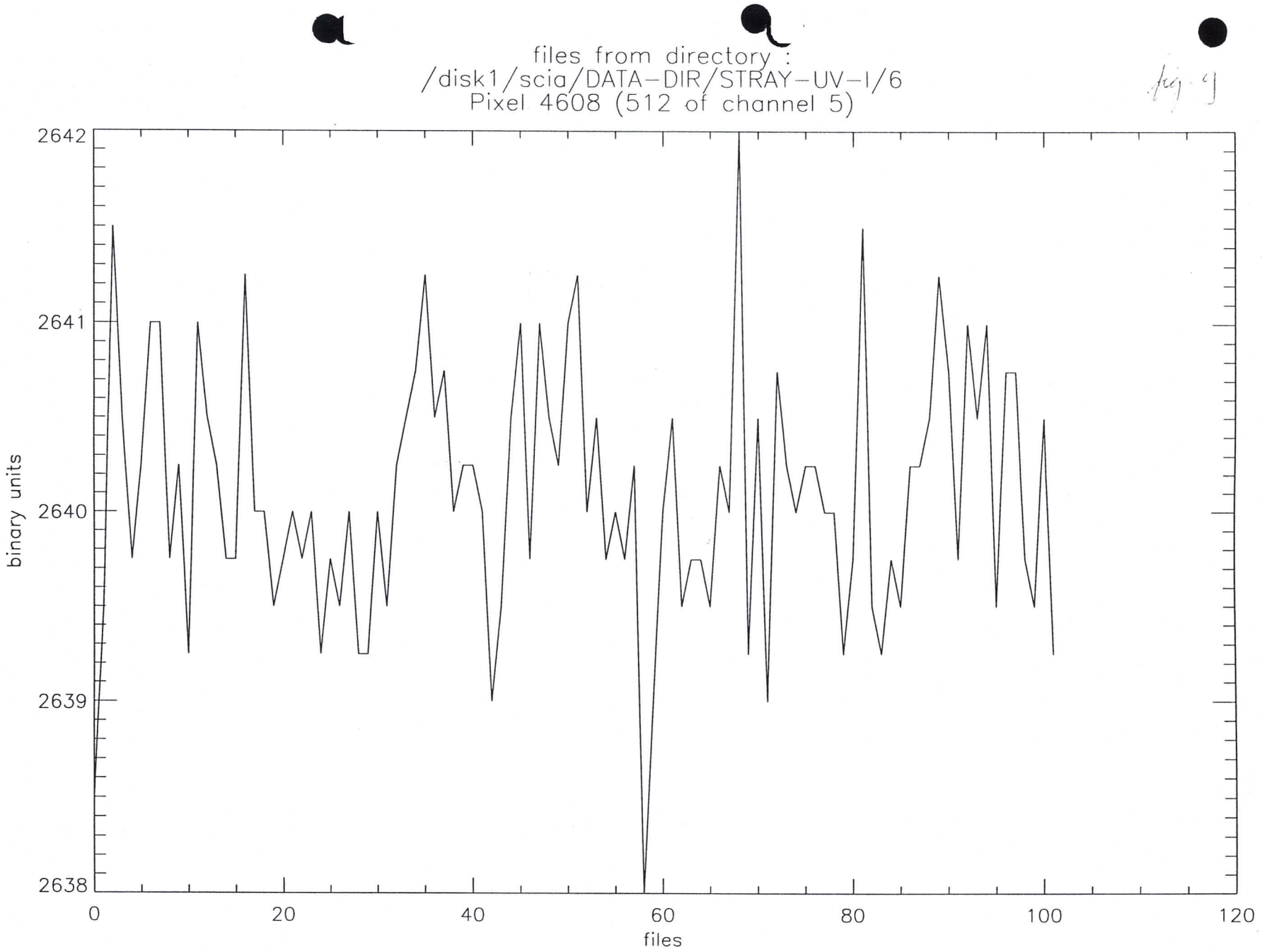
files from directory :
/disk1/scia/DATA-DIR/STRAY-UV-1/6
Pixel 4608 (512 of channel 5)
2642
2641
2640
2639
2638
binary units
0
20
40
60
80
100
120
files

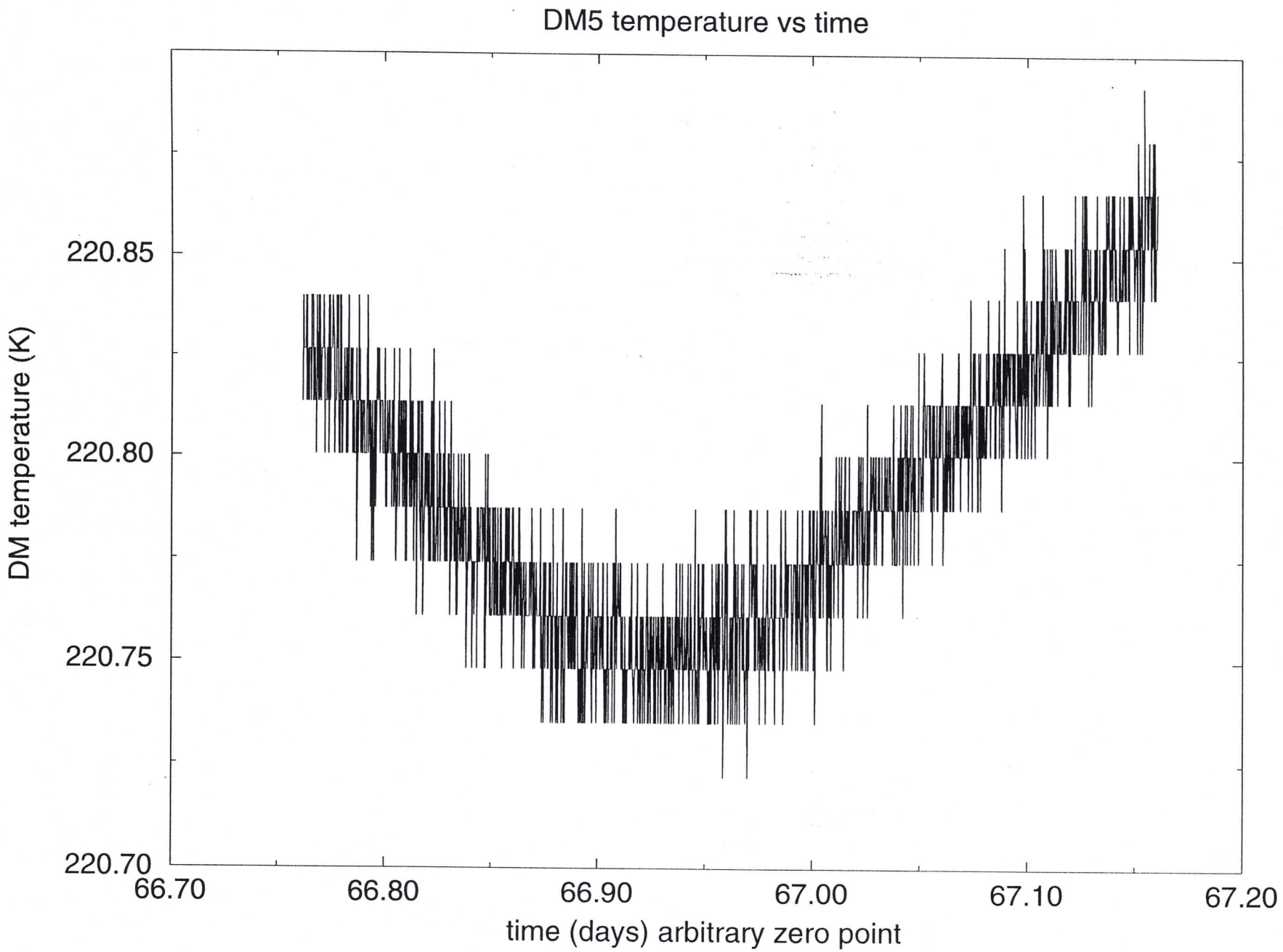
DM5 temperature vs time
DM temperature (K)
220.85
220.80
220.75
220.70
66.70
66.80
66.90
67.00
67.10
67.20
time (days) arbitrary zero point

fig 12

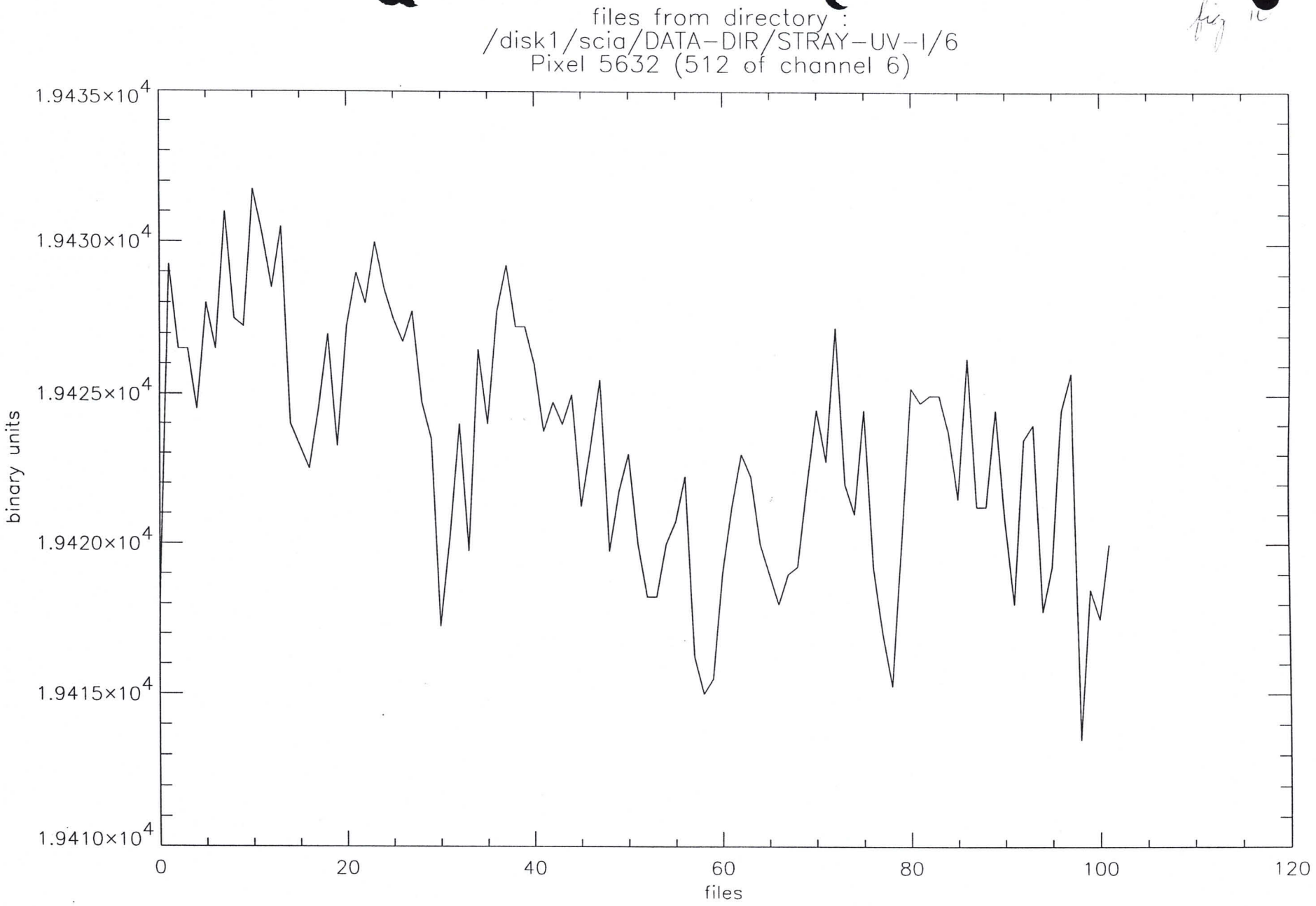
files from directory :
/disk1/scia/DATA-DIR/STRAY-UV-1/6
Pixel 5632 (512 of channel 6)
1.9435×10^4
1.9430×10^4
1.9425×10^4
1.9420×10^4
1.9415×10^4
1.9410×10^4
binary units
0
20
40
60
80
100
120
files

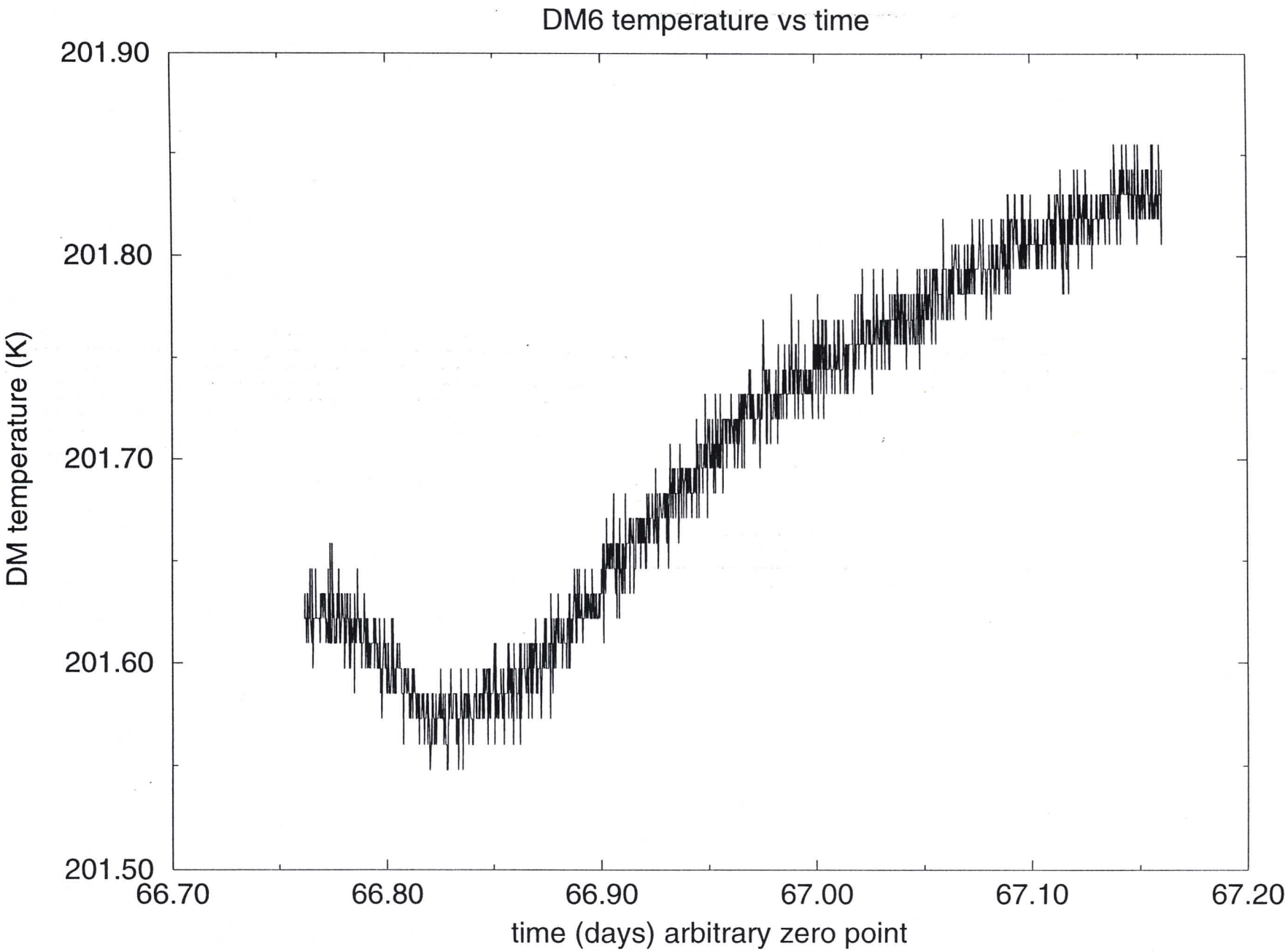
DM6 temperature vs time
201.90
201.80
201.70
201.60
201.50
DM temperature (K)
66.70
66.80
66.90
67.00
67.10
67.20
time (days) arbitrary zero point

fig. 11

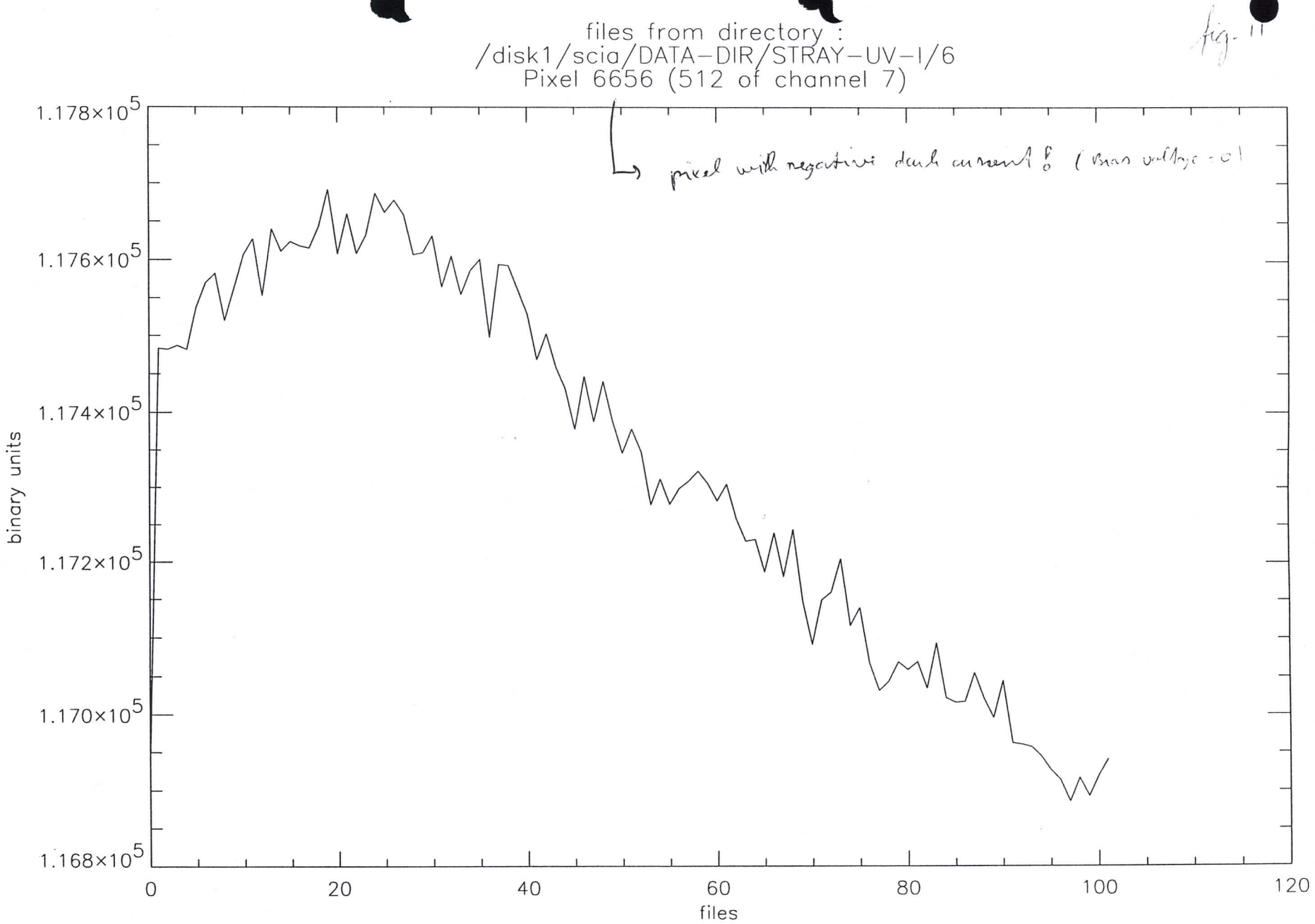
files from directory :
/disk1/scia/DATA-DIR/STRAY-UV-1/6
Pixel 6656 (512 of channel 7)
pixel with negative dark current !!
1.178×10^5
1.176×10^5
1.174×10^5
1.172×10^5
1.170×10^5
1.168×10^5
binary units
0
20
40
60
80
100
120
files

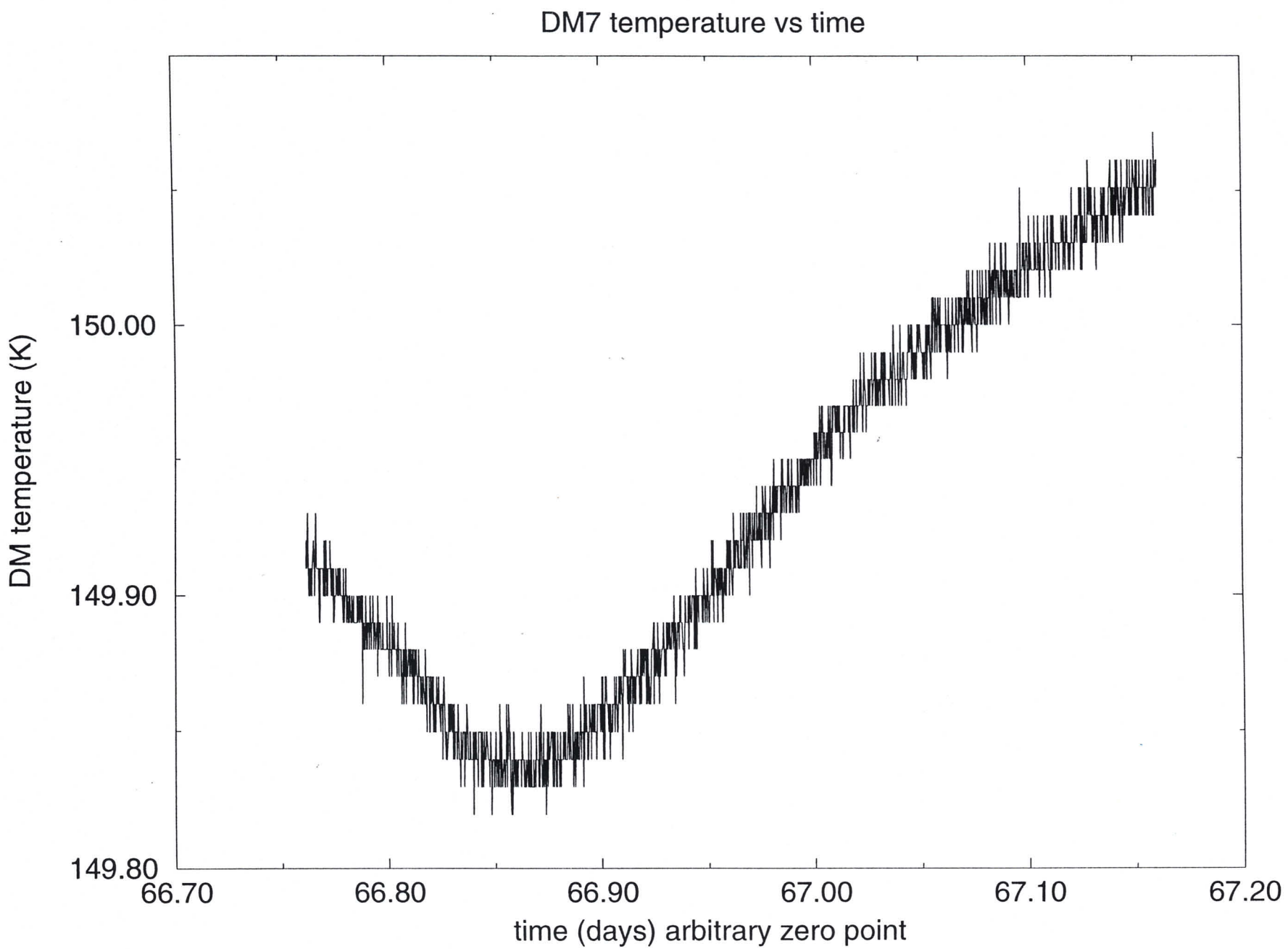
DM7 temperature vs time
DM temperature (K)
150.00
149.90
149.80
66.70
66.80
66.90
67.00
67.10
67.20
time (days) arbitrary zero point

fig 12

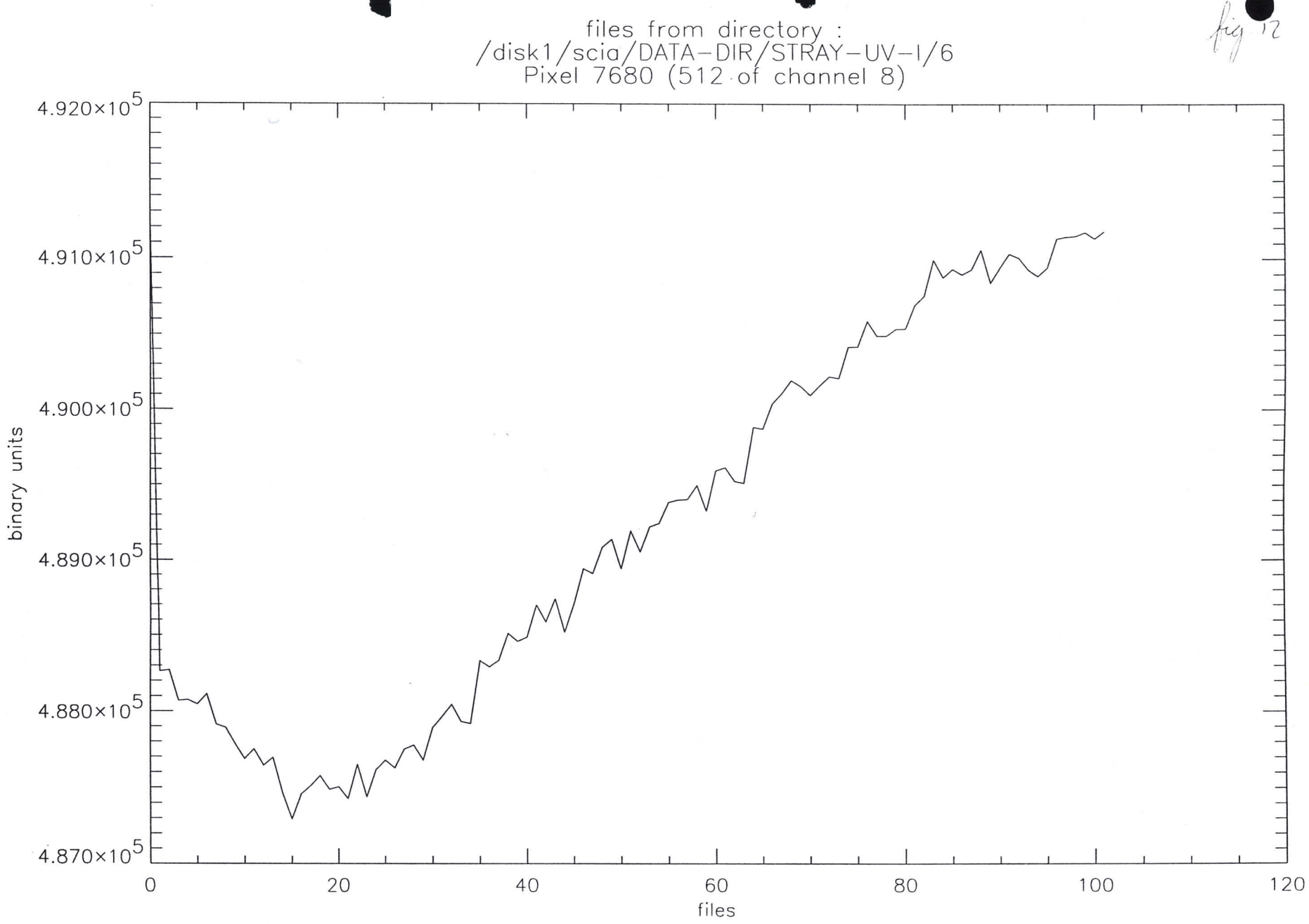
files from directory :
/disk1/scia/DATA-DIR/STRAY-UV-1/6
Pixel 7680 (512 of channel 8)
4.920×10^5
4.910×10^5
4.900×10^5
4.890×10^5
4.880×10^5
4.870×10^5
binary units
0
20
40
60
80
100
120
files

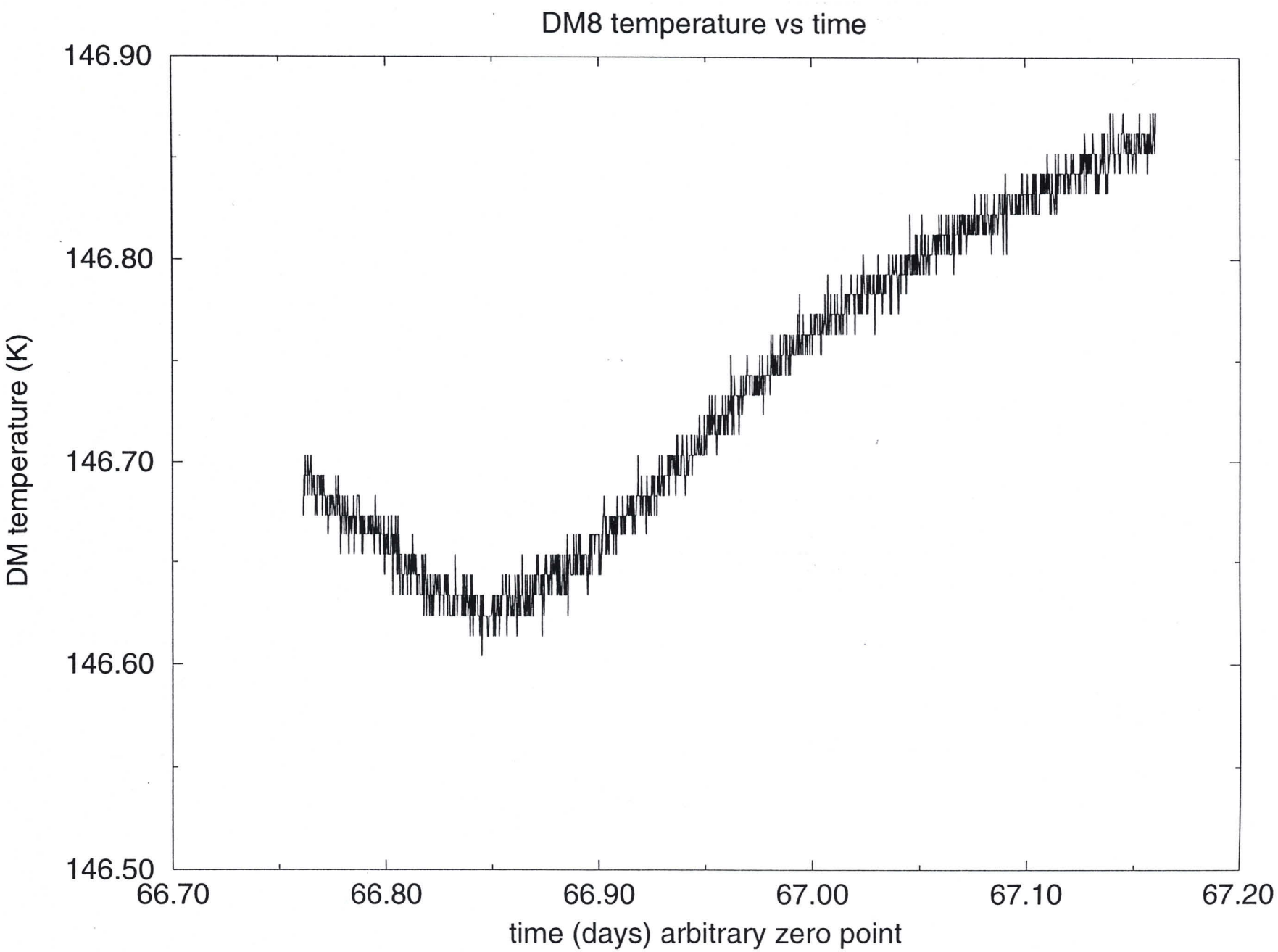
DM8 temperature vs time
146.90
146.80
146.70
146.60
146.50
DM temperature (K)
66.70
66.80
66.90
67.00
67.10
67.20
time (days) arbitrary zero point

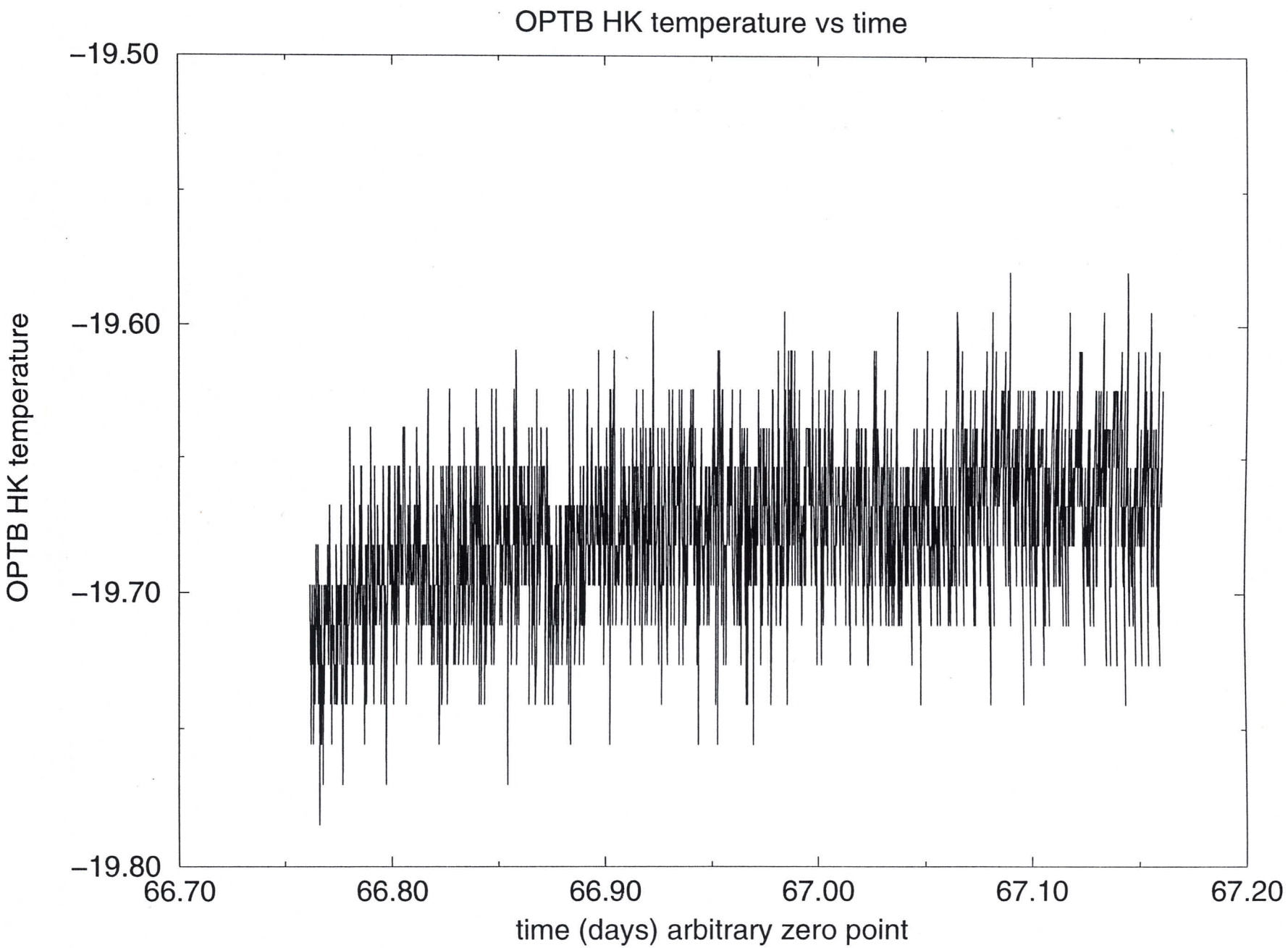
OPTB HK temperature vs time
OPTB HK temperature
−19.50
−19.60
−19.70
−19.80
66.70
66.80
66.90
67.00
67.10
67.20
time (days) arbitrary zero point

Formal Run of Measurement

(Measurement ID) DARK_64

Request for Actual Status		(cross out entries that are not requested.)
Request for Modification		(fill in only entries to be modified)
Request for Run		(no entries = run based on actual default settings)

Scanner Positions

Azimuth		deg
Elevation		deg

Timeline for each Data Acquisition Period during Measurement

	1	2	3	4	5	6	7	8	9	10
State ID	66	66	66	66						
Repetitions	1	1	1	1						

State Parameters for States used in Timeline (State ID must be given)

Channel	PET [s] or H#	Co-Adding	PET [s] or H#	Co-Adding	PET [s] or H#	Co-Adding	PET [s] or H#	Co-Adding
1a	4	1	2	1	1	1	0.5	1
1b	4	1	2	1	1	1	0.5	1
2b	4	1	2	1	1	1	0.5	1
2a	4	1	2	1	1	1	0.5	1
3	4	1	2	1	1	1	0.5	1
4	4	1	2	1	1	1	0.5	1
5	4	1	2	1	1	1	0.5	1
6	4	1	2	1	1	1	0.5	1
7	4	1	2	1	1	1	0.5	1
8	4	1	2	1	1	1	0.5	1
State ID	DARK_1		DARK_2		DARK_3		DARK_4	

(*)

DARK_1: 0257_12.28.33_DARK_64

DARK_2: 0257_12.40.06_DARK_64

DARK_3: 0257_12.51.07_DARK_64

DARK_4: 0257_13.01.37_DARK_64

Dark_1: ~~(7)~~ DARK17 P

Dark_2: DARK18 P

Dark_3: DARK19 P

DARK_4: DARK110 P

Stimuli Settings for Existing Blocks in Measurement

Block No	Stimuli Setup ID	PPC [deg]	Polarizer [deg]	Shutter open/close	Acquisition time [s]	Lambda [nm] Start	Stop	Step	Repetition Factor	Message	OS Setup time [s]
1	0	1	1	1	1	1	1	0	1	DARK64	0

Measurement Data Description

Test Purpose	DARK LINEARITY
Remark	
Data Directory	See (*)

Signatures

	Date	Signature
Issued	14-09-98	RS
< Performed	14.9.98	

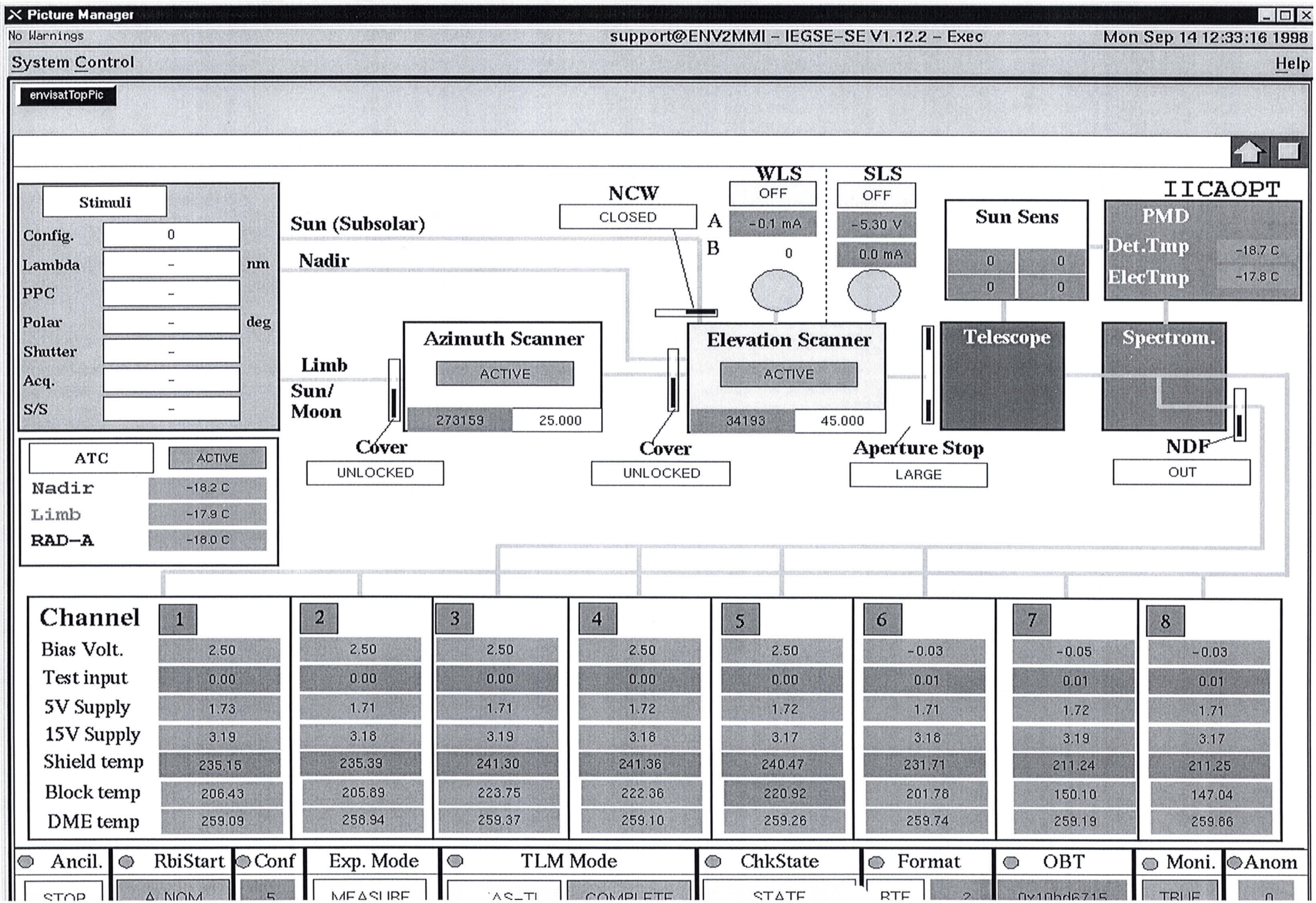
Picture Manager
No Warnings
support@ENV2MMI – IEGSE-SE V1.12.2 – Exec
Mon Sep 14 12:33:16 1998
System Control
Help
envisatTopPic
Stimuli
Config. 0
Lambda - nm
PPC -
Polar - deg
Shutter -
Acq. -
S/S -
ATC ACTIVE
Nadir -18.2 C
Limb -17.9 C
RAD-A -18.0 C
Sun (Subsolar)
Nadir
Limb
Sun/
Moon
NCW
CLOSED
WLS
OFF
A -0.1 mA
B 0
SLS
OFF
-5.30 V
0.0 mA
Azimuth Scanner
ACTIVE
273159 25.000
Cover
UNLOCKED
Elevation Scanner
ACTIVE
34193 45.000
Cover
UNLOCKED
Aperture Stop
LARGE
Sun Sens
0 0
0 0
Telescope
IICAOPT
PMD
Det.Tmp -18.7 C
ElecTmp -17.8 C
Spectrom.
NDF
OUT
Channel 1 2 3 4 5 6 7 8
Bias Volt. 2.50 2.50 2.50 2.50 2.50 -0.03 -0.05 -0.03
Test input 0.00 0.00 0.00 0.00 0.00 0.01 0.01 0.01
5V Supply 1.73 1.71 1.71 1.72 1.72 1.71 1.72 1.71
15V Supply 3.19 3.18 3.19 3.18 3.17 3.18 3.19 3.17
Shield temp 235.15 235.39 241.30 241.36 240.47 231.71 211.24 211.25
Block temp 206.43 205.89 223.75 222.36 220.92 201.78 150.10 147.04
DME temp 259.09 258.94 259.37 259.10 259.26 259.74 259.19 259.86
Ancil. RbiStart Conf Exp. Mode TLM Mode ChkState Format OBT Moni. Anom
STOP A_NOM 5 MEASURE COMPLETE STATE RTE 2 TRUE 0

DARK_1

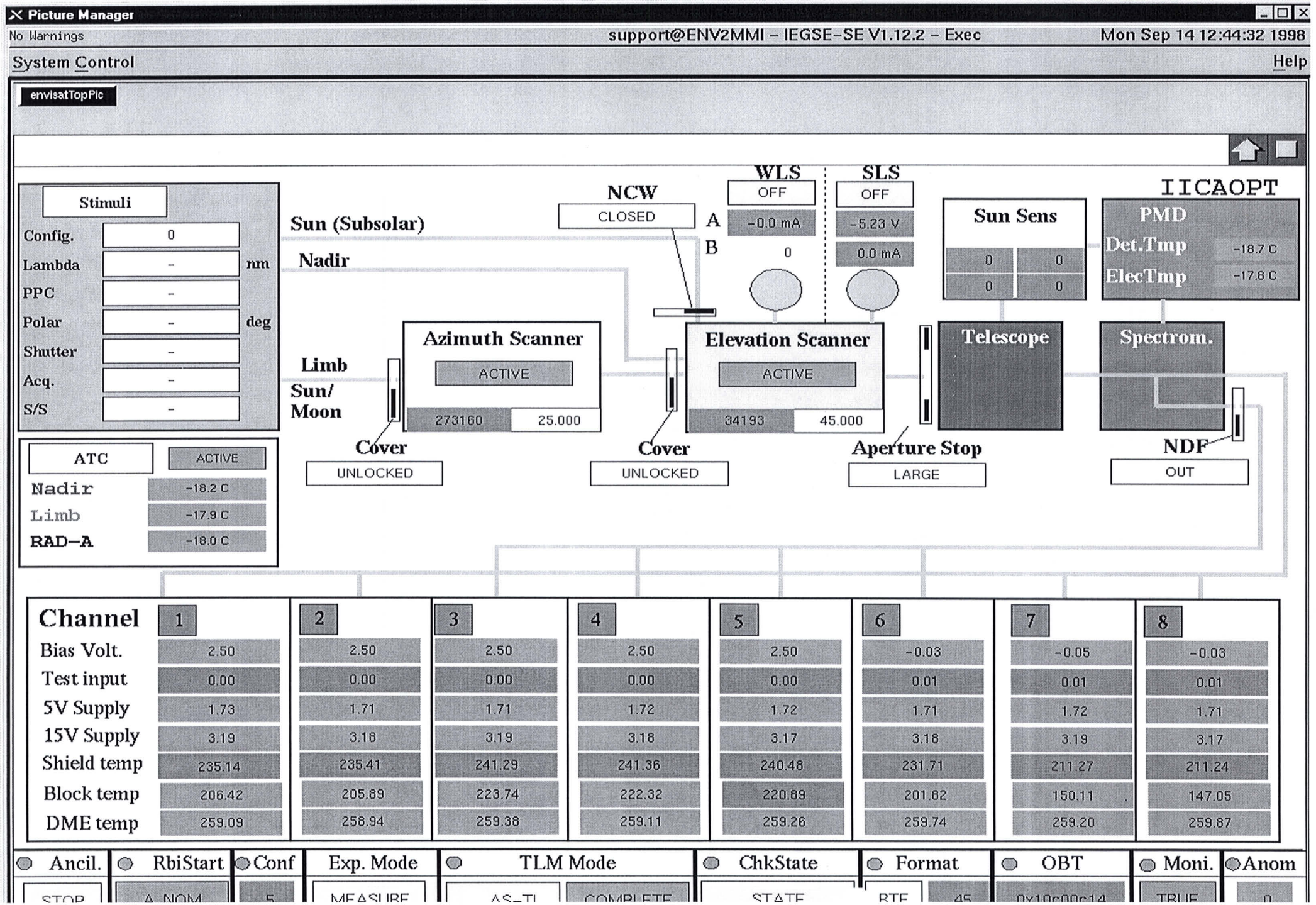
Picture Manager
No Warnings
support@ENV2MMI - IEGSE-SE V1.12.2 - Exec
Mon Sep 14 12:44:32 1998
System Control
Help
envisatTopPic
Stimuli
Config. 0
Lambda - nm
PPC -
Polar - deg
Shutter -
Acq. -
S/S -
ATC ACTIVE
Nadir -18.2 C
Limb -17.9 C
RAD-A -18.0 C
Sun (Subsolar)
Nadir
Limb
Sun/
Moon
NCW
CLOSED
WLS
OFF
A -0.0 mA
B 0
SLS
OFF
-5.23 V
0.0 mA
Sun Sens
0 0
0 0
IICAOPT
PMD
Det.Tmp -18.7 C
ElecTmp -17.8 C
Azimuth Scanner
ACTIVE
273160 25.000
Elevation Scanner
ACTIVE
34193 45.000
Telescope
Spectrom.
Cover
UNLOCKED
Cover
UNLOCKED
Aperture Stop
LARGE
NDF
OUT
Channel 1 2 3 4 5 6 7 8
Bias Volt. 2.50 2.50 2.50 2.50 2.50 -0.03 -0.05 -0.03
Test input 0.00 0.00 0.00 0.00 0.00 0.01 0.01 0.01
5V Supply 1.73 1.71 1.71 1.72 1.72 1.71 1.72 1.71
15V Supply 3.19 3.18 3.19 3.18 3.17 3.18 3.19 3.17
Shield temp 235.14 235.41 241.29 241.36 240.48 231.71 211.27 211.24
Block temp 206.42 205.89 223.74 222.32 220.89 201.82 150.11 147.05
DME temp 259.09 258.94 259.38 259.11 259.26 259.74 259.20 259.87
Ancil.
RbiStart
Conf
Exp. Mode
TLM Mode
ChkState
Format
OBT
Moni.
Anom
STOP
A_NOM
5
MEASURE
AS_TI
COMPLETE
STATE
RTE
45
0x10c00c14
TRUE
0

DARK ?

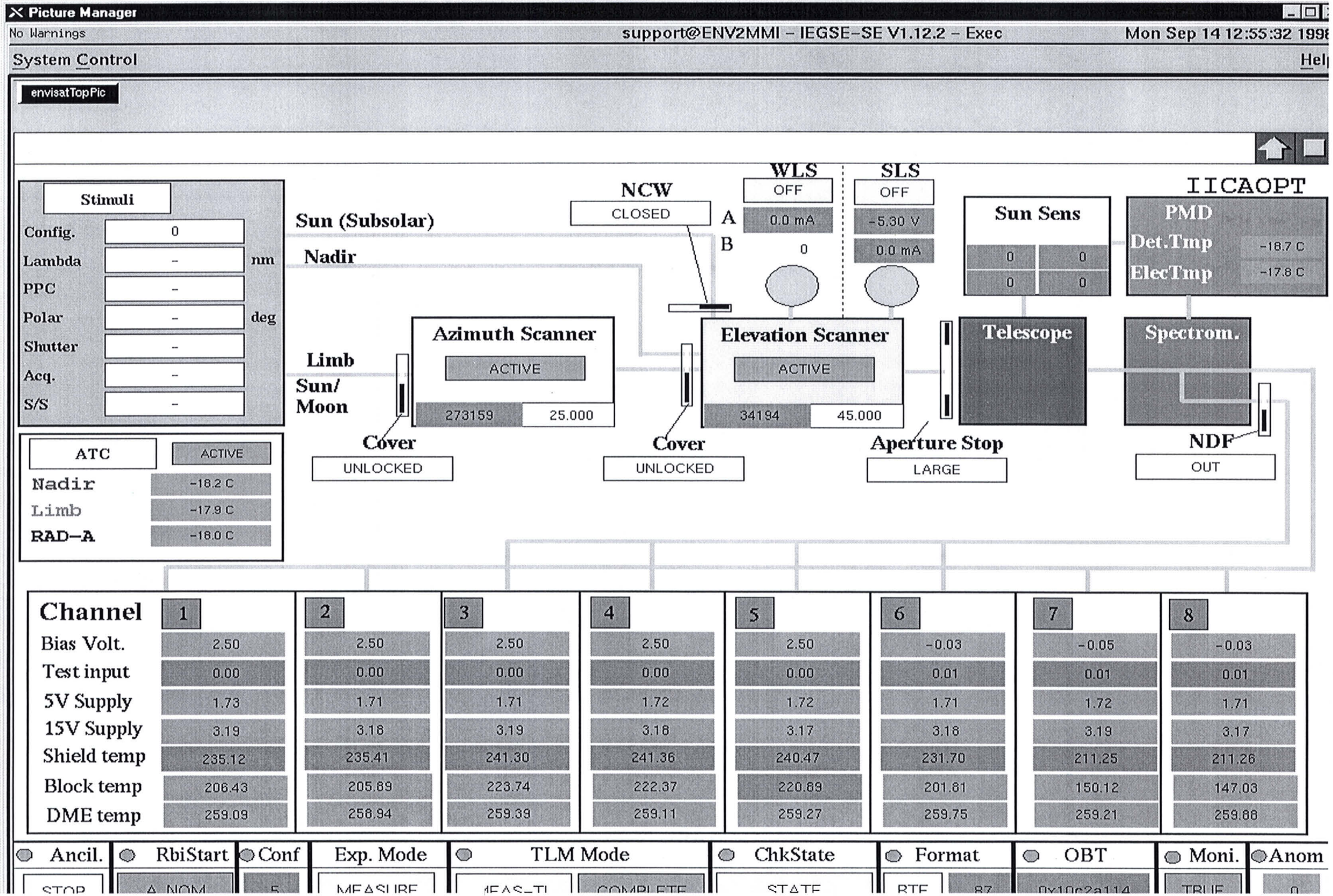
Picture Manager
No Warnings
support@ENV2MMI – IEGSE-SE V1.12.2 – Exec
Mon Sep 14 12:55:32 1998
System Control
Help
envisatTopPic
Stimuli
Config. 0
Lambda - nm
PPC -
Polar - deg
Shutter -
Acq. -
S/S -
ATC ACTIVE
Nadir -18.2 C
Limb -17.9 C
RAD-A -18.0 C
Sun (Subsolar)
Nadir
Limb
Sun/
Moon
NCW
CLOSED
A
B
WLS
OFF
0.0 mA
0
SLS
OFF
-5.30 V
0.0 mA
Sun Sens
0 0
0 0
IICAOPT
PMD
Det.Tmp -18.7 C
ElecTmp -17.8 C
Azimuth Scanner
ACTIVE
273159 25.000
Cover
UNLOCKED
Elevation Scanner
ACTIVE
34194 45.000
Cover
UNLOCKED
Aperture Stop
LARGE
Telescope
Spectrom.
NDF
OUT
Channel 1 2 3 4 5 6 7 8
Bias Volt. 2.50 2.50 2.50 2.50 2.50 -0.03 -0.05 -0.03
Test input 0.00 0.00 0.00 0.00 0.00 0.01 0.01 0.01
5V Supply 1.73 1.71 1.71 1.72 1.72 1.71 1.72 1.71
15V Supply 3.19 3.18 3.19 3.18 3.17 3.18 3.19 3.17
Shield temp 235.12 235.41 241.30 241.36 240.47 231.70 211.25 211.26
Block temp 206.43 205.89 223.74 222.37 220.89 201.81 150.12 147.03
DME temp 259.09 258.94 259.39 259.11 259.27 259.75 259.21 259.86
Ancil. RbiStart Conf Exp. Mode TLM Mode ChkState Format OBT Moni. Anom
STOP A_NOM 5 MEASURE MEAS_TL COMPLETE STATE RTE 87 0x10c2a114 TRUE 0

TACK ?

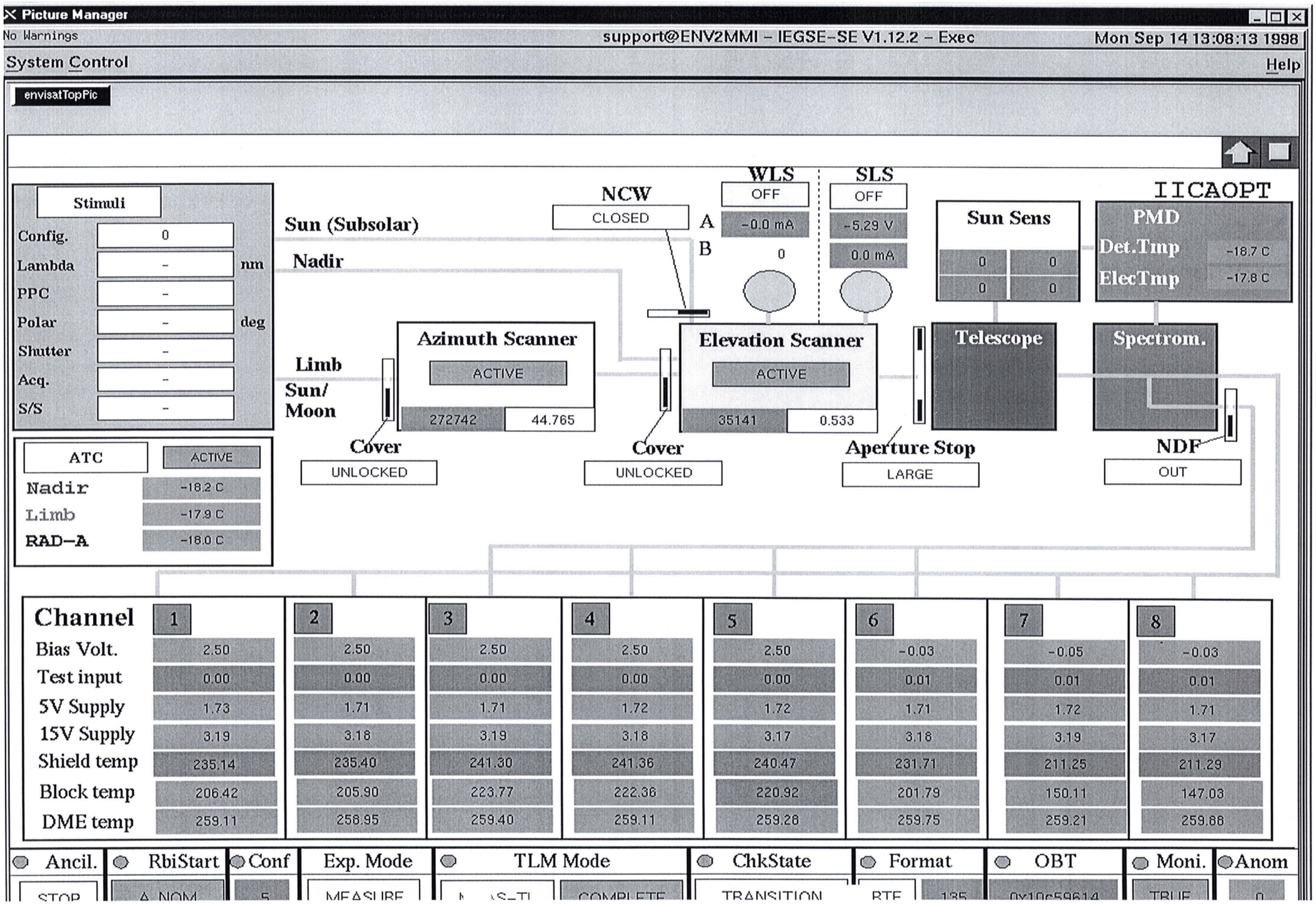
Picture Manager
No Warnings
support@ENV2MMI – IEGSE-SE V1.12.2 – Exec
Mon Sep 14 13:08:13 1998
System Control
Help
envisatTopPic
Stimuli
Config. 0
Lambda - nm
PPC -
Polar - deg
Shutter -
Acq. -
S/S -
Sun (Subsolar)
Nadir
Limb
Sun/
Moon
NCW
CLOSED
WLS
OFF
-0.0 mA
SLS
OFF
-5.29 V
A
B
0
0.0 mA
Sun Sens
0 0
0 0
IICAOPT
PMD
Det.Tmp -18.7 C
ElecTmp -17.8 C
Azimuth Scanner
ACTIVE
272742 44.765
Elevation Scanner
ACTIVE
35141 0.533
Telescope
Spectrom.
Cover
UNLOCKED
Cover
UNLOCKED
Aperture Stop
LARGE
NDF
OUT
ATC ACTIVE
Nadir -18.2 C
Limb -17.9 C
RAD-A -18.0 C
Channel 1 2 3 4 5 6 7 8
Bias Volt. 2.50 2.50 2.50 2.50 2.50 -0.03 -0.05 -0.03
Test input 0.00 0.00 0.00 0.00 0.00 0.01 0.01 0.01
5V Supply 1.73 1.71 1.71 1.72 1.72 1.71 1.72 1.71
15V Supply 3.19 3.18 3.19 3.18 3.17 3.18 3.19 3.17
Shield temp 235.14 235.40 241.30 241.36 240.47 231.71 211.25 211.29
Block temp 206.42 205.90 223.77 222.36 220.92 201.79 150.11 147.03
DME temp 259.11 258.95 259.40 259.11 259.28 259.75 259.21 259.68
Ancil. RbiStart Conf Exp. Mode TLM Mode ChkState Format OBT Moni. Anom
STOP A_NOM 5 MEASURE COMPLETE TRANSITION RTE 135 TRUE 0

DAKK 6

#####
#####
#####
#####
#####
User: scia6!scia
#####
Title: /disk1/scia/temp/dark.time.dependency.0.ps
#####
scia6
#####
Printed: Mon 18:32 Sep 14, 1998
#####
Job number: hp6mp-642
#####
#####
#####
#####
#####

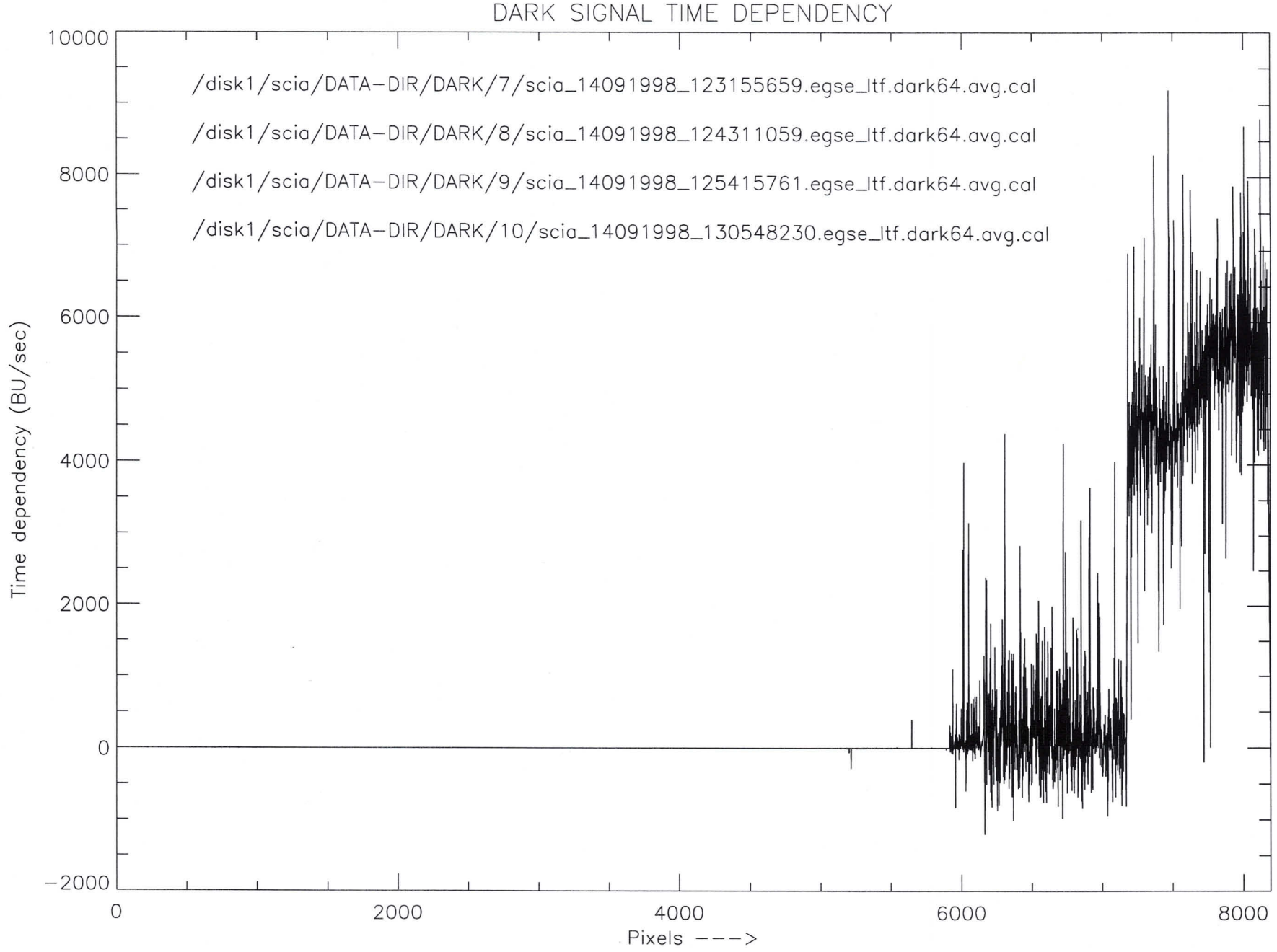
DARK SIGNAL TIME DEPENDENCY
/disk1/scia/DATA-DIR/DARK/7/scia_14091998_123155659.egse_ltf.dark64.avg.cal
/disk1/scia/DATA-DIR/DARK/8/scia_14091998_124311059.egse_ltf.dark64.avg.cal
/disk1/scia/DATA-DIR/DARK/9/scia_14091998_125415761.egse_ltf.dark64.avg.cal
/disk1/scia/DATA-DIR/DARK/10/scia_14091998_130548230.egse_ltf.dark64.avg.cal
Time dependency (BU/sec)
10000
8000
6000
4000
2000
0
-2000
0
2000
4000
6000
8000
Pixels --->

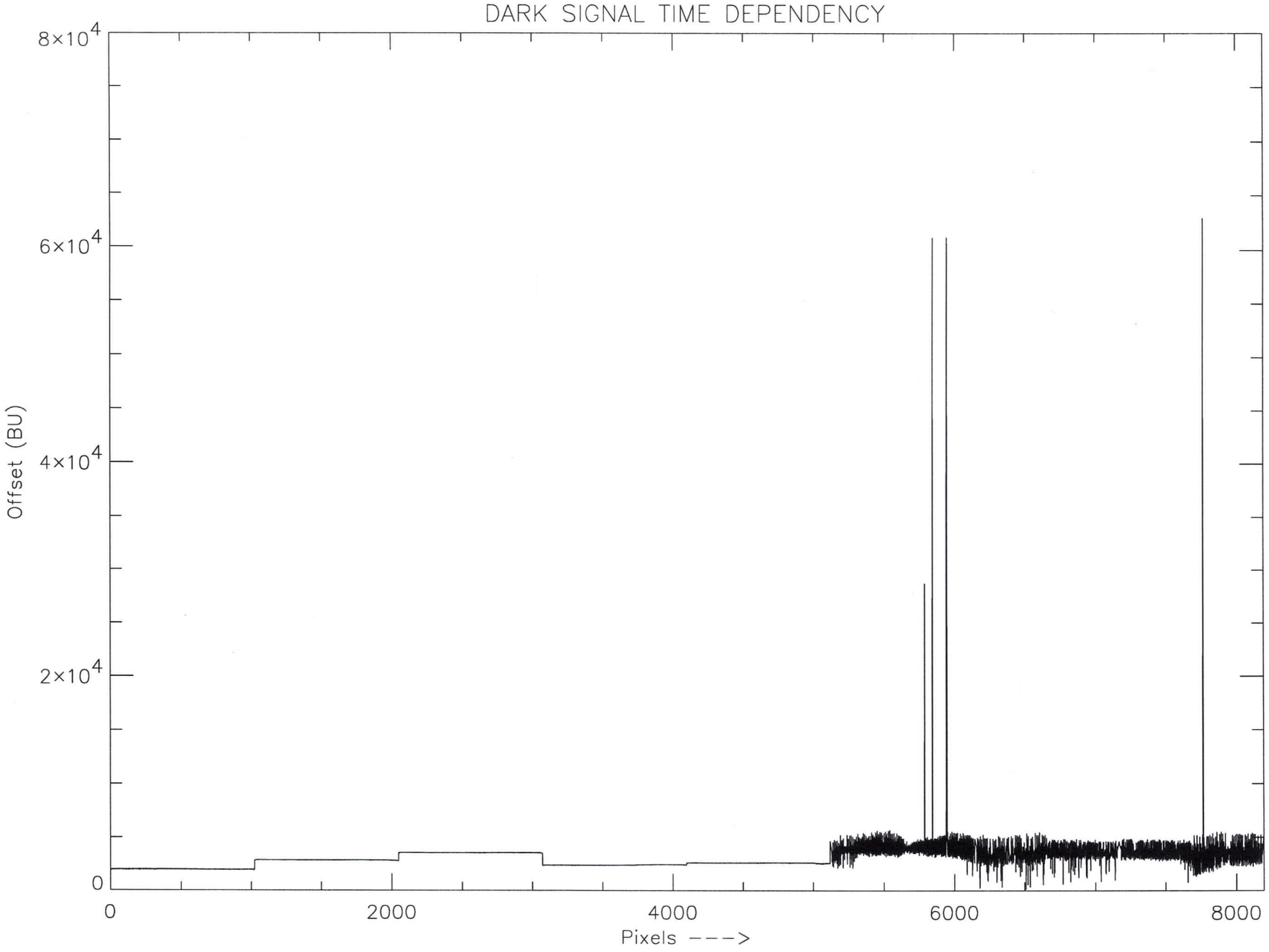
DARK SIGNAL TIME DEPENDENCY
8×10^4
6×10^4
4×10^4
2×10^4
0
Offset (BU)
0
2000
4000
6000
8000
Pixels --->

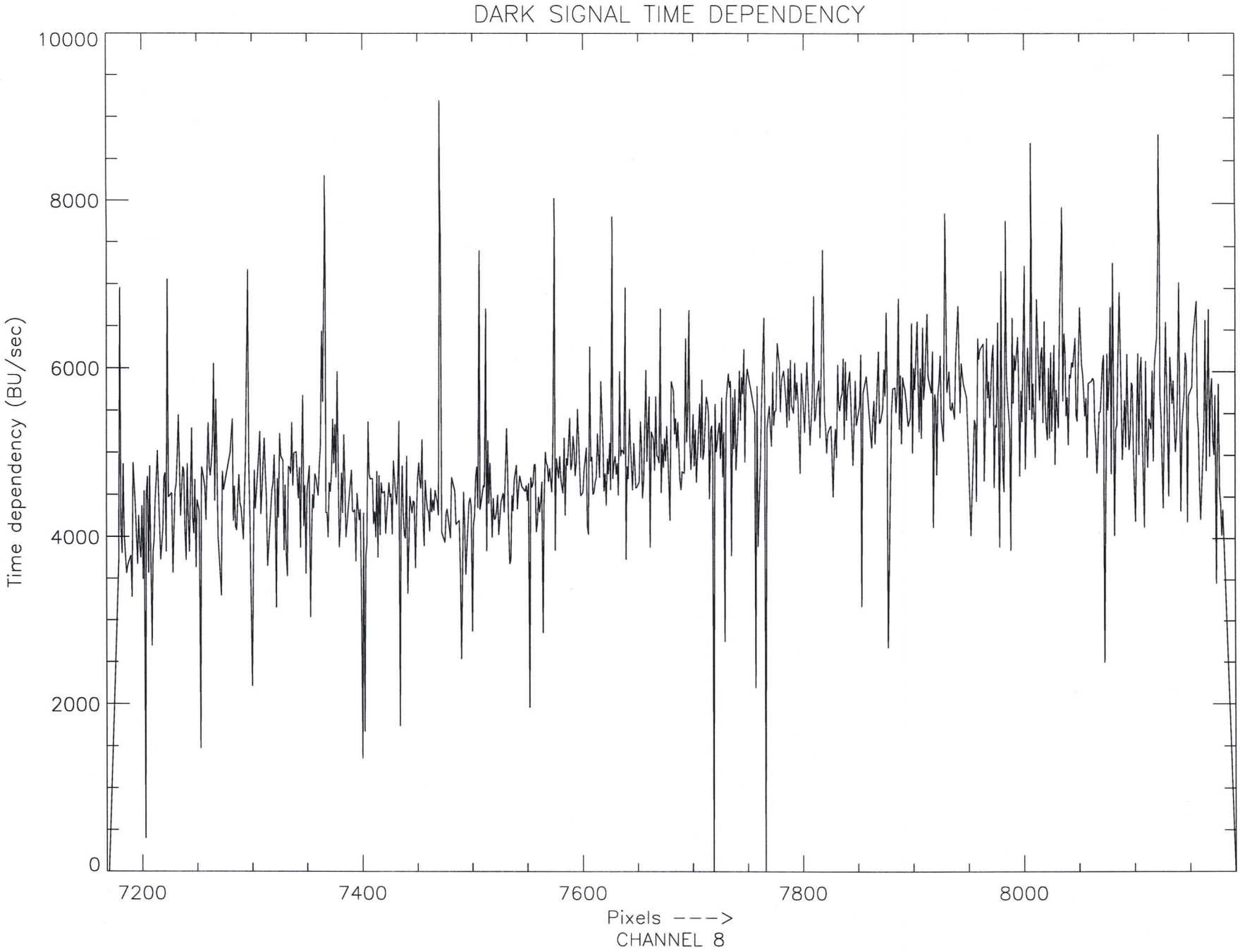
DARK SIGNAL TIME DEPENDENCY
10000
8000
6000
4000
2000
0
Time dependency (BU/sec)
7200
7400
7600
7800
8000
Pixels ---->
CHANNEL 8

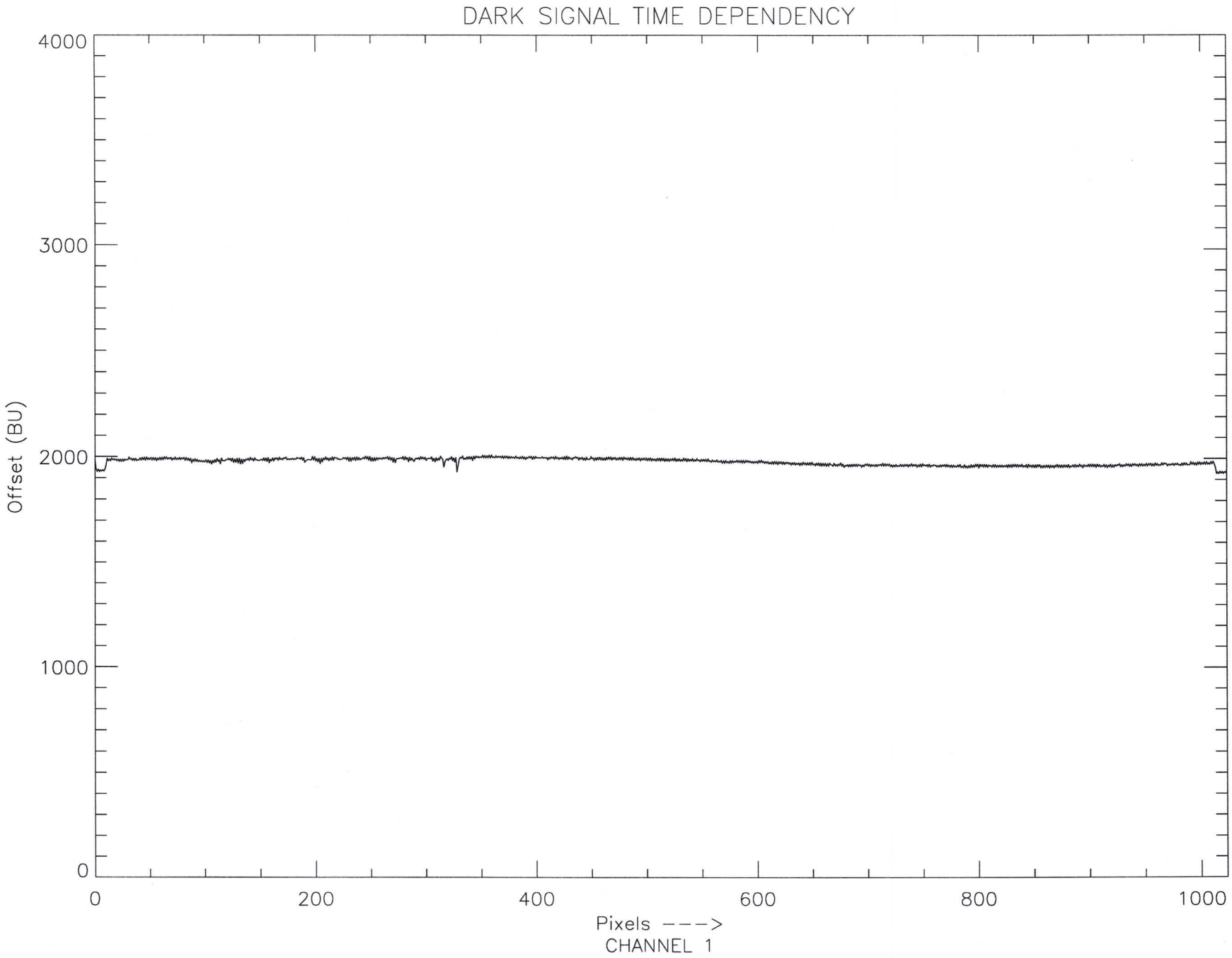
DARK SIGNAL TIME DEPENDENCY
4000
3000
2000
1000
0
Offset (BU)
0
200
400
600
800
1000
Pixels ---->
CHANNEL 1

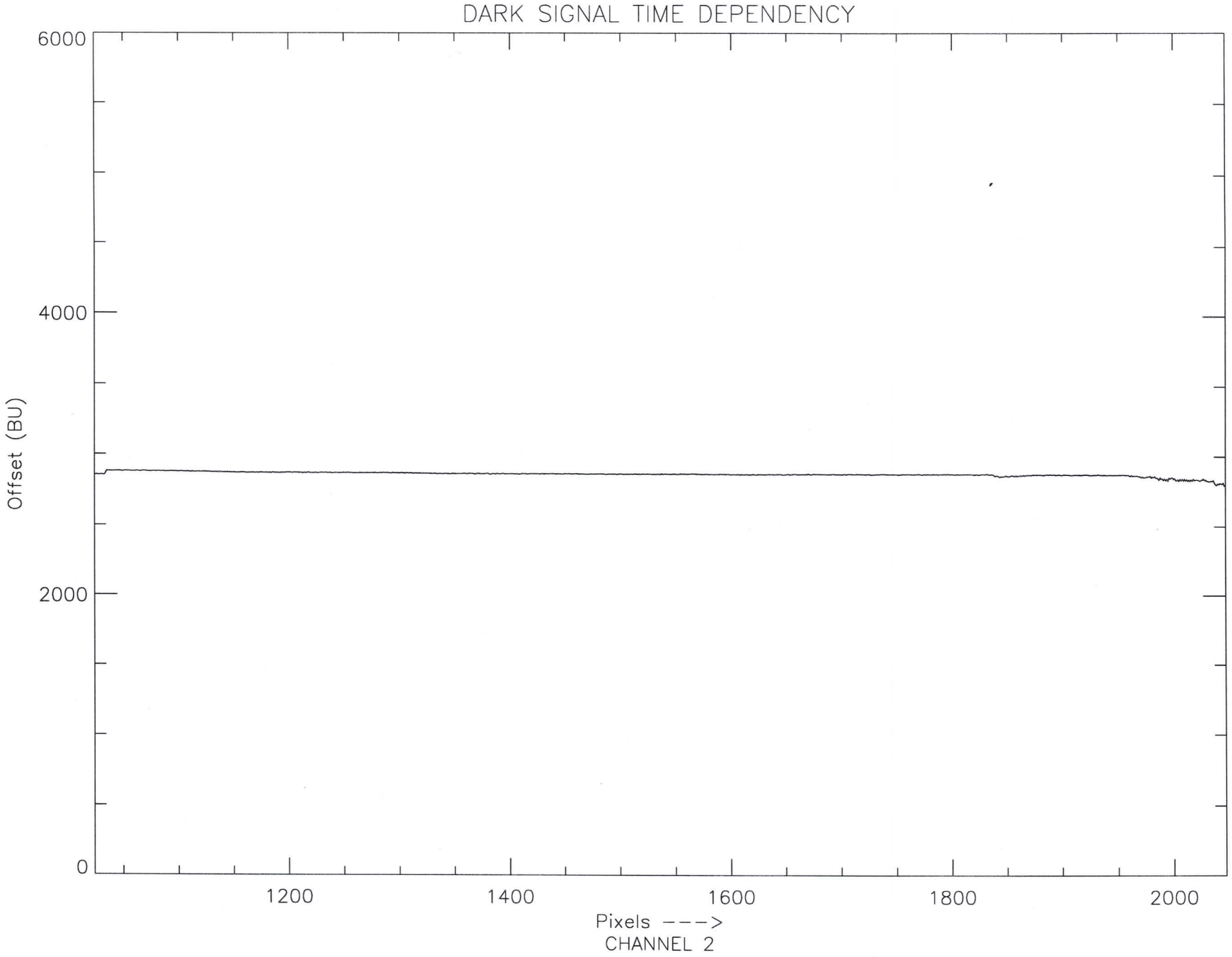
DARK SIGNAL TIME DEPENDENCY
6000
4000
2000
0
Offset (BU)
1200
1400
1600
1800
2000
Pixels ---->
CHANNEL 2

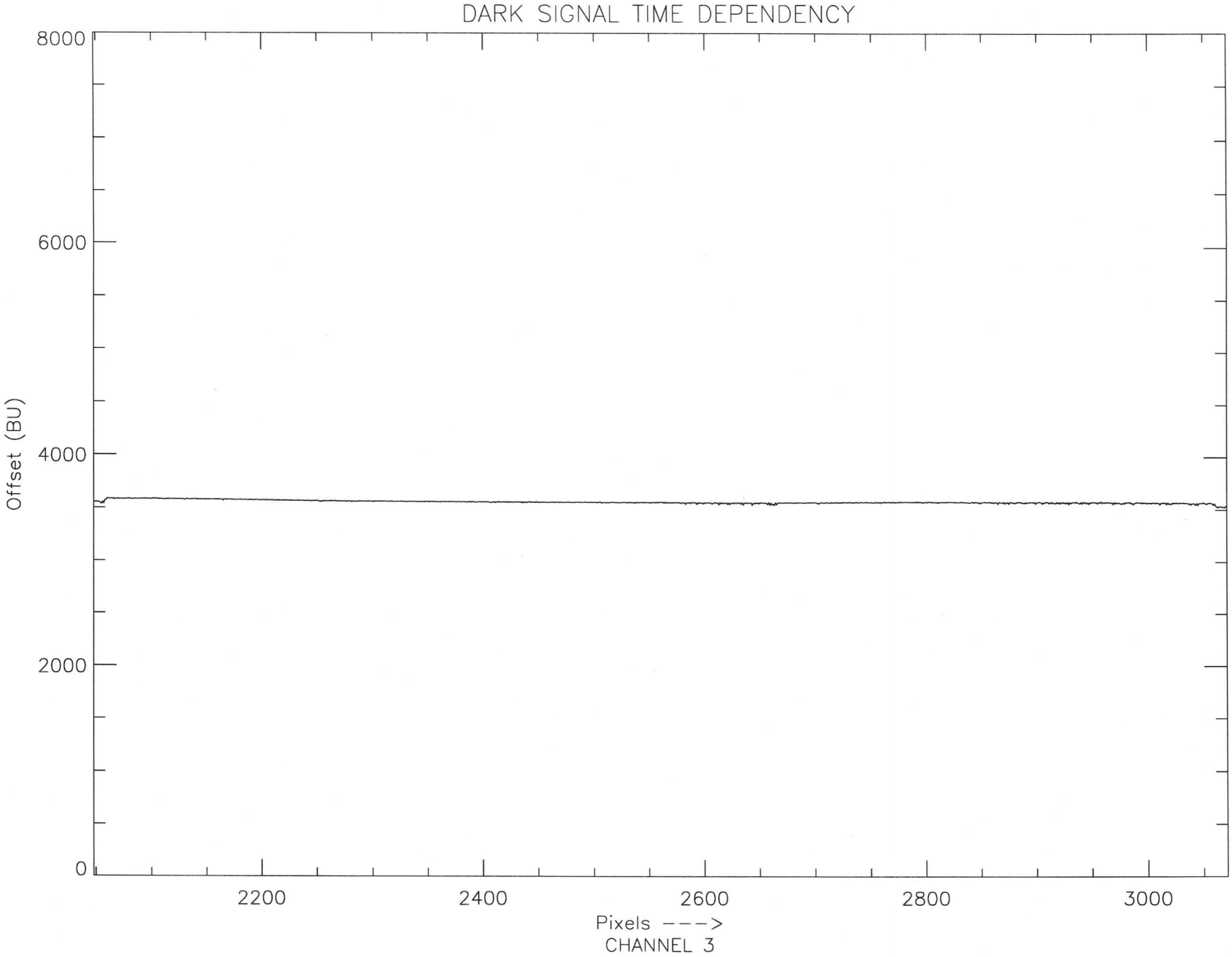
DARK SIGNAL TIME DEPENDENCY
8000
6000
4000
2000
0
Offset (BU)
2200
2400
2600
2800
3000
Pixels ---->
CHANNEL 3

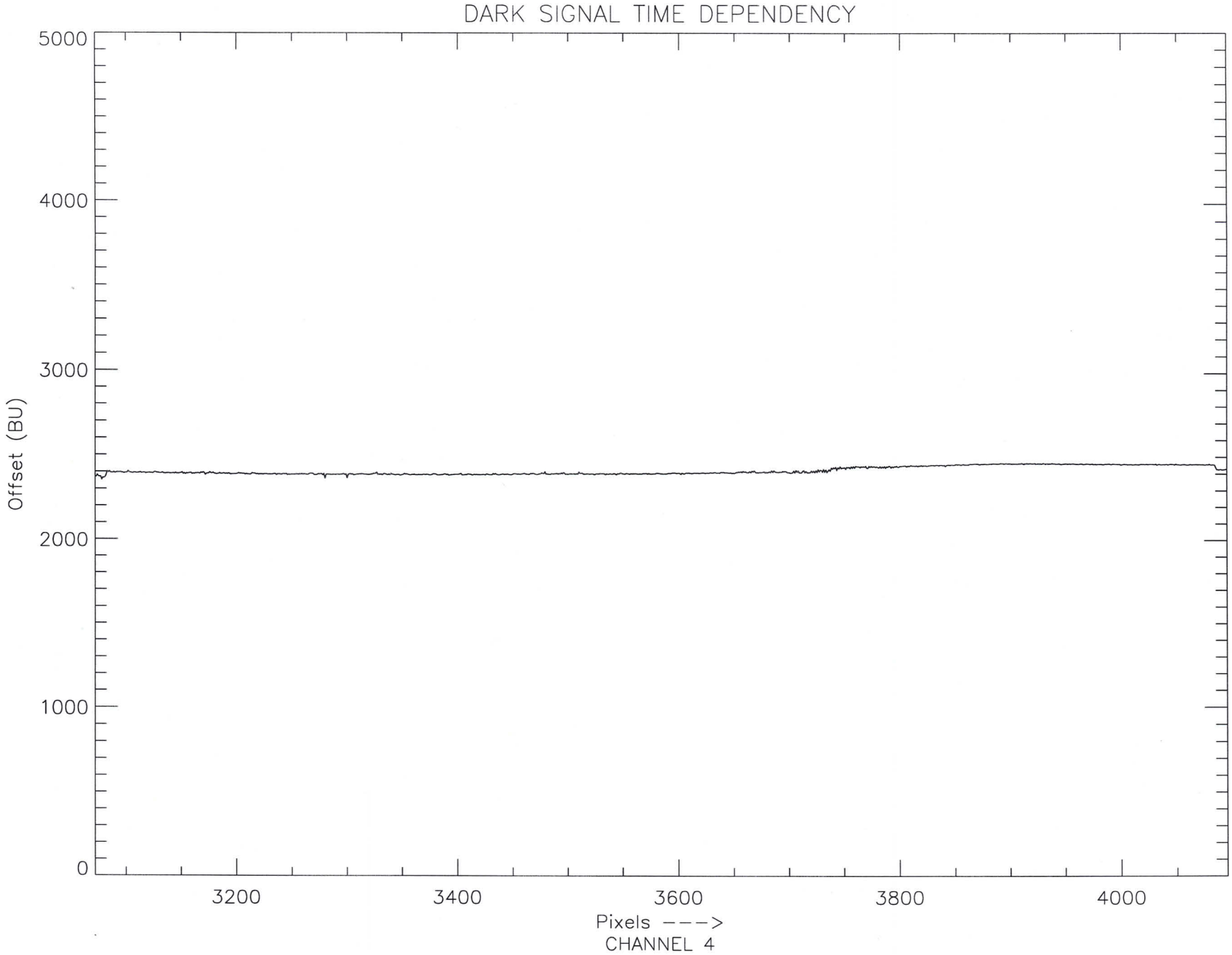
DARK SIGNAL TIME DEPENDENCY
5000
4000
3000
2000
1000
0
Offset (BU)
3200
3400
3600
3800
4000
Pixels ---->
CHANNEL 4

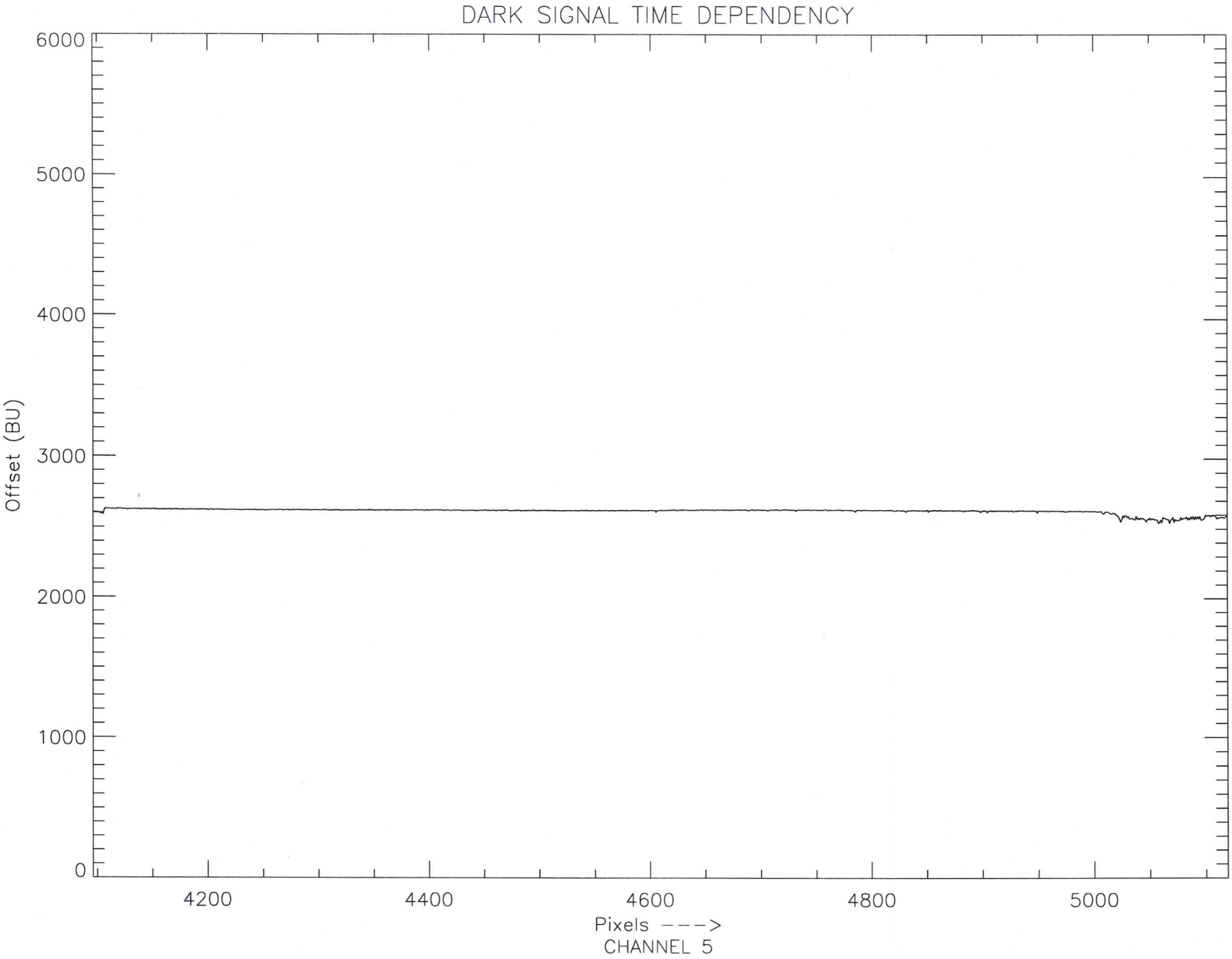
DARK SIGNAL TIME DEPENDENCY
6000
5000
4000
3000
2000
1000
0
Offset (BU)
4200
4400
4600
4800
5000
Pixels ---->
CHANNEL 5

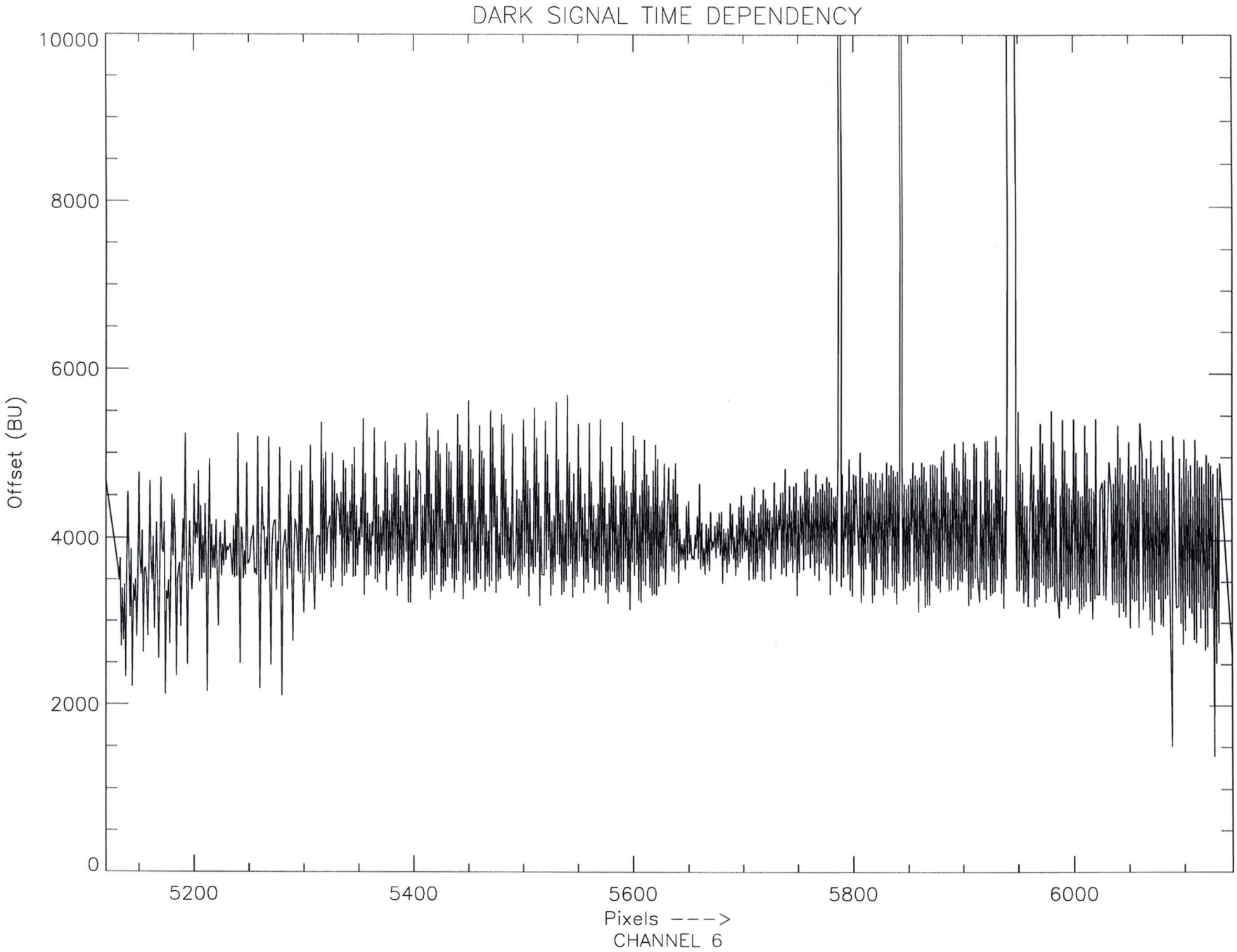
DARK SIGNAL TIME DEPENDENCY
10000
8000
6000
4000
2000
0
Offset (BU)
5200
5400
5600
5800
6000
Pixels ---->
CHANNEL 6

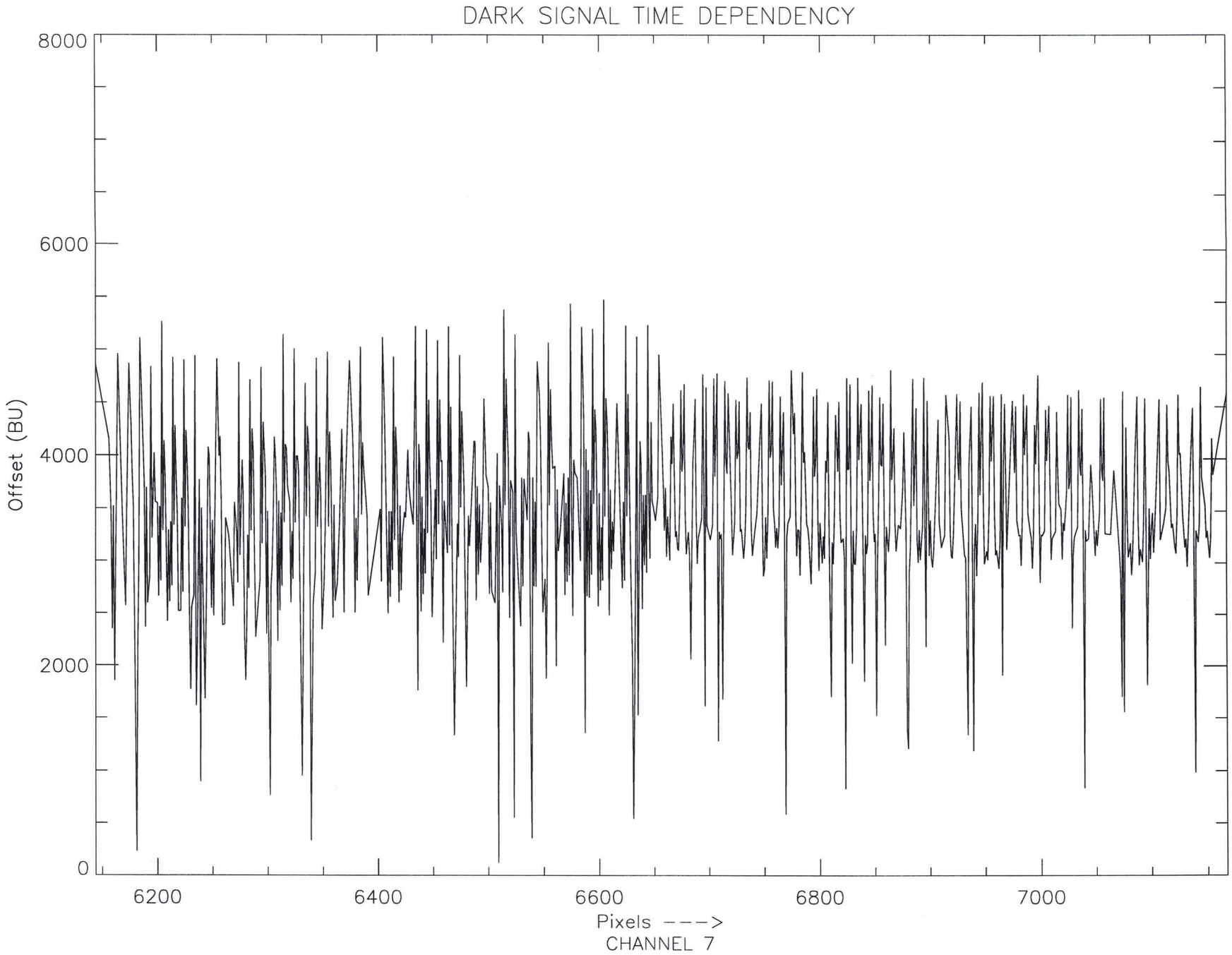
DARK SIGNAL TIME DEPENDENCY
8000
6000
4000
2000
0
Offset (BU)
6200
6400
6600
6800
7000
Pixels ---->
CHANNEL 7

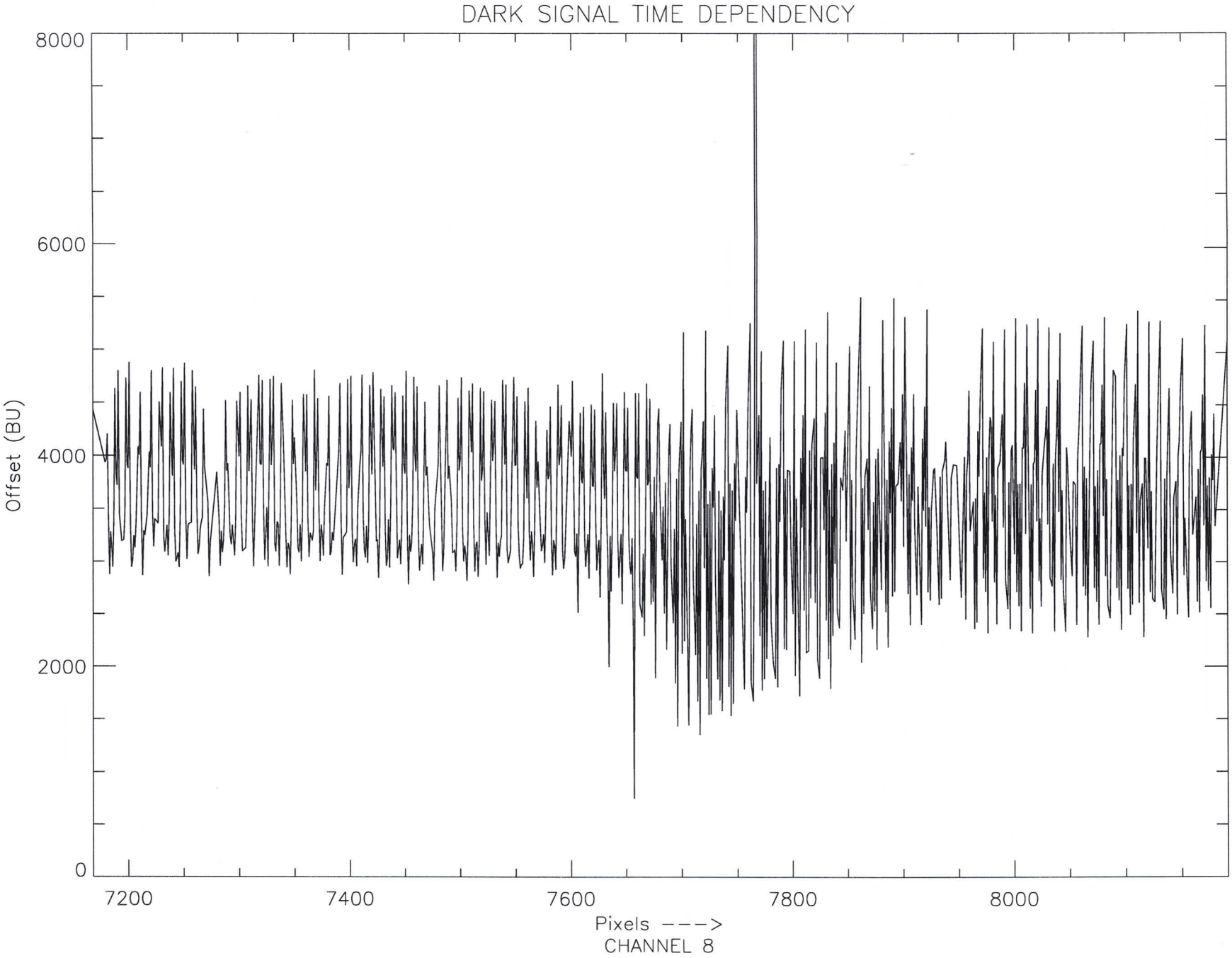
DARK SIGNAL TIME DEPENDENCY
8000
6000
4000
2000
0
Offset (BU)
7200
7400
7600
7800
8000
Pixels ---->
CHANNEL 8

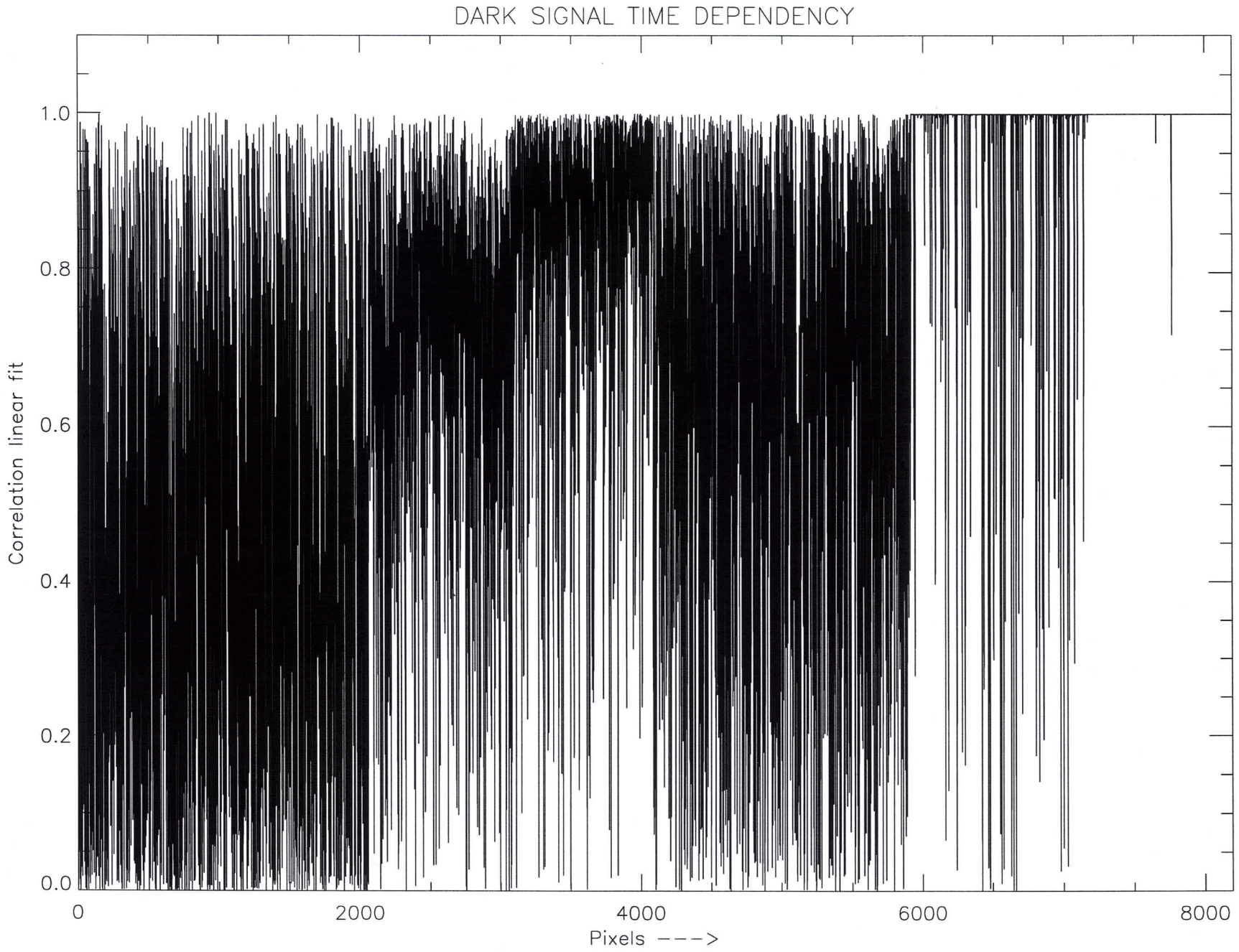
DARK SIGNAL TIME DEPENDENCY
Correlation linear fit
1.0
0.8
0.6
0.4
0.2
0.0
0
2000
4000
6000
8000
Pixels --->

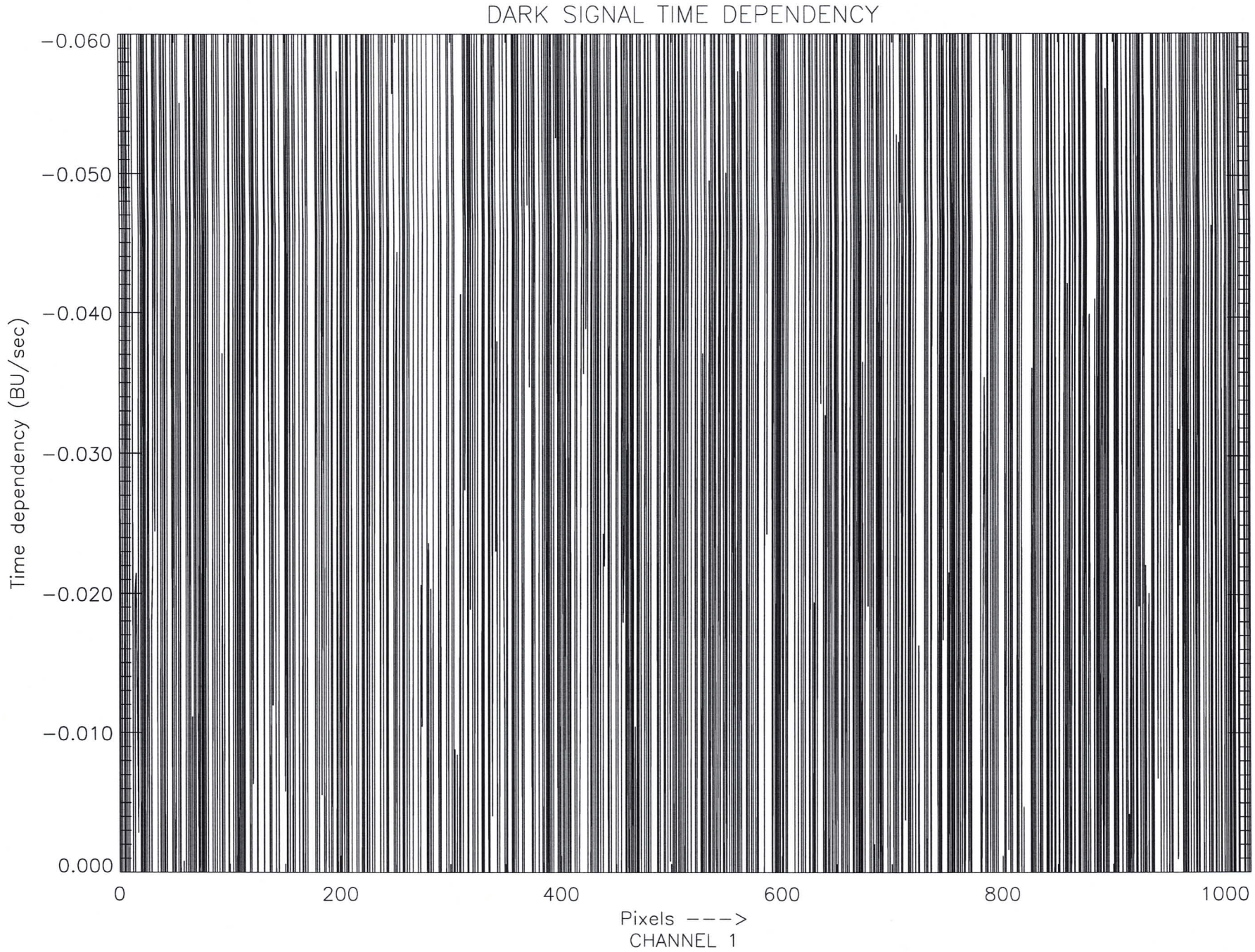
DARK SIGNAL TIME DEPENDENCY
−0.060
−0.050
−0.040
−0.030
−0.020
−0.010
0.000
Time dependency (BU/sec)
0
200
400
600
800
1000
Pixels −−−>
CHANNEL 1

DARK SIGNAL TIME DEPENDENCY
0.020
0.015
0.010
0.005
0.000
Time dependency (BU/sec)
1200
1400
1600
1800
2000
Pixels ---->
CHANNEL 2

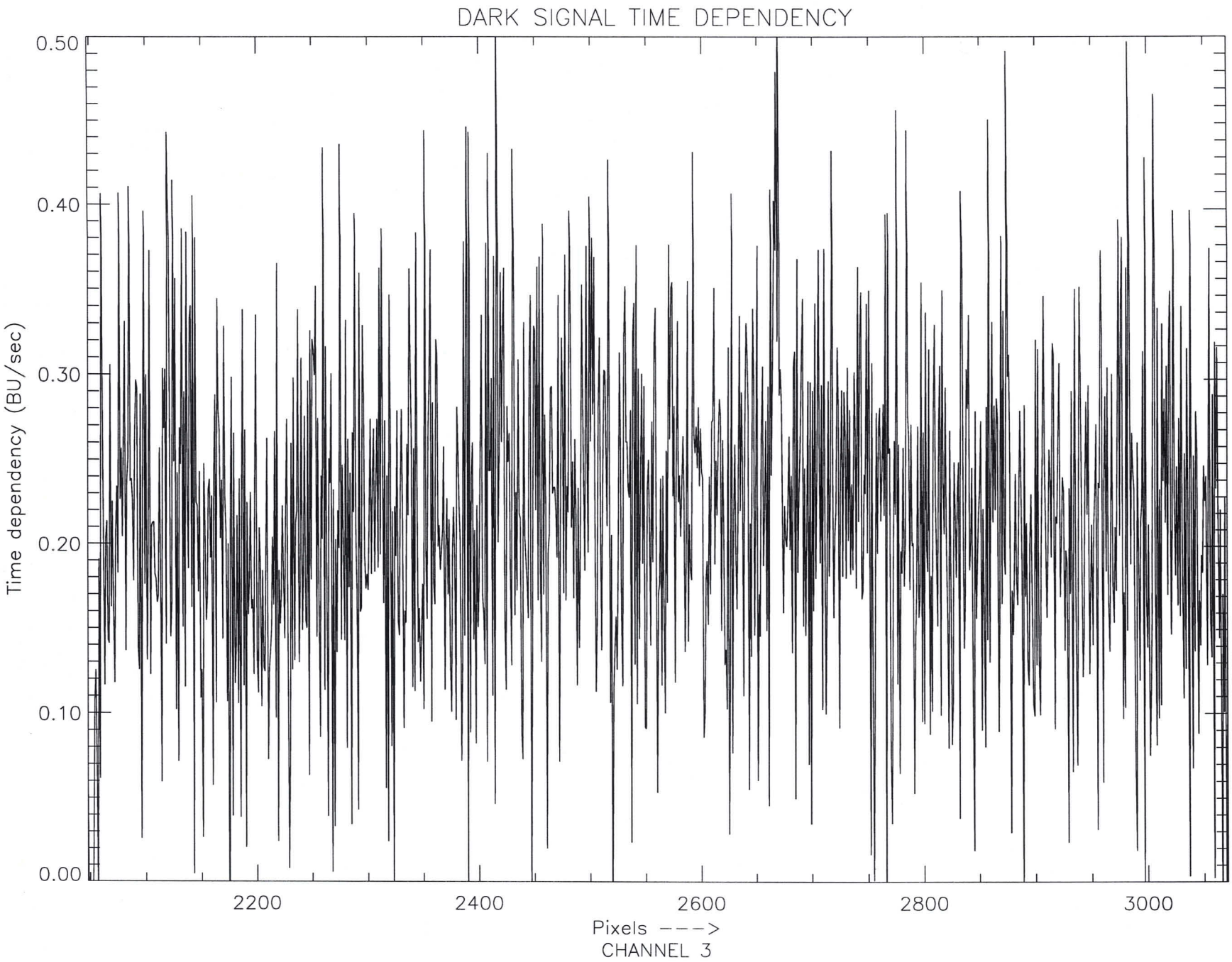
DARK SIGNAL TIME DEPENDENCY
0.50
0.40
0.30
0.20
0.10
0.00
Time dependency (BU/sec)
2200
2400
2600
2800
3000
Pixels ---->
CHANNEL 3

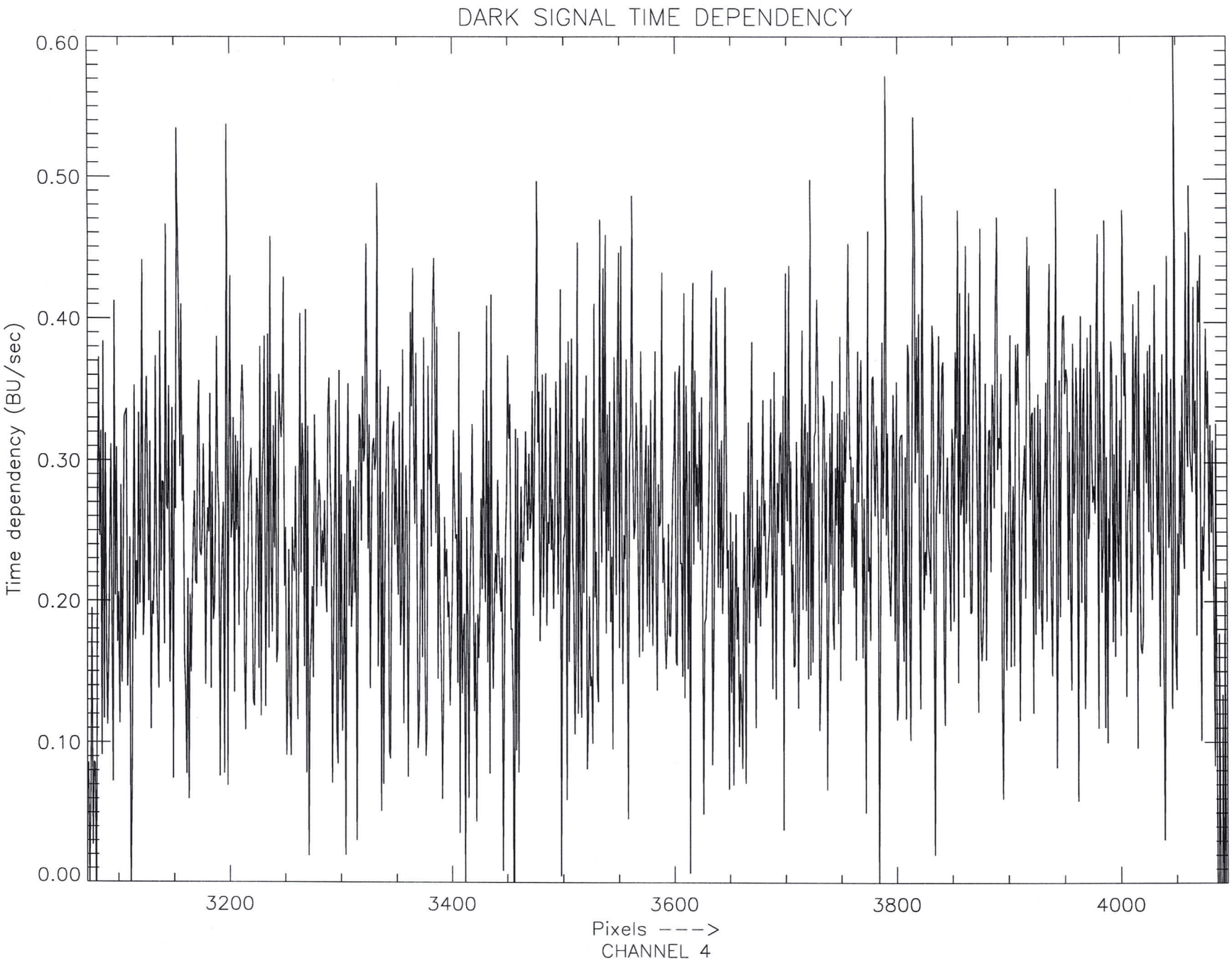
DARK SIGNAL TIME DEPENDENCY
0.60
0.50
0.40
0.30
0.20
0.10
0.00
Time dependency (BU/sec)
3200
3400
3600
3800
4000
Pixels ---->
CHANNEL 4

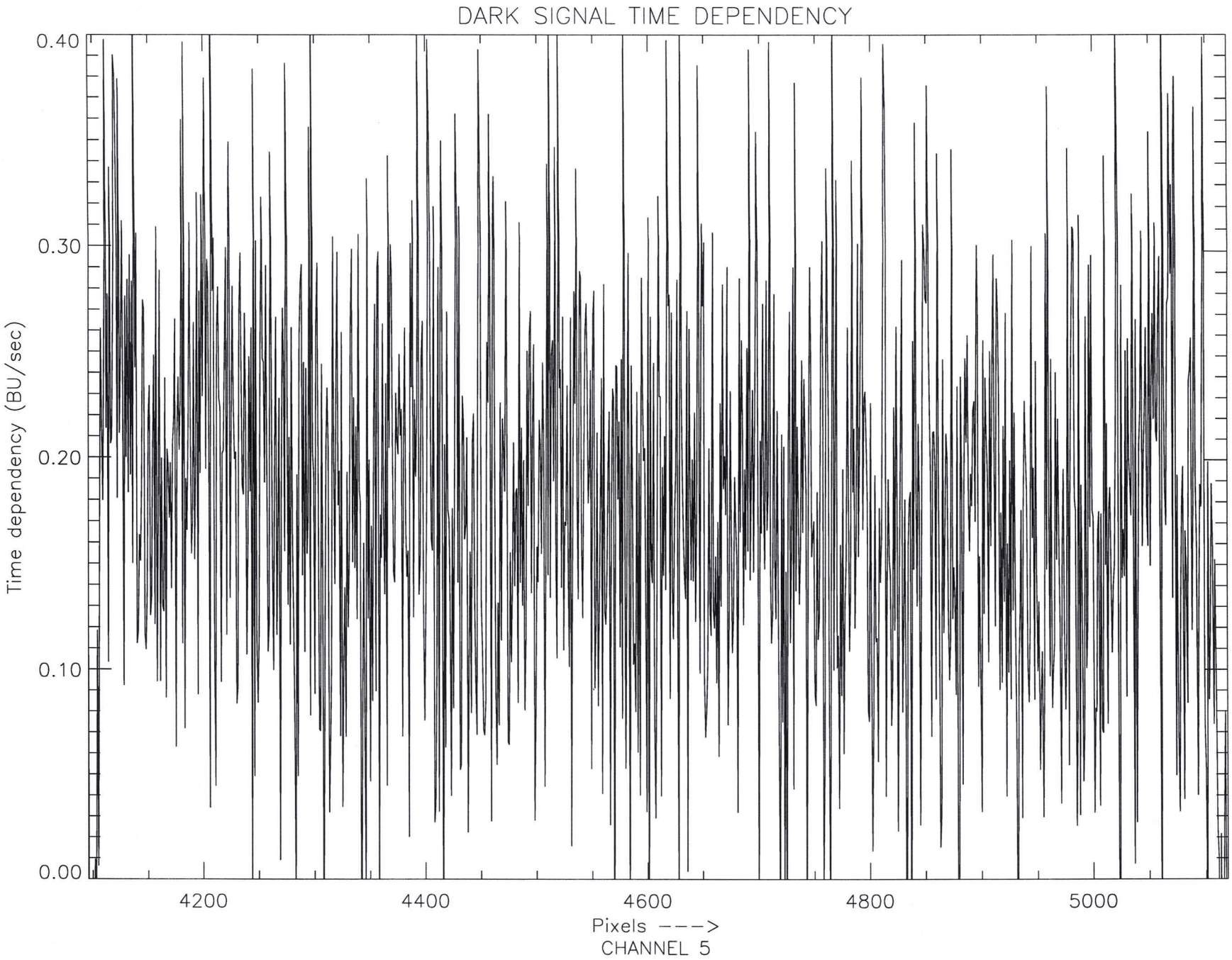
DARK SIGNAL TIME DEPENDENCY
0.40
0.30
0.20
0.10
0.00
Time dependency (BU/sec)
4200
4400
4600
4800
5000
Pixels ---->
CHANNEL 5

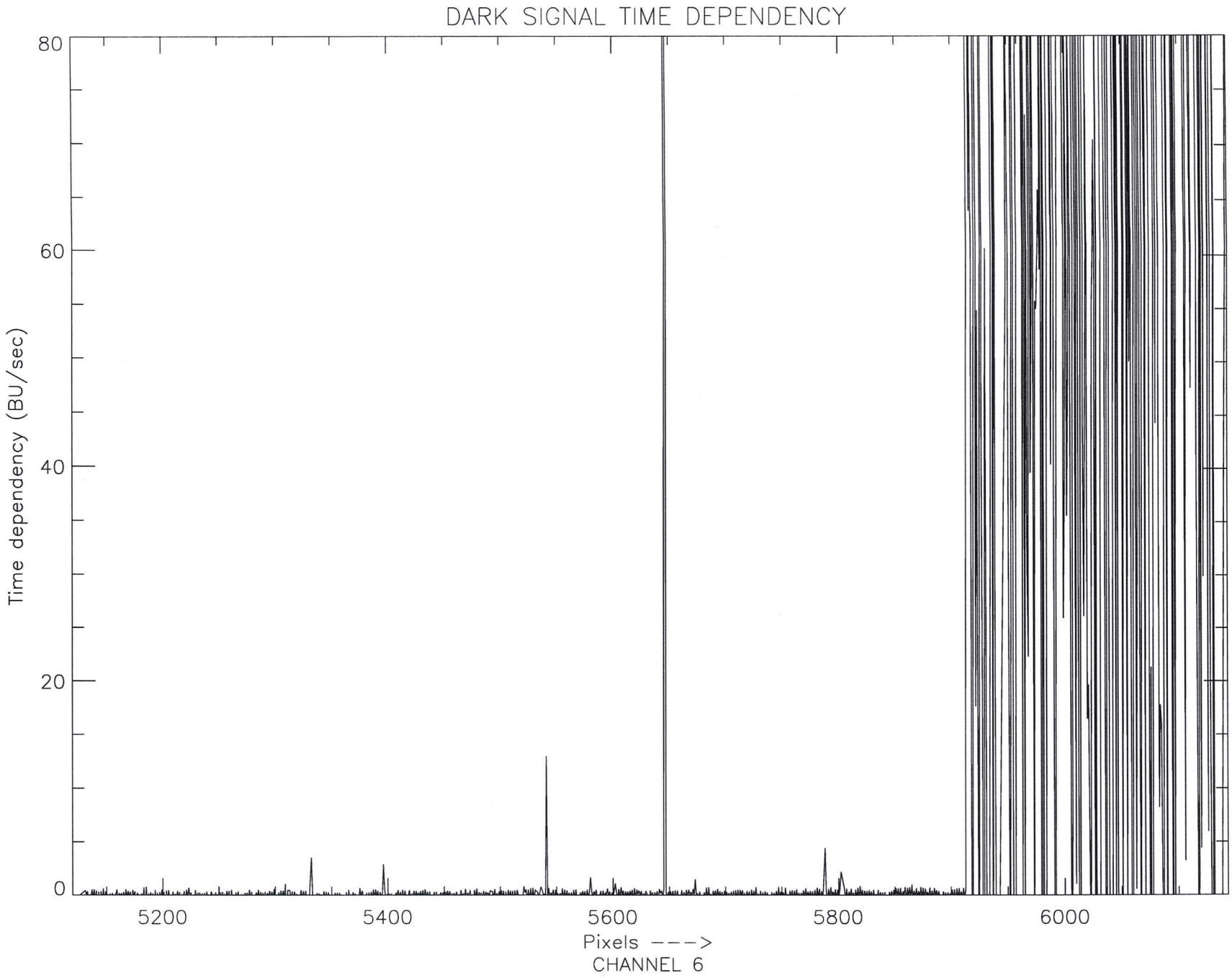
DARK SIGNAL TIME DEPENDENCY
80
60
40
20
0
Time dependency (BU/sec)
5200
5400
5600
5800
6000
Pixels ---->
CHANNEL 6

DARK SIGNAL TIME DEPENDENCY
500
400
300
200
100
0
Time dependency (BU/sec)
6200
6400
6600
6800
7000
Pixels ---->
CHANNEL 7

	LOG SHEET SCHIAMACHY CALIBRATION	
Date/Time	A. Bosi Description of action	Measurement directory
14-09-98 20.4.	Test Run special ~~dark~~ straylight measurement.	260 nm
	In channel 5, we see spectral lines. They correspond (position) exactly to position of Xe-lamp spectral lines.	
	Note: - optical setting protected using optical blanket. - Clean room is dark.	
	⇒ Does filter work correctly for channel 5?	
	Marcel: Filter does not work in ch. 5. Erik	

Het filter is met tape op een metalen plaat geplakt. De metalen plaat is tegen de stimilus geplakt. Met behulp van doeken zijn de optische gaten gedicht (achter het filter). De XE-lamp is op ongeveer 5 mm van de metalen plaat geplaatst om oververhitting van de componenten te voorkomen.

- Target nr. 2,7x0,2 deg.
- 1 suprasil UV 311 C420 diffuser op pos. 1
- Xe-lamp niet gefixeerd, vanwege filter

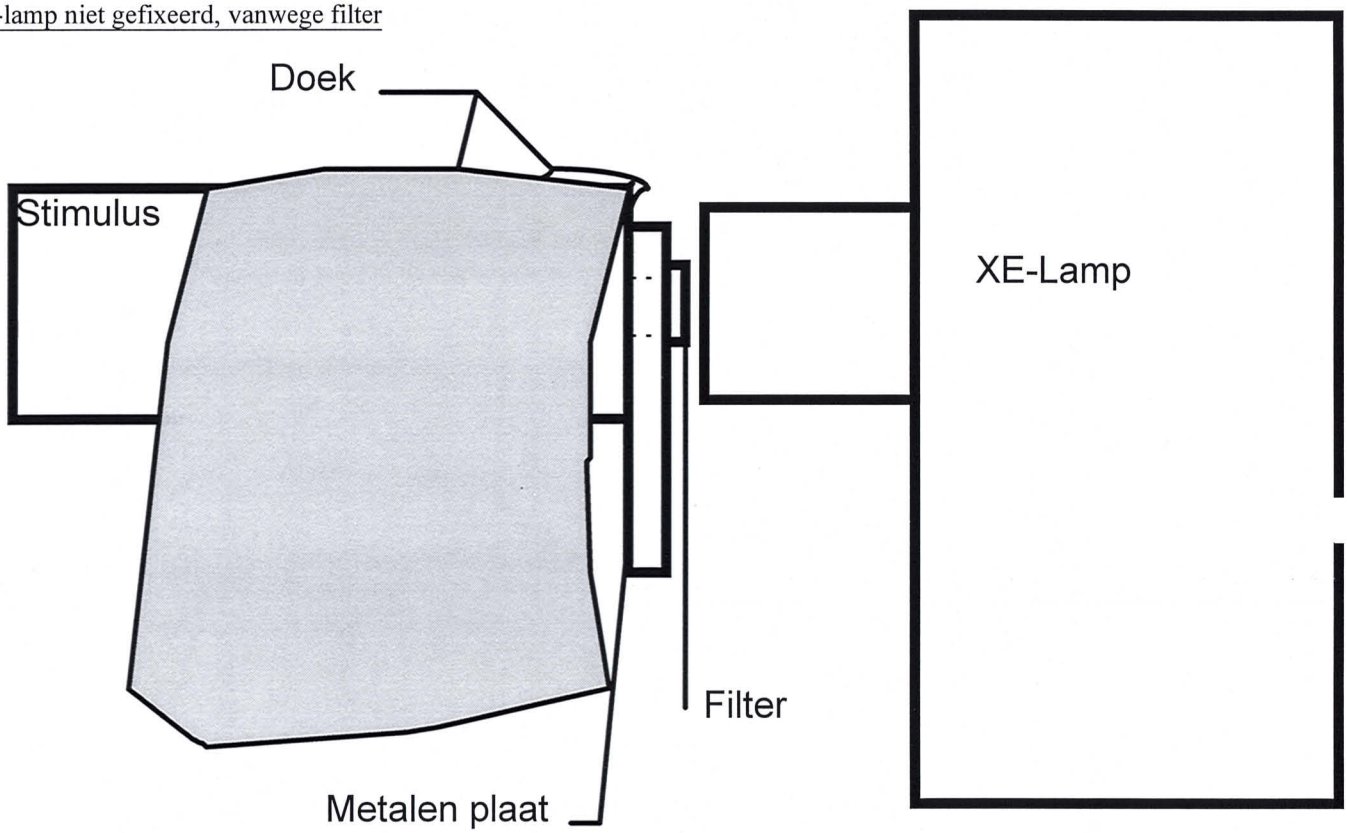

Formal Run of Measurement

(Measurement ID) ETA-UV-VIS- Limb

Request for Actual Status		(cross out entries that are **not** requested.)
Request for Modification	X	(fill in only entries to be modified)
Request for Run	X	(no entries = run based on actual default settings)

Scanner Positions

§20.4

Azimuth	-45	deg
Elevation	-12.70	deg

Timeline for each Data Acquisition Period during Measurement

	1	2	3	4	5	6	7	8	9	10
State ID	9									
Repetitions	1									

State Parameters for States used in Timeline (State ID must be given)

test_run.

wl = 260nm

ETA.uv/9.

Channel	PET [s] or H#	Co-Adding	PET [s] or H#	Co-Adding	PET [s] or H#	Co-Adding	PET [s] or H#	Co-Adding
1a	2	1						
1b	2	1						
2b	0.5	4						
2a	0.5	4						
3	0.125	16						
4	0.0625	32						
5	0.03125	32						
6	H6	32						
7	H7	32						
8	H8	32						
State ID								

Stimuli Settings for Existing Blocks in Measurement

Block No	Stimuli Setup ID	PPC [deg]	Polarizer [deg]	Shutter open/close	Acquisition Time [s]	Lambda [nm] Start	Stop	Step	Repetition Factor	Message	OS Setup Time [s]
1	2	4	172.2	close	1	240	240	200	1	DU	12
2.1	2	4	172.2	open	1	240	240	0	1	WSa # 20	
2.2	2	4	172.2	open	1	240	240	5	1	WSa #20	
3.1	2	4	86.0	open	1	240	240	0	1	Wpa # 20	
3.2	2	4	86.0	open	1	240	240	0	1	wpa # 20	
4.1	2	4	86.0	close	1	240	240	0	1	du2 20	
4.2	2	4	86.0	close	1	240	240	0	1	du2 20	
5	2	4	86.0	close	1	240	240	0	1	du2 8	

Measurement Data Description

Test Purpose	UID-53-
Remark	check Pers
Data Directory	

Signatures

	Date	Signature
Issued	14.9.98	
< Performed	14.9.98	

Formal Run: 0257 15.10.30_ETA_UV_VIS_LIMB

Formal Run of Measurement

(Measurement ID) ETA-UV-Vis- Limb

Request for Actual Status		(cross out entries that are not requested.)
Request for Modification	X	(fill in only entries to be modified)
Request for Run	X	(no entries = run based on actual default settings)

Scanner Positions

§20.4

Azimuth	-45	deg
Elevation	-12.70	deg

Timeline for each Data Acquisition Period during Measurement

	1	2	3	4	5	6	7	8	9	10
State ID	9									
Repetitions	1									

State Parameters for States used in Timeline (State ID must be given)

test-run.

Channel	PET [s] or H#	Co-Adding	PET [s] or H#	Co-Adding	PET [s] or H#	Co-Adding	PET [s] or H#	Co-Adding
1a	16	4						
1b	16	4						
2b	64	1						
2a	64	1						
3	64	1						
4	64	1						
5	64	1						
6	32	2						
7	4	16						
8	4	16						
State ID								

ETA.UV/10

Deze moet zijn

ch.	Pet	coadding
6	16	4
7	2	32
8	2	32

Stimuli Settings for Existing Blocks in Measurement

Block No	Stimuli Setup ID	PPC [deg]	Polarizer [deg]	Shutter open/close	Acquisition Time [s]	Lambda [nm] Start	Stop	Step	Repetition Factor	Message	OS Setup Time [s]
1	2	4	172.2	close	1	240	240	0	1	DU1	12
2.1	2	4	172.2	open	1	240	240	0	1	WS0	#20
2.2	2	4	172.2	open	1	240	240	0	1	WS0	#20
3.1	2	4	86.0	open	1	240	240	0	1	wpa	#20
3.2	2	4	86.0	open	1	240	240	0	1	wpa	#20
4.1	2	4	86.0	close	1	240	240	0	1	du2	20
4.2	2	4	86.0	close	1	240	240	0	1	du2	20
5	2	4	86.0	close	1	240	240	0	1	du2	8

Measurement Data Description

Test Purpose	UID-53-
Remark	Check Pets
Data Directory	0257_17.22.08_ETA_UV-Vis-Limb

Signatures

	Date	Signature
Issued	14.9.98	[signature]
< Performed	14.9.98	[signature]

Formal Run of Measurement

(Measurement ID) ETA-UV-Vis- Limb

Request for Actual Status		(cross out entries that are not requested.)
Request for Modification	X	(fill in only entries to be modified)
Request for Run	X	(no entries = run based on actual default settings)

Scanner Positions

§20.4

Azimuth	-45	deg
Elevation	-12.70	deg

Timeline for each Data Acquisition Period during Measurement

	1	2	3	4	5	6	7	8	9	10
State ID	9									
Repetitions	8									

State Parameters for States used in Timeline (State ID must be given)

Channel	PET [s] or H#	Co-Adding	PET [s] or H#	Co-Adding	PET [s] or H#	Co-Adding	PET [s] or H#	Co-Adding
1a	16	4						
1b	16	4						
2b	64	1						
2a	64	1						
3	64	1						
4	64	1						
5	64	1						
16 6	32	2						
2 7	64	16						
2 8	4	16						
State ID								

formal run

ETA.uvf

Stimuli Settings for Existing Blocks in Measurement

Block No	Stimuli Setup ID	PPC [deg]	Polarizer [deg]	Shutter open/close	Acquisition Time [s]	Lambda [nm] Start	Stop	Step	Repetition Factor	Message	OS Setup Time [s]
1	2	4	172.2	close	1	240	240	0	1	DW	12
2.1	2	4	172.2	open	1	240	240	0	1	WSa	#20
2.2	2	4	172.2	open	1	240	240	0	1	WSa	#20
3.1	2	4	86.0	open	1	240	240	0	1	wpa	#20
3.2	2	4	86.0	open	1	240	240	0	1	wpa	#20
4.1	2	4	86.0	close	1	240	240	0	1	du2	20
4.2	2	4	86.0	close	1	240	240	0	1	du2	20
5	2	4	86.0	close	1	240	240	0	1	du2	8

Measurement Data Description

Test Purpose	UID-53-
Remark	check Pers
Data Directory	0257-18.14.34 ETA-UV-Vis-Limb

Signatures

	Date	Signature
Issued	14.9.98	[signature]
< Performed	14.9.98	[signature]

O:\AIT\CALIBRATION\FORMBLATT.XLS]

Remark : Test run
EGSE-File : /disk1/SciaSCOE/log/DATA-DIR/ETA-UV/10/scia_14091998_172602590.egse_ltf record = 20
Date : Mon 14-Sep-98 17:30:43 Channel # 5FM

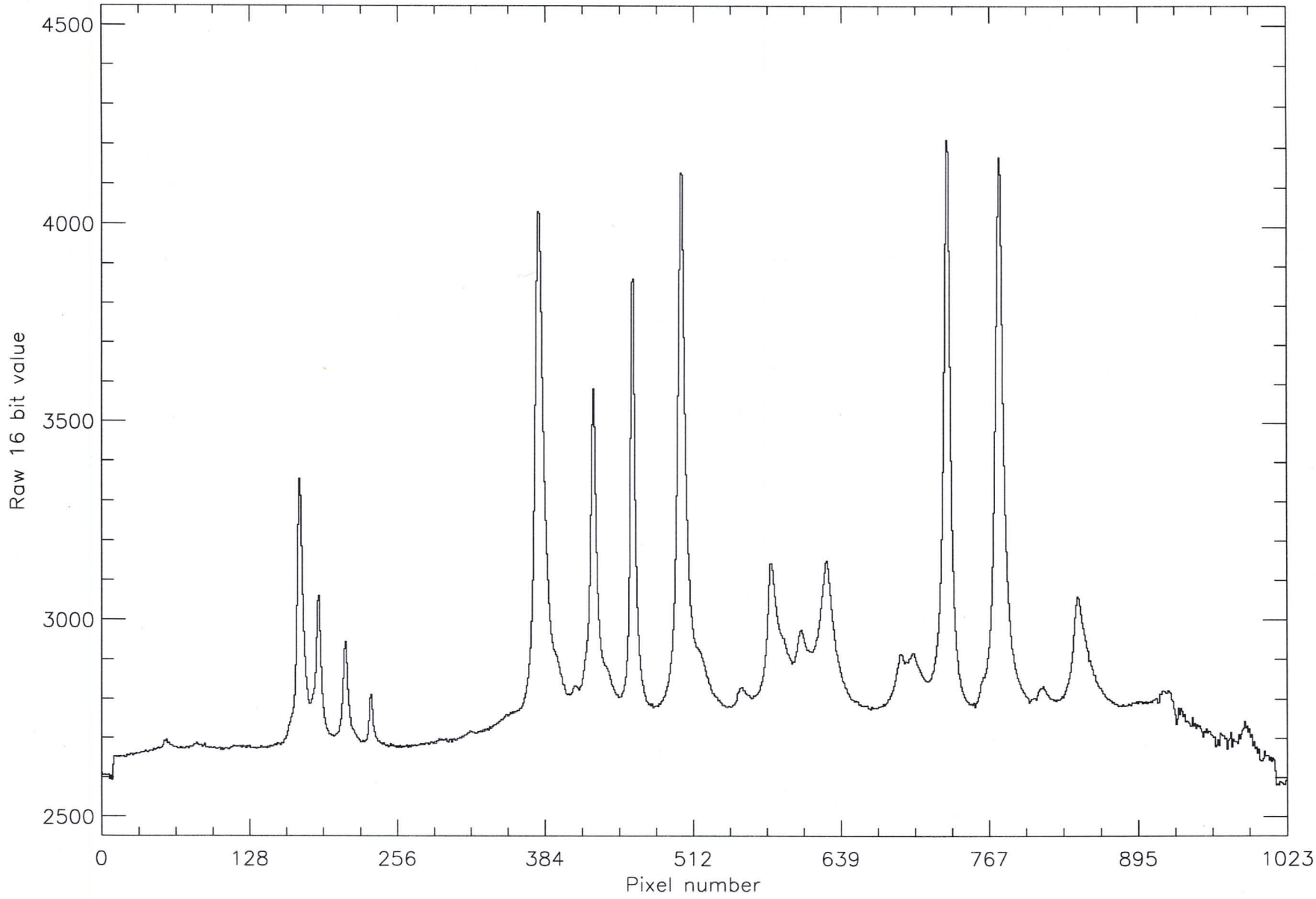

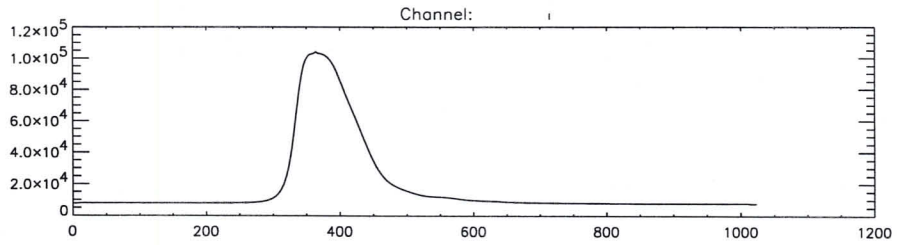
Channel:
1.2×10^5
1.0×10^5
8.0×10^4
6.0×10^4
4.0×10^4
2.0×10^4
0
0
200
400
600
800
1000
1200

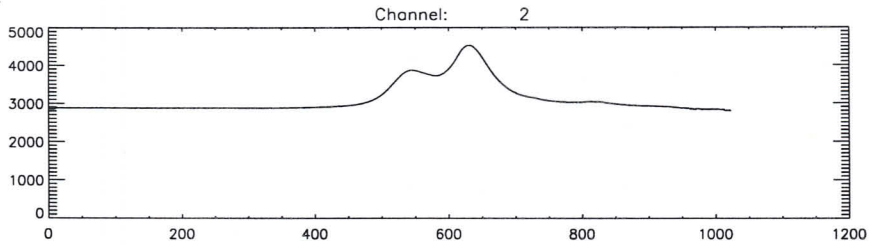
Channel: 2
5000
4000
3000
2000
1000
0
0
200
400
600
800
1000
1200

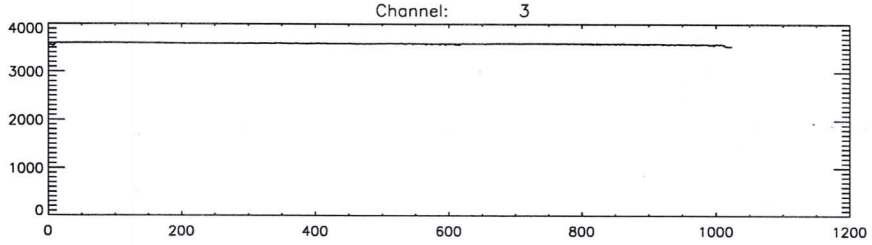
Channel: 3
4000
3000
2000
1000
0
0
200
400
600
800
1000
1200

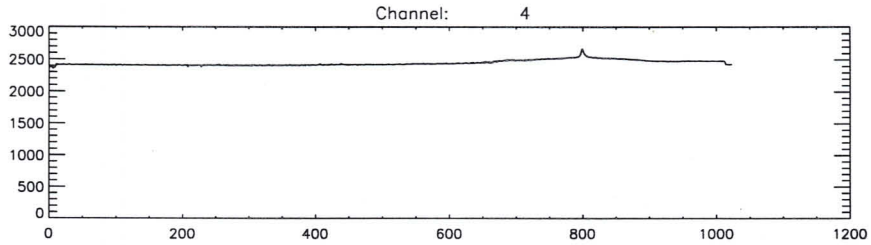
Channel: 4
3000
2500
2000
1500
1000
500
0
0
200
400
600
800
1000
1200

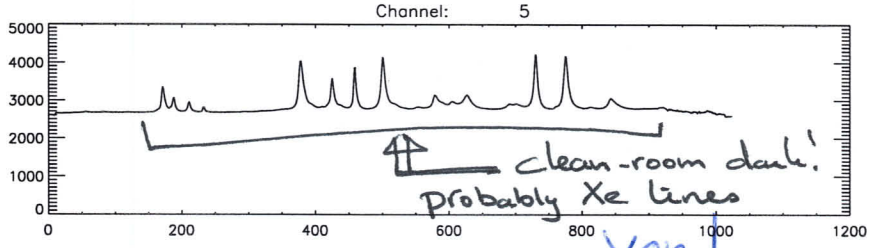
Channel: 5
5000
4000
3000
2000
1000
0
0
200
400
600
800
1000
1200
clean-room dark!
probably Xe lines
Yop!

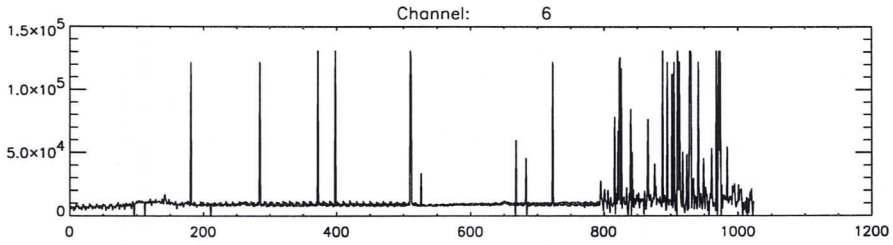
Channel: 6
1.5×10^5
1.0×10^5
5.0×10^4
0
0
200
400
600
800
1000
1200

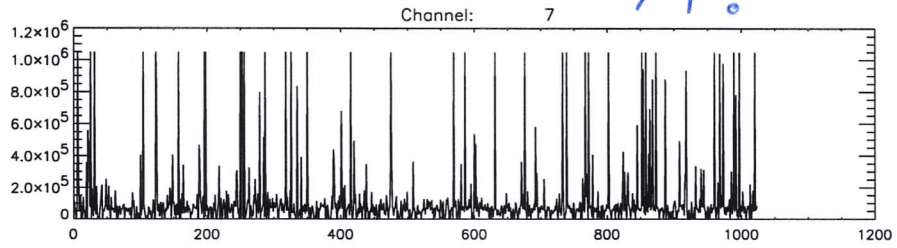
Channel: 7
1.2×10^6
1.0×10^6
8.0×10^5
6.0×10^5
4.0×10^5
2.0×10^5
0
0
200
400
600
800
1000
1200

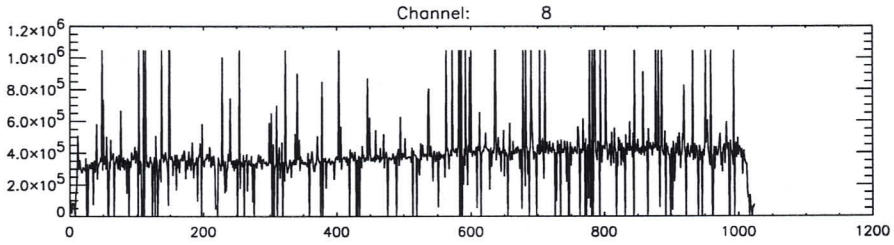
Channel: 8
1.2×10^6
1.0×10^6
8.0×10^5
6.0×10^5
4.0×10^5
2.0×10^5
0
0
200
400
600
800
1000
1200

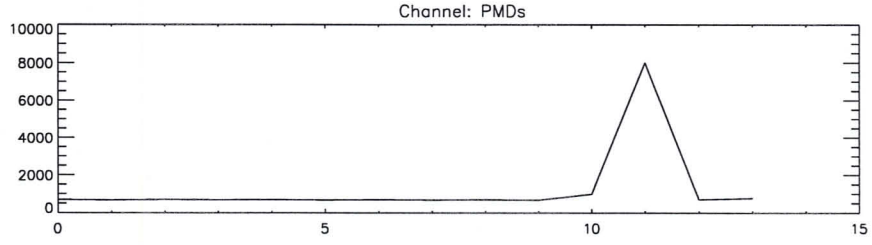
Channel: PMDs
10000
8000
6000
4000
2000
0
0
5
10
15

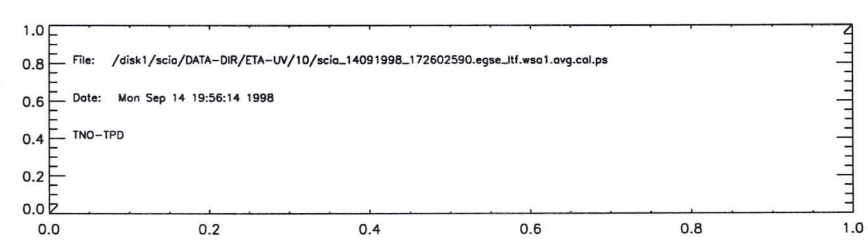
1.0
0.8
0.6
0.4
0.2
0.0
File: /disk1/scia/DATA-DIR/ETA-UV/10/scia_14091998_172602590.egse_ltf.wsa1.avg.cal.ps
Date: Mon Sep 14 19:56:14 1998
TNO-TPD
0.0
0.2
0.4
0.6
0.8
1.0

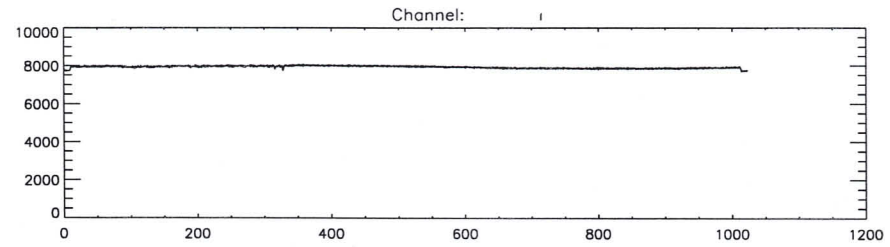
Channel:
10000
8000
6000
4000
2000
0
0
200
400
600
800
1000
1200

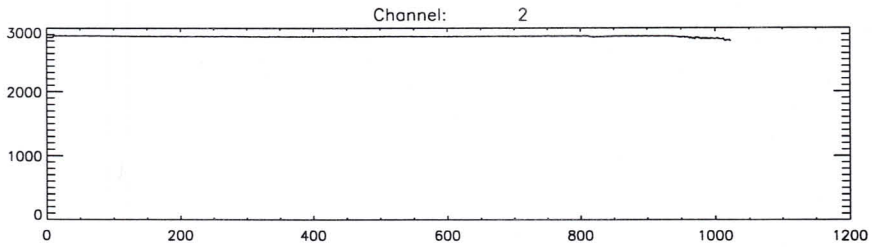
Channel: 2
3000
2000
1000
0
0
200
400
600
800
1000
1200

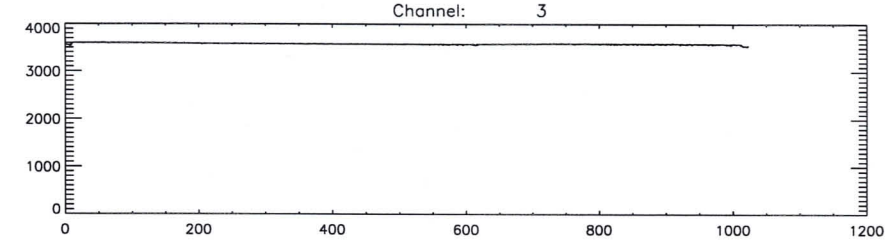
Channel: 3
4000
3000
2000
1000
0
0
200
400
600
800
1000
1200

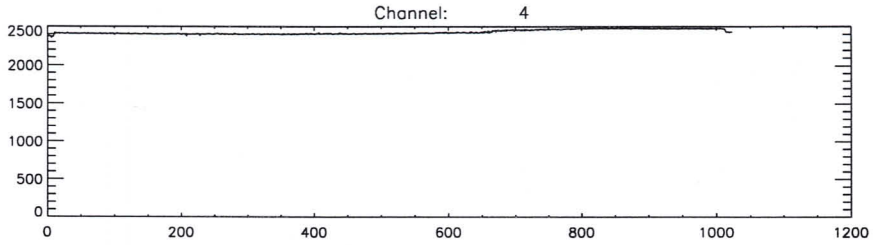
Channel: 4
2500
2000
1500
1000
500
0
0
200
400
600
800
1000
1200

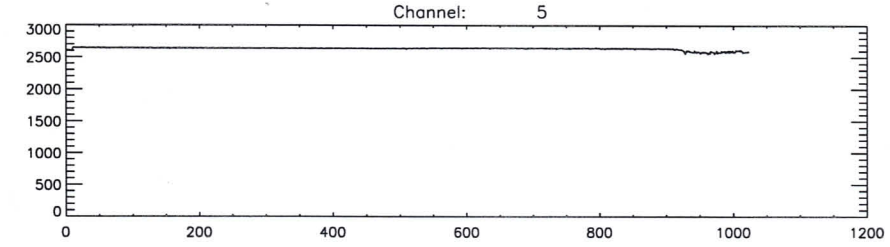
Channel: 5
3000
2500
2000
1500
1000
500
0
0
200
400
600
800
1000
1200

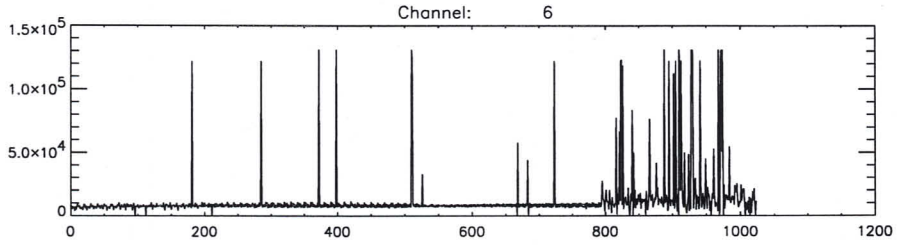
Channel: 6
1.5x10^5
1.0x10^5
5.0x10^4
0
0
200
400
600
800
1000
1200

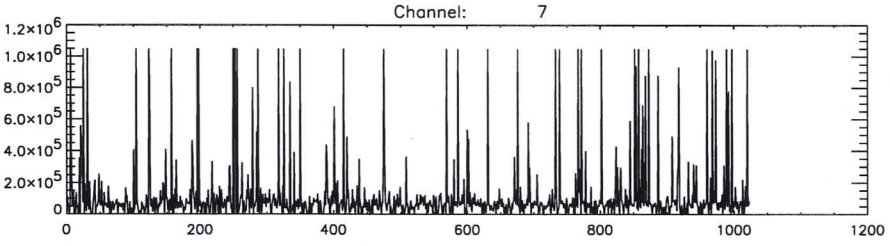
Channel: 7
1.2x10^6
1.0x10^6
8.0x10^5
6.0x10^5
4.0x10^5
2.0x10^5
0
0
200
400
600
800
1000
1200

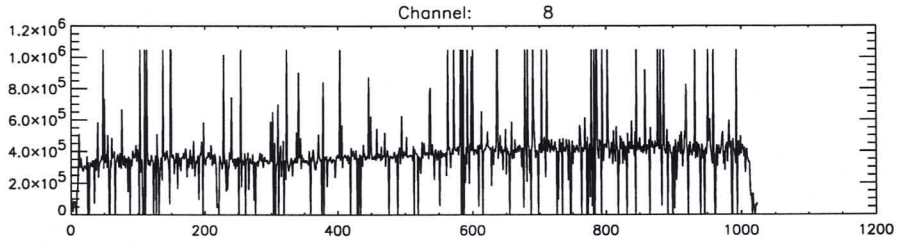
Channel: 8
1.2x10^6
1.0x10^6
8.0x10^5
6.0x10^5
4.0x10^5
2.0x10^5
0
0
200
400
600
800
1000
1200

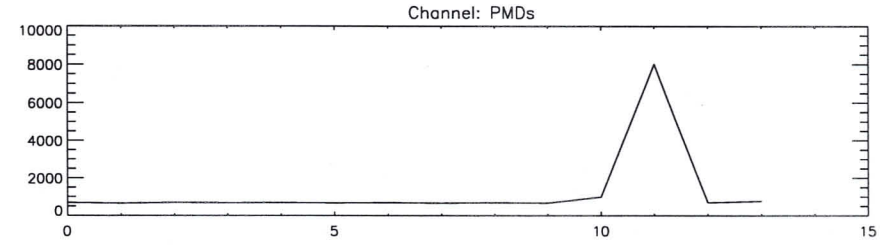
Channel: PMDs
10000
8000
6000
4000
2000
0
0
5
10
15

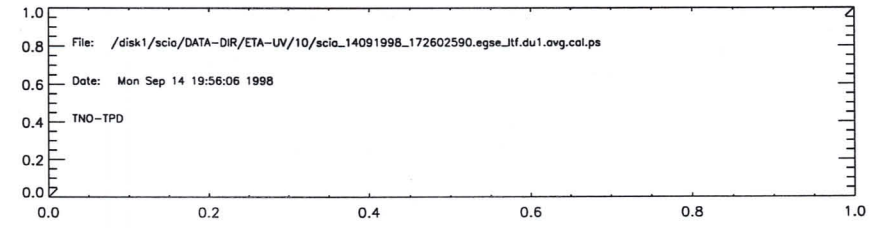
File: /disk1/scia/DATA-DIR/ETA-UV/10/scia_14091998_172602590.egse_ltf.du1.avg.cal.ps
Date: Mon Sep 14 19:56:06 1998
TNO-TPD
1.0
0.8
0.6
0.4
0.2
0.0
0.0
0.2
0.4
0.6
0.8
1.0

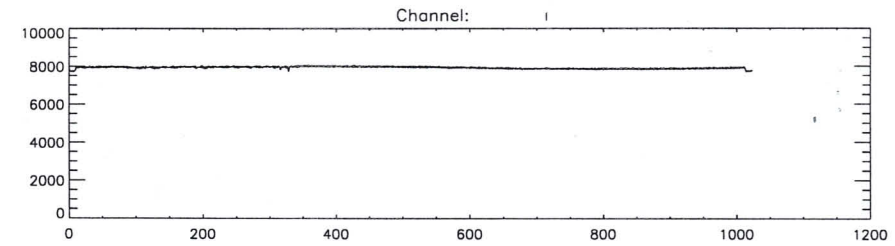
Channel:
10000
8000
6000
4000
2000
0
0
200
400
600
800
1000
1200

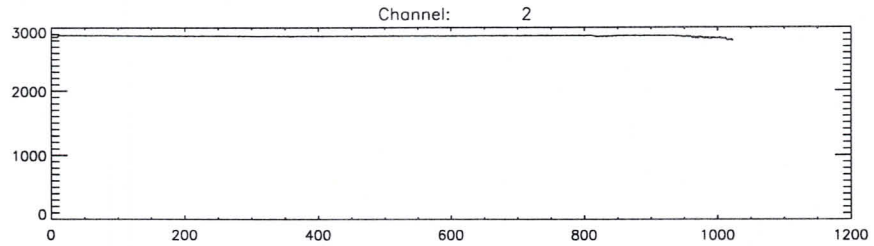
Channel: 2
3000
2000
1000
0
0
200
400
600
800
1000
1200

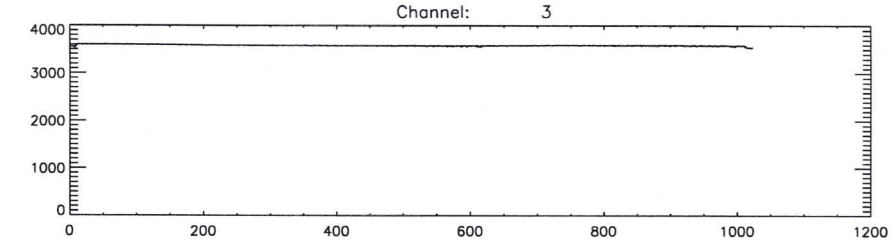
Channel: 3
4000
3000
2000
1000
0
0
200
400
600
800
1000
1200

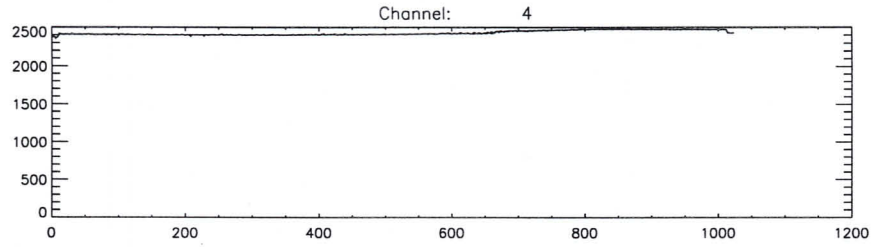
Channel: 4
2500
2000
1500
1000
500
0
0
200
400
600
800
1000
1200

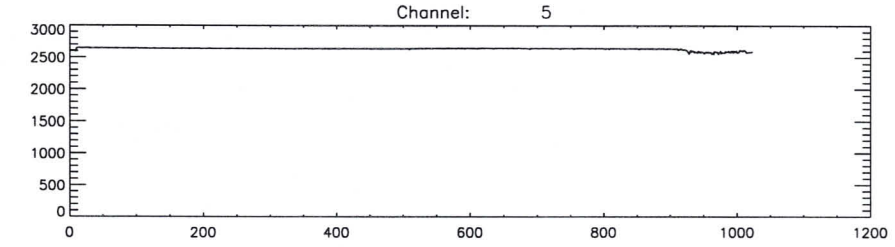
Channel: 5
3000
2500
2000
1500
1000
500
0
0
200
400
600
800
1000
1200

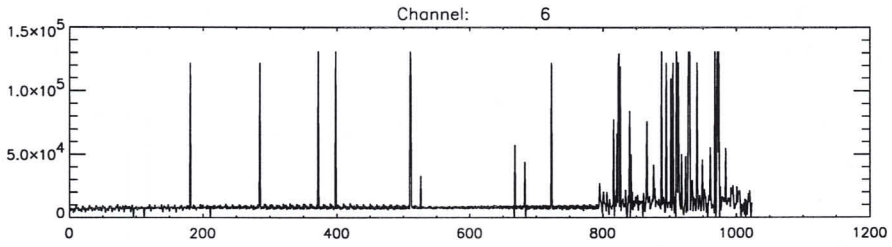
Channel: 6
1.5x10^5
1.0x10^5
5.0x10^4
0
0
200
400
600
800
1000
1200

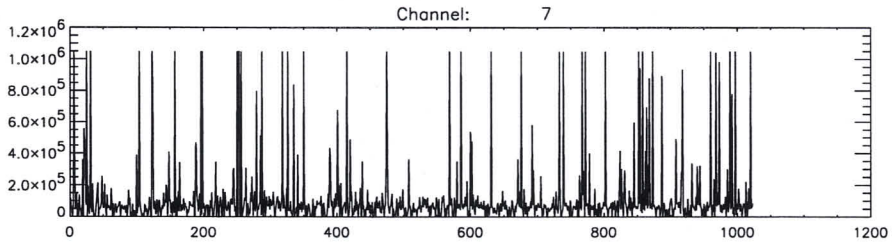
Channel: 7
1.2x10^6
1.0x10^6
8.0x10^5
6.0x10^5
4.0x10^5
2.0x10^5
0
0
200
400
600
800
1000
1200

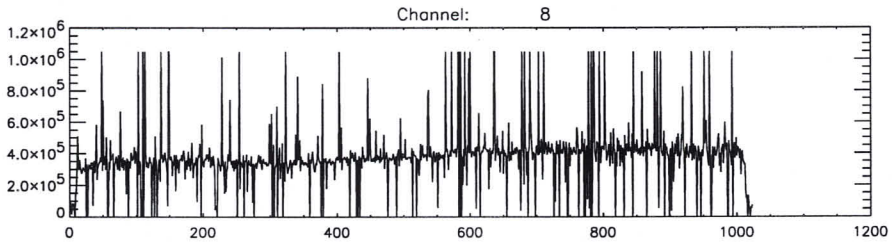
Channel: 8
1.2x10^6
1.0x10^6
8.0x10^5
6.0x10^5
4.0x10^5
2.0x10^5
0
0
200
400
600
800
1000
1200

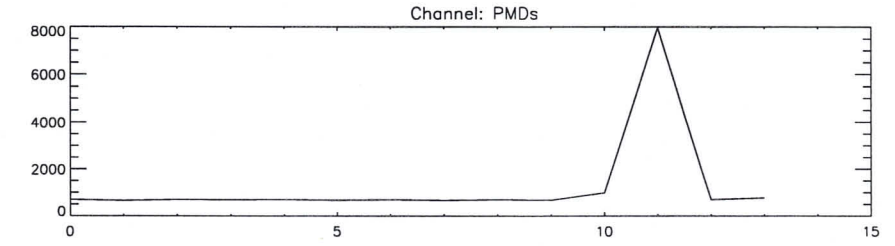
Channel: PMDs
8000
6000
4000
2000
0
0
5
10
15

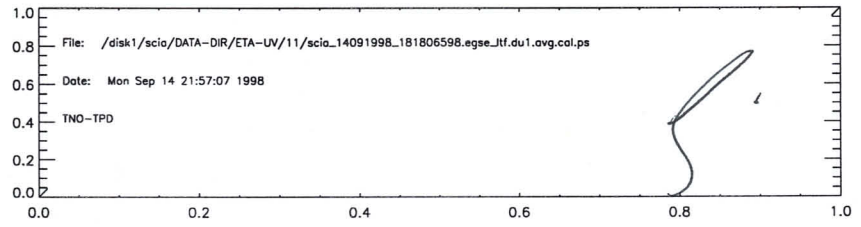
File: /disk1/scia/DATA-DIR/ETA-UV/11/scia_14091998_181806598.egse_ltf.du1.avg.cal.ps
Date: Mon Sep 14 21:57:07 1998
TNO-TPD
1.0
0.8
0.6
0.4
0.2
0.0
0.0
0.2
0.4
0.6
0.8
1.0

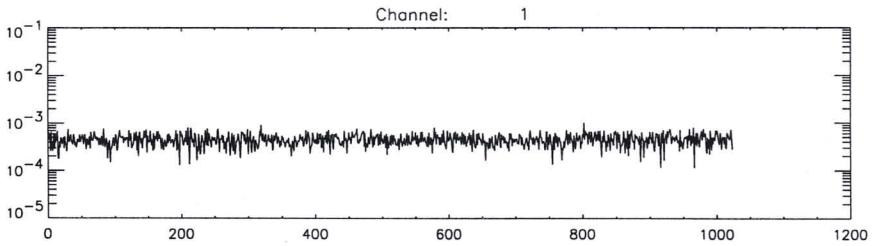
Channel: 1

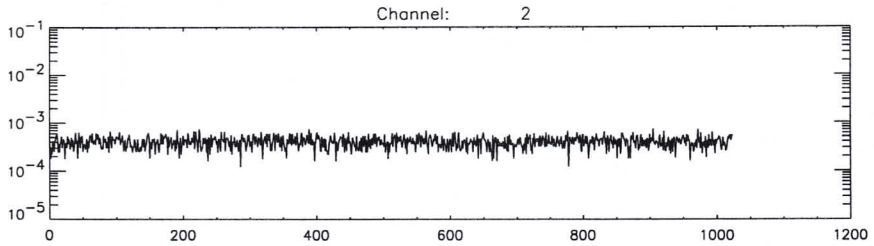
Channel: 2

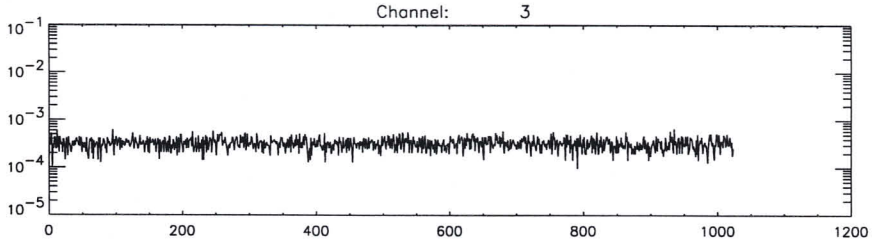
Channel: 3

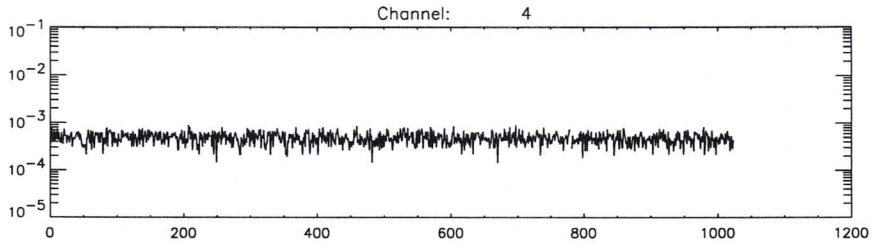
Channel: 4

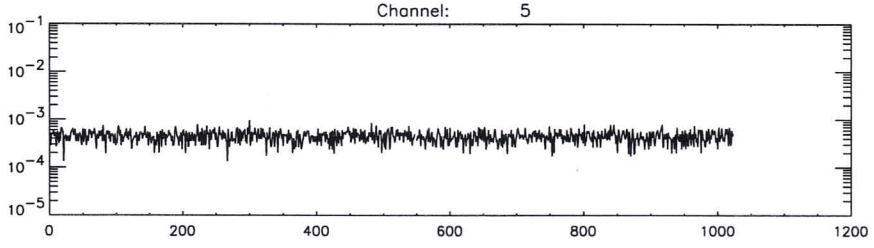
Channel: 5

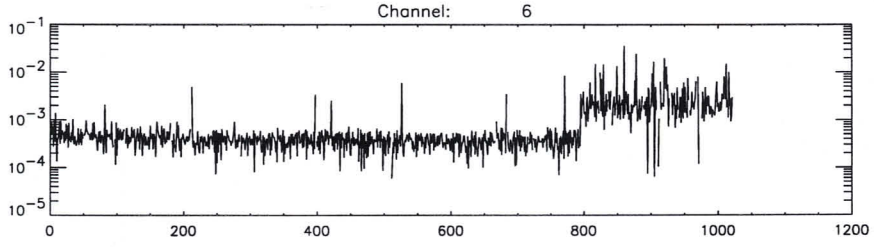
Channel: 6

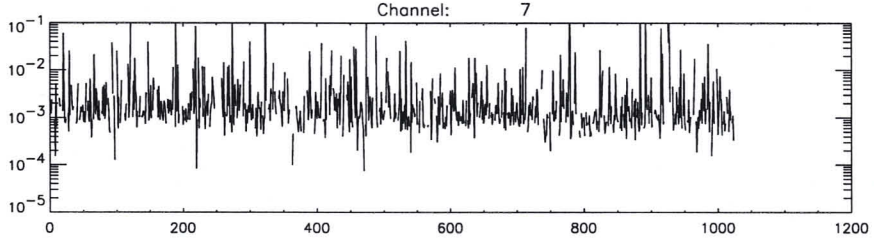
Channel: 7

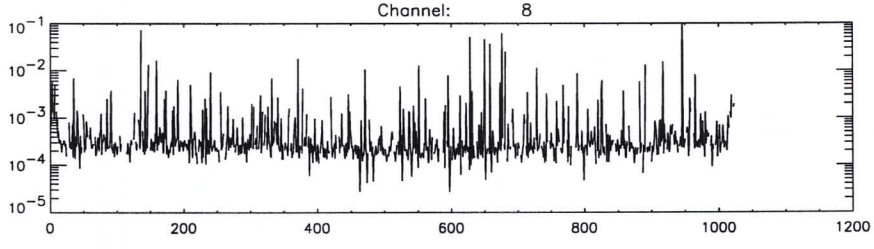
Channel: 8

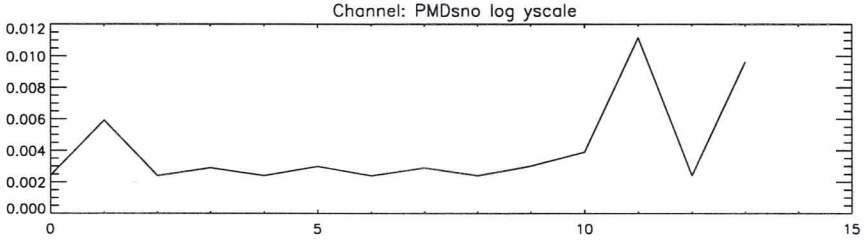
Channel: PMDsno log yscale

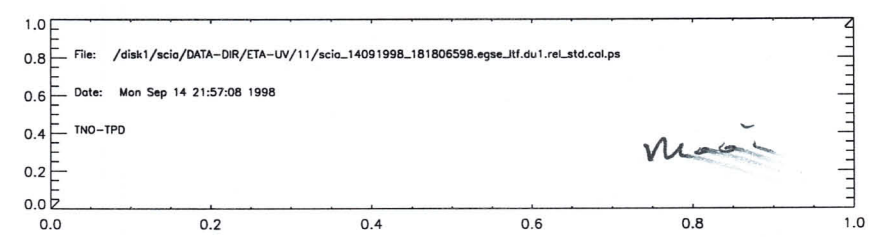
File: /disk1/scia/DATA-DIR/ETA-UV/11/scia_14091998_181806598.egse_Itf.du1.rel_std.col.ps
Date: Mon Sep 14 21:57:08 1998
TNO-TPD

#####
#####
#####
#####
#####
User: scia6!scia
#####
Title: scia_14091998_181806598.egse_ltf.du1.avg.cal.ps
#####
scia6
#####
Printed: Mon 22:20 Sep 14, 1998
#####
Job number: hp6mp-651
#####
#####
#####
#####
#####

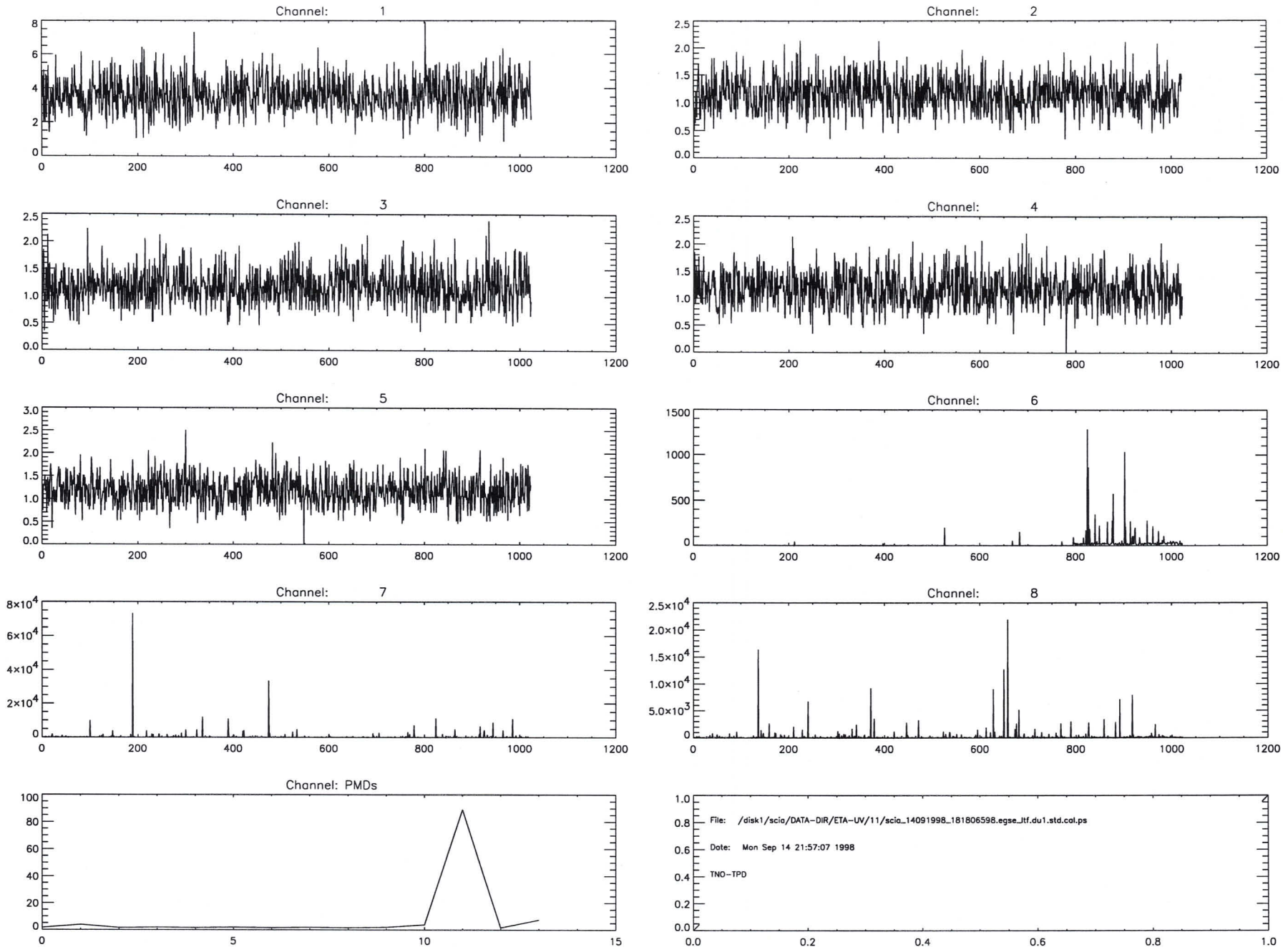
Channel: 1
Channel: 2
Channel: 3
Channel: 4
Channel: 5
Channel: 6
Channel: 7
Channel: 8
Channel: PMDs
File: /disk1/scia/DATA-DIR/ETA-UV/11/scia_14091998_181806598.egse_ltf.du1.std.cal.ps
Date: Mon Sep 14 21:57:07 1998
TNO-TPD

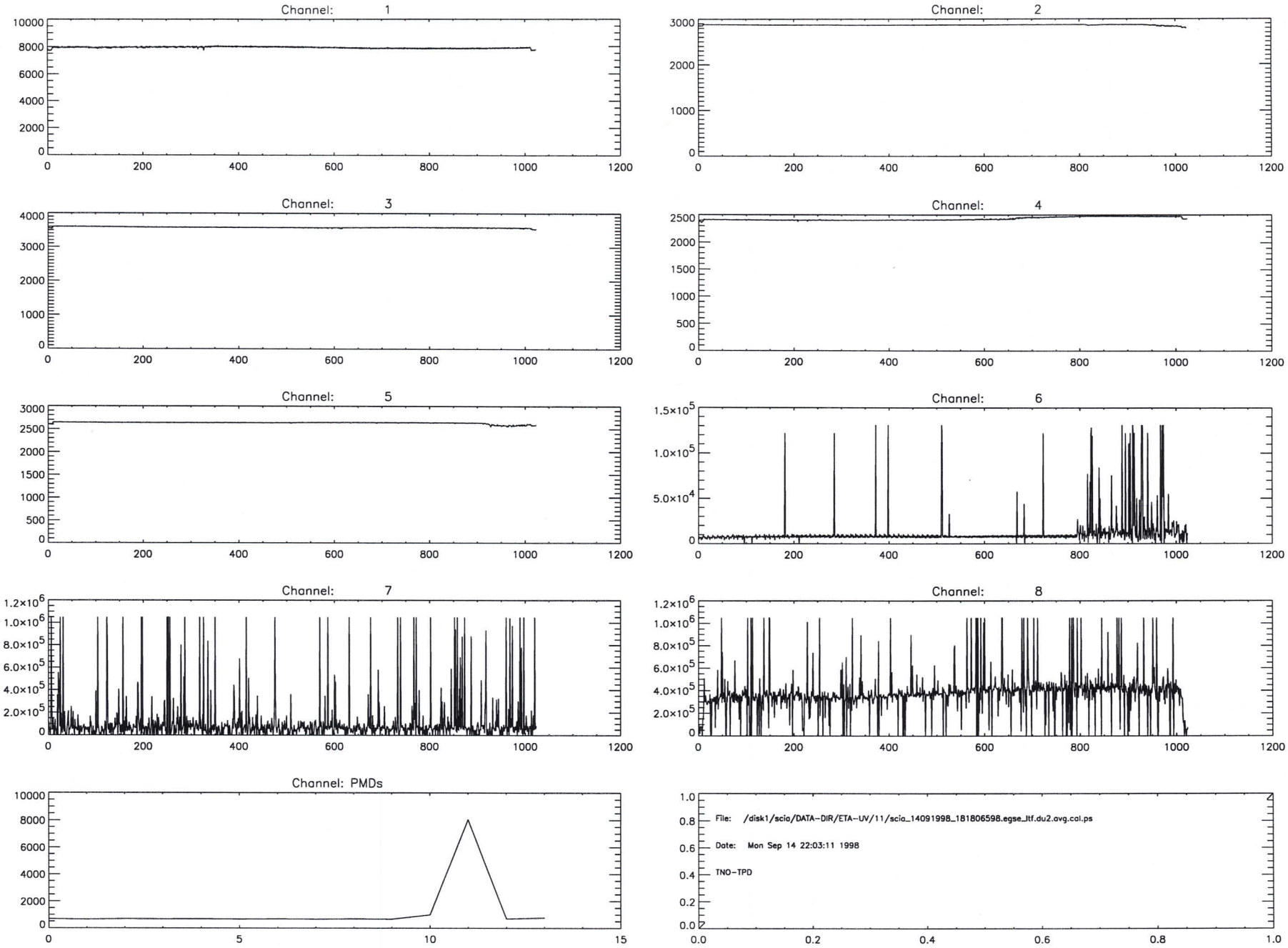
Channel: 1
Channel: 2
Channel: 3
Channel: 4
Channel: 5
Channel: 6
Channel: 7
Channel: 8
Channel: PMDs
File: /disk1/scia/DATA-DIR/ETA-UV/11/scia_14091998_181806598.egse_ltf.du2.avg.cal.ps
Date: Mon Sep 14 22:03:11 1998
TNO-TPD

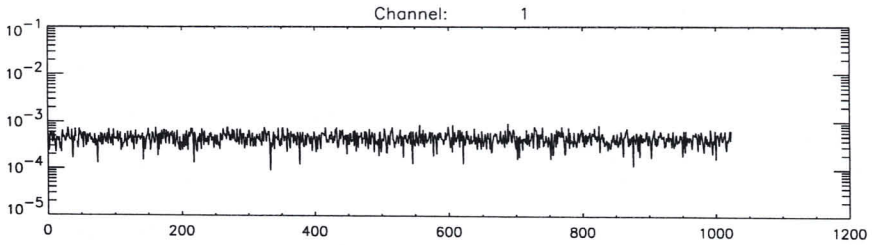
Channel: 1

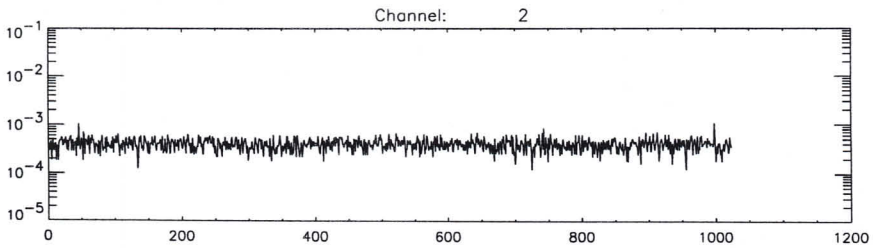
Channel: 2

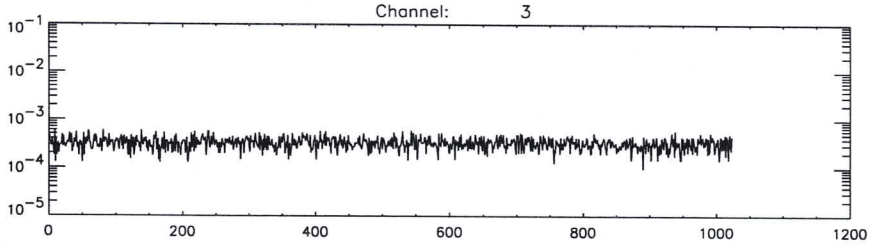
Channel: 3

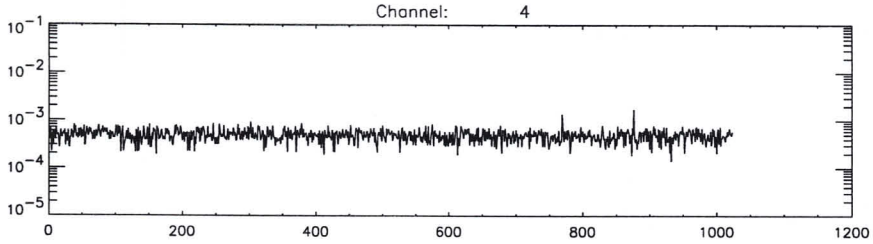
Channel: 4

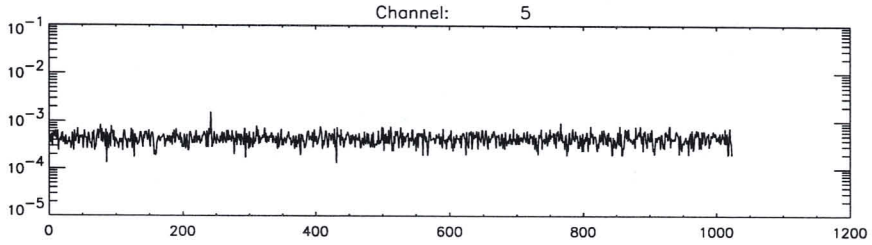
Channel: 5

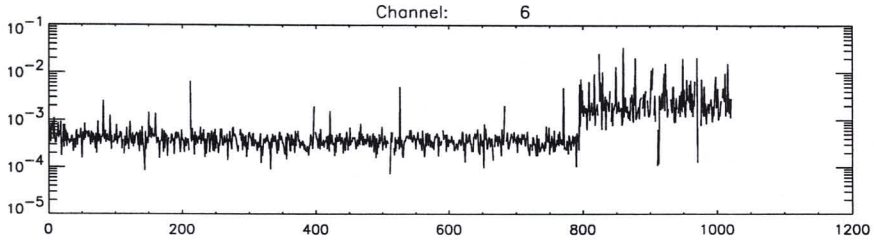
Channel: 6

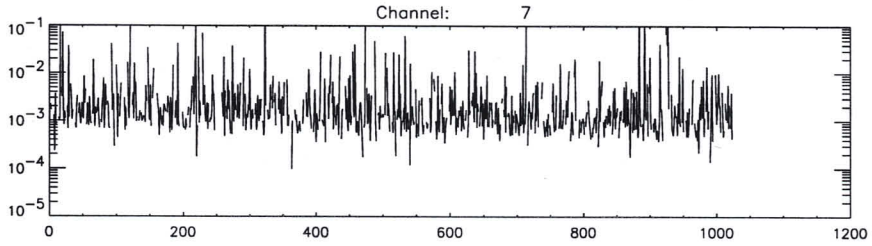
Channel: 7

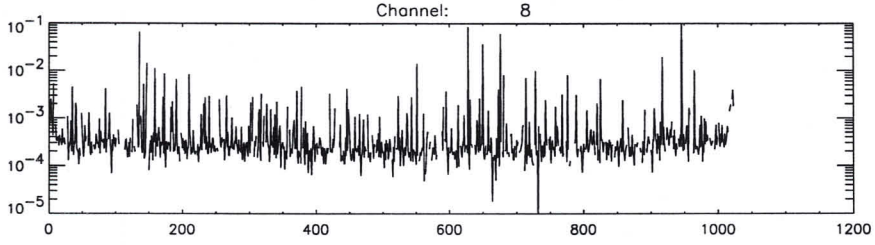
Channel: 8

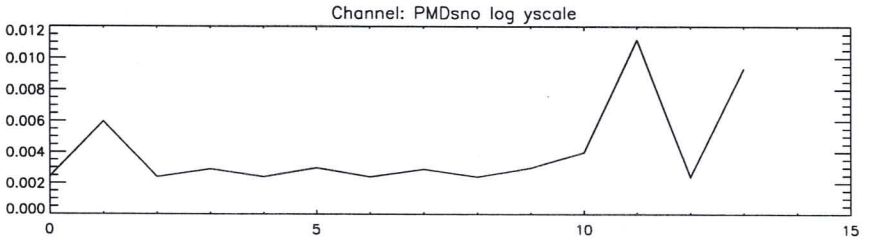
Channel: PMDsno log yscale

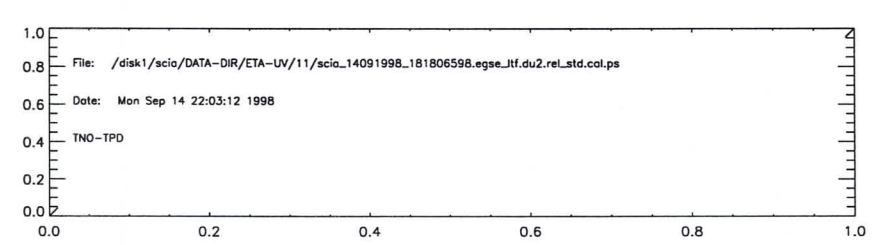
File: /disk1/scia/DATA-DIR/ETA-UV/11/scia_14091998_181806598.egse_ltf.du2.rel_std.col.ps
Date: Mon Sep 14 22:03:12 1998
TNO-TPD

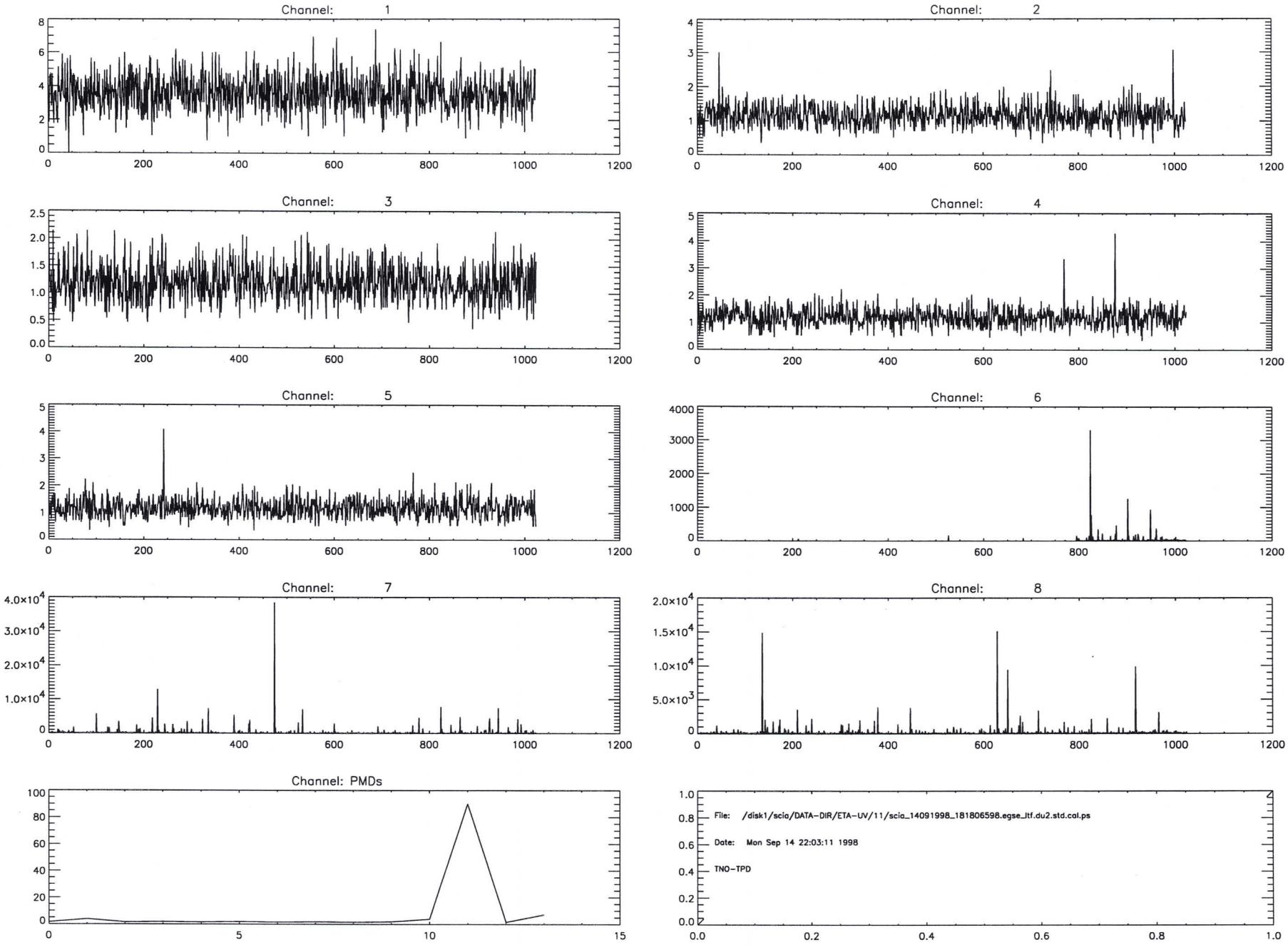
Channel: 1
Channel: 2
Channel: 3
Channel: 4
Channel: 5
Channel: 6
Channel: 7
Channel: 8
Channel: PMDs
File: /disk1/scia/DATA-DIR/ETA-UV/11/scia_14091998_181806598.egse_ltf.du2.std.cal.ps
Date: Mon Sep 14 22:03:11 1998
TNO-TPD

```
time       = Mon Sep 14 21:57:08 1998
batch      = du1
Start TOD = Mon 14-Sep-98 18:19:05
End   TOD = Mon 14-Sep-98 18:29:34
Processing= computation of average, standard dev. and rel.standard dev.
```

```
time       = Mon Sep 14 22:02:19 1998
batch      = du2
Start TOD = Mon 14-Sep-98 19:11:11
End   TOD = Mon 14-Sep-98 19:31:46
Processing= computation of average, standard dev. and rel.standard dev.
time       = Mon Sep 14 22:03:12 1998
batch      = du2
Start TOD = Mon 14-Sep-98 19:31:46
End   TOD = Mon 14-Sep-98 19:40:15
Processing= computation of average, standard dev. and rel.standard dev.
```

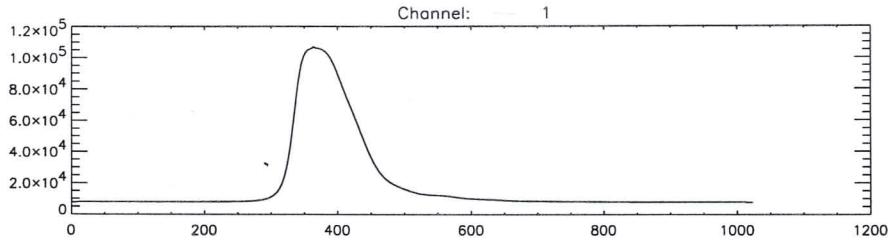
Channel: 1

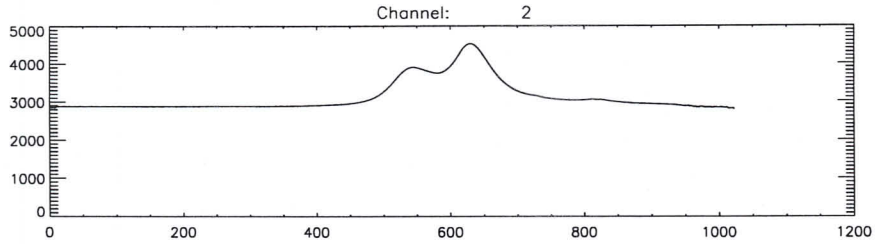
Channel: 2

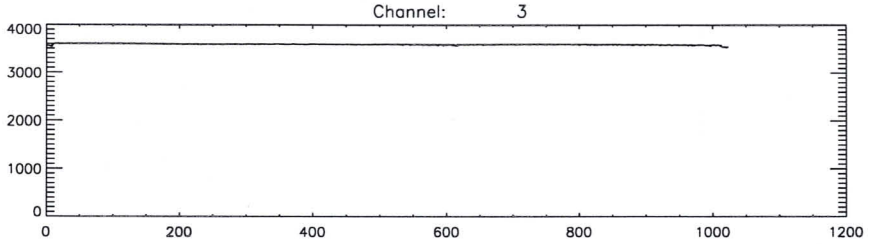
Channel: 3

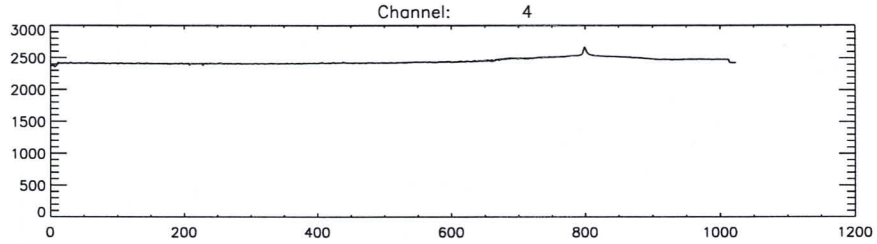
Channel: 4

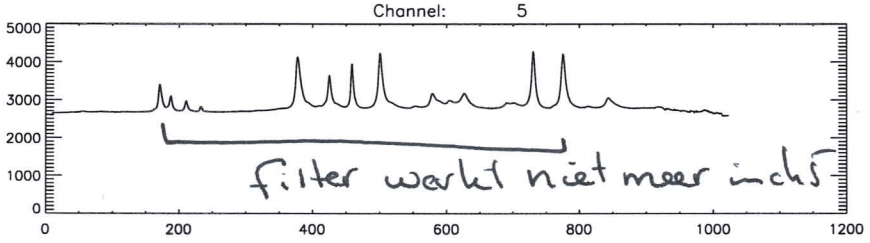
Channel: 5
filter werkt niet meer in ch5

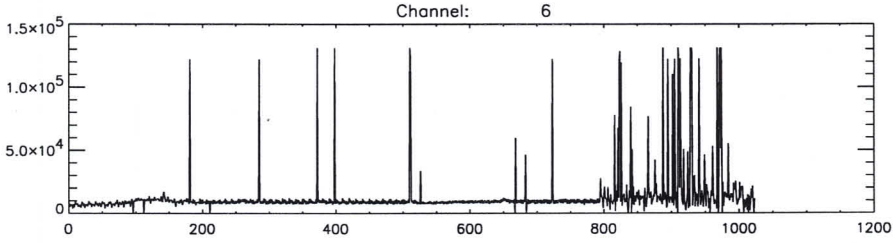
Channel: 6

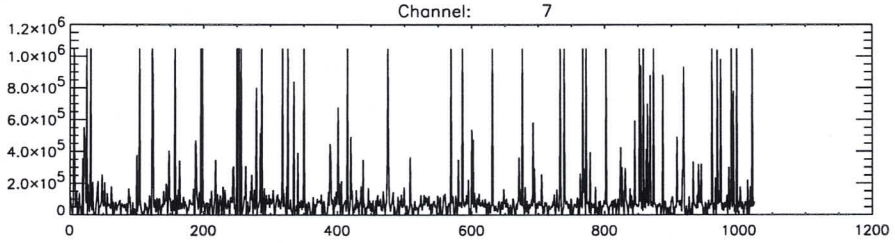
Channel: 7

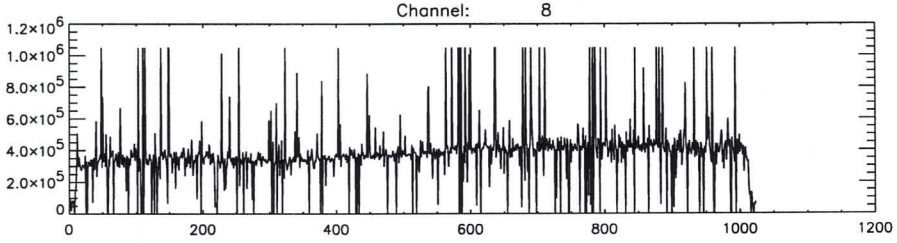
Channel: 8

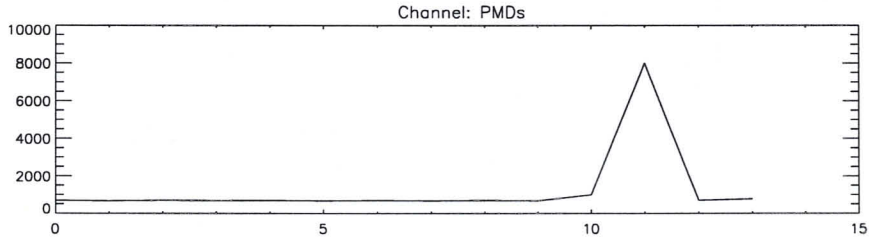
Channel: PMDs

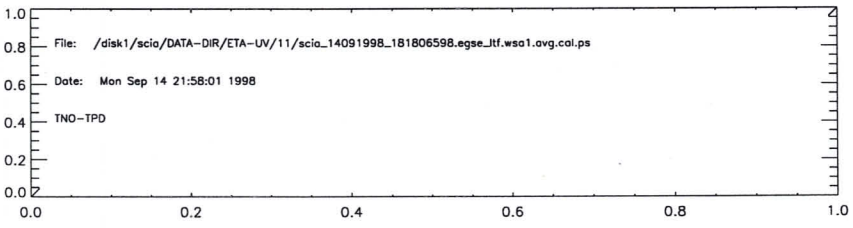
File: /disk1/scia/DATA-DIR/ETA-UV/11/scia_14091998_181806598.egse_ltf.wsa1.avg.cal.ps
Date: Mon Sep 14 21:58:01 1998
TNO-TPD

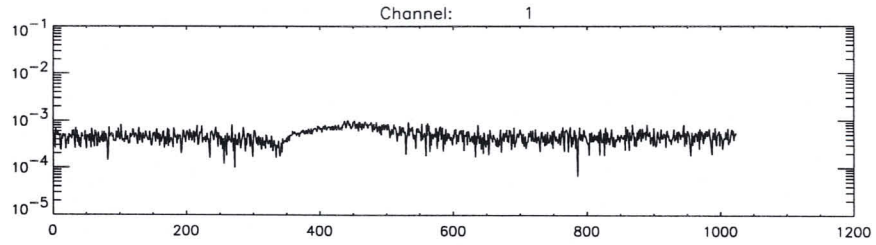
Channel: 1

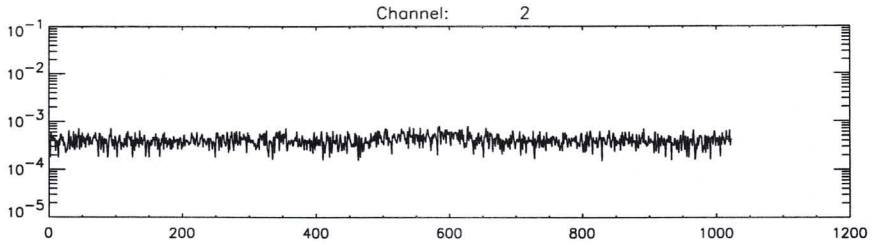
Channel: 2

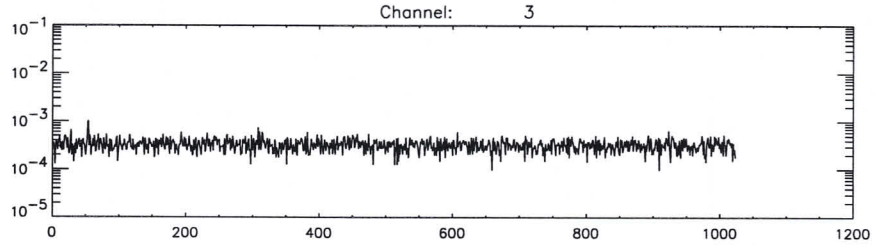
Channel: 3

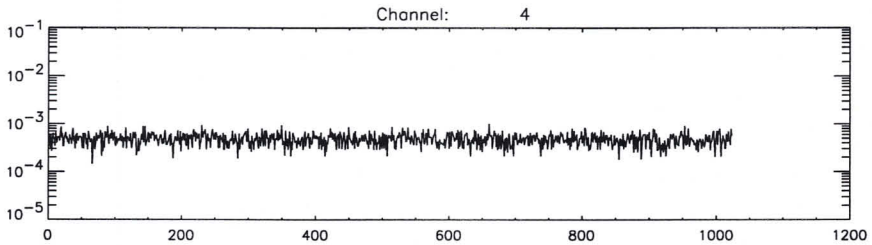
Channel: 4

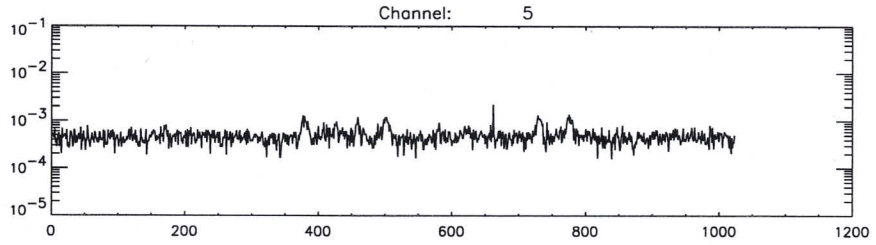
Channel: 5

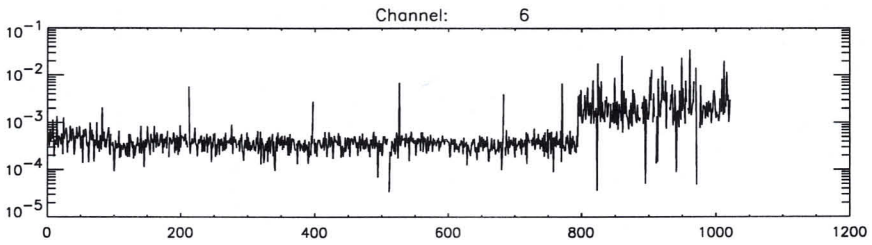
Channel: 6

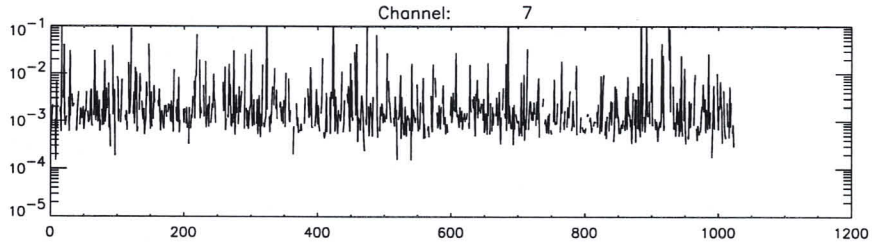
Channel: 7

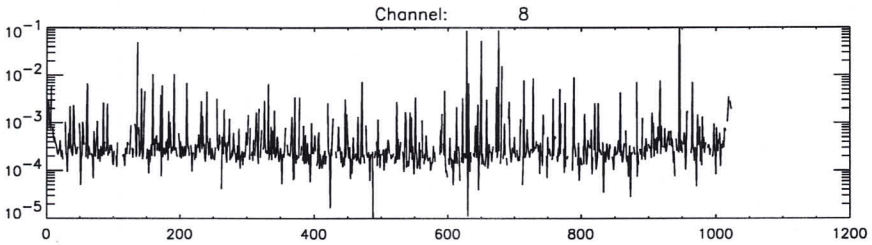
Channel: 8

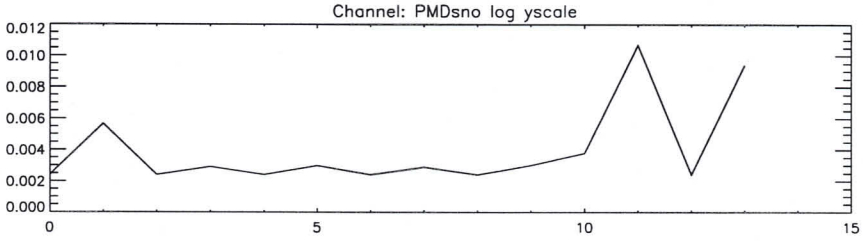
Channel: PMDsno log yscale

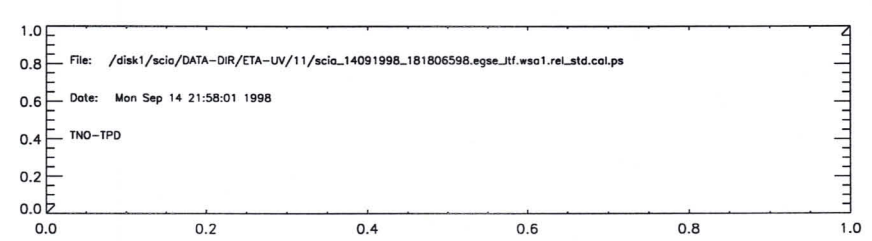
File: /disk1/scia/DATA-DIR/ETA-UV/11/scia_14091998_181806598.egse_ltf.wsa1.rel_std.cal.ps
Date: Mon Sep 14 21:58:01 1998
TNO-TPD

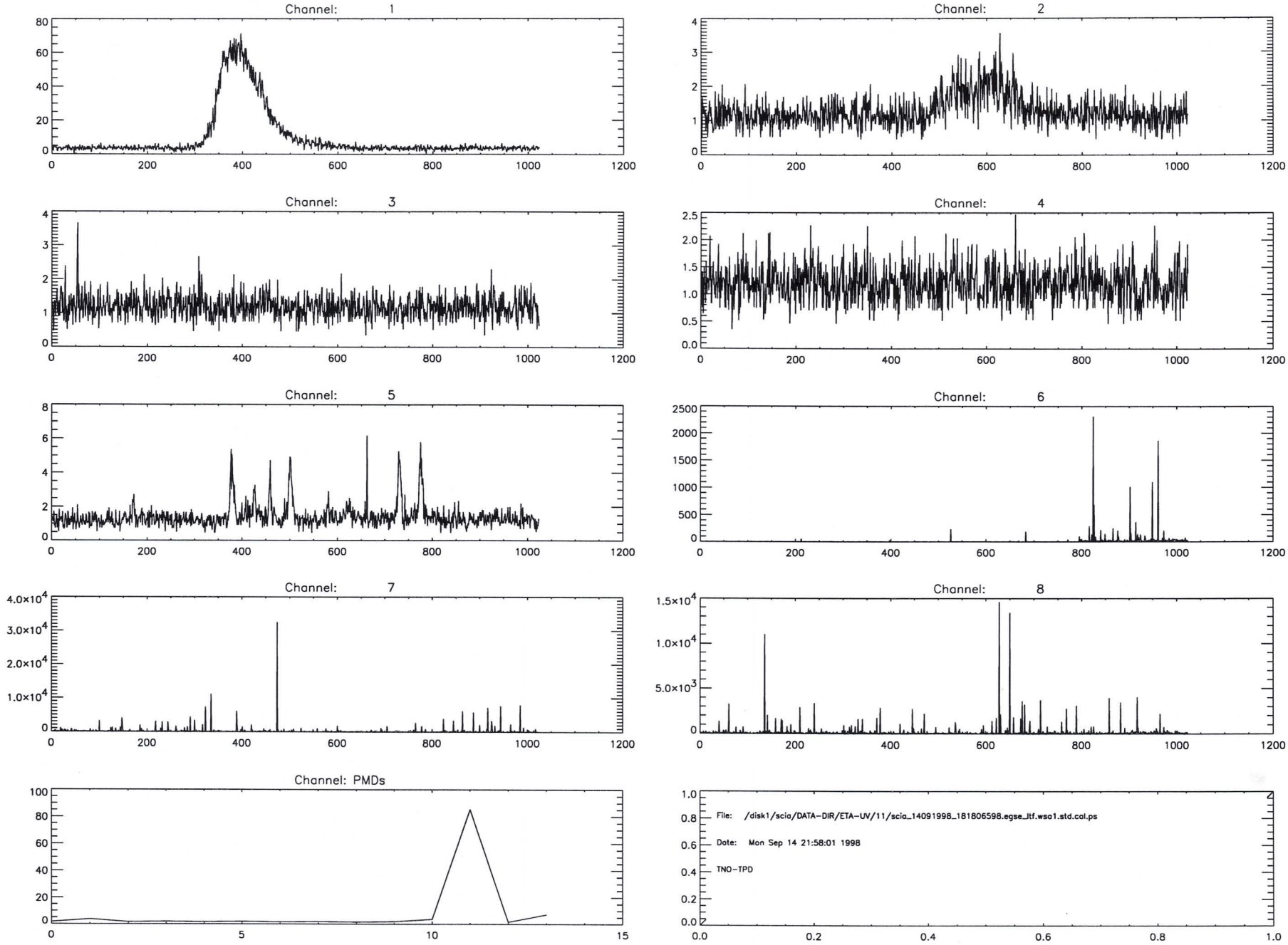
Channel: 1
Channel: 2
Channel: 3
Channel: 4
Channel: 5
Channel: 6
Channel: 7
Channel: 8
Channel: PMDs
File: /disk1/scia/DATA-DIR/ETA-UV/11/scia_14091998_181806598.egse_ltf.wsa1.std.cal.ps
Date: Mon Sep 14 21:58:01 1998
TNO-TPD