Formal Run of Measurement

(Measurement ID) ETA_uv_vis_ LimB

Request for Actual Status	X	(cross out entries that are **not** requested.)
Request for Modification	X	(fill in only entries to be modified)
Request for Run	X	(no entries = run based on actual default settings)

Scanner Positions

Test run § 20.4

Azimuth	-45.000	deg
Elevation	-12.700	deg

Filter at target plane

Timeline for each Data Acquisition Period during Measurement

	1	2	3	4	5	6	7	8	9	10
State ID	9									
Repetitions	1									

State Parameters for States used in Timeline (State ID must be given)

$WL_{filter} \approx 260$ nm

Channel	PET [s] or H#	Co-Adding	PET [s] or H#	Co-Adding	PET [s] or H#	Co-Adding	PET [s] or H#	Co-Adding
1a	16	4						
1b	16	4						
2b	64	1						
2a	64	1						
3	64	1						
4	64	1						
5	64	1						
6	16	9						
7	2	32						
8	2	32						
State ID								

Stimuli Settings for Existing Blocks in Measurement

Block No	Stimuli Setup ID	PPC [deg]	Polarizer [deg]	Shutter open/close	Acquisition Time [s]	Lambda [nm] Start	Stop	Step	Repetition Factor	Message	OS Setup Time [s]
1	2	14	172.2	close	1	240	240	0	1	OU1	12
2.1	2	14	172.2	open	1					WSa#	20
2.2	2	14	172.2	open	1					WSa#	20
3.1	2	14	86.0	open	1					WPa#	20
3.2	2	14	86.0	open	1					WPa#	20
4.1	2	14	86.0	close	1					du2	20
4.2	2	14	86.0	close	1					du2	20
5	2	14	86.0	close	1	240	240	0	1	du2	8

Measurement Data Description

Test Purpose	UIO 53 adapt
Remark	Test run
Data Directory	0257_23.25.21_ETA_

UV_VIS_LimB

Signatures

	Date	Signature
Issued	14/9/98	
< Performed	14/9/98	

	LOG SHEET SCHIAMACHY CALIBRATION	
Date/Time	**Description of action**	**Measurement directory**
	Bij deze Straylight metingen wordt een gemodificeerde WLS opstelling gebruikt. Gebruik hier dus de PPC settings van de White Light Source opstelling. Uit grafiek 1 blijkt dat 14° een logischer keus is Van daar dat deze Limb straylight metingen. het best gedaan kunnen worden met PPH = 14°	

LOG SHEET SCHIAMACHY CALIBRATION

Date/Time	Description of action	Measurement directory
14/9/98	Stray light meting is gedaan by 260 nm door Team 3. Echter positie v/h ~~targe~~ filter zou problemen kunnen opleveren omdat ~~de~~ het filter zo'n kleine apertuur heeft dat de diffuser niet volledig belicht wordt. Dit probleem treedt niet op (waarschijnlijk) wanneer het filter voor target ~~was~~ geplaatst wordt. Boven dien is de opstelling dan beter lichtdicht te maken. 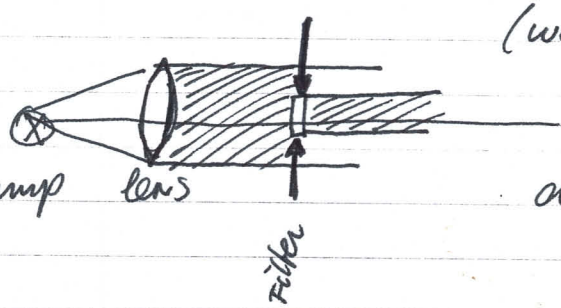 Er wordt dus een alternatieve run gedaan met het filter op de positie v/h target. Waarom is er voor PPC setting 4° gekozen. Is dit omdat voor de Stray-UV-VIS meting Nadir 0° gekozen stond. Door de offset van + 4° van Nadir naar limb kom je dan op 4°. Echter: de Stray-UV-VIS metingen zijn tot dus ver gedaan met de monochromator ~~waar~~ opstelling. In deze opstelling heeft de PPC geen enkel effect door de sterk gepolariseerde mono output.	

graph (1)

PPM settings

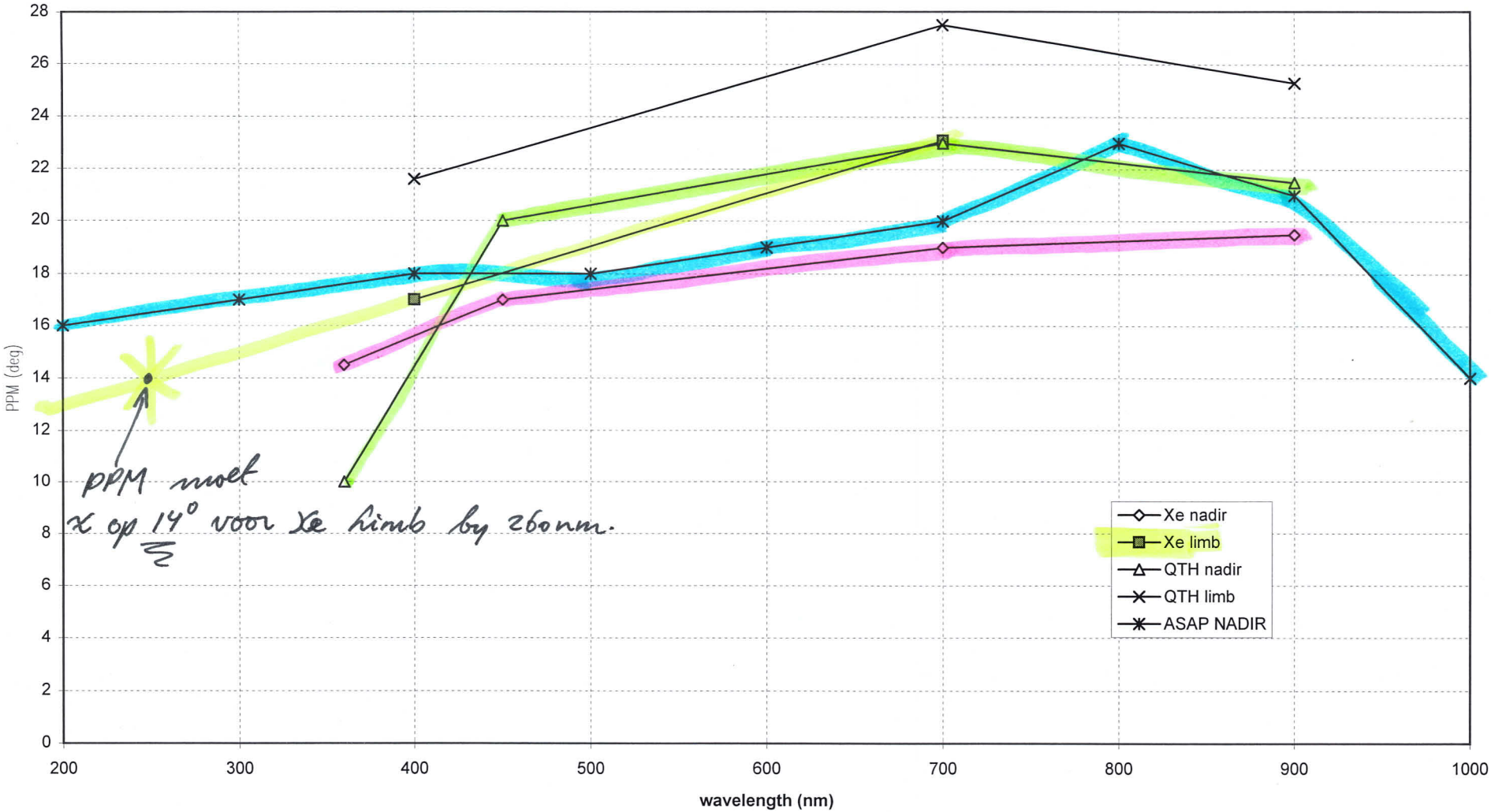

LOG SHEET SCHIAMACHY CALIBRATION		
Date/Time	**Description of action**	**Measurement directory**
14/9/98	Verwerking extra strooilicht meting met 260 nm bandpass filter op target positie. file: 0257_23.25.21_ETA_UV_VIS_LimB Laatste directory is /DATA-DIR/ETA-UV/11 directory 12 aangemaakt en de file ge_cal_rawzlf_ed. Daarna run aerscia *.ps files geprint *.log file geprint Alle data in subdirectory 12	
	In the light-data Ch5. Xe lines can be seen. They are due to the NON-perfect extinction of the Narrow Bandpass filters used. The signals are only a few hundred b.u., but still clearly visible. Typically extinction of these narrow band pass filters $\simeq 10^{-4}$ Signal in Channel 2 is also pure filter leakage.	

	LOG SHEET SCHIAMACHY CALIBRATION	
Date/Time	**Description of action**	**Measurement directory**
	We gebruiken voor de overige 2 bandpass metingen de laatste set up: Filter bevestigen op Target. De stimuli opstelling is dan het best licht dicht te maken het is minder werk om in te stellen en bovendien wordt de volledige apertuur van de diffusers benut → betere homogeniteit.	

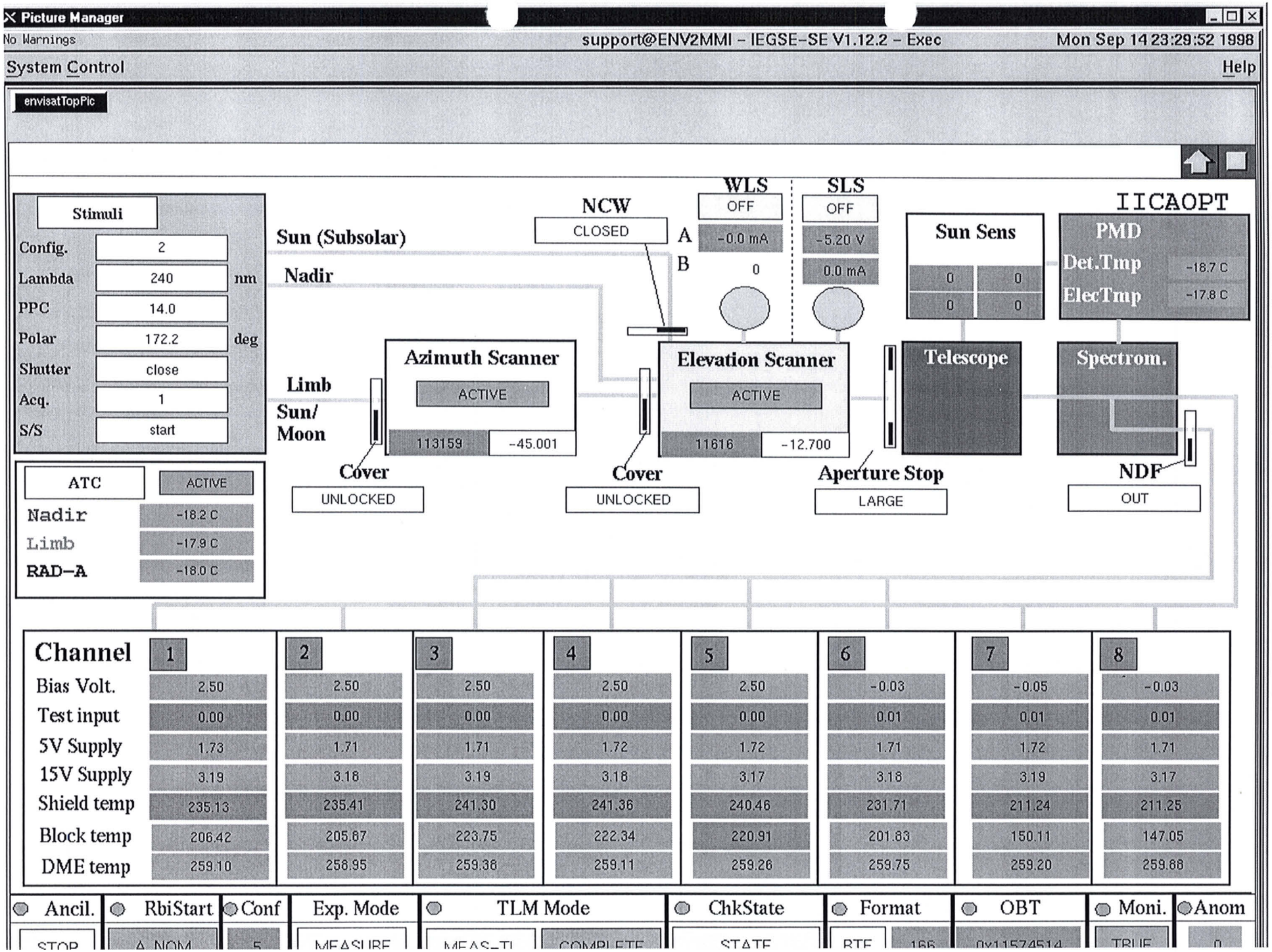
Picture Manager
No Warnings
support@ENV2MMI - IEGSE-SE V1.12.2 - Exec
Mon Sep 14 23:29:52 1998
System Control
Help
envisatTopPic
Stimuli
Config. 2
Lambda 240 nm
PPC 14.0
Polar 172.2 deg
Shutter close
Acq. 1
S/S start
ATC ACTIVE
Nadir -18.2 C
Limb -17.9 C
RAD-A -18.0 C
Sun (Subsolar)
Nadir
Limb
Sun/
Moon
NCW
CLOSED
WLS
OFF
A -0.0 mA
B 0
SLS
OFF
-5.20 V
0.0 mA
Sun Sens
0 0
0 0
IICAOPT
PMD
Det.Tmp -18.7 C
ElecTmp -17.8 C
Azimuth Scanner
ACTIVE
113159 -45.001
Elevation Scanner
ACTIVE
11616 -12.700
Telescope
Spectrom.
Cover
UNLOCKED
Cover
UNLOCKED
Aperture Stop
LARGE
NDF
OUT
Channel 1 2 3 4 5 6 7 8
Bias Volt. 2.50 2.50 2.50 2.50 2.50 -0.03 -0.05 -0.03
Test input 0.00 0.00 0.00 0.00 0.00 0.01 0.01 0.01
5V Supply 1.73 1.71 1.71 1.72 1.72 1.71 1.72 1.71
15V Supply 3.19 3.18 3.19 3.18 3.17 3.18 3.19 3.17
Shield temp 235.13 235.41 241.30 241.36 240.46 231.71 211.24 211.25
Block temp 206.42 205.87 223.75 222.34 220.91 201.83 150.11 147.05
DME temp 259.10 258.95 259.36 259.11 259.26 259.75 259.20 259.68
Ancil.
RbiStart
Conf
Exp. Mode
TLM Mode
ChkState
Format
OBT
Moni.
Anom
STOP
A_NOM
5
MEASURE
MEAS_TL
COMPLETE
STATE
RTE
166
0X11574514
TRUE
0

#####
#####
#####
#####
#####
User: scia6!scia
#####
Title: scia_14091998_232830209.egse_ltf.du1.avg.cal.ps
#####
scia6
#####
Printed: Tue 01:58 Sep 15, 1998
#####
Job number: hp6mp-654
#####
#####
#####
#####
#####

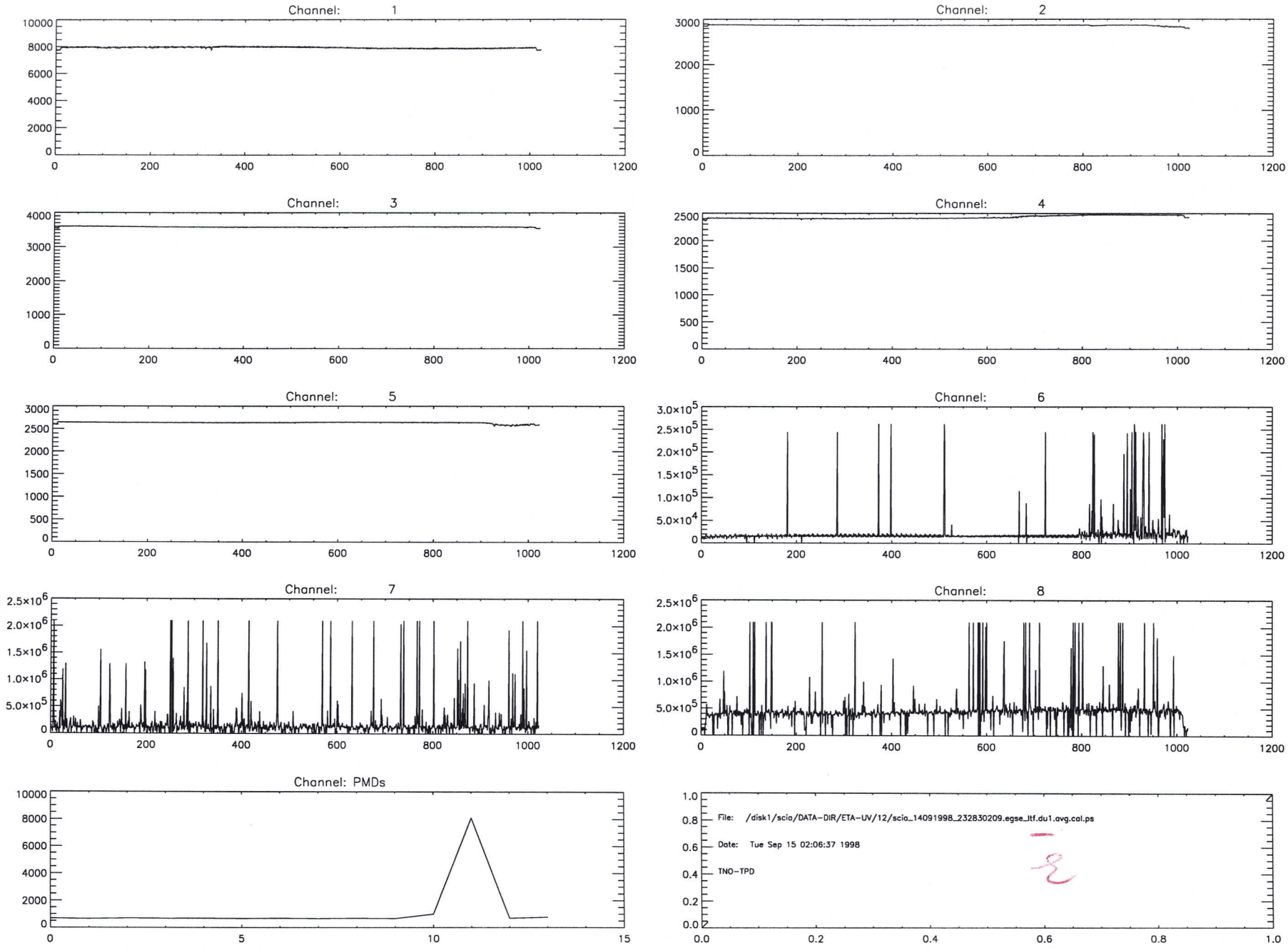
Channel: 1
Channel: 2
Channel: 3
Channel: 4
Channel: 5
Channel: 6
Channel: 7
Channel: 8
Channel: PMDs
File: /disk1/scia/DATA-DIR/ETA-UV/12/scia_14091998_232830209.egse_ltf.du1.avg.cal.ps
Date: Tue Sep 15 02:06:37 1998
TNO-TPD

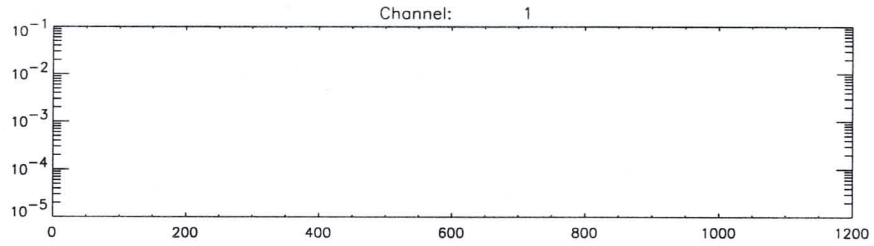
Channel: 1
10^{-1}
10^{-2}
10^{-3}
10^{-4}
10^{-5}
0
200
400
600
800
1000
1200

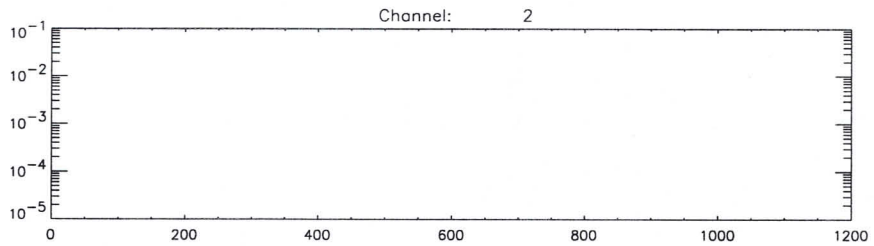
Channel: 2
10^{-1}
10^{-2}
10^{-3}
10^{-4}
10^{-5}
0
200
400
600
800
1000
1200

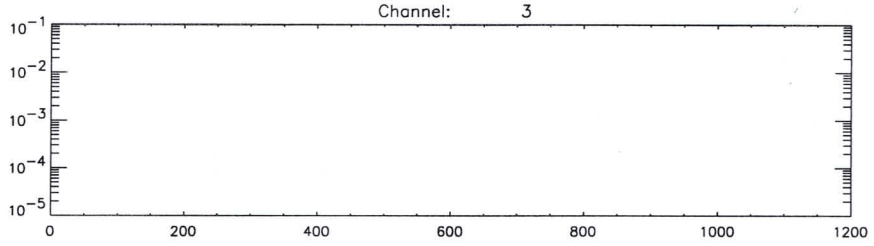
Channel: 3
10^{-1}
10^{-2}
10^{-3}
10^{-4}
10^{-5}
0
200
400
600
800
1000
1200

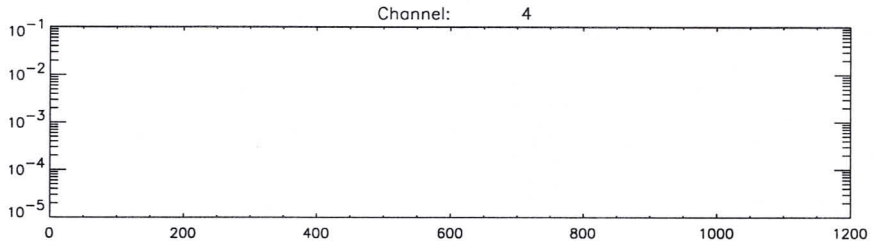
Channel: 4
10^{-1}
10^{-2}
10^{-3}
10^{-4}
10^{-5}
0
200
400
600
800
1000
1200

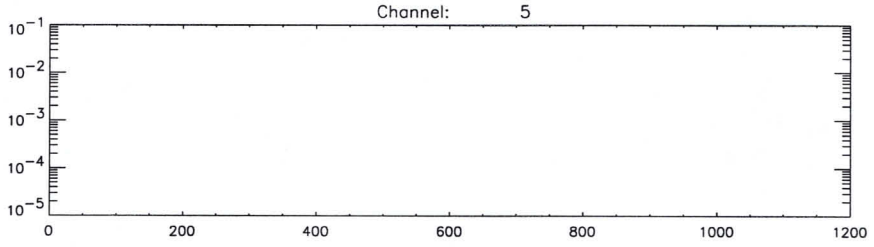
Channel: 5
10^{-1}
10^{-2}
10^{-3}
10^{-4}
10^{-5}
0
200
400
600
800
1000
1200

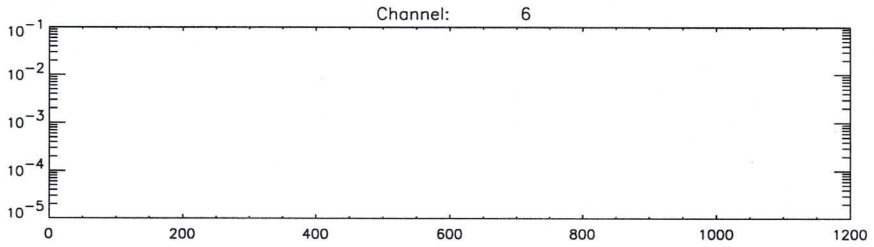
Channel: 6
10^{-1}
10^{-2}
10^{-3}
10^{-4}
10^{-5}
0
200
400
600
800
1000
1200

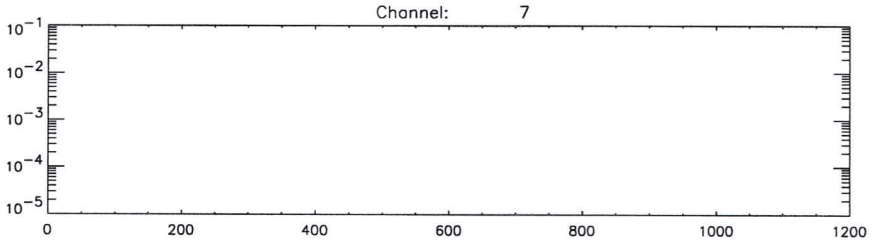
Channel: 7
10^{-1}
10^{-2}
10^{-3}
10^{-4}
10^{-5}
0
200
400
600
800
1000
1200

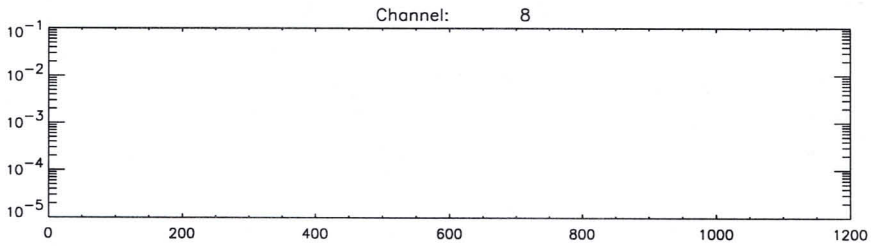
Channel: 8
10^{-1}
10^{-2}
10^{-3}
10^{-4}
10^{-5}
0
200
400
600
800
1000
1200

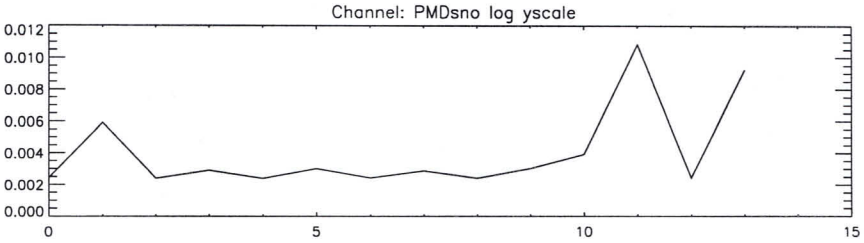
Channel: PMDsno log yscale
0.012
0.010
0.008
0.006
0.004
0.002
0.000
0
5
10
15

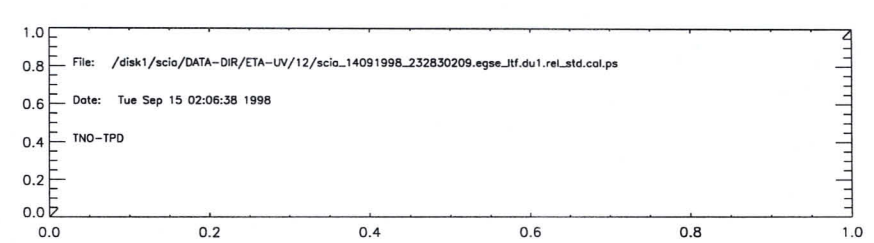
File: /disk1/scia/DATA-DIR/ETA-UV/12/scia_14091998_232830209.egse_ltf.du1.rel_std.cal.ps
Date: Tue Sep 15 02:06:38 1998
TNO-TPD
1.0
0.8
0.6
0.4
0.2
0.0
0.0
0.2
0.4
0.6
0.8
1.0

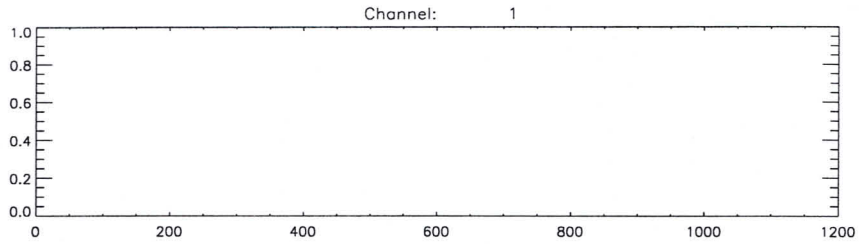
Channel: 1
1.0
0.8
0.6
0.4
0.2
0.0
0
200
400
600
800
1000
1200

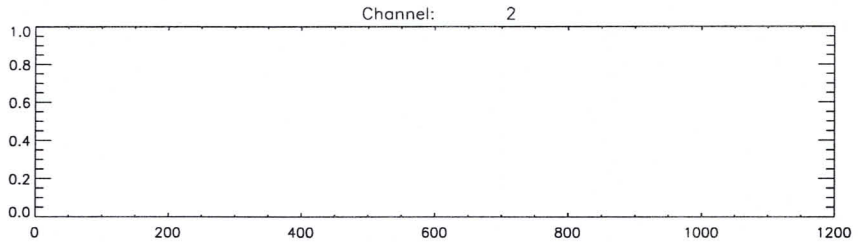
Channel: 2
1.0
0.8
0.6
0.4
0.2
0.0
0
200
400
600
800
1000
1200

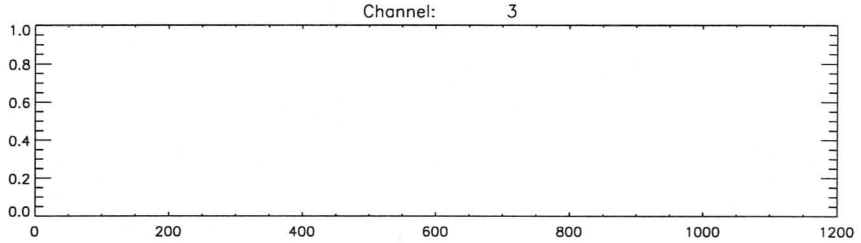
Channel: 3
1.0
0.8
0.6
0.4
0.2
0.0
0
200
400
600
800
1000
1200

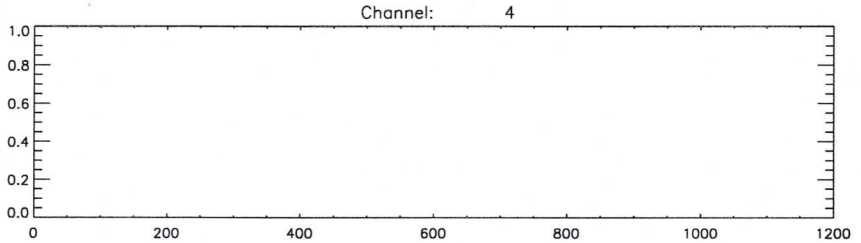
Channel: 4
1.0
0.8
0.6
0.4
0.2
0.0
0
200
400
600
800
1000
1200

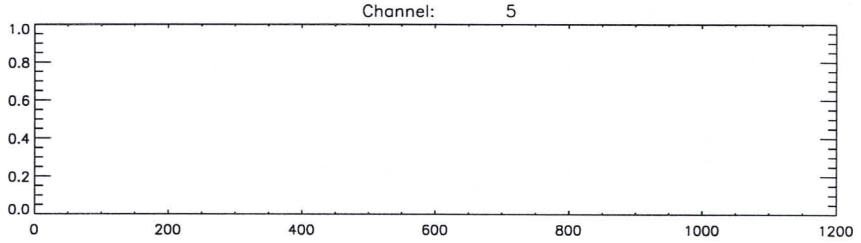
Channel: 5
1.0
0.8
0.6
0.4
0.2
0.0
0
200
400
600
800
1000
1200

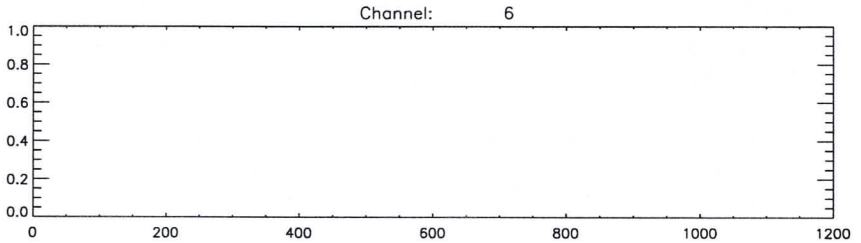
Channel: 6
1.0
0.8
0.6
0.4
0.2
0.0
0
200
400
600
800
1000
1200

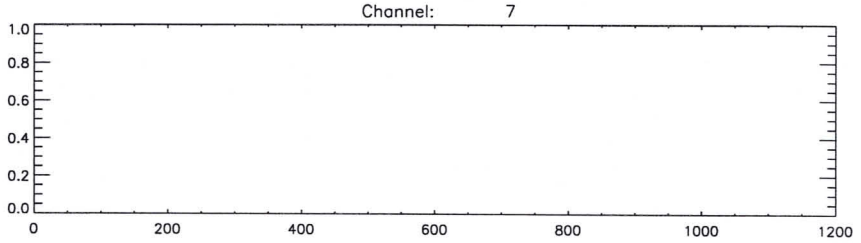
Channel: 7
1.0
0.8
0.6
0.4
0.2
0.0
0
200
400
600
800
1000
1200

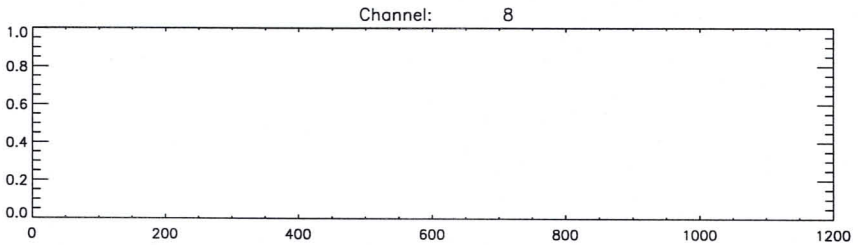
Channel: 8
1.0
0.8
0.6
0.4
0.2
0.0
0
200
400
600
800
1000
1200

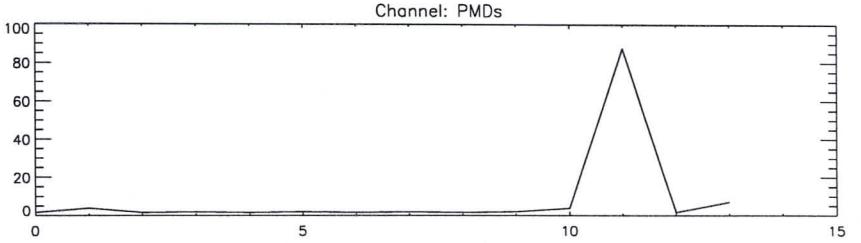
Channel: PMDs
100
80
60
40
20
0
0
5
10
15

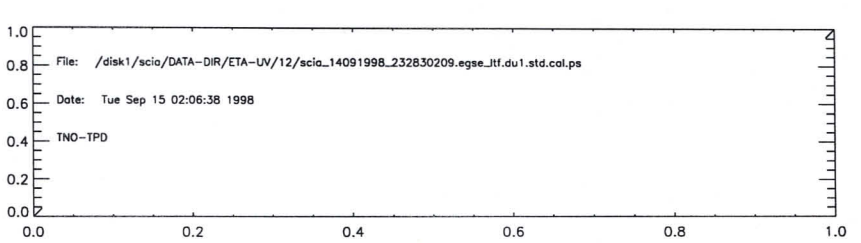
File: /disk1/scio/DATA-DIR/ETA-UV/12/scia_14091998_232830209.egse_ltf.du1.std.col.ps
Date: Tue Sep 15 02:06:38 1998
TNO-TPD
1.0
0.8
0.6
0.4
0.2
0.0
0.0
0.2
0.4
0.6
0.8
1.0

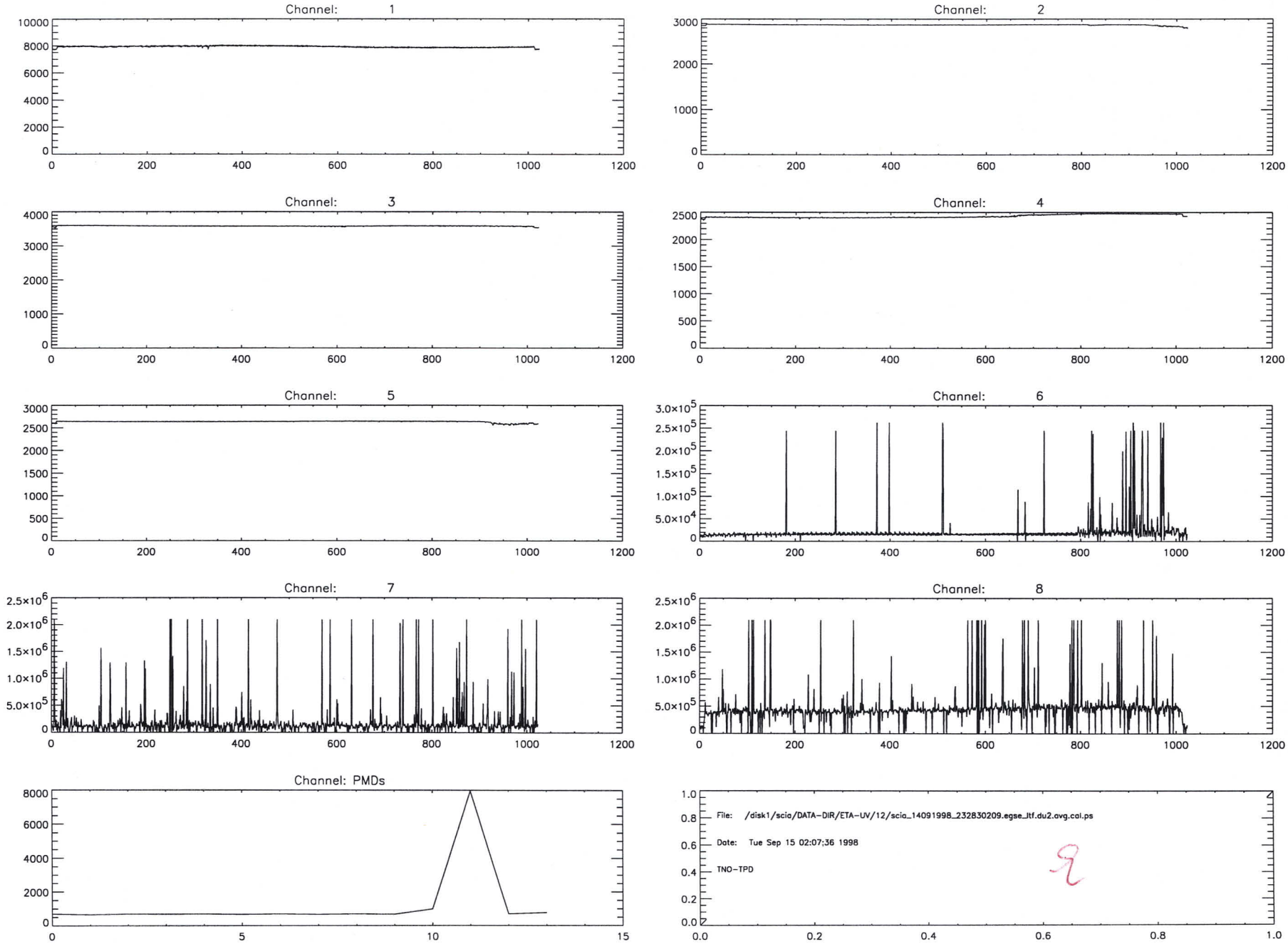
Channel: 1
Channel: 2
Channel: 3
Channel: 4
Channel: 5
Channel: 6
Channel: 7
Channel: 8
Channel: PMDs
File: /disk1/scia/DATA-DIR/ETA-UV/12/scia_14091998_232830209.egse_ltf.du2.avg.cal.ps
Date: Tue Sep 15 02:07:36 1998
TNO-TPD

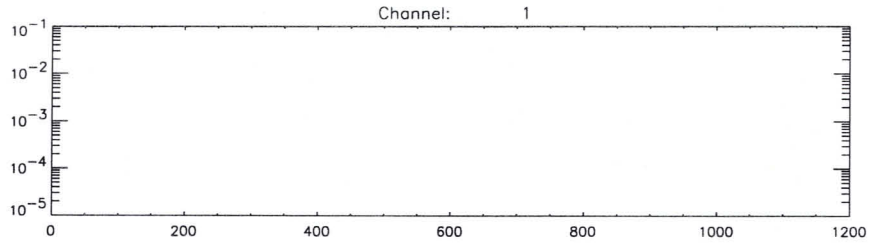
Channel: 1
10^{-1}
10^{-2}
10^{-3}
10^{-4}
10^{-5}
0
200
400
600
800
1000
1200

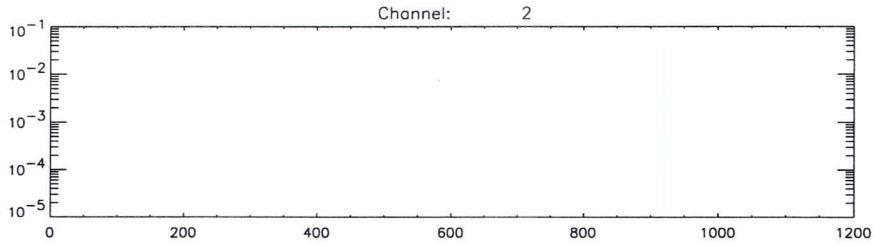
Channel: 2
10^{-1}
10^{-2}
10^{-3}
10^{-4}
10^{-5}
0
200
400
600
800
1000
1200

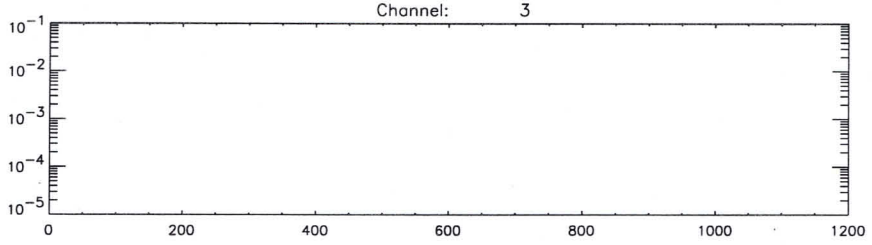
Channel: 3
10^{-1}
10^{-2}
10^{-3}
10^{-4}
10^{-5}
0
200
400
600
800
1000
1200

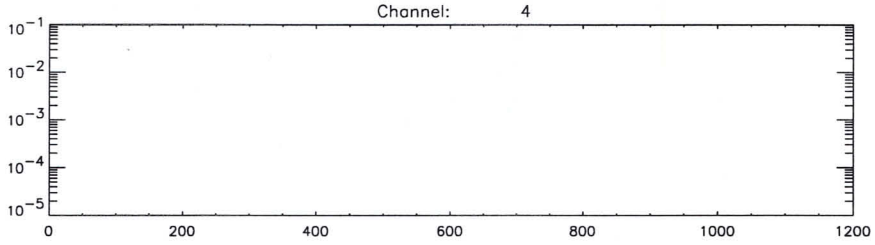
Channel: 4
10^{-1}
10^{-2}
10^{-3}
10^{-4}
10^{-5}
0
200
400
600
800
1000
1200

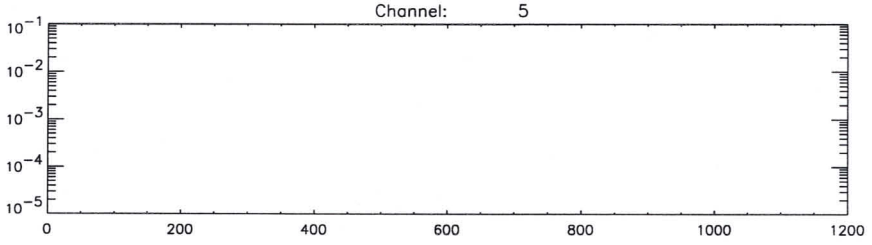
Channel: 5
10^{-1}
10^{-2}
10^{-3}
10^{-4}
10^{-5}
0
200
400
600
800
1000
1200

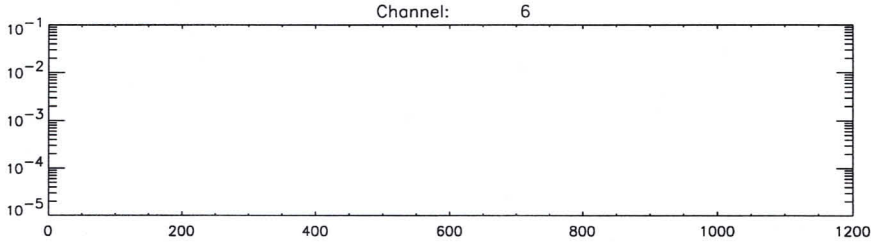
Channel: 6
10^{-1}
10^{-2}
10^{-3}
10^{-4}
10^{-5}
0
200
400
600
800
1000
1200

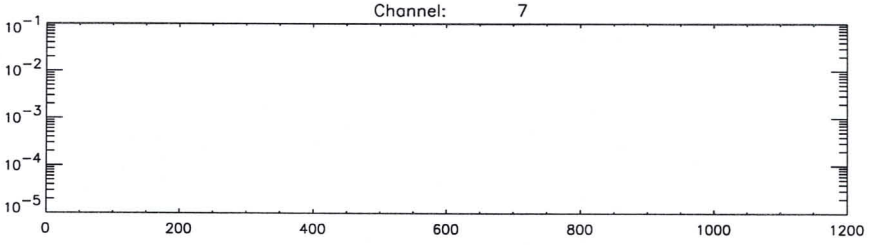
Channel: 7
10^{-1}
10^{-2}
10^{-3}
10^{-4}
10^{-5}
0
200
400
600
800
1000
1200

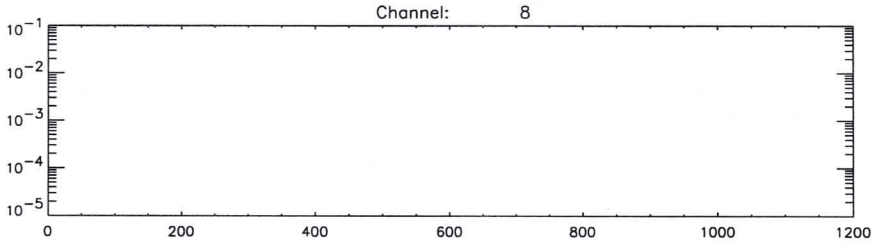
Channel: 8
10^{-1}
10^{-2}
10^{-3}
10^{-4}
10^{-5}
0
200
400
600
800
1000
1200

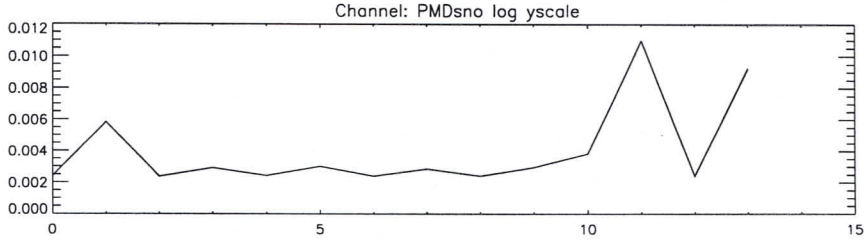
Channel: PMDsno log yscale
0.012
0.010
0.008
0.006
0.004
0.002
0.000
0
5
10
15

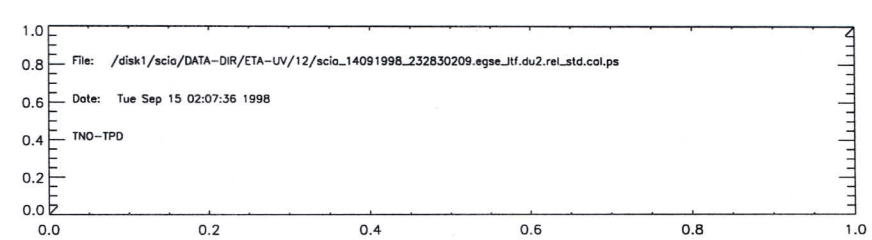
1.0
0.8
0.6
0.4
0.2
0.0
File: /disk1/scia/DATA-DIR/ETA-UV/12/scia_14091998_232830209.egse_ltf.du2.rel_std.col.ps
Date: Tue Sep 15 02:07:36 1998
TNO-TPD
0.0
0.2
0.4
0.6
0.8
1.0

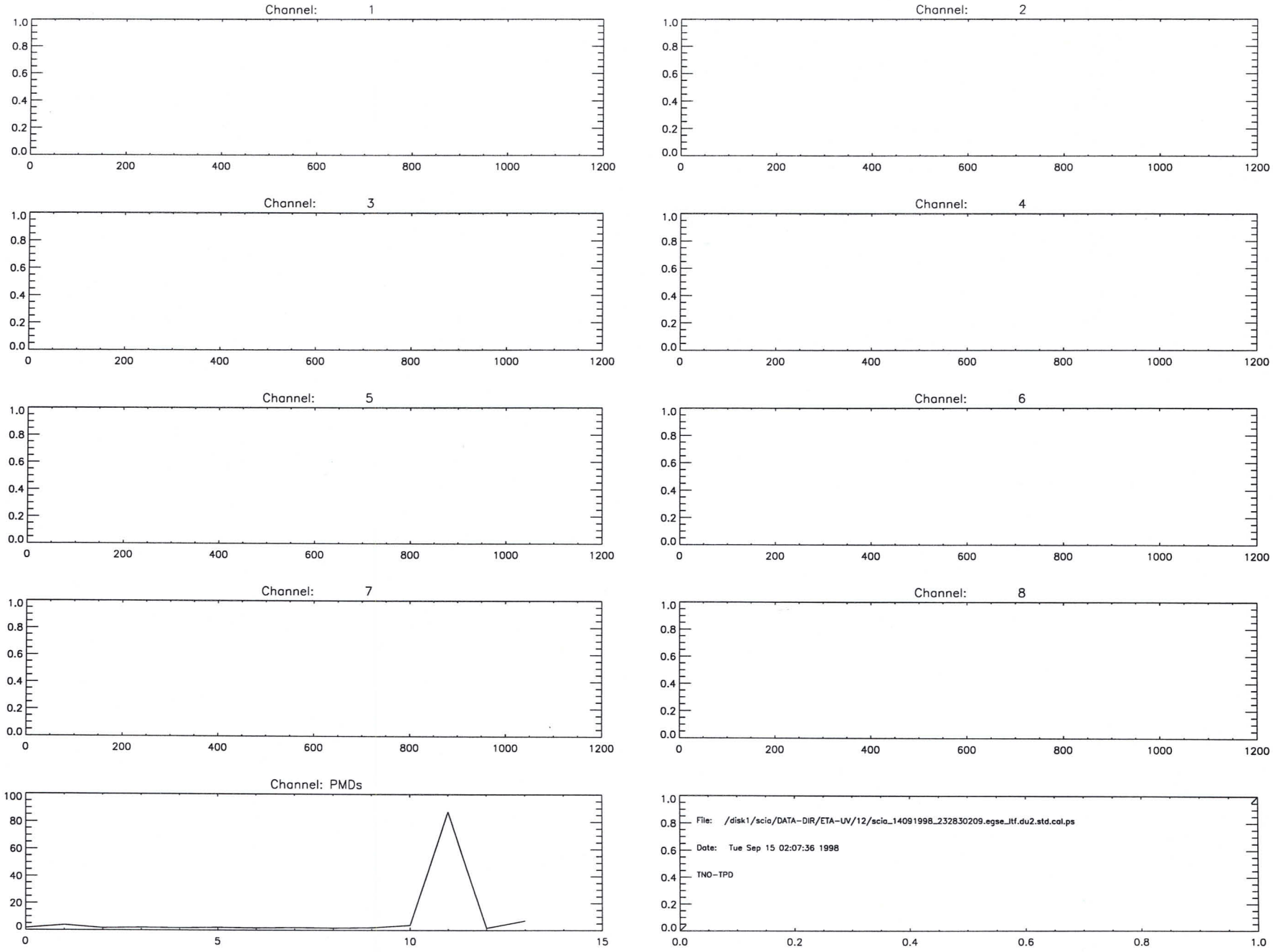
Channel: 1
Channel: 2
Channel: 3
Channel: 4
Channel: 5
Channel: 6
Channel: 7
Channel: 8
Channel: PMDs
File: /disk1/scia/DATA-DIR/ETA-UV/12/scia_14091998_232830209.egse_itf.du2.std.cal.ps
Date: Tue Sep 15 02:07:36 1998
TNO-TPD

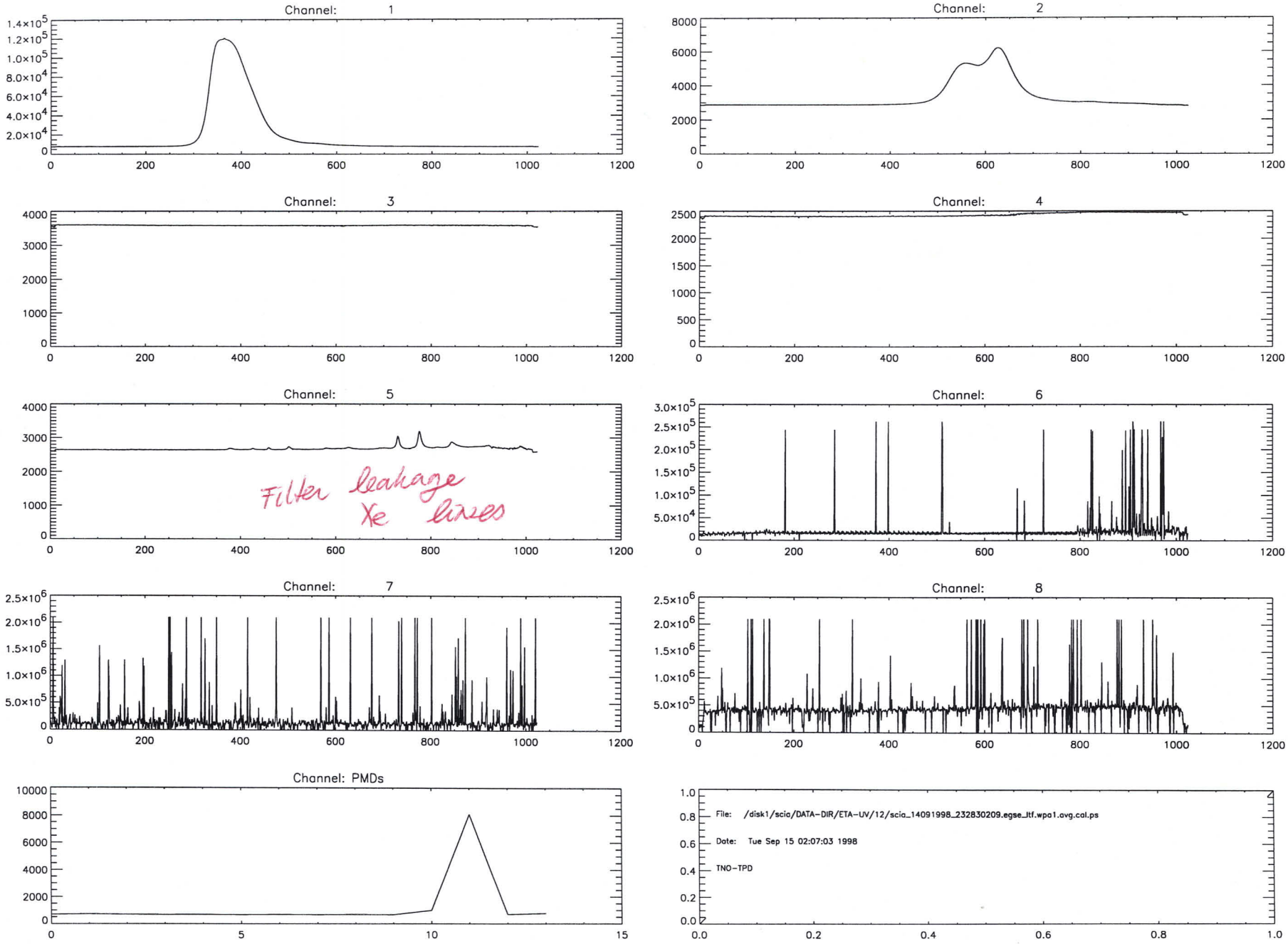
Channel: 1
Channel: 2
Channel: 3
Channel: 4
Channel: 5
Filter leakage
Xe lines
Channel: 6
Channel: 7
Channel: 8
Channel: PMDs
File: /disk1/scia/DATA-DIR/ETA-UV/12/scia_14091998_232830209.egse_ltf.wpa1.avg.cal.ps
Date: Tue Sep 15 02:07:03 1998
TNO-TPD

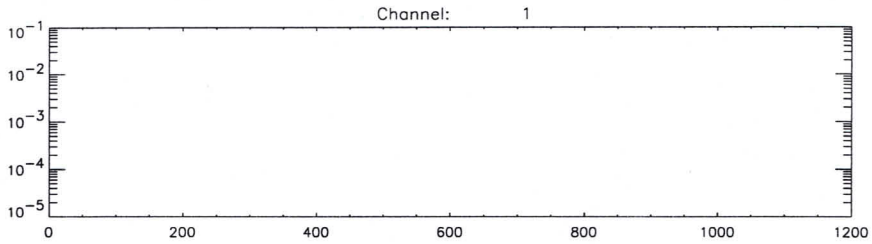
Channel: 1
10^{-1}
10^{-2}
10^{-3}
10^{-4}
10^{-5}
0
200
400
600
800
1000
1200

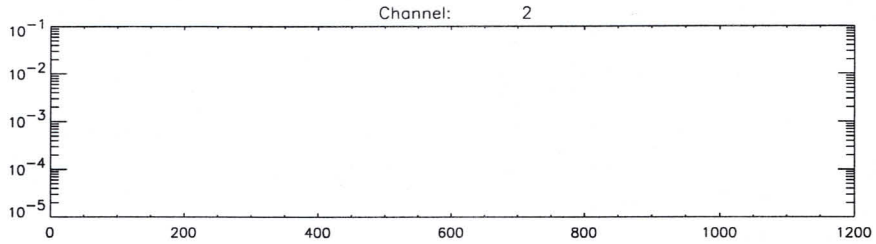
Channel: 2
10^{-1}
10^{-2}
10^{-3}
10^{-4}
10^{-5}
0
200
400
600
800
1000
1200

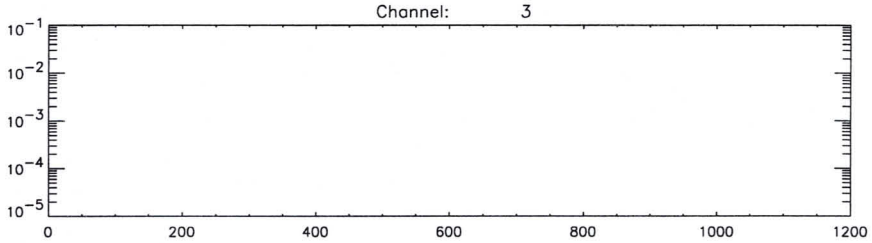
Channel: 3
10^{-1}
10^{-2}
10^{-3}
10^{-4}
10^{-5}
0
200
400
600
800
1000
1200

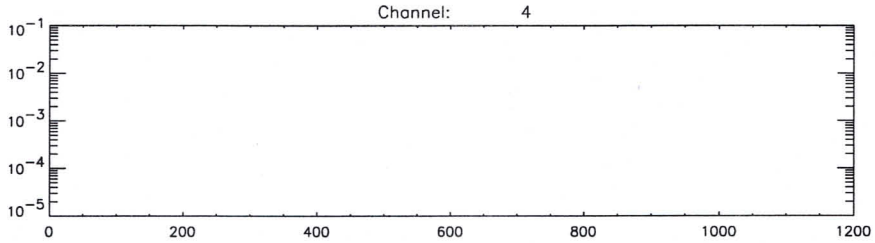
Channel: 4
10^{-1}
10^{-2}
10^{-3}
10^{-4}
10^{-5}
0
200
400
600
800
1000
1200

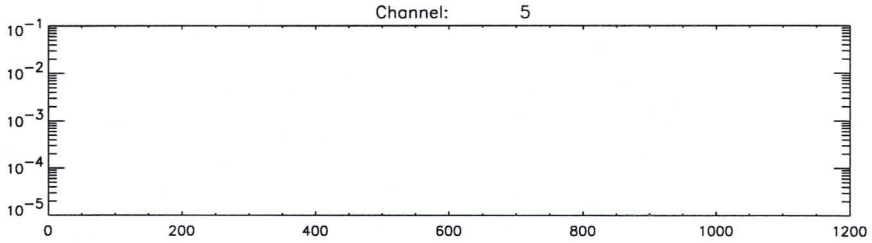
Channel: 5
10^{-1}
10^{-2}
10^{-3}
10^{-4}
10^{-5}
0
200
400
600
800
1000
1200

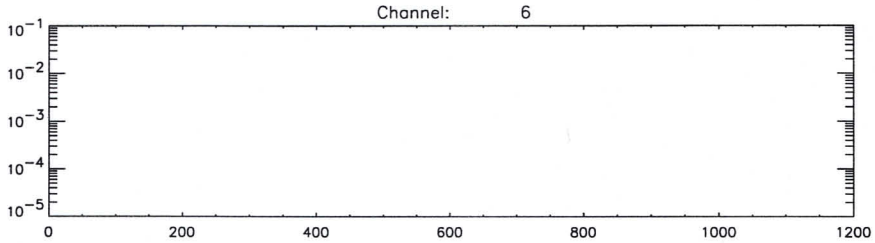
Channel: 6
10^{-1}
10^{-2}
10^{-3}
10^{-4}
10^{-5}
0
200
400
600
800
1000
1200

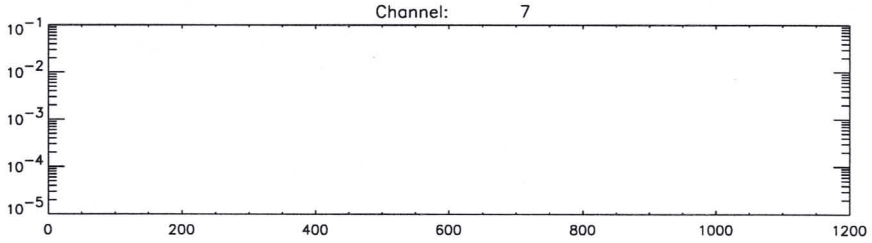
Channel: 7
10^{-1}
10^{-2}
10^{-3}
10^{-4}
10^{-5}
0
200
400
600
800
1000
1200

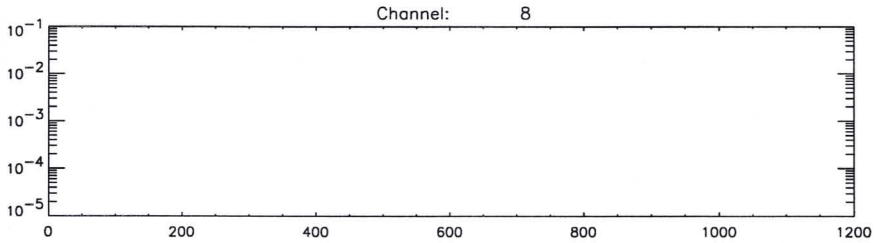
Channel: 8
10^{-1}
10^{-2}
10^{-3}
10^{-4}
10^{-5}
0
200
400
600
800
1000
1200

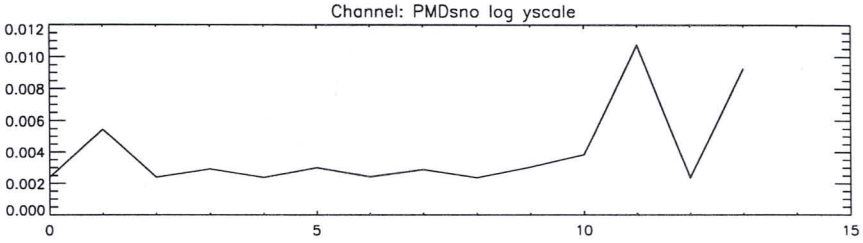
Channel: PMDsno log yscale
0.012
0.010
0.008
0.006
0.004
0.002
0.000
0
5
10
15

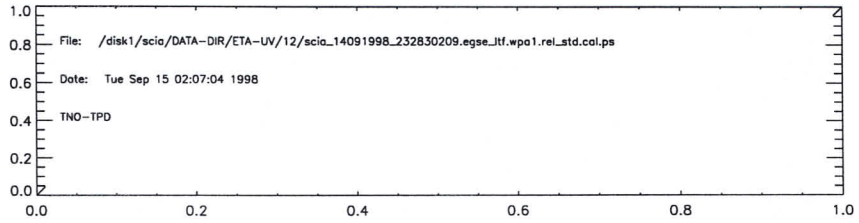
1.0
0.8
0.6
0.4
0.2
0.0
File: /disk1/scia/DATA-DIR/ETA-UV/12/scia_14091998_232830209.egse_itf.wpa1.rel_std.cal.ps
Date: Tue Sep 15 02:07:04 1998
TNO-TPD
0.0
0.2
0.4
0.6
0.8
1.0

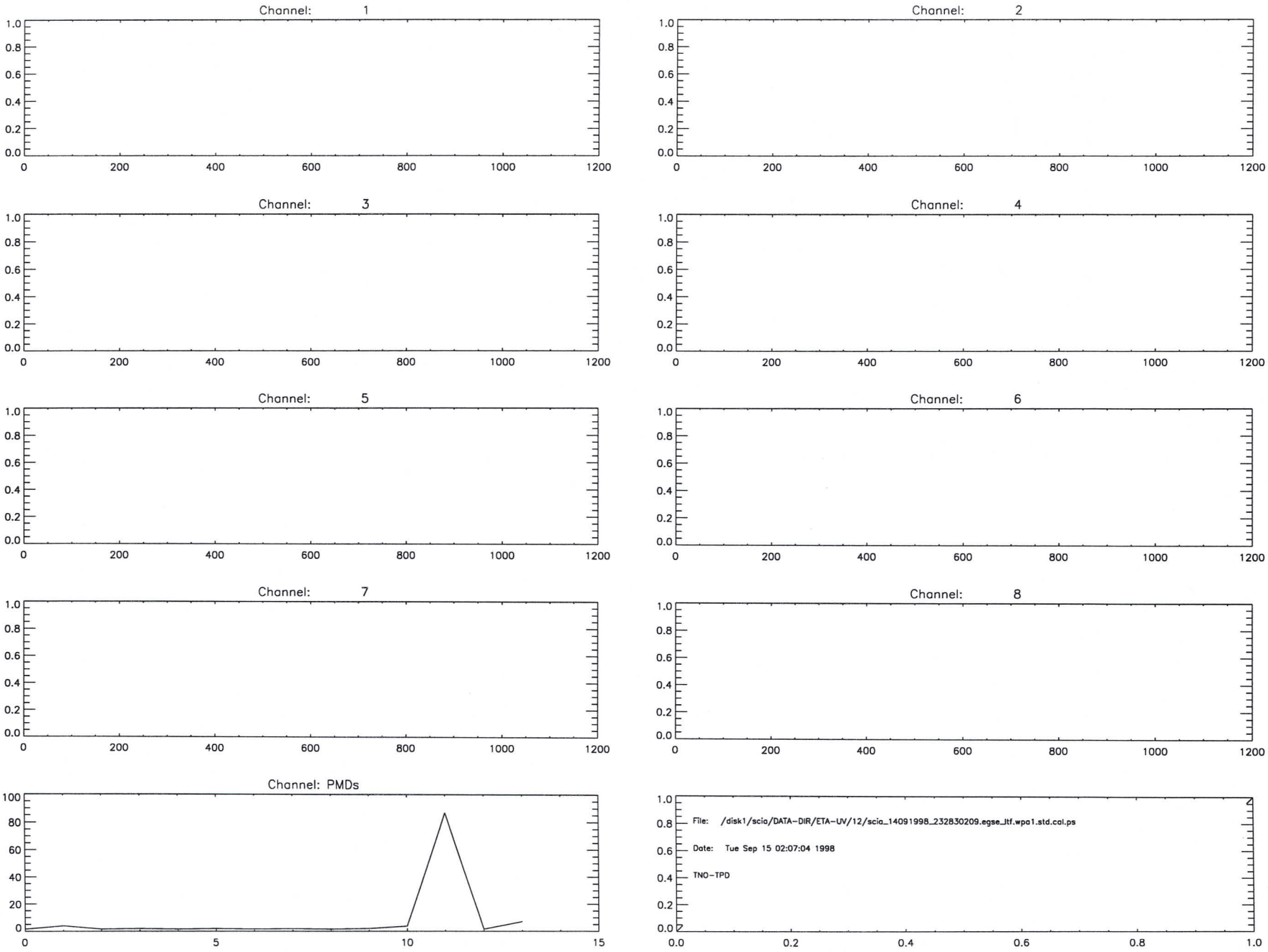
Channel: 1
Channel: 2
Channel: 3
Channel: 4
Channel: 5
Channel: 6
Channel: 7
Channel: 8
Channel: PMDs
File: /disk1/scia/DATA-DIR/ETA-UV/12/scia_14091998_232830209.egse_ltf.wpa1.std.cal.ps
Date: Tue Sep 15 02:07:04 1998
TNO-TPD

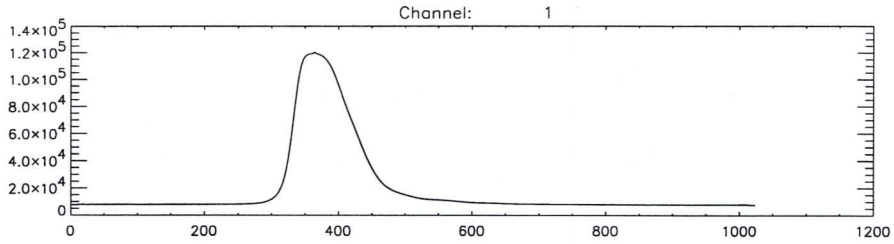
Channel: 1
1.4×10^5
1.2×10^5
1.0×10^5
8.0×10^4
6.0×10^4
4.0×10^4
2.0×10^4
0
0
200
400
600
800
1000
1200

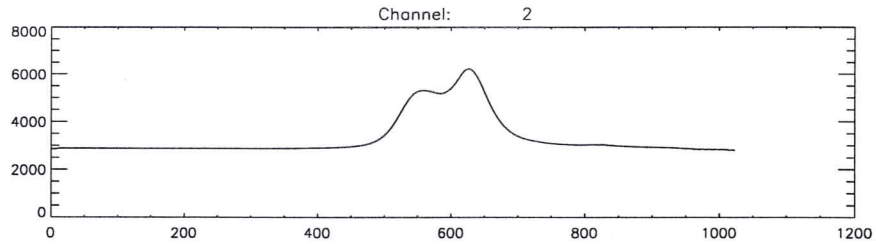
Channel: 2
8000
6000
4000
2000
0
0
200
400
600
800
1000
1200

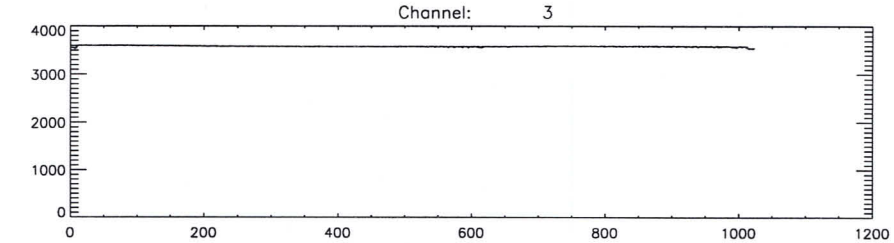
Channel: 3
4000
3000
2000
1000
0
0
200
400
600
800
1000
1200

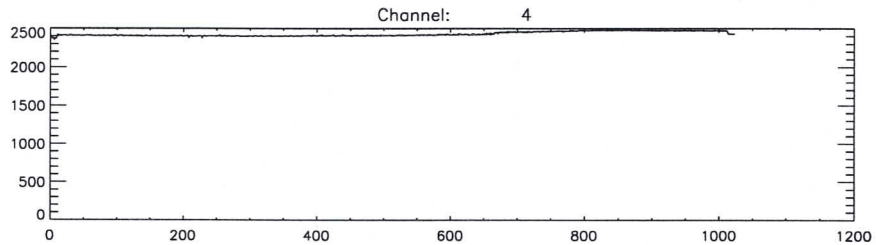
Channel: 4
2500
2000
1500
1000
500
0
0
200
400
600
800
1000
1200

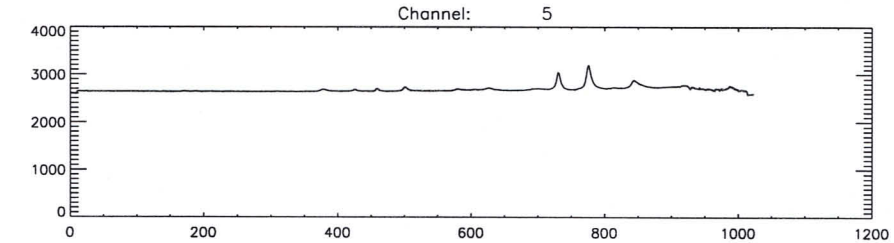
Channel: 5
4000
3000
2000
1000
0
0
200
400
600
800
1000
1200

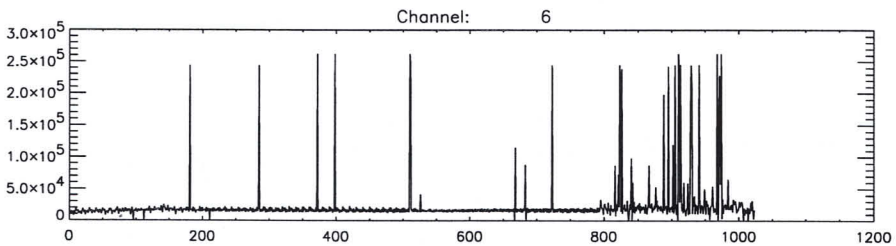
Channel: 6
3.0×10^5
2.5×10^5
2.0×10^5
1.5×10^5
1.0×10^5
5.0×10^4
0
0
200
400
600
800
1000
1200

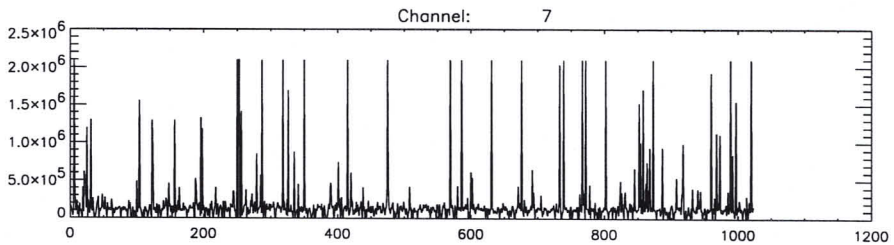
Channel: 7
2.5×10^6
2.0×10^6
1.5×10^6
1.0×10^6
5.0×10^5
0
0
200
400
600
800
1000
1200

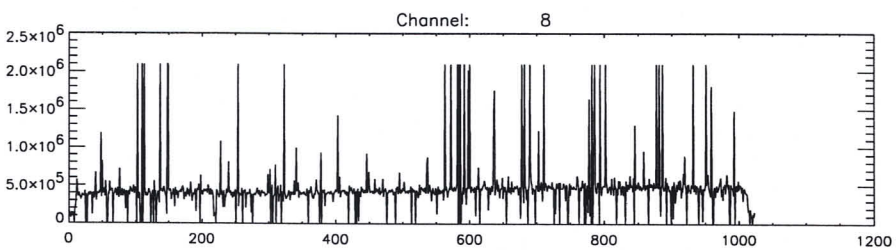
Channel: 8
2.5×10^6
2.0×10^6
1.5×10^6
1.0×10^6
5.0×10^5
0
0
200
400
600
800
1000
1200

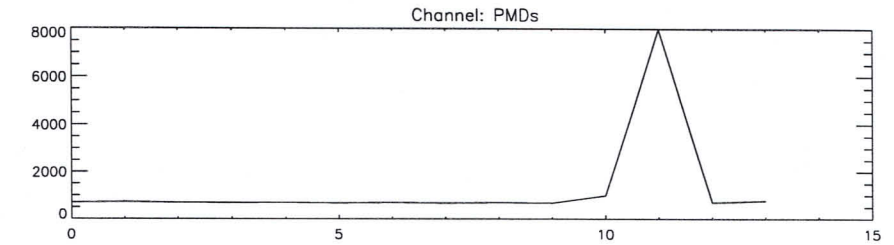
Channel: PMDs
8000
6000
4000
2000
0
0
5
10
15

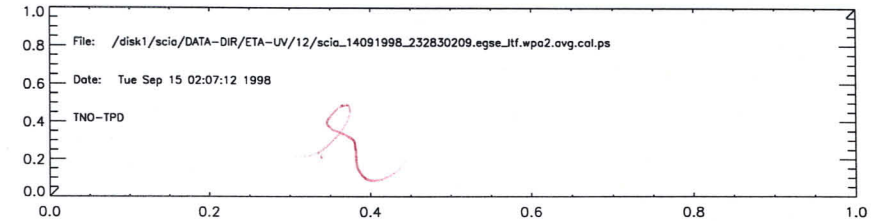
1.0
0.8
0.6
0.4
0.2
0.0
File: /disk1/scia/DATA-DIR/ETA-UV/12/scia_14091998_232830209.egse_ltf.wpa2.avg.cal.ps
Date: Tue Sep 15 02:07:12 1998
TNO-TPD
0.0
0.2
0.4
0.6
0.8
1.0

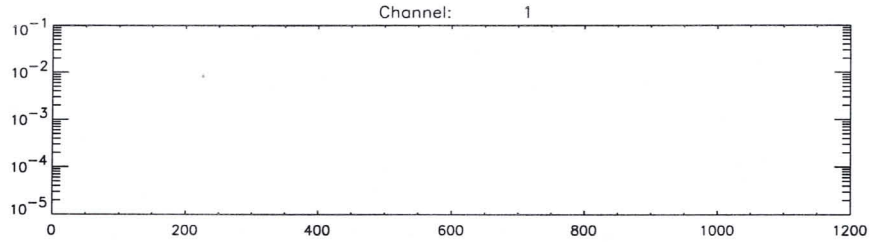
Channel: 1
10^{-1}
10^{-2}
10^{-3}
10^{-4}
10^{-5}
0
200
400
600
800
1000
1200

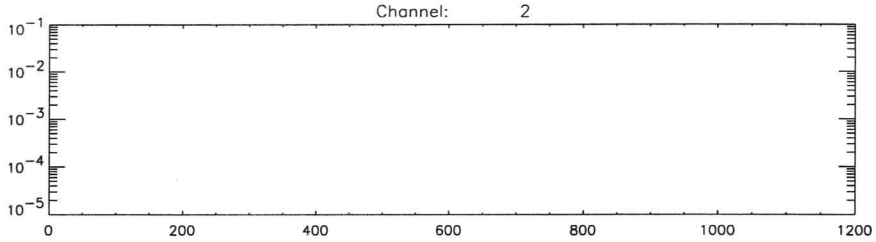
Channel: 2
10^{-1}
10^{-2}
10^{-3}
10^{-4}
10^{-5}
0
200
400
600
800
1000
1200

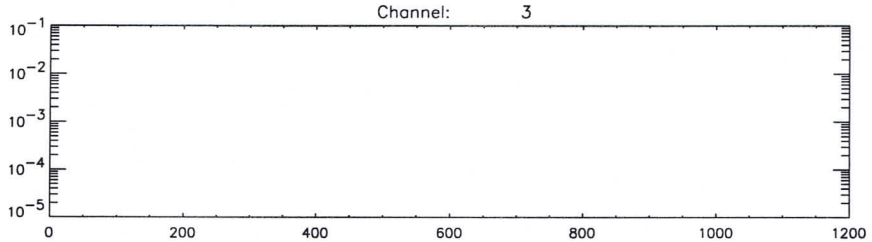
Channel: 3
10^{-1}
10^{-2}
10^{-3}
10^{-4}
10^{-5}
0
200
400
600
800
1000
1200

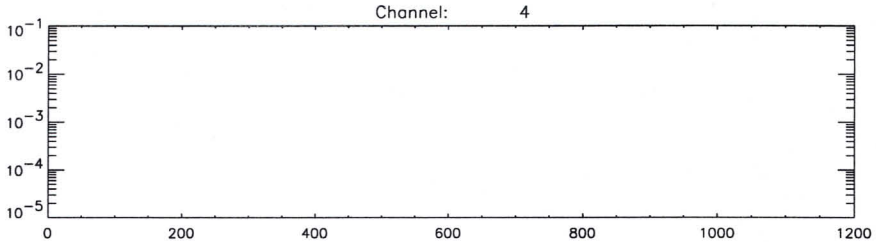
Channel: 4
10^{-1}
10^{-2}
10^{-3}
10^{-4}
10^{-5}
0
200
400
600
800
1000
1200

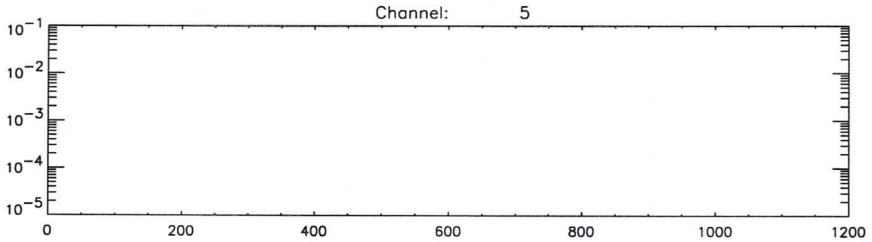
Channel: 5
10^{-1}
10^{-2}
10^{-3}
10^{-4}
10^{-5}
0
200
400
600
800
1000
1200

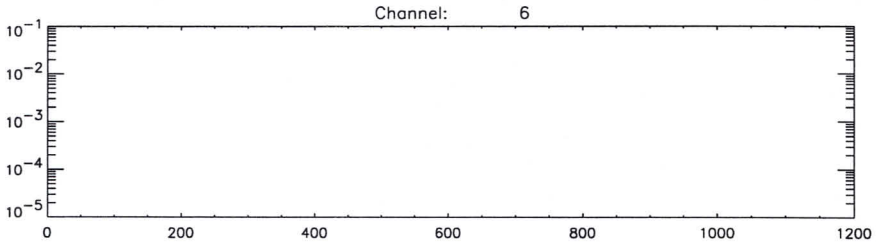
Channel: 6
10^{-1}
10^{-2}
10^{-3}
10^{-4}
10^{-5}
0
200
400
600
800
1000
1200

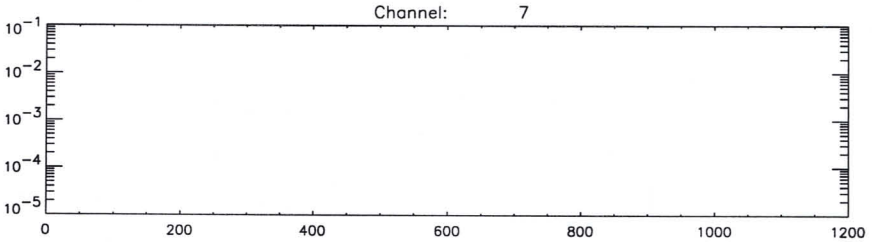
Channel: 7
10^{-1}
10^{-2}
10^{-3}
10^{-4}
10^{-5}
0
200
400
600
800
1000
1200

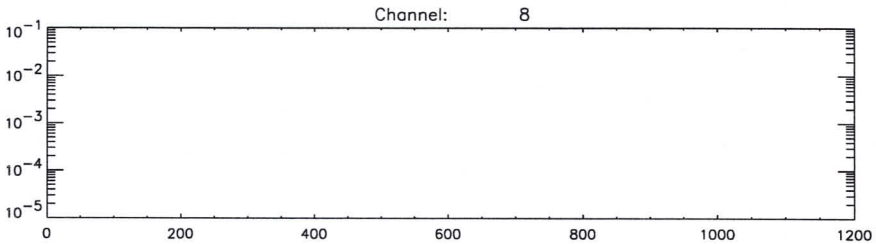
Channel: 8
10^{-1}
10^{-2}
10^{-3}
10^{-4}
10^{-5}
0
200
400
600
800
1000
1200

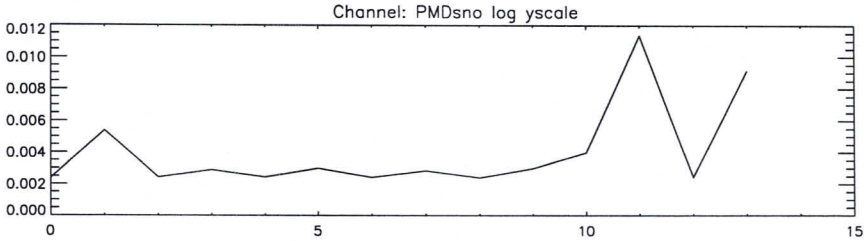
Channel: PMDsno log yscale
0.012
0.010
0.008
0.006
0.004
0.002
0.000
0
5
10
15

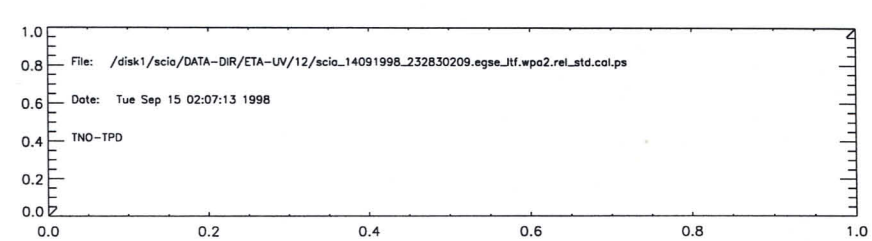
File: /disk1/scia/DATA-DIR/ETA-UV/12/scia_14091998_232830209.egse_ltf.wpa2.rel_std.cal.ps
Date: Tue Sep 15 02:07:13 1998
TNO-TPD
1.0
0.8
0.6
0.4
0.2
0.0
0.0
0.2
0.4
0.6
0.8
1.0

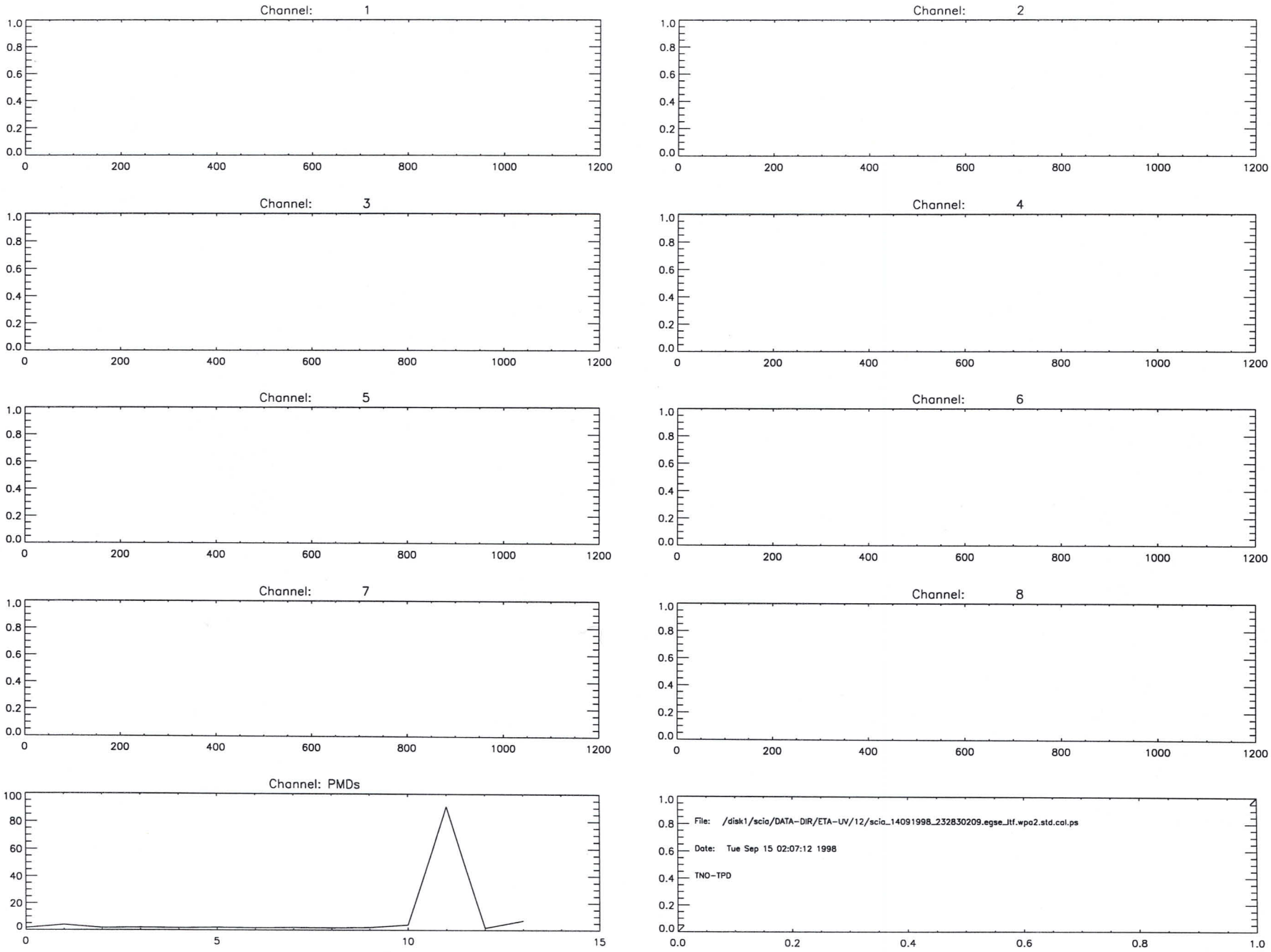
Channel: 1
Channel: 2
Channel: 3
Channel: 4
Channel: 5
Channel: 6
Channel: 7
Channel: 8
Channel: PMDs
File: /disk1/scia/DATA-DIR/ETA-UV/12/scia_14091998_232830209.egse_ltf.wpa2.std.cal.ps
Date: Tue Sep 15 02:07:12 1998
TNO-TPD

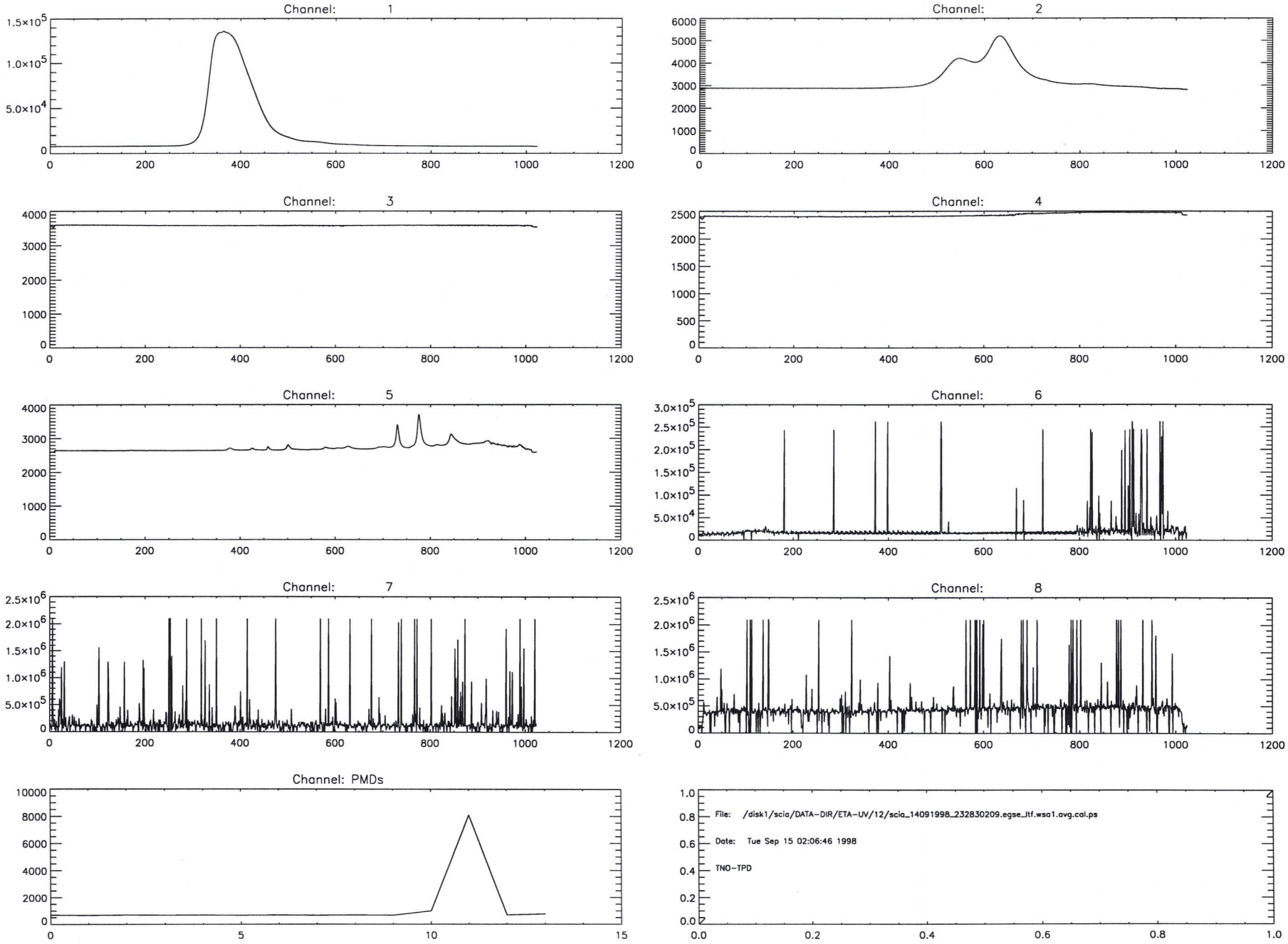
Channel: 1
Channel: 2
Channel: 3
Channel: 4
Channel: 5
Channel: 6
Channel: 7
Channel: 8
Channel: PMDs
File: /disk1/scia/DATA-DIR/ETA-UV/12/scia_14091998_232830209.egse_ltf.wsa1.avg.cal.ps
Date: Tue Sep 15 02:06:46 1998
TNO-TPD

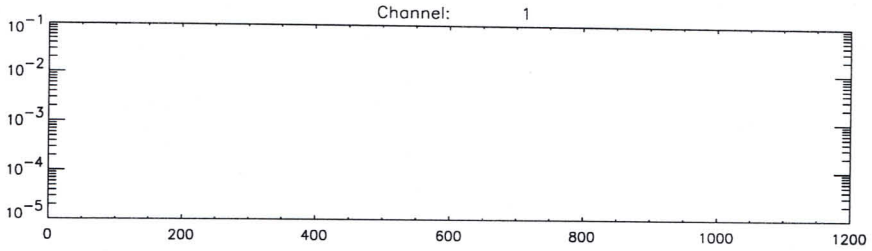
Channel: 1
10^{-1}
10^{-2}
10^{-3}
10^{-4}
10^{-5}
0
200
400
600
800
1000
1200

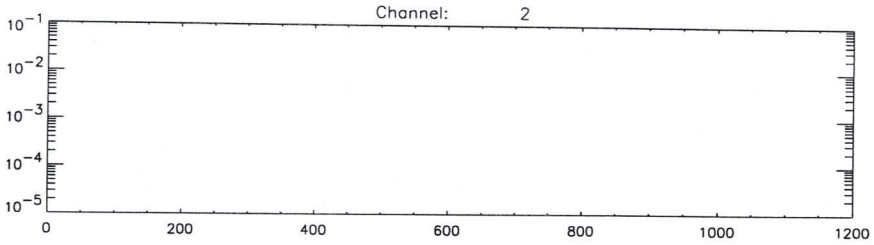
Channel: 2
10^{-1}
10^{-2}
10^{-3}
10^{-4}
10^{-5}
0
200
400
600
800
1000
1200

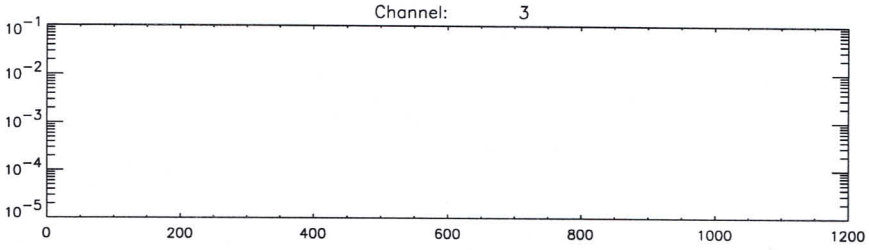
Channel: 3
10^{-1}
10^{-2}
10^{-3}
10^{-4}
10^{-5}
0
200
400
600
800
1000
1200

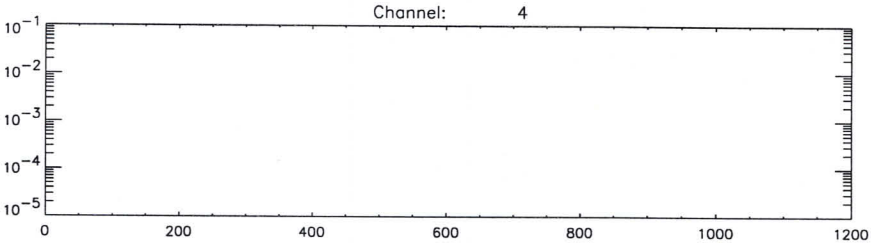
Channel: 4
10^{-1}
10^{-2}
10^{-3}
10^{-4}
10^{-5}
0
200
400
600
800
1000
1200

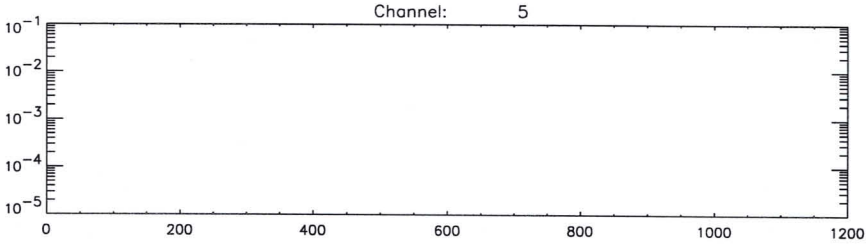
Channel: 5
10^{-1}
10^{-2}
10^{-3}
10^{-4}
10^{-5}
0
200
400
600
800
1000
1200

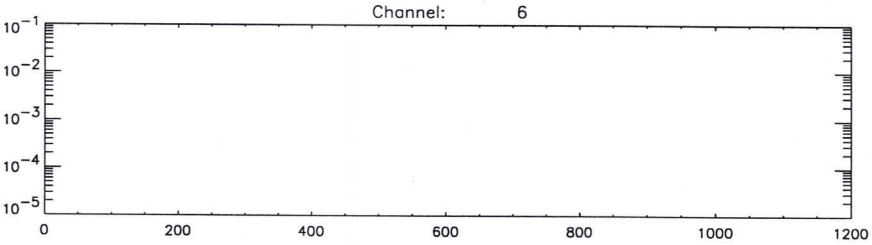
Channel: 6
10^{-1}
10^{-2}
10^{-3}
10^{-4}
10^{-5}
0
200
400
600
800
1000
1200

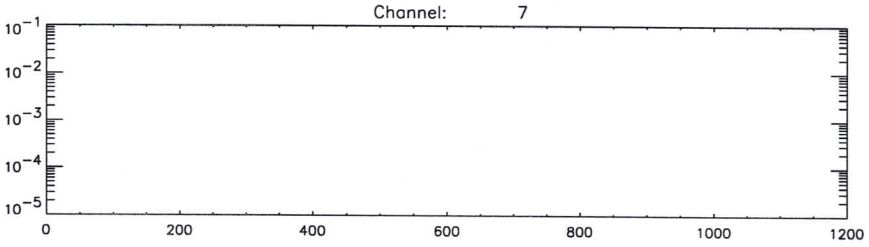
Channel: 7
10^{-1}
10^{-2}
10^{-3}
10^{-4}
10^{-5}
0
200
400
600
800
1000
1200

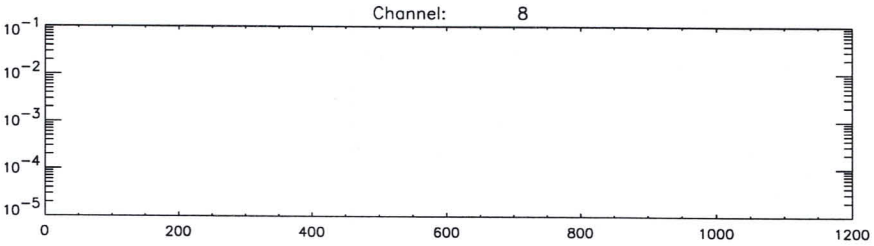
Channel: 8
10^{-1}
10^{-2}
10^{-3}
10^{-4}
10^{-5}
0
200
400
600
800
1000
1200

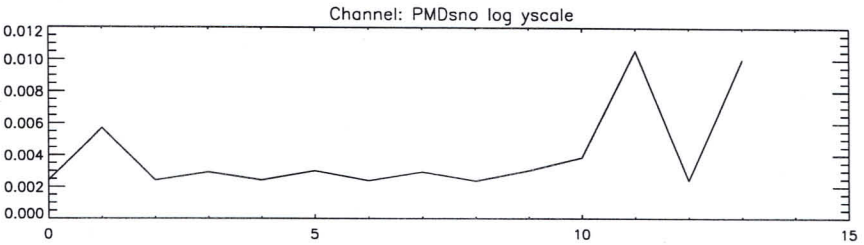
Channel: PMDsno log yscale
0.012
0.010
0.008
0.006
0.004
0.002
0.000
0
5
10
15

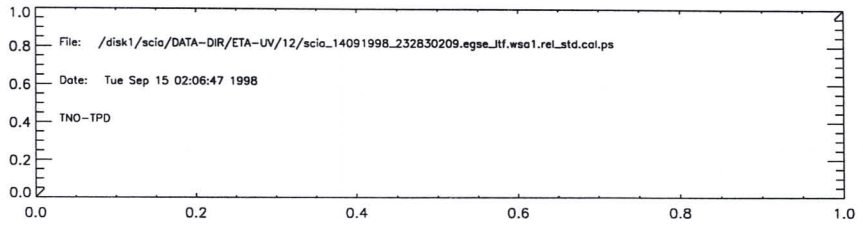
File: /disk1/scia/DATA-DIR/ETA-UV/12/scia_14091998_232830209.egse_ltf.wsa1.rel_std.cal.ps
Date: Tue Sep 15 02:06:47 1998
TNO-TPD
1.0
0.8
0.6
0.4
0.2
0.0
0.0
0.2
0.4
0.6
0.8
1.0

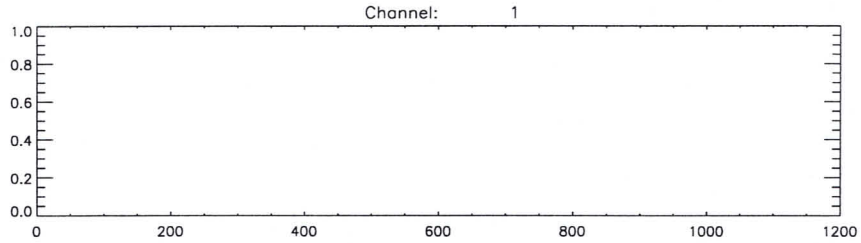
Channel: 1
1.0
0.8
0.6
0.4
0.2
0.0
0
200
400
600
800
1000
1200

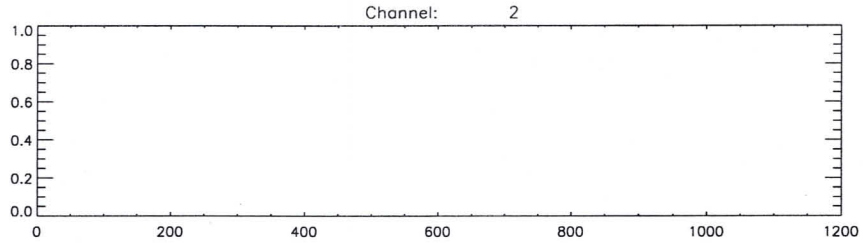
Channel: 2
1.0
0.8
0.6
0.4
0.2
0.0
0
200
400
600
800
1000
1200

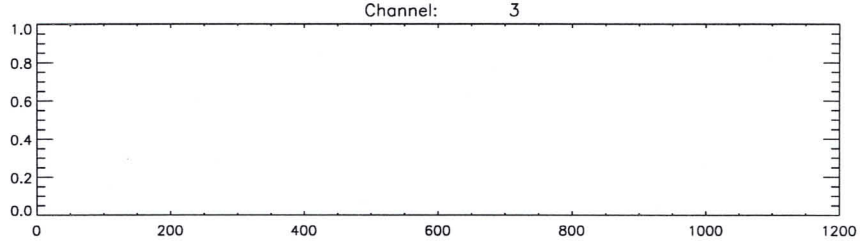
Channel: 3
1.0
0.8
0.6
0.4
0.2
0.0
0
200
400
600
800
1000
1200

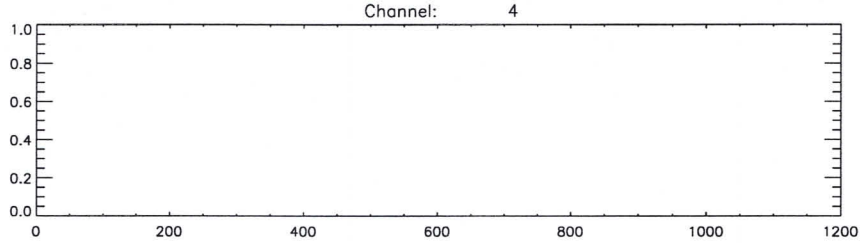
Channel: 4
1.0
0.8
0.6
0.4
0.2
0.0
0
200
400
600
800
1000
1200

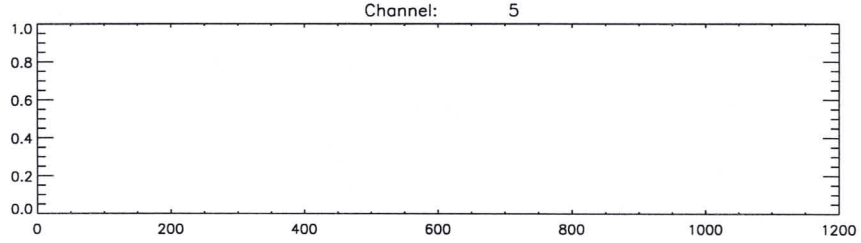
Channel: 5
1.0
0.8
0.6
0.4
0.2
0.0
0
200
400
600
800
1000
1200

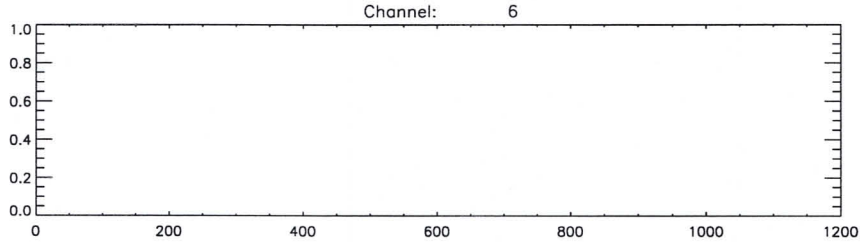
Channel: 6
1.0
0.8
0.6
0.4
0.2
0.0
0
200
400
600
800
1000
1200

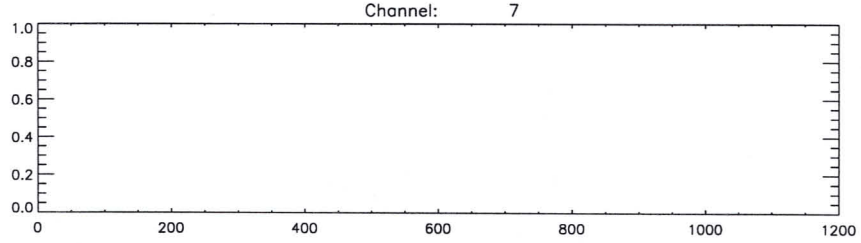
Channel: 7
1.0
0.8
0.6
0.4
0.2
0.0
0
200
400
600
800
1000
1200

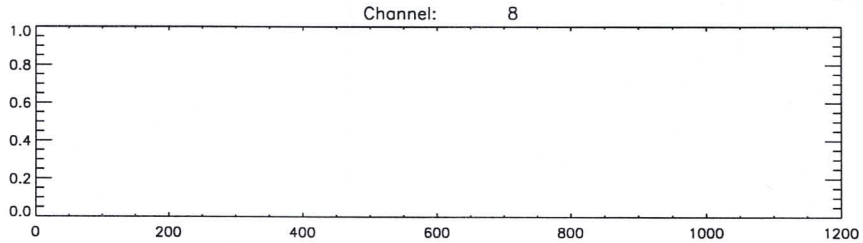
Channel: 8
1.0
0.8
0.6
0.4
0.2
0.0
0
200
400
600
800
1000
1200

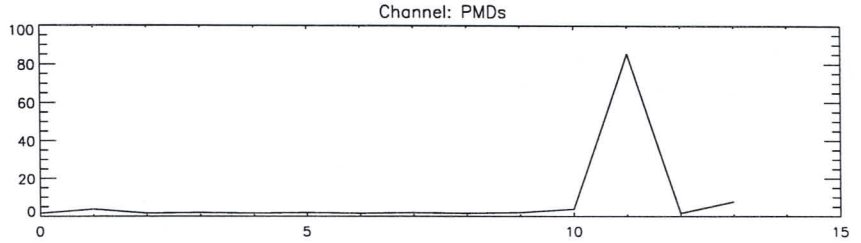
Channel: PMDs
100
80
60
40
20
0
0
5
10
15

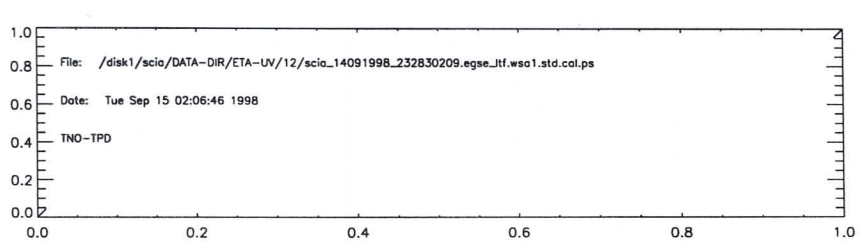
1.0
0.8
0.6
0.4
0.2
0.0
File: /disk1/scia/DATA-DIR/ETA-UV/12/scia_14091998_232830209.egse_ltf.wsa1.std.cal.ps
Date: Tue Sep 15 02:06:46 1998
TNO-TPD
0.0
0.2
0.4
0.6
0.8
1.0

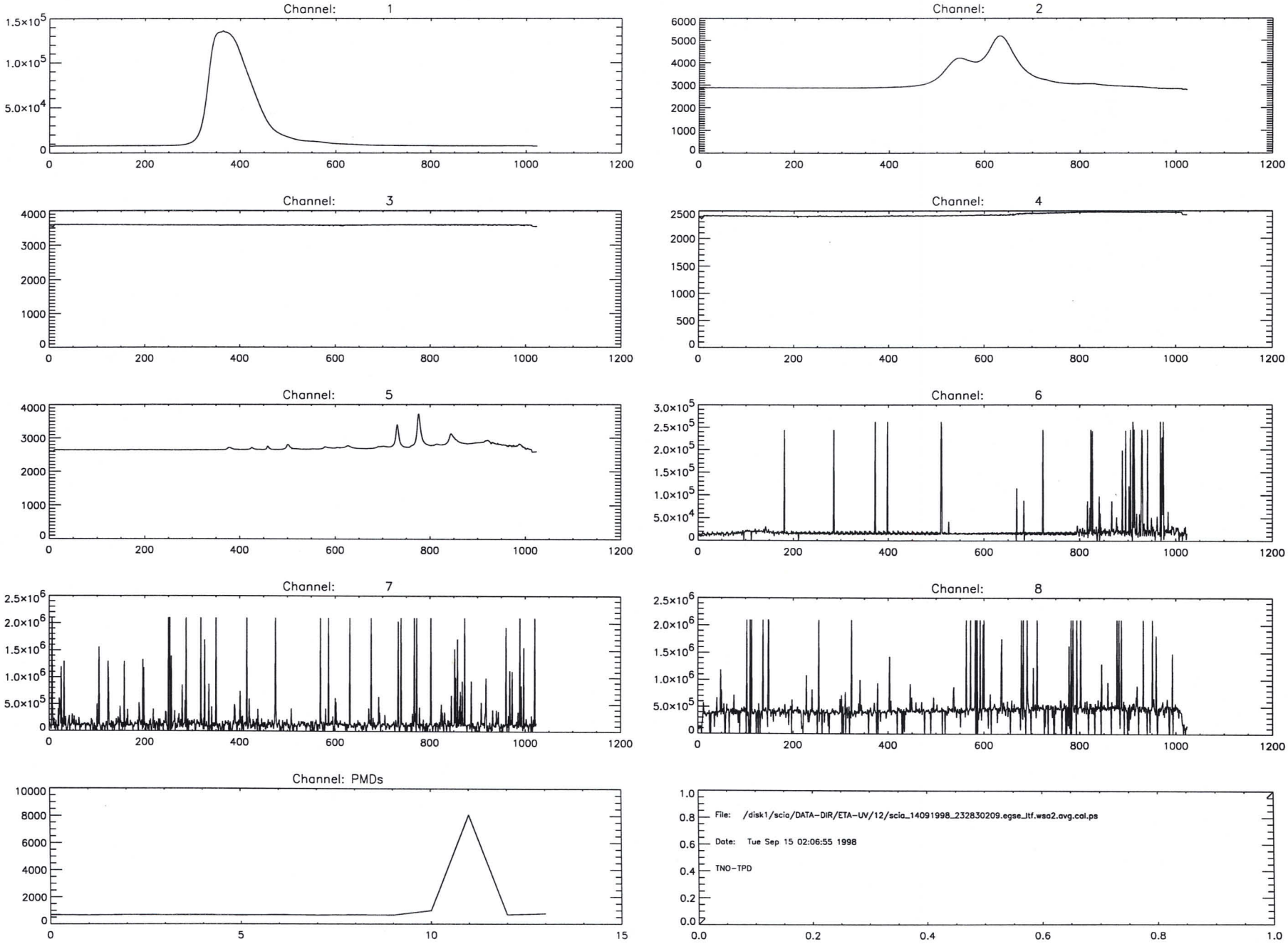
Channel: 1
Channel: 2
Channel: 3
Channel: 4
Channel: 5
Channel: 6
Channel: 7
Channel: 8
Channel: PMDs
File: /disk1/scia/DATA-DIR/ETA-UV/12/scia_14091998_232830209.egse_itf.wsa2.avg.cal.ps
Date: Tue Sep 15 02:06:55 1998
TNO-TPD

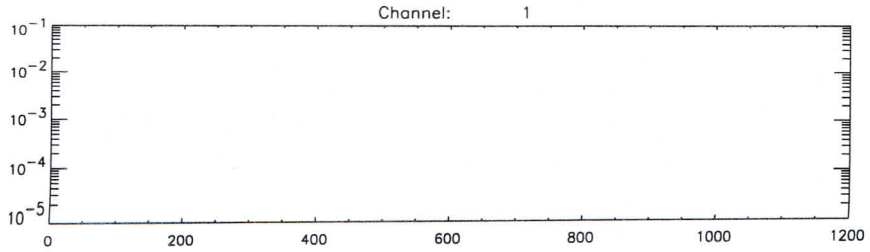
Channel: 1
10^{-1}
10^{-2}
10^{-3}
10^{-4}
10^{-5}
0
200
400
600
800
1000
1200

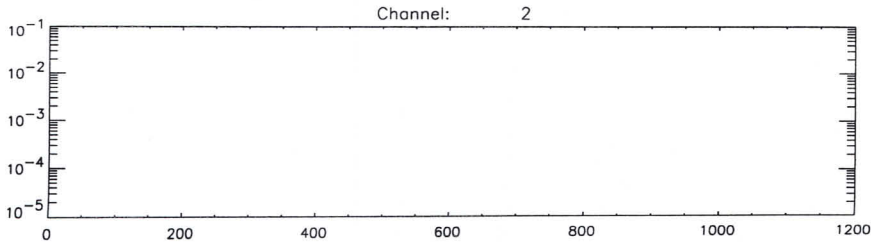
Channel: 2
10^{-1}
10^{-2}
10^{-3}
10^{-4}
10^{-5}
0
200
400
600
800
1000
1200

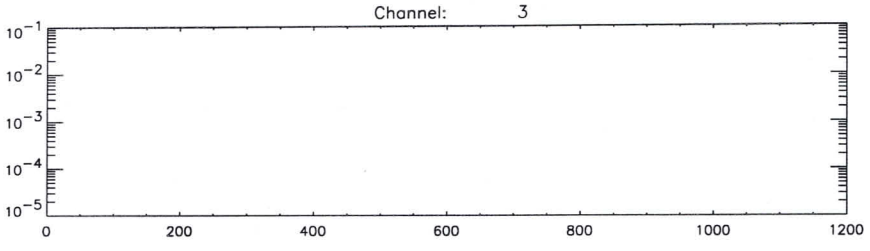
Channel: 3
10^{-1}
10^{-2}
10^{-3}
10^{-4}
10^{-5}
0
200
400
600
800
1000
1200

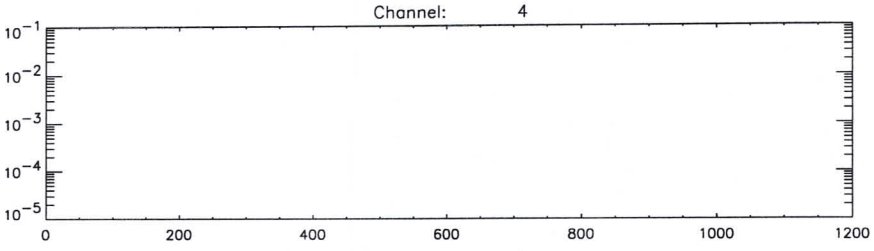
Channel: 4
10^{-1}
10^{-2}
10^{-3}
10^{-4}
10^{-5}
0
200
400
600
800
1000
1200

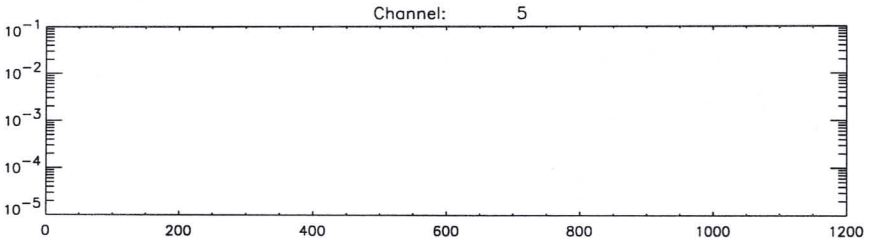
Channel: 5
10^{-1}
10^{-2}
10^{-3}
10^{-4}
10^{-5}
0
200
400
600
800
1000
1200

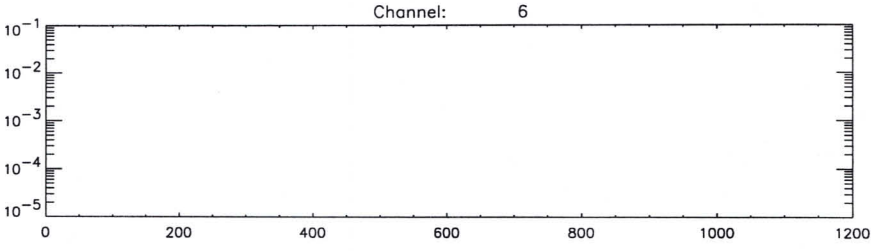
Channel: 6
10^{-1}
10^{-2}
10^{-3}
10^{-4}
10^{-5}
0
200
400
600
800
1000
1200

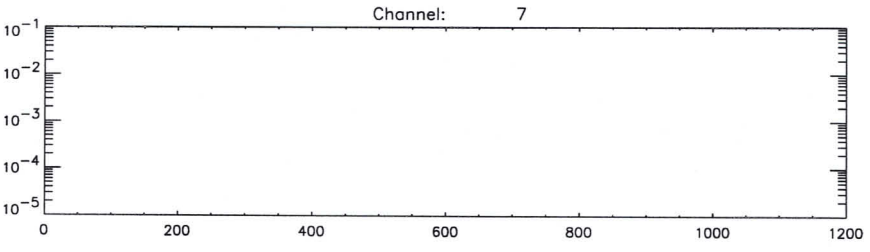
Channel: 7
10^{-1}
10^{-2}
10^{-3}
10^{-4}
10^{-5}
0
200
400
600
800
1000
1200

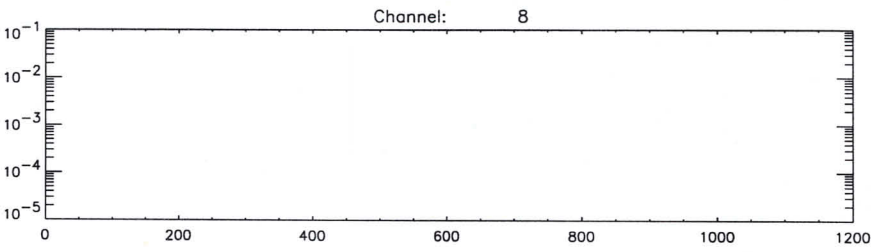
Channel: 8
10^{-1}
10^{-2}
10^{-3}
10^{-4}
10^{-5}
0
200
400
600
800
1000
1200

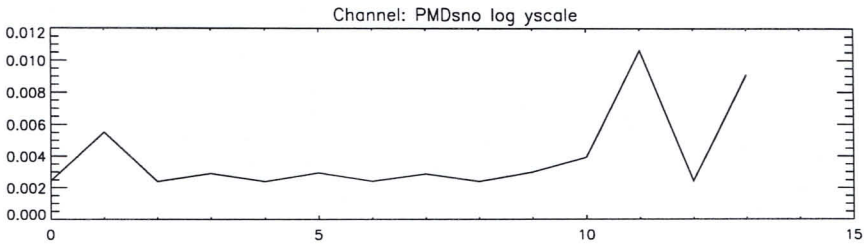
Channel: PMDsno log yscale
0.012
0.010
0.008
0.006
0.004
0.002
0.000
0
5
10
15

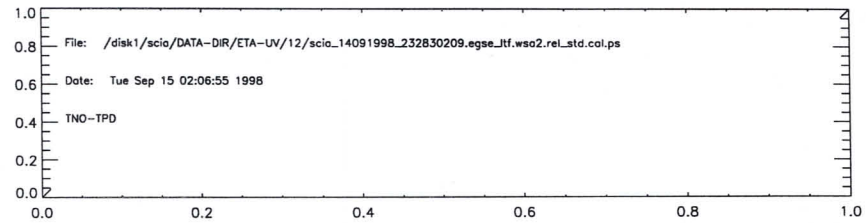
File: /disk1/scia/DATA-DIR/ETA-UV/12/scia_14091998_232830209.egse_ltf.wso2.rel_std.cal.ps
Date: Tue Sep 15 02:06:55 1998
TNO-TPD
1.0
0.8
0.6
0.4
0.2
0.0
0.0
0.2
0.4
0.6
0.8
1.0

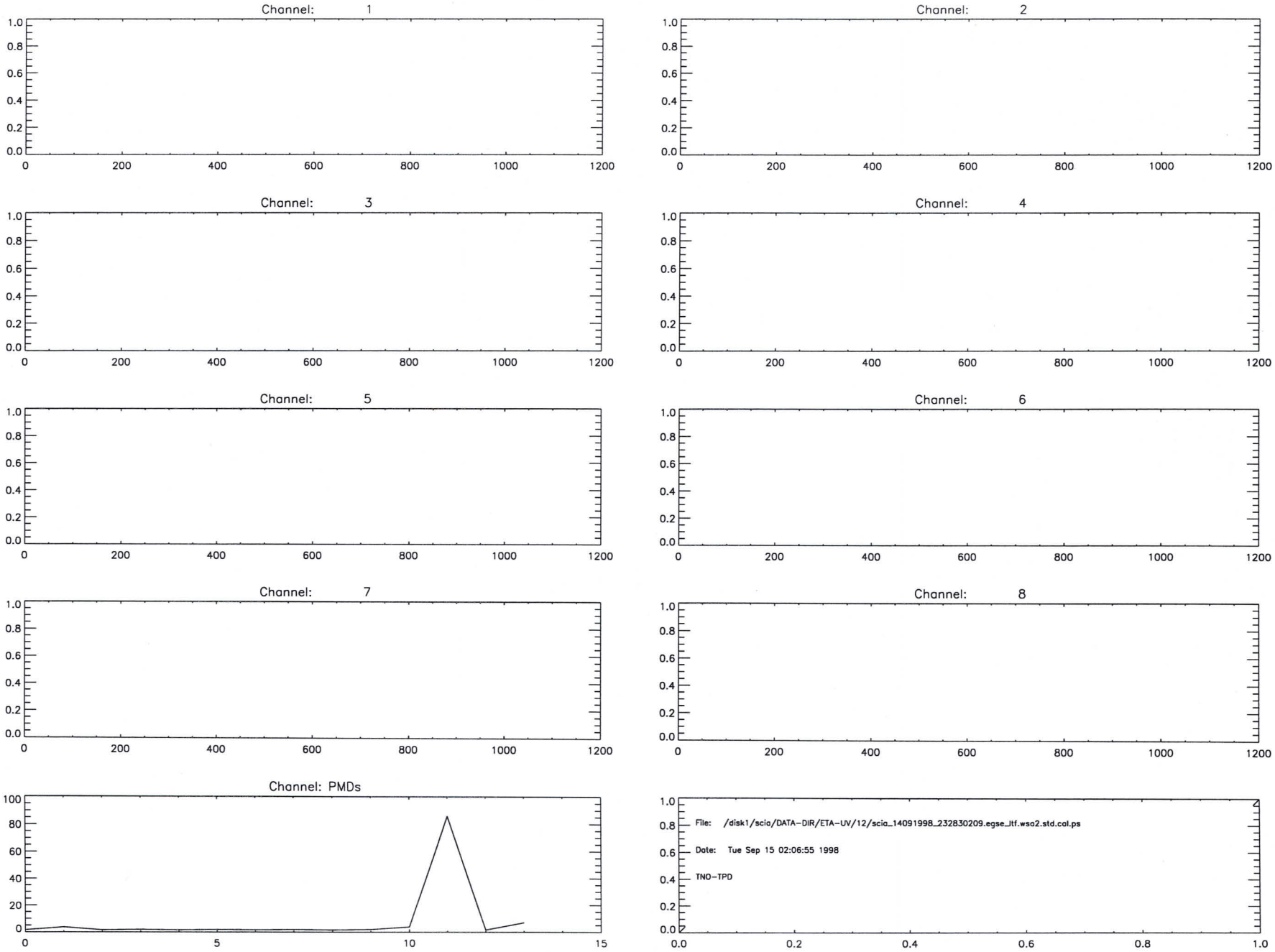
Channel: 1
Channel: 2
Channel: 3
Channel: 4
Channel: 5
Channel: 6
Channel: 7
Channel: 8
Channel: PMDs
File: /disk1/scia/DATA-DIR/ETA-UV/12/scia_14091998_232830209.egse_ltf.wso2.std.cal.ps
Date: Tue Sep 15 02:06:55 1998
TNO-TPD

#####
#####
#####
#####
#####
User: scia6!scia
#####
Title: scia_14091998_232830209.egse_ltf.du1.log
#####
scia6
#####
Printed: Tue 02:09 Sep 15, 1998
#####
Job number: hp6mp-655
#####
#####
#####
#####
#####

```
time       = Tue Sep 15 02:06:38 1998
batch      = du1
Start TOD = Mon 14-Sep-98 23:29:28
End   TOD = Mon 14-Sep-98 23:31:18
Processing= computation of average, standard dev. and rel.standard dev.
```

```
time       = Tue Sep 15 02:07:28 1998
batch      = du2
Start TOD = Mon 14-Sep-98 23:38:45
End   TOD = Mon 14-Sep-98 23:42:17
Processing= computation of average, standard dev. and rel.standard dev.
time       = Tue Sep 15 02:07:36 1998
batch      = du2
Start TOD = Mon 14-Sep-98 23:42:17
End   TOD = Mon 14-Sep-98 23:42:17
Processing= computation of average, standard dev. and rel.standard dev.
```

```
time       = Tue Sep 15 02:07:04 1998
batch      = wpa1
Start TOD = Mon 14-Sep-98 23:35:01
End   TOD = Mon 14-Sep-98 23:36:52
Processing= computation of average, standard dev. and rel.standard dev.
```

```
time       = Tue Sep 15 02:07:13 1998
batch      = wpa2
Start TOD = Mon 14-Sep-98 23:36:52
End   TOD = Mon 14-Sep-98 23:38:45
Processing= computation of average, standard dev. and rel.standard dev.
```

```
time       = Tue Sep 15 02:06:47 1998
batch      = wsa1
Start TOD = Mon 14-Sep-98 23:31:18
End   TOD = Mon 14-Sep-98 23:33:09
Processing= computation of average, standard dev. and rel.standard dev.
```

```
time       = Tue Sep 15 02:06:56 1998
batch      = wsa2
Start TOD = Mon 14-Sep-98 23:33:09
End   TOD = Mon 14-Sep-98 23:35:01
Processing= computation of average, standard dev. and rel.standard dev.
```

Formal Run of Measurement

(Measurement ID) ETA_av_VIS — Limb

Request for Actual Status	-	(cross out entries that are **not** requested.)
Request for Modification	-	(fill in only entries to be modified)
Request for Run	X	(no entries = run based on actual default settings)

Scanner Positions

Formal run § 20.4

Azimuth	-45.000	deg
Elevation	-12.700	deg

Filter at target plane

Timeline for each Data Acquisition Period during Measurement

	1	2	3	4	5	6	7	8	9	10
State ID	9									
Repetitions	8									

State Parameters for States used in Timeline (State ID must be given)

$WL_{filter} \approx 260$ nm

Channel	PET [s] or H#	Co-Adding	PET [s] or H#	Co-Adding	PET [s] or H#	Co-Adding	PET [s] or H#	Co-Adding
1a	16	4						
1b	16	4						
2b	64	1						
2a	64	1						
3	64	1						
4	64	1						
5	64	1						
6	16	9						
7	2	32						
8	2	32						
State ID								

Stimuli Settings for Existing Blocks in Measurement

Block No	Stimuli Setup ID	PPC [deg]	Polarizer [deg]	Shutter open/close	Acquisition Time [s]	Lambda [nm] Start	Stop	Step	Repetition Factor	Message	OS Setup Time [s]
1	2	14	172.2	close	1	240	240	0	1	OU1	12
2.1	2	14	172.2	open	1					WSa#	20
2.2	2	14	172.2	open	1					WSa#	20
3.1	2	14	86.0	open	1					WPa#	20
3.2	2	14	86.0	open	1					WPa#	20
4.1	2	14	86.0	close	1					du2	20
4.2	2	14	86.0	close	1					du2	20
5	2	14	86.0	close	1	240	240	0	1	du2	8

Measurement Data Description

Test Purpose	UTD 53 adapt
Remark	~~Feat quat~~
Data Directory	0258_00.24.53_ETA_UV_VIS_LIMB

Signatures

	Date	Signature
Issued	14/9/98	
< Performed	15/9/98	

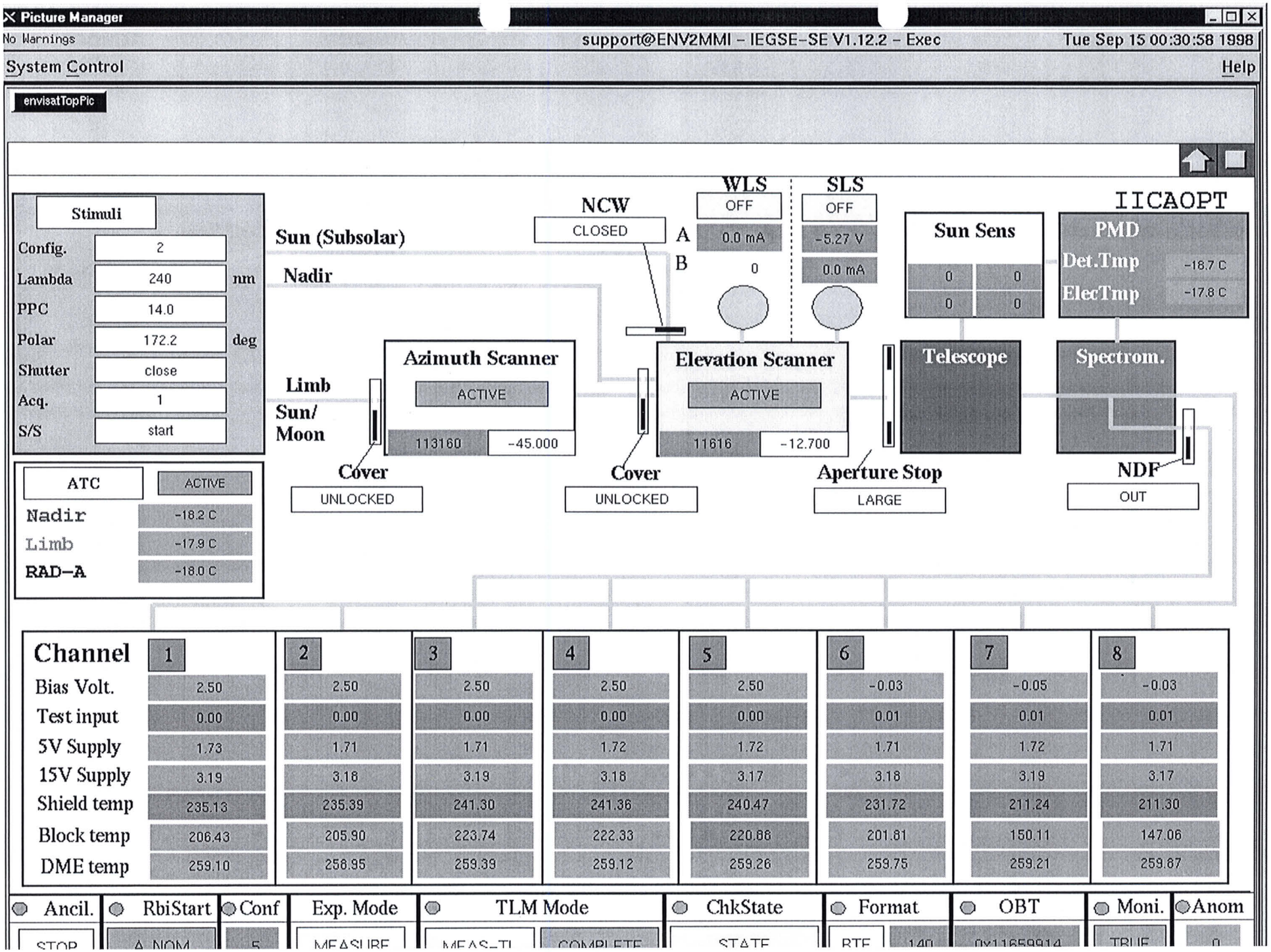
Picture Manager
No Warnings
support@ENV2MMI - IEGSE-SE V1.12.2 - Exec
Tue Sep 15 00:30:58 1998
System Control
Help
envisatTopPic
Stimuli
Config. 2
Lambda 240 nm
PPC 14.0
Polar 172.2 deg
Shutter close
Acq. 1
S/S start
ATC ACTIVE
Nadir -18.2 C
Limb -17.9 C
RAD-A -18.0 C
Sun (Subsolar)
Nadir
Limb
Sun/
Moon
NCW
CLOSED
WLS
OFF
A 0.0 mA
B 0
SLS
OFF
-5.27 V
0.0 mA
Sun Sens
0 0
0 0
IICAOPT
PMD
Det.Tmp -18.7 C
ElecTmp -17.8 C
Azimuth Scanner
ACTIVE
113160 -45.000
Elevation Scanner
ACTIVE
11616 -12.700
Telescope
Spectrom.
Cover
UNLOCKED
Cover
UNLOCKED
Aperture Stop
LARGE
NDF
OUT
Channel 1 2 3 4 5 6 7 8
Bias Volt. 2.50 2.50 2.50 2.50 2.50 -0.03 -0.05 -0.03
Test input 0.00 0.00 0.00 0.00 0.00 0.01 0.01 0.01
5V Supply 1.73 1.71 1.71 1.72 1.72 1.71 1.72 1.71
15V Supply 3.19 3.18 3.19 3.18 3.17 3.18 3.19 3.17
Shield temp 235.13 235.39 241.30 241.36 240.47 231.72 211.24 211.30
Block temp 206.43 205.90 223.74 222.33 220.86 201.81 150.11 147.06
DME temp 259.10 258.95 259.39 259.12 259.26 259.75 259.21 259.67
Ancil.
RbiStart
Conf
Exp. Mode
TLM Mode
ChkState
Format
OBT
Moni.
Anom
STOP
A_NOM
5
MEASURE
MEAS_TL
COMPLETE
STATE
RTE
140
0x11659914
TRUE
0

LOG SHEET SCHIAMACHY CALIBRATION		
Date/Time	**Description of action**	**Measurement directory**
15-9-98	Xtra Straylight msm W_filter = 260 nm filter at target plane. cdwpc folder: 0258-00.24.53_ETA_UV_V13_LIMB → new folder ~/DATA-DR/ETA-UV/13 cal-raw2l1f. run_aerscia → graphs ok, same trends as previous ('ETA-UV/12 dir) msm.	1

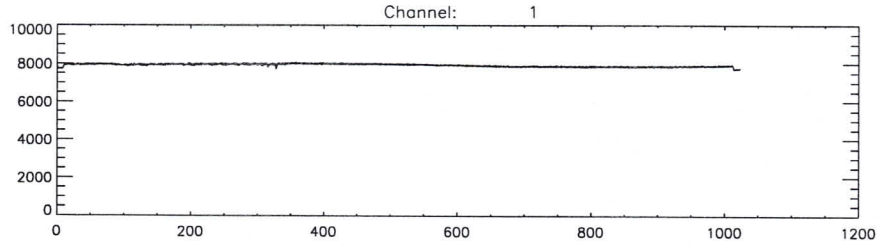
Channel: 1
10000
8000
6000
4000
2000
0
0
200
400
600
800
1000
1200

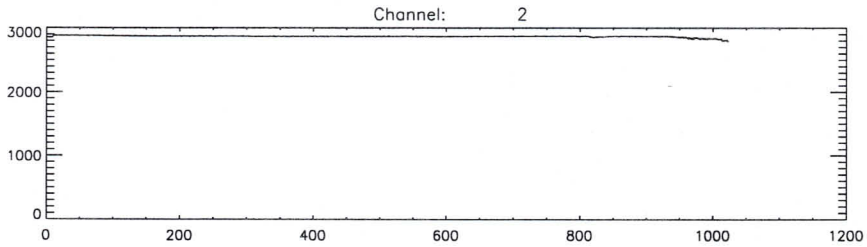
Channel: 2
3000
2000
1000
0
0
200
400
600
800
1000
1200

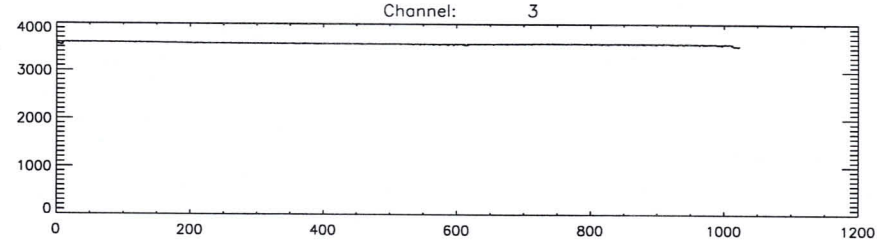
Channel: 3
4000
3000
2000
1000
0
0
200
400
600
800
1000
1200

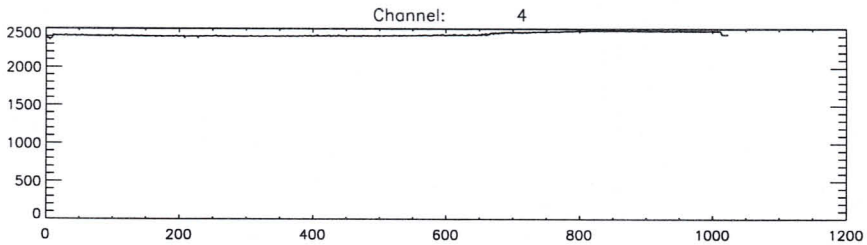
Channel: 4
2500
2000
1500
1000
500
0
0
200
400
600
800
1000
1200

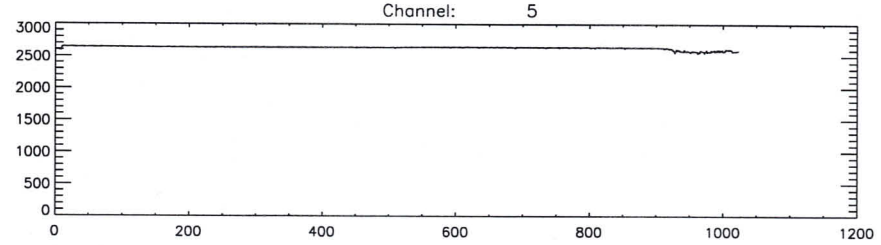
Channel: 5
3000
2500
2000
1500
1000
500
0
0
200
400
600
800
1000
1200

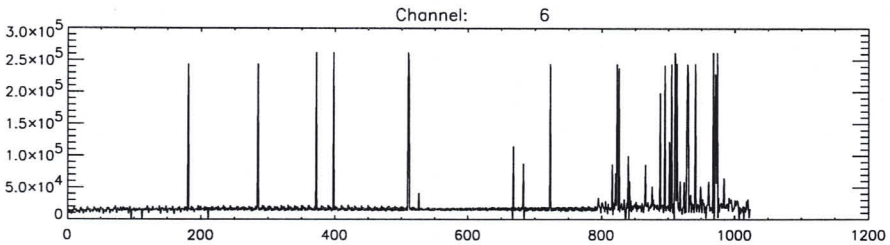
Channel: 6
3.0x10^5
2.5x10^5
2.0x10^5
1.5x10^5
1.0x10^5
5.0x10^4
0
0
200
400
600
800
1000
1200

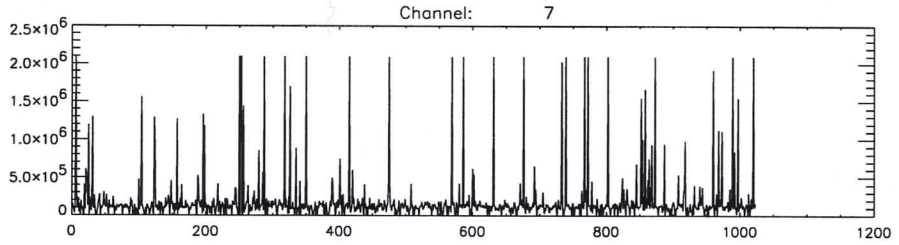
Channel: 7
2.5x10^6
2.0x10^6
1.5x10^6
1.0x10^6
5.0x10^5
0
0
200
400
600
800
1000
1200

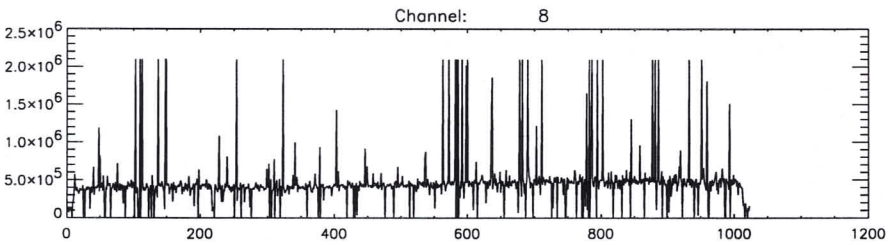
Channel: 8
2.5x10^6
2.0x10^6
1.5x10^6
1.0x10^6
5.0x10^5
0
0
200
400
600
800
1000
1200

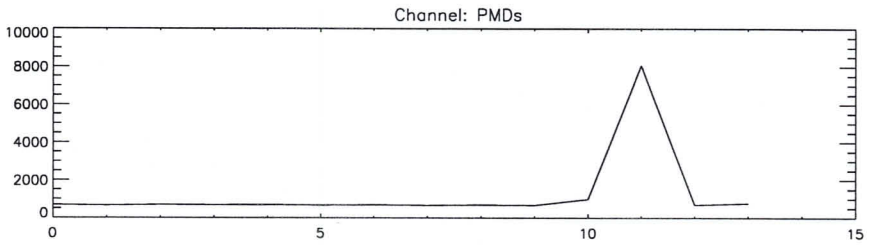
Channel: PMDs
10000
8000
6000
4000
2000
0
0
5
10
15

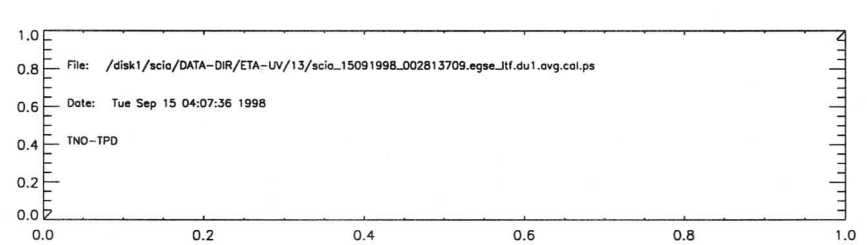
1.0
0.8
0.6
0.4
0.2
0.0
File: /disk1/scia/DATA-DIR/ETA-UV/13/scia_15091998_002813709.egse_ltf.du1.avg.cal.ps
Date: Tue Sep 15 04:07:36 1998
TNO-TPD
0.0
0.2
0.4
0.6
0.8
1.0

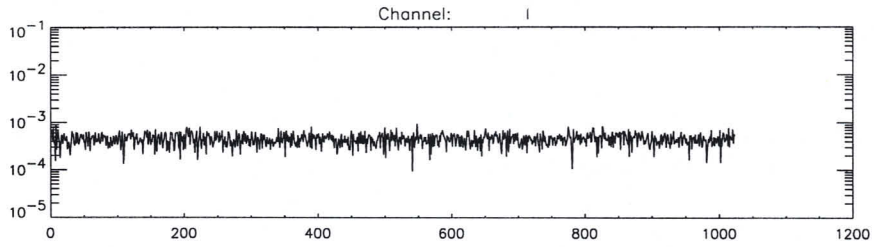
Channel: 1

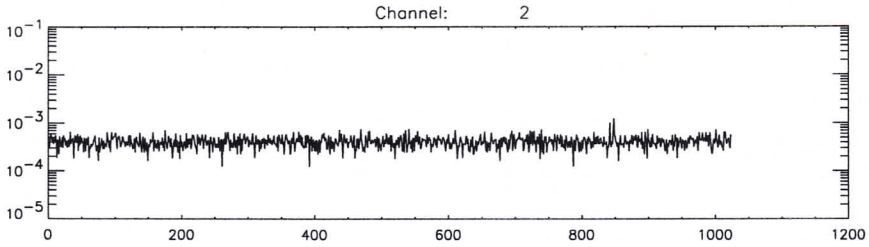
Channel: 2

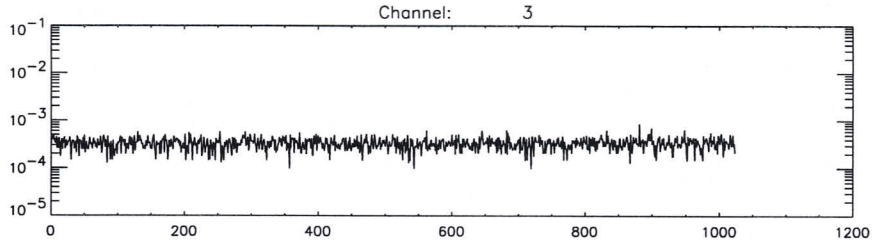
Channel: 3

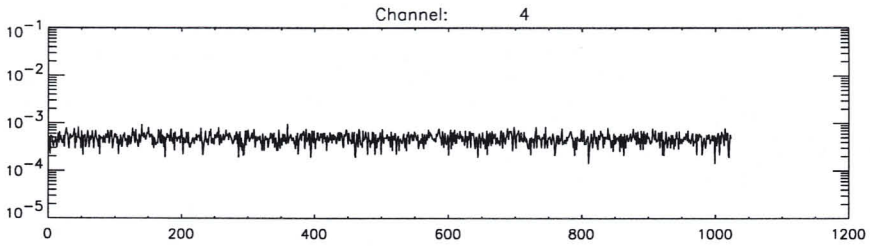
Channel: 4

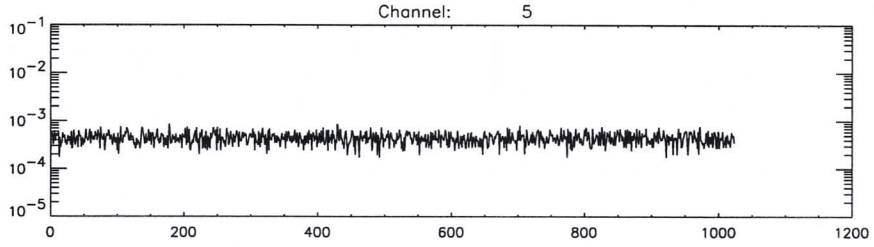
Channel: 5

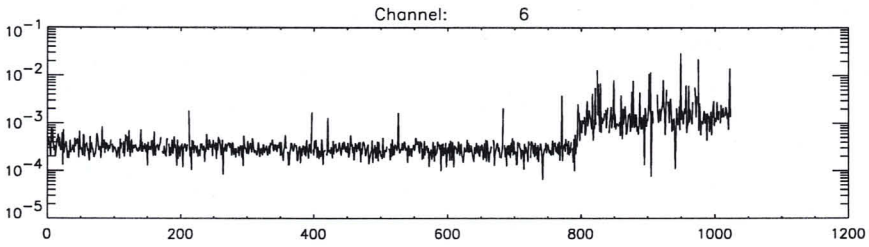
Channel: 6

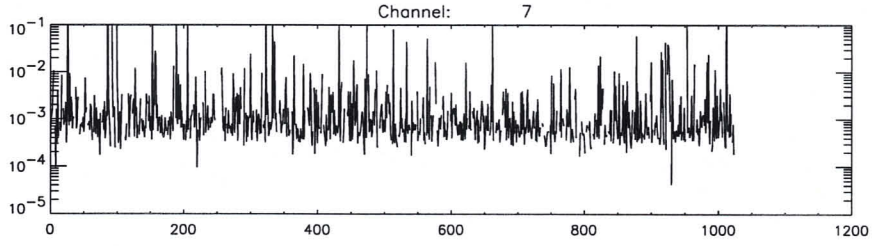
Channel: 7

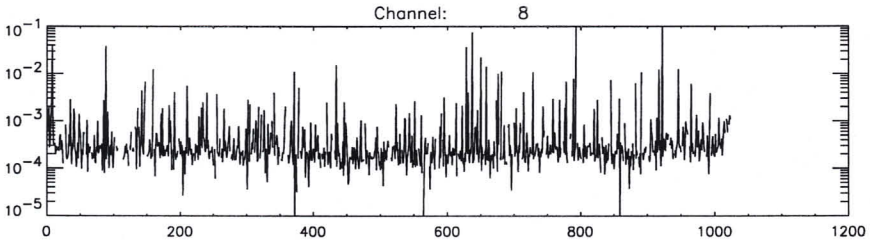
Channel: 8

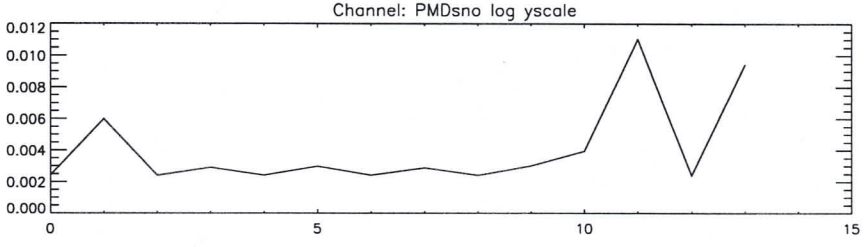
Channel: PMDsno log yscale

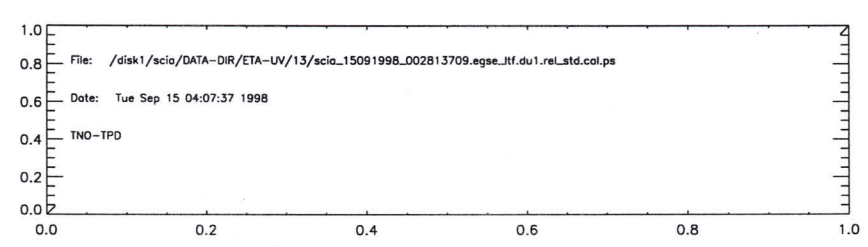
File: /disk1/scia/DATA-DIR/ETA-UV/13/scia_15091998_002813709.egse_ltf.du1.rel_std.cal.ps
Date: Tue Sep 15 04:07:37 1998
TNO-TPD

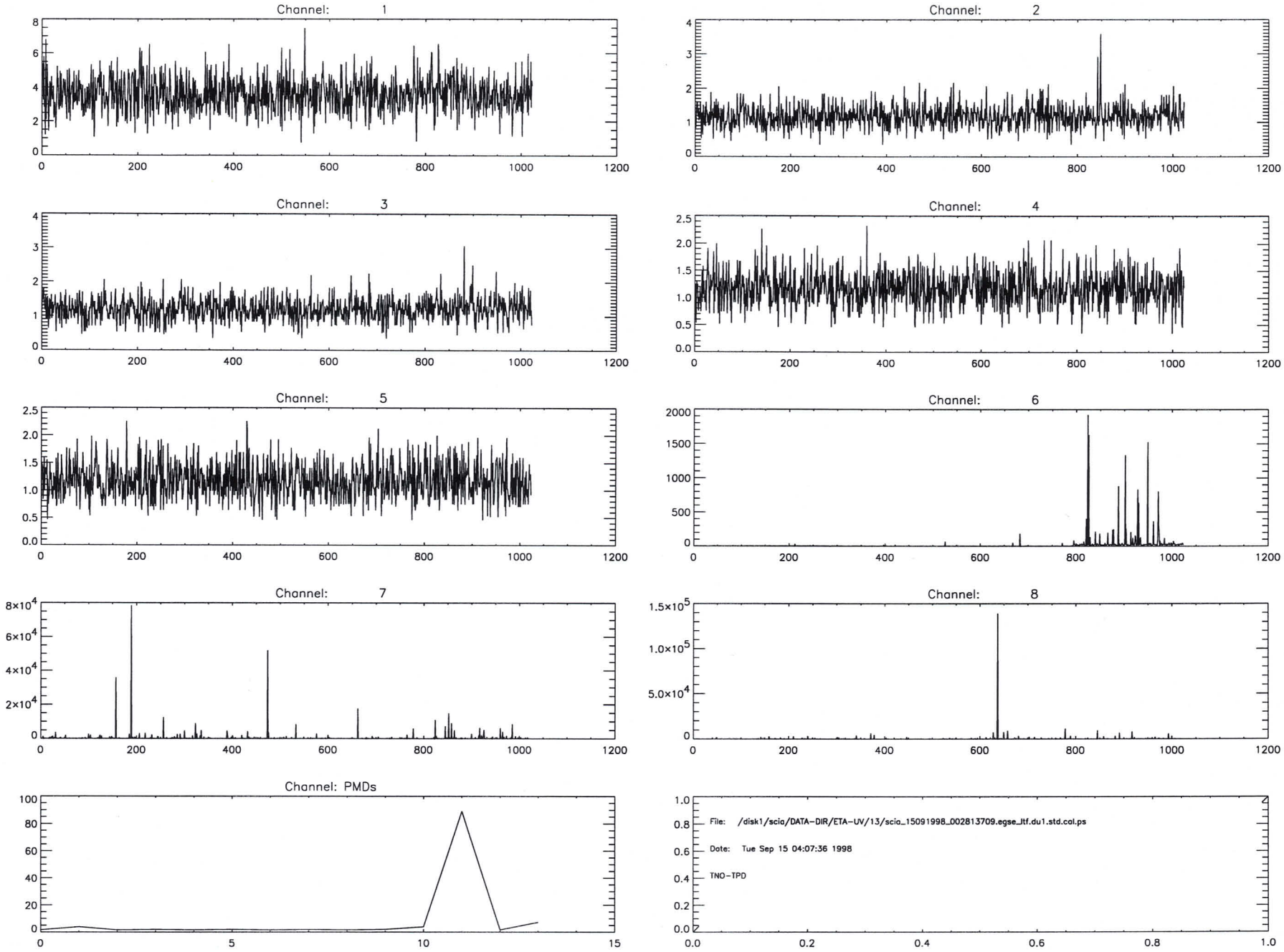
Channel: 1
Channel: 2
Channel: 3
Channel: 4
Channel: 5
Channel: 6
Channel: 7
Channel: 8
Channel: PMDs
File: /disk1/scia/DATA-DIR/ETA-UV/13/scia_15091998_002813709.egse_ltf.du1.std.col.ps
Date: Tue Sep 15 04:07:36 1998
TNO-TPD

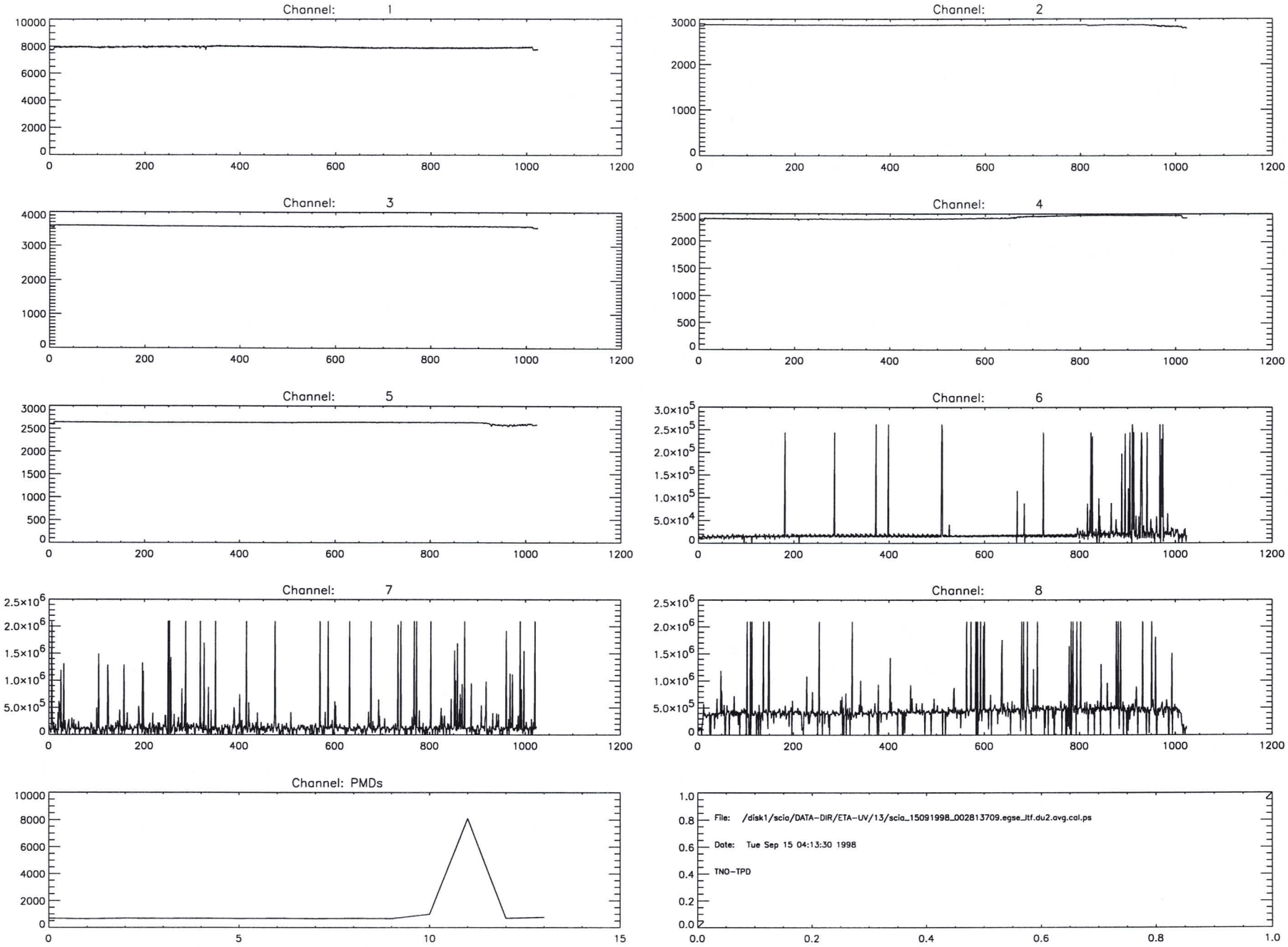
Channel: 1
Channel: 2
Channel: 3
Channel: 4
Channel: 5
Channel: 6
Channel: 7
Channel: 8
Channel: PMDs
File: /disk1/scia/DATA-DIR/ETA-UV/13/scia_15091998_002813709.egse_itf.du2.avg.cal.ps
Date: Tue Sep 15 04:13:30 1998
TNO-TPD

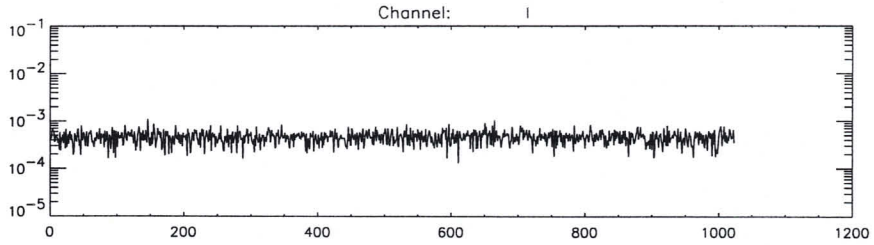
Channel: 1

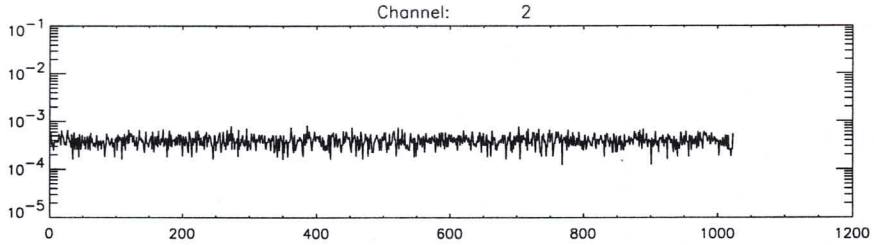
Channel: 2

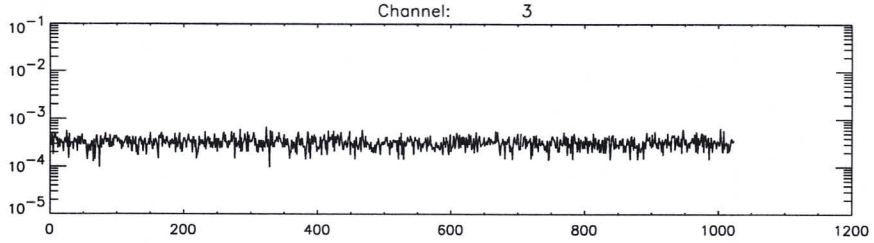
Channel: 3

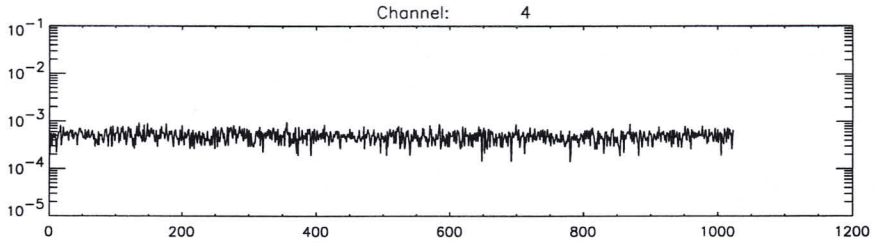
Channel: 4

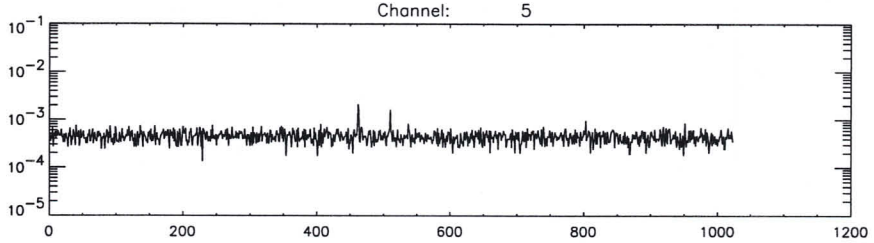
Channel: 5

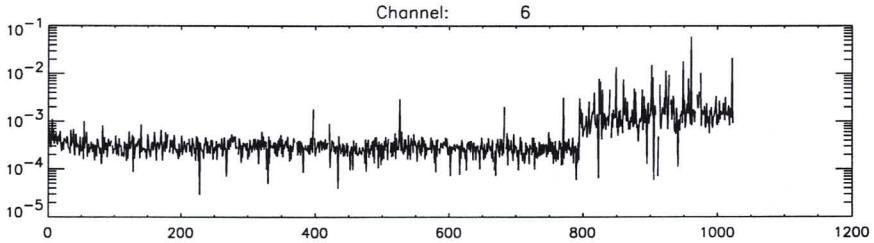
Channel: 6

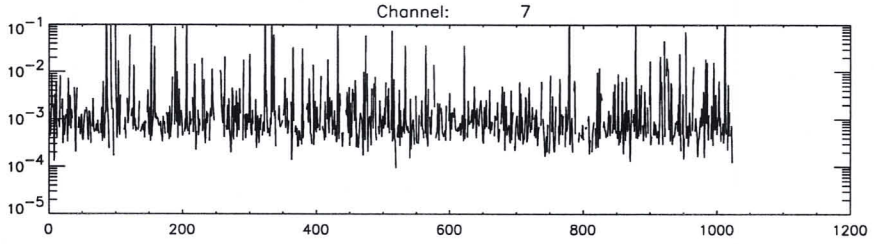
Channel: 7

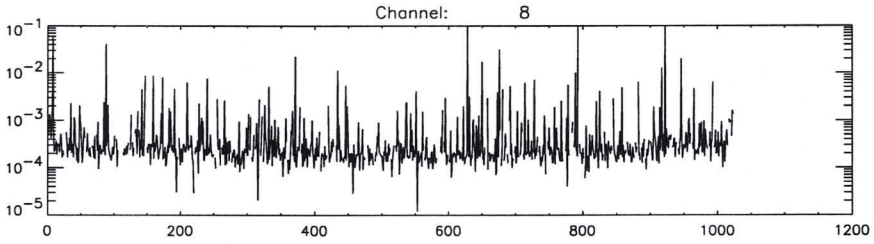
Channel: 8

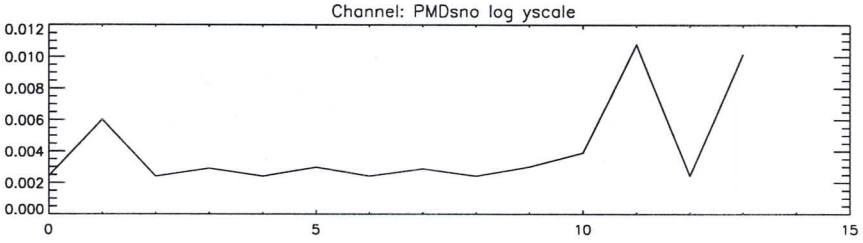
Channel: PMDsno log yscale

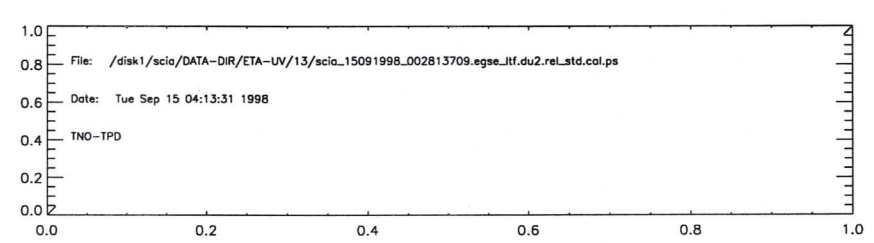
File: /disk1/scia/DATA-DIR/ETA-UV/13/scia_15091998_002813709.egse_ltf.du2.rel_std.cal.ps
Date: Tue Sep 15 04:13:31 1998
TNO-TPD

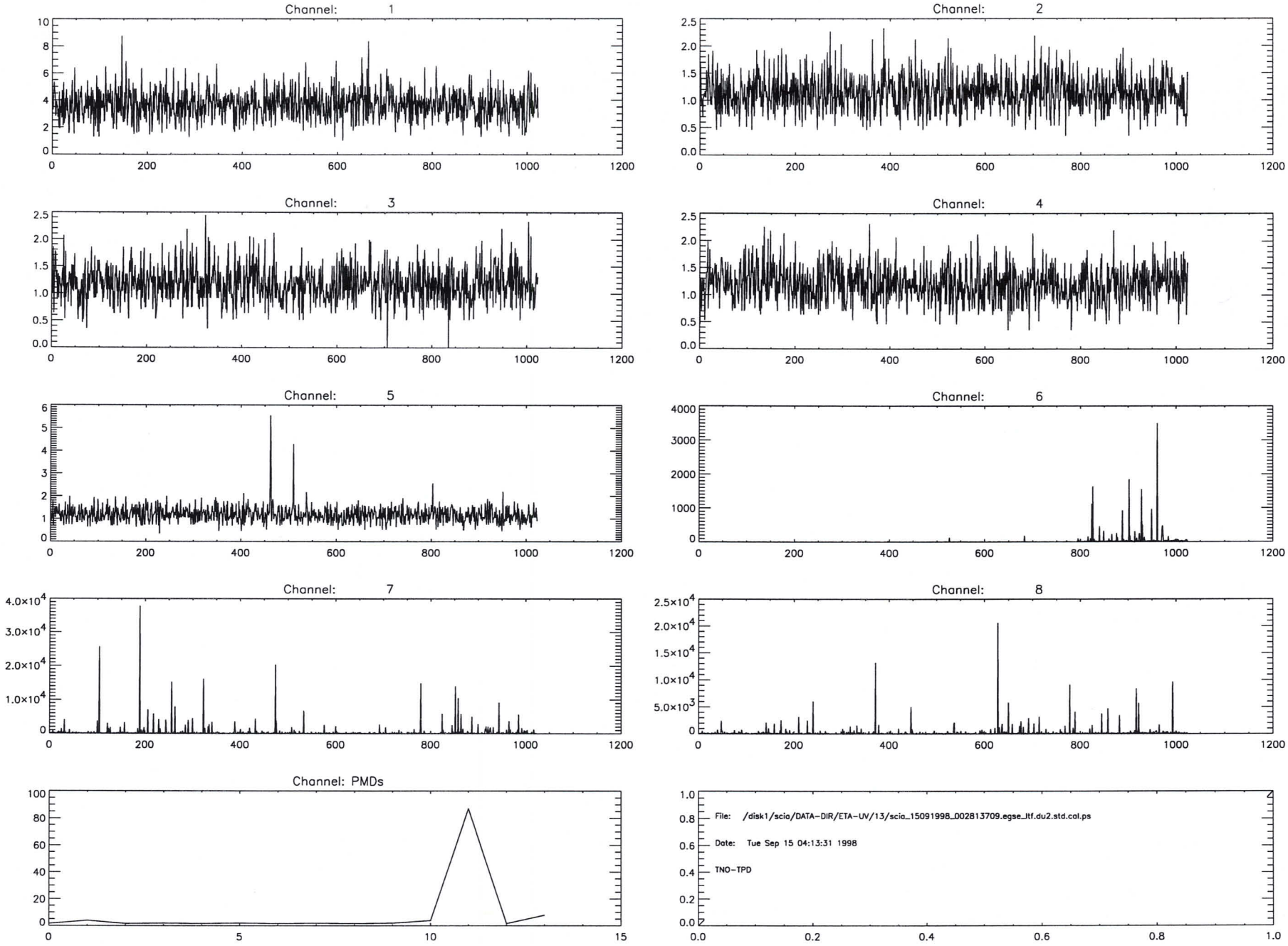
Channel: 1
Channel: 2
Channel: 3
Channel: 4
Channel: 5
Channel: 6
Channel: 7
Channel: 8
Channel: PMDs
File: /disk1/scia/DATA-DIR/ETA-UV/13/scia_15091998_002813709.egse_ltf.du2.std.cal.ps
Date: Tue Sep 15 04:13:31 1998
TNO-TPD

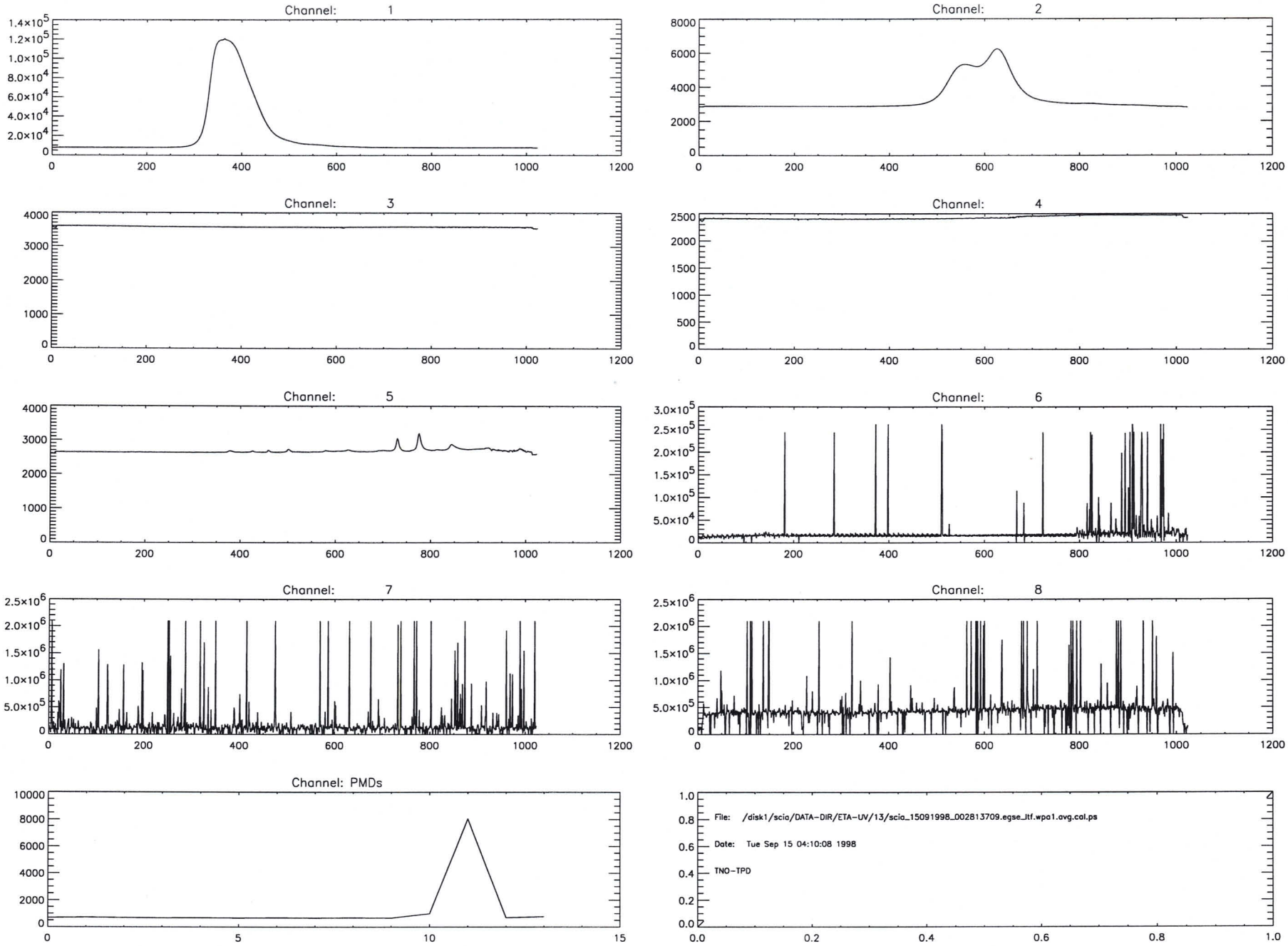
Channel: 1
Channel: 2
Channel: 3
Channel: 4
Channel: 5
Channel: 6
Channel: 7
Channel: 8
Channel: PMDs
File: /disk1/scia/DATA-DIR/ETA-UV/13/scia_15091998_002813709.egse_ltf.wpa1.avg.cal.ps
Date: Tue Sep 15 04:10:08 1998
TNO-TPD

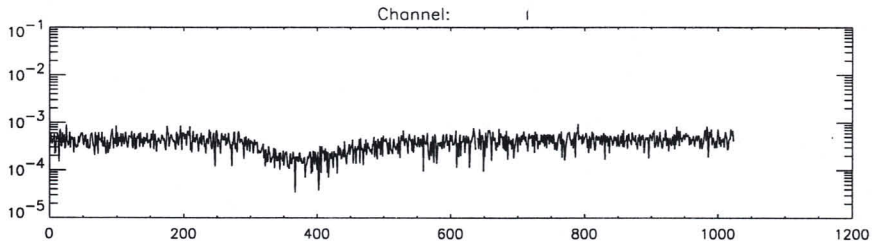
Channel: 1
10^{-1}
10^{-2}
10^{-3}
10^{-4}
10^{-5}
0
200
400
600
800
1000
1200

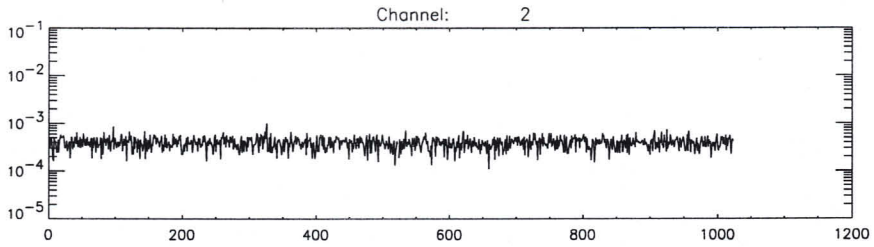
Channel: 2
10^{-1}
10^{-2}
10^{-3}
10^{-4}
10^{-5}
0
200
400
600
800
1000
1200

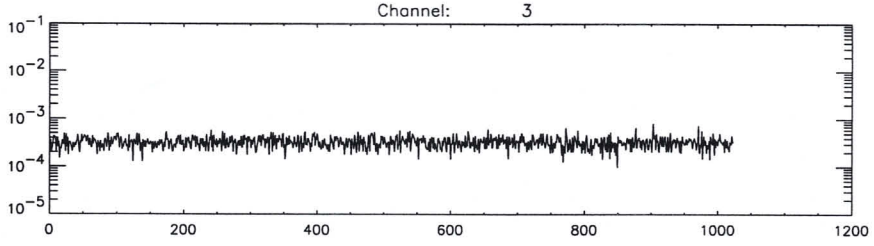
Channel: 3
10^{-1}
10^{-2}
10^{-3}
10^{-4}
10^{-5}
0
200
400
600
800
1000
1200

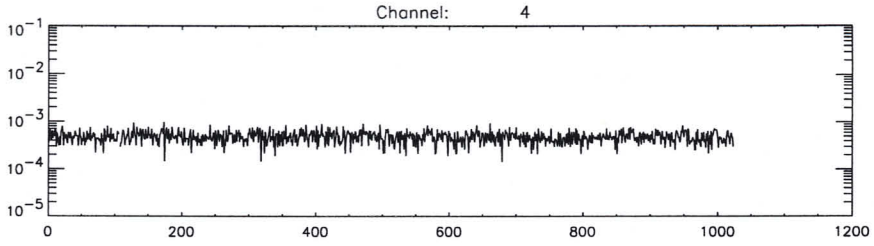
Channel: 4
10^{-1}
10^{-2}
10^{-3}
10^{-4}
10^{-5}
0
200
400
600
800
1000
1200

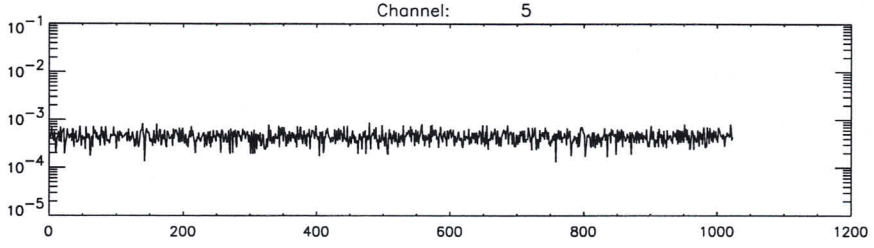
Channel: 5
10^{-1}
10^{-2}
10^{-3}
10^{-4}
10^{-5}
0
200
400
600
800
1000
1200

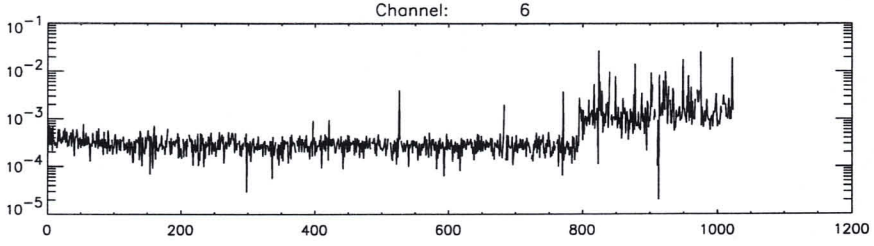
Channel: 6
10^{-1}
10^{-2}
10^{-3}
10^{-4}
10^{-5}
0
200
400
600
800
1000
1200

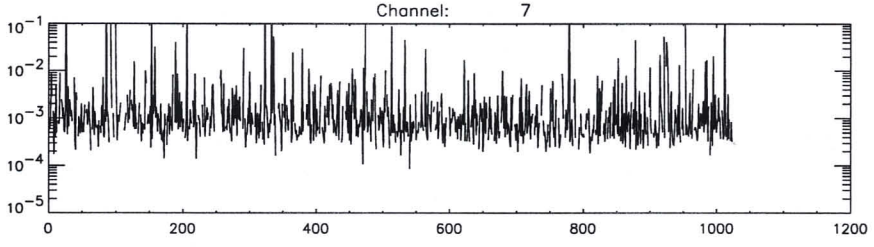
Channel: 7
10^{-1}
10^{-2}
10^{-3}
10^{-4}
10^{-5}
0
200
400
600
800
1000
1200

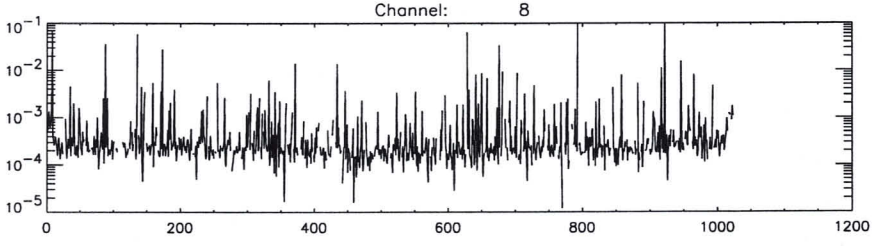
Channel: 8
10^{-1}
10^{-2}
10^{-3}
10^{-4}
10^{-5}
0
200
400
600
800
1000
1200

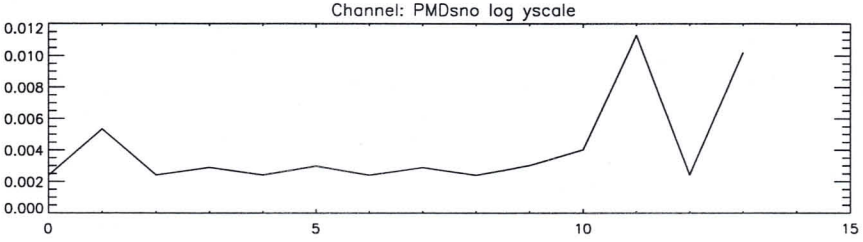
Channel: PMDsno log yscale
0.012
0.010
0.008
0.006
0.004
0.002
0.000
0
5
10
15

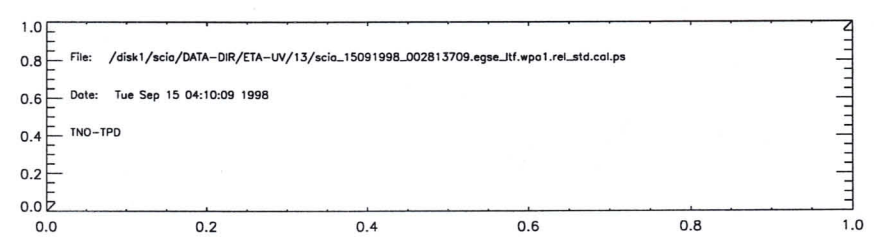
File: /disk1/scia/DATA-DIR/ETA-UV/13/scia_15091998_002813709.egse_ltf.wpa1.rel_std.cal.ps
Date: Tue Sep 15 04:10:09 1998
TNO-TPD
1.0
0.8
0.6
0.4
0.2
0.0
0.0
0.2
0.4
0.6
0.8
1.0

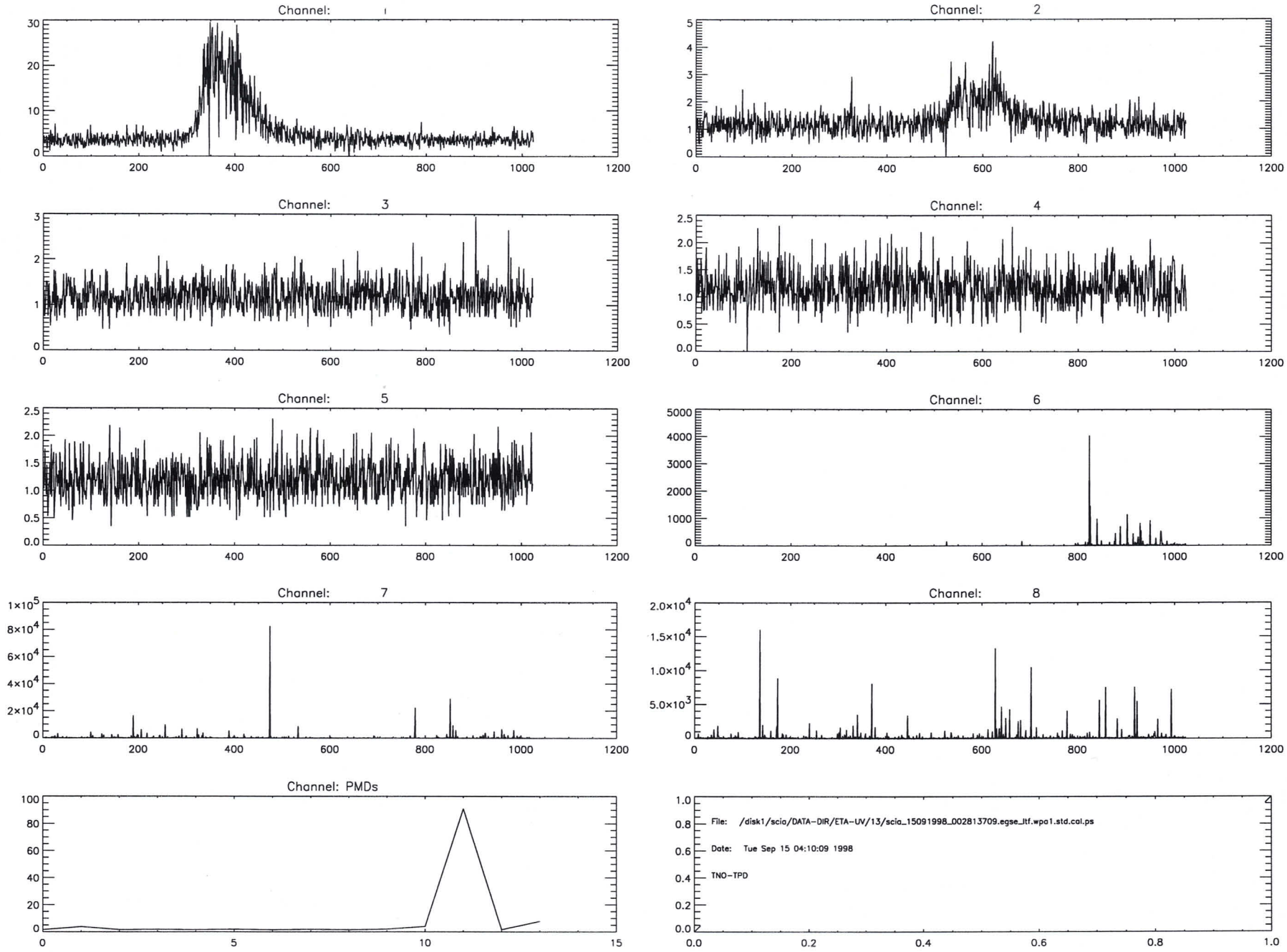
Channel: 1
Channel: 2
Channel: 3
Channel: 4
Channel: 5
Channel: 6
Channel: 7
Channel: 8
Channel: PMDs
File: /disk1/scia/DATA-DIR/ETA-UV/13/scia_15091998_002813709.egse_ltf.wpa1.std.cal.ps
Date: Tue Sep 15 04:10:09 1998
TNO-TPD

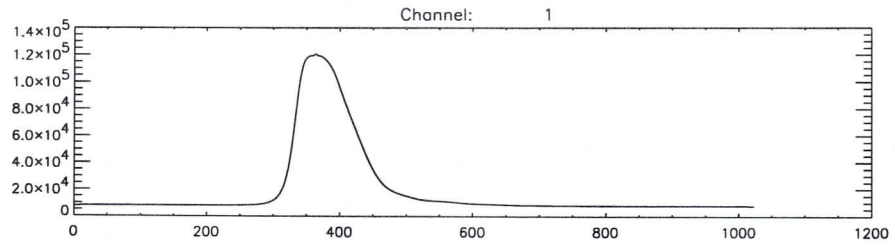
Channel: 1
1.4×10^5
1.2×10^5
1.0×10^5
8.0×10^4
6.0×10^4
4.0×10^4
2.0×10^4
0
0
200
400
600
800
1000
1200

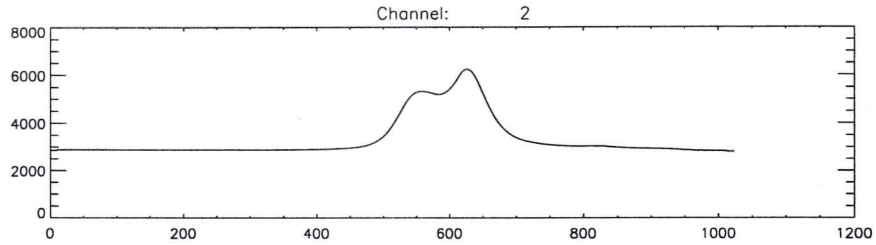
Channel: 2
8000
6000
4000
2000
0
0
200
400
600
800
1000
1200

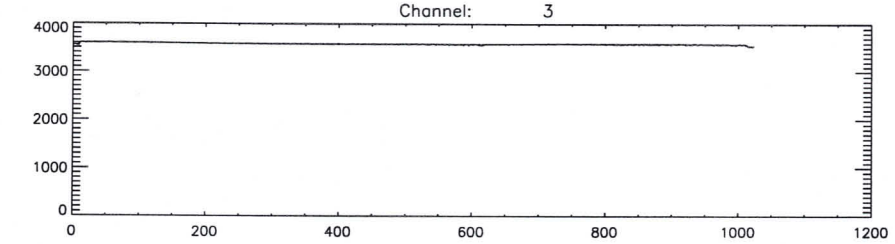
Channel: 3
4000
3000
2000
1000
0
0
200
400
600
800
1000
1200

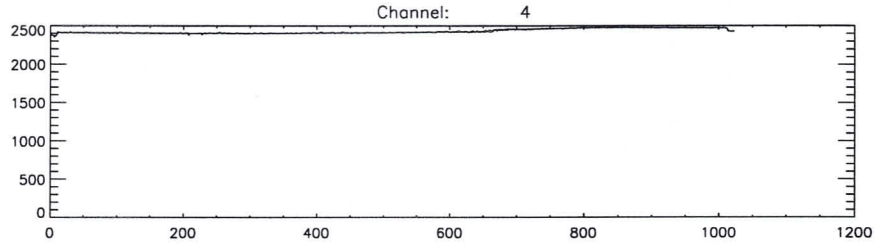
Channel: 4
2500
2000
1500
1000
500
0
0
200
400
600
800
1000
1200

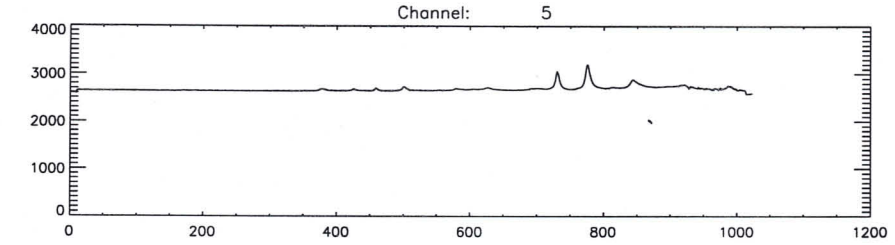
Channel: 5
4000
3000
2000
1000
0
0
200
400
600
800
1000
1200

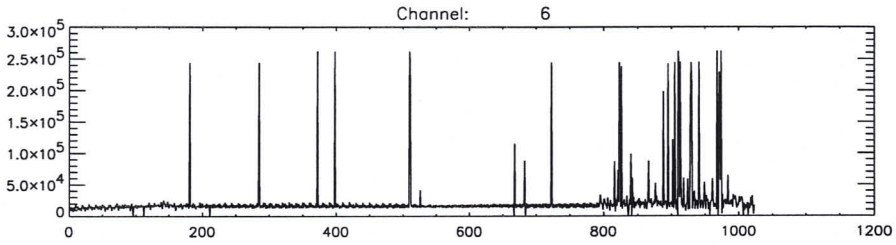
Channel: 6
3.0×10^5
2.5×10^5
2.0×10^5
1.5×10^5
1.0×10^5
5.0×10^4
0
0
200
400
600
800
1000
1200

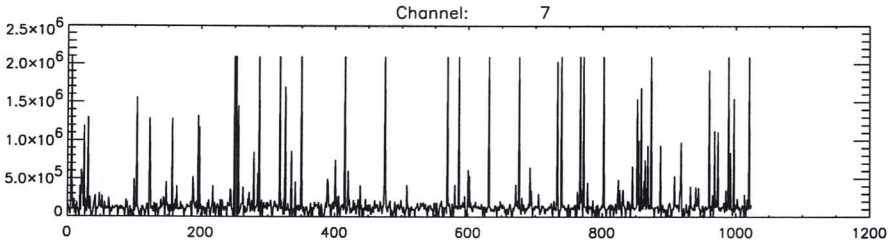
Channel: 7
2.5×10^6
2.0×10^6
1.5×10^6
1.0×10^6
5.0×10^5
0
0
200
400
600
800
1000
1200

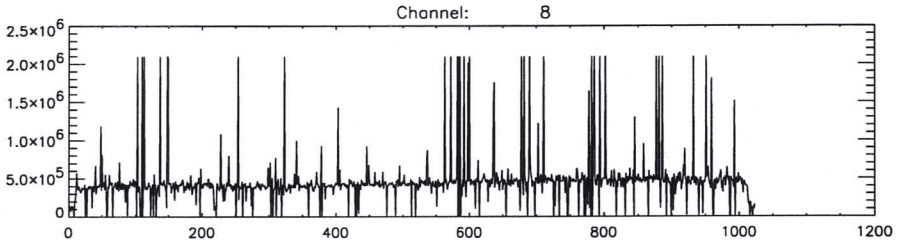
Channel: 8
2.5×10^6
2.0×10^6
1.5×10^6
1.0×10^6
5.0×10^5
0
0
200
400
600
800
1000
1200

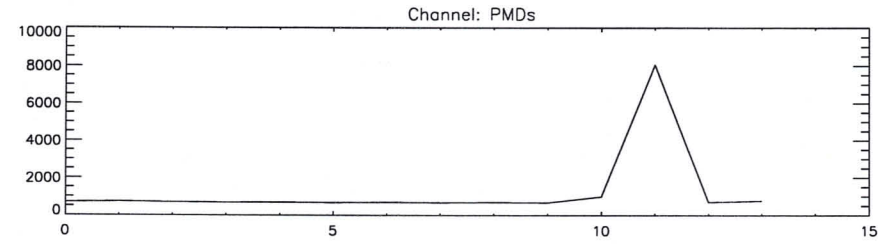
Channel: PMDs
10000
8000
6000
4000
2000
0
0
5
10
15

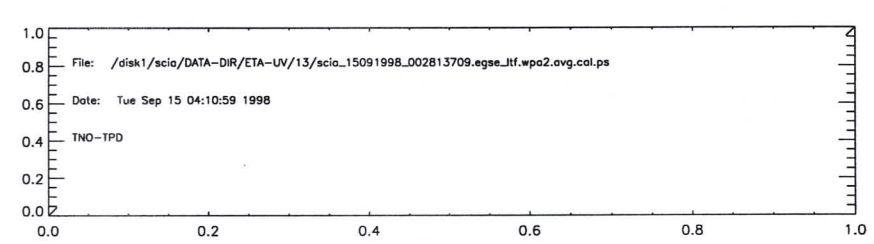
File: /disk1/scia/DATA-DIR/ETA-UV/13/scia_15091998_002813709.egse_ltf.wpa2.avg.cal.ps
Date: Tue Sep 15 04:10:59 1998
TNO-TPD
1.0
0.8
0.6
0.4
0.2
0.0
0.0
0.2
0.4
0.6
0.8
1.0

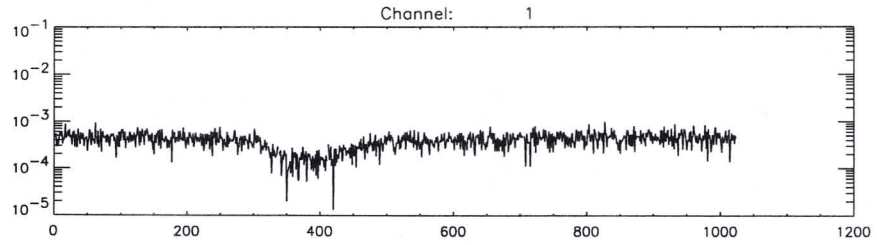
Channel: 1

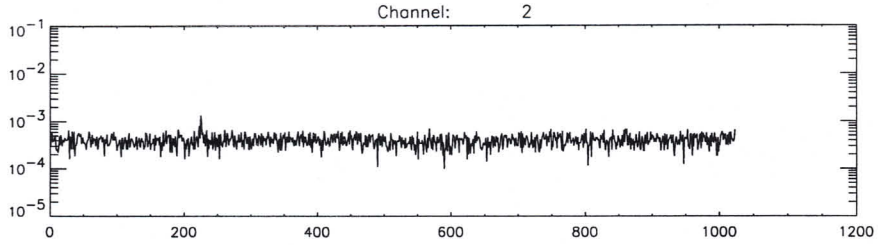
Channel: 2

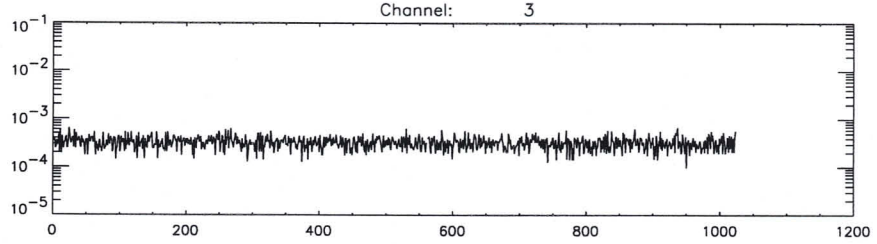
Channel: 3

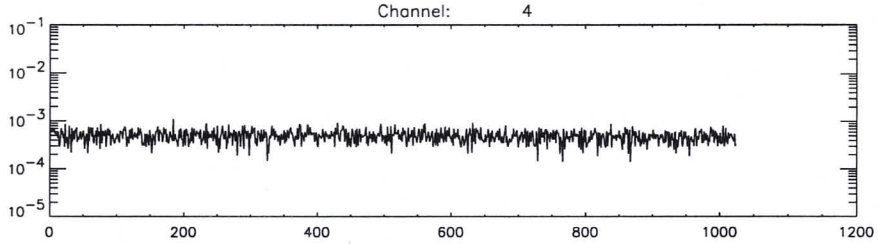
Channel: 4

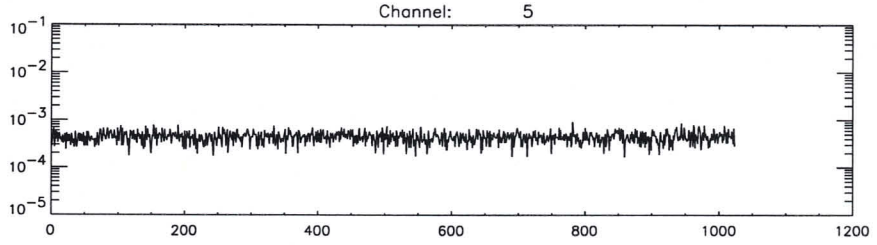
Channel: 5

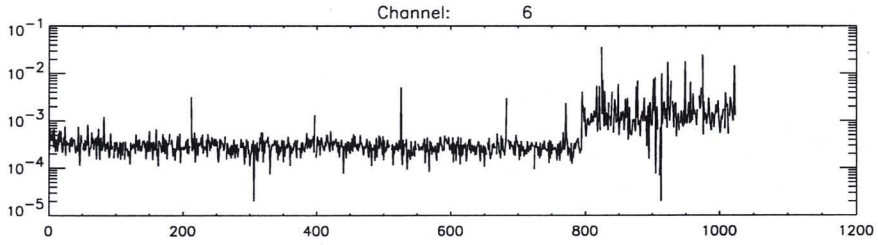
Channel: 6

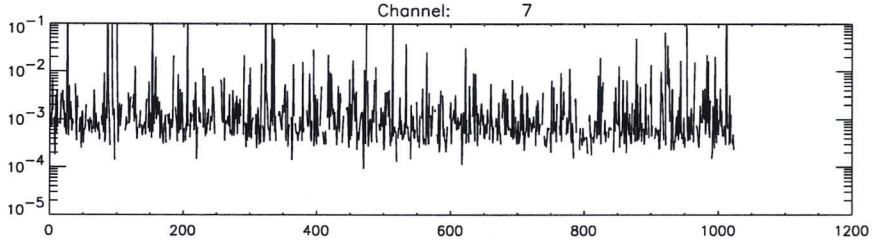
Channel: 7

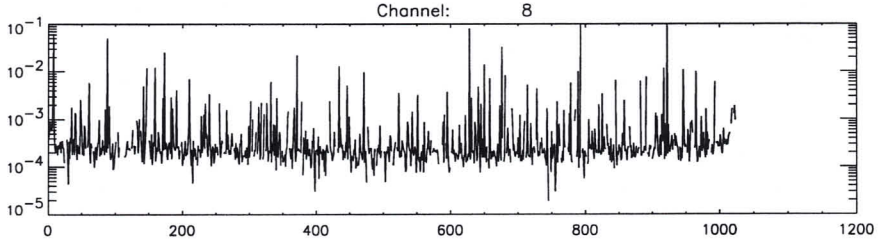
Channel: 8

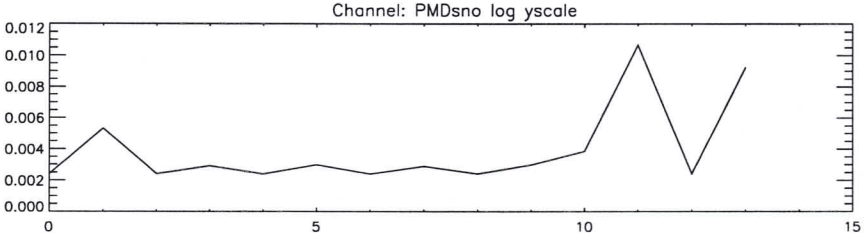
Channel: PMDsno log yscale

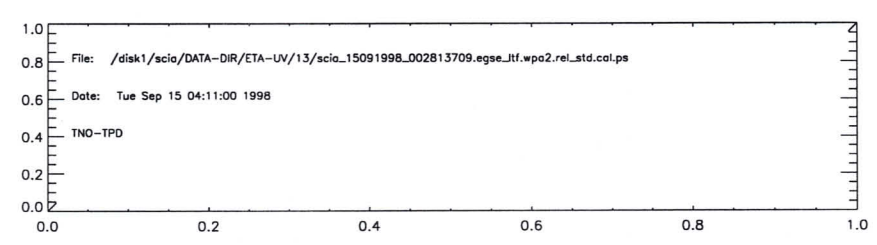
File: /disk1/scia/DATA-DIR/ETA-UV/13/scia_15091998_002813709.egse_ltf.wpa2.rel_std.cal.ps
Date: Tue Sep 15 04:11:00 1998
TNO-TPD

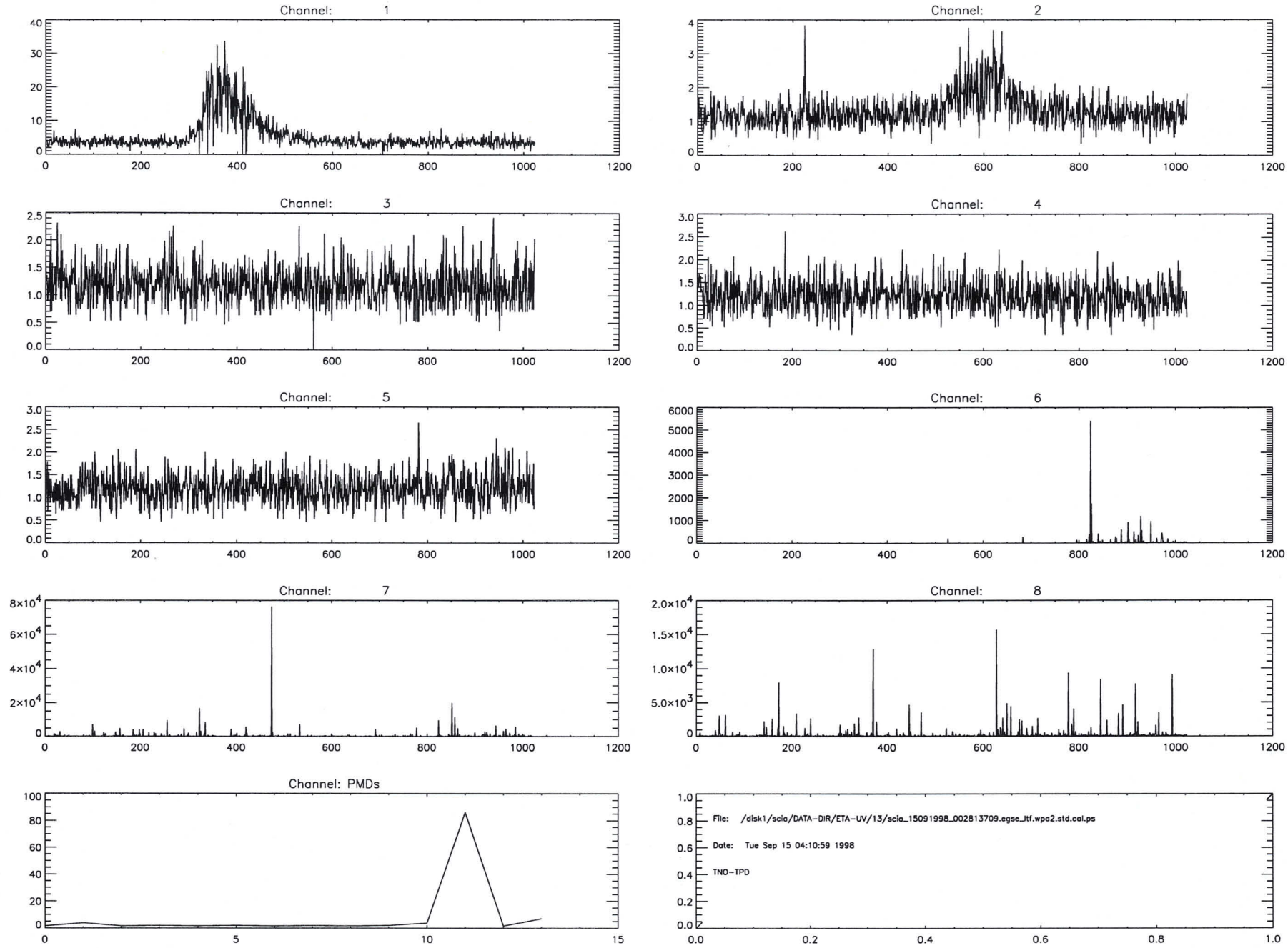
Channel: 1
Channel: 2
Channel: 3
Channel: 4
Channel: 5
Channel: 6
Channel: 7
Channel: 8
Channel: PMDs
File: /disk1/scia/DATA-DIR/ETA-UV/13/scia_15091998_002813709.egse_itf.wpa2.std.cal.ps
Date: Tue Sep 15 04:10:59 1998
TNO-TPD

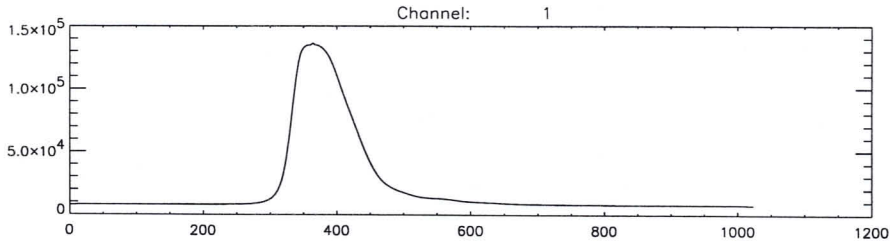
Channel: 1
1.5×10^5
1.0×10^5
5.0×10^4
0
0
200
400
600
800
1000
1200

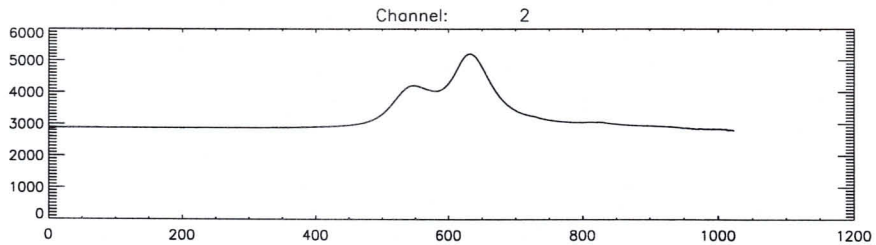
Channel: 2
6000
5000
4000
3000
2000
1000
0
0
200
400
600
800
1000
1200

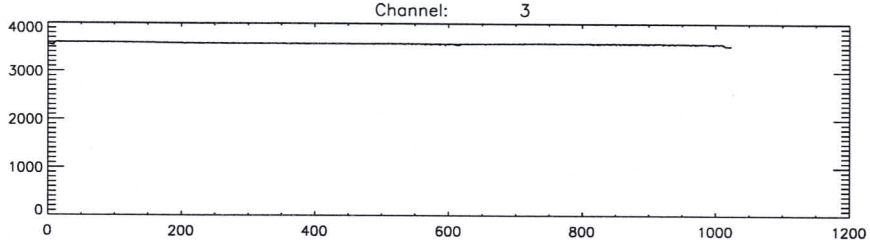
Channel: 3
4000
3000
2000
1000
0
0
200
400
600
800
1000
1200

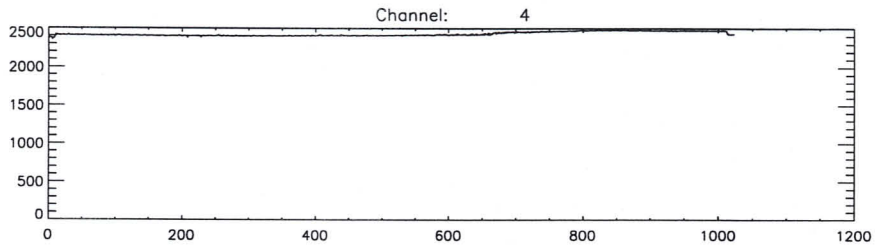
Channel: 4
2500
2000
1500
1000
500
0
0
200
400
600
800
1000
1200

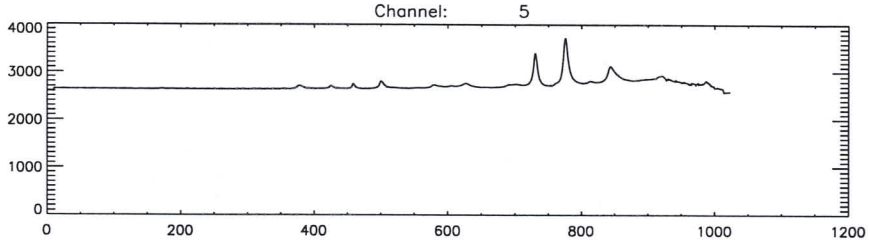
Channel: 5
4000
3000
2000
1000
0
0
200
400
600
800
1000
1200

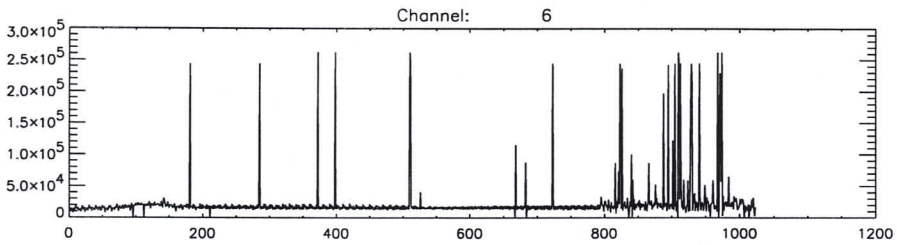
Channel: 6
3.0×10^5
2.5×10^5
2.0×10^5
1.5×10^5
1.0×10^5
5.0×10^4
0
0
200
400
600
800
1000
1200

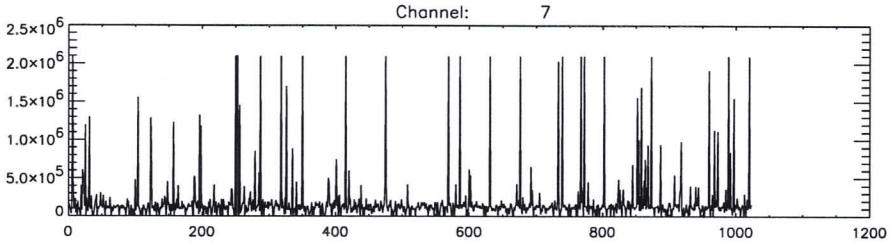
Channel: 7
2.5×10^6
2.0×10^6
1.5×10^6
1.0×10^6
5.0×10^5
0
0
200
400
600
800
1000
1200

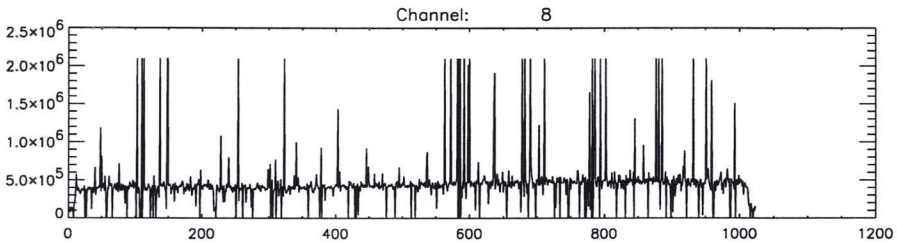
Channel: 8
2.5×10^6
2.0×10^6
1.5×10^6
1.0×10^6
5.0×10^5
0
0
200
400
600
800
1000
1200

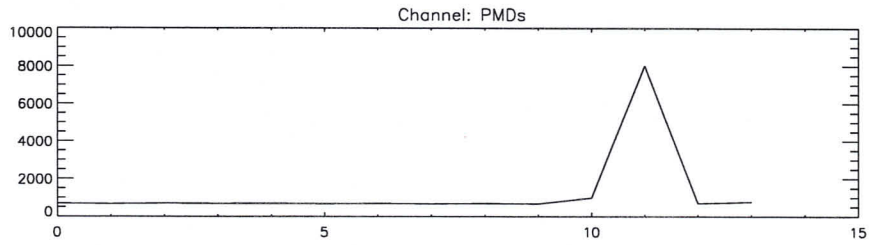
Channel: PMDs
10000
8000
6000
4000
2000
0
0
5
10
15

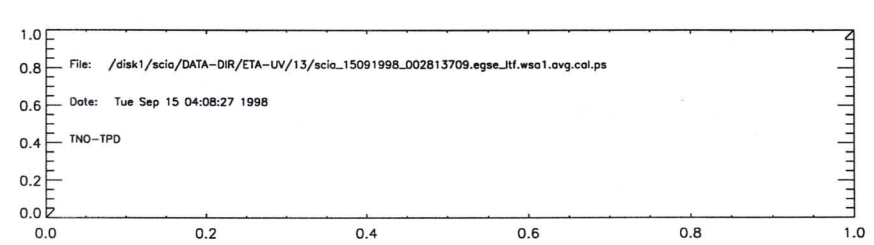
File: /disk1/scia/DATA-DIR/ETA-UV/13/scia_15091998_002813709.egse_ltf.wsa1.avg.cal.ps
Date: Tue Sep 15 04:08:27 1998
TNO-TPD
1.0
0.8
0.6
0.4
0.2
0.0
0.0
0.2
0.4
0.6
0.8
1.0

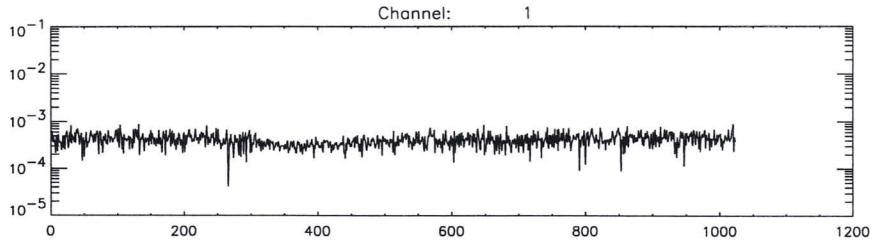
Channel: 1

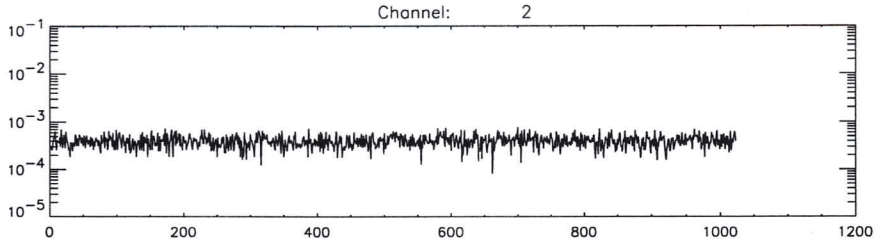
Channel: 2

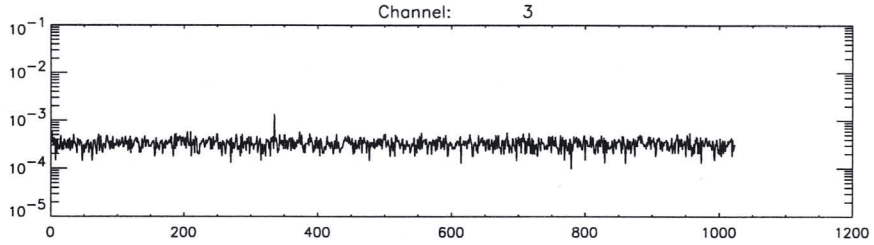
Channel: 3

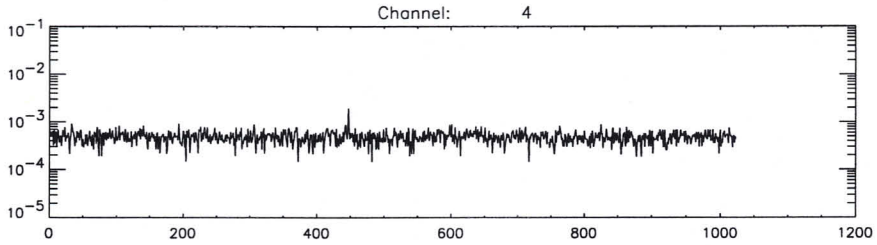
Channel: 4

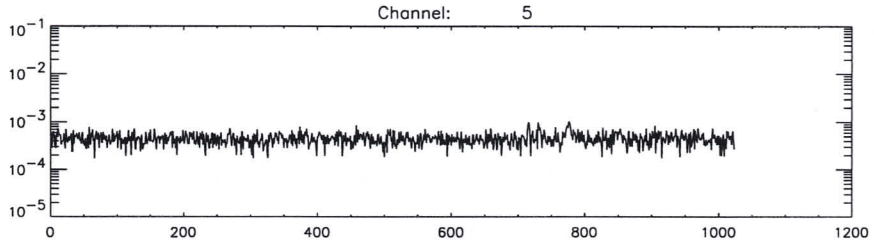
Channel: 5

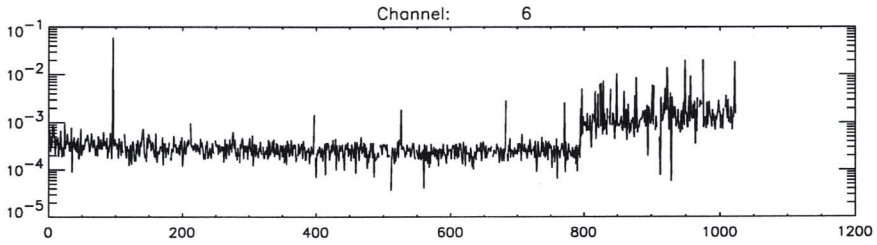
Channel: 6

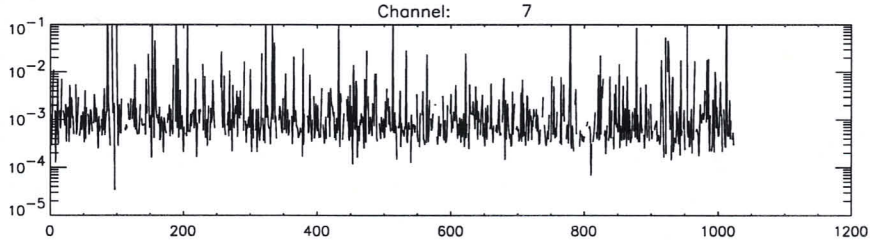
Channel: 7

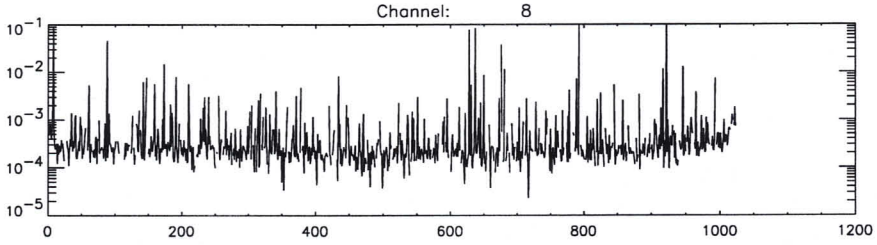
Channel: 8

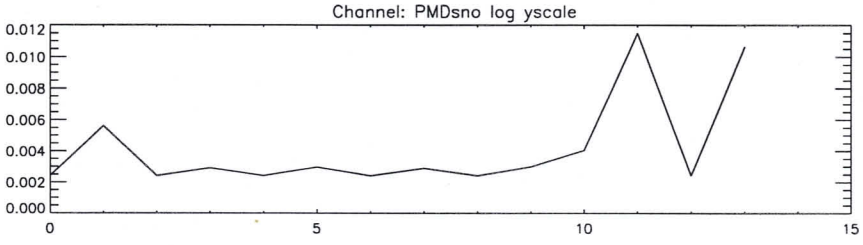
Channel: PMDsno log yscale

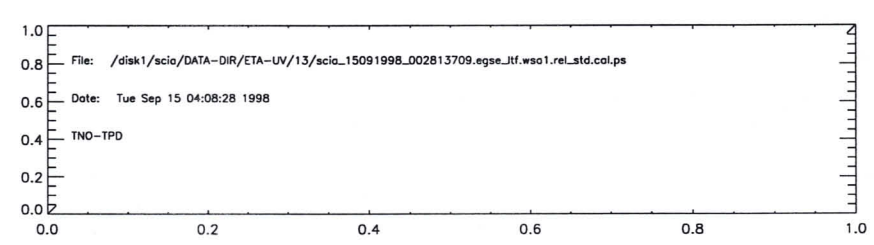
File: /disk1/scia/DATA-DIR/ETA-UV/13/scia_15091998_002813709.egse_ltf.wsa1.rel_std.cal.ps
Date: Tue Sep 15 04:08:28 1998
TNO-TPD

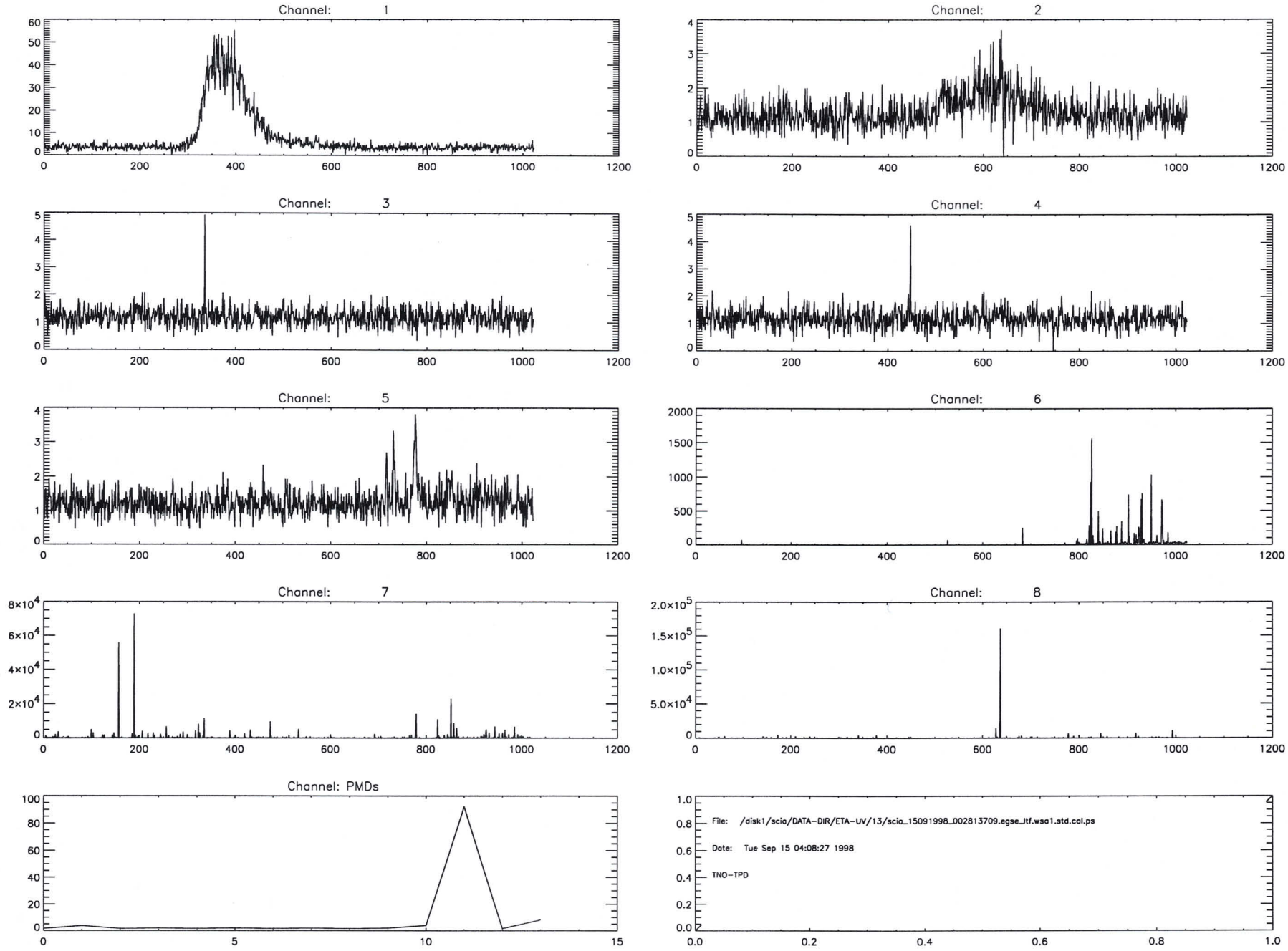
Channel: 1
Channel: 2
Channel: 3
Channel: 4
Channel: 5
Channel: 6
Channel: 7
Channel: 8
Channel: PMDs
File: /disk1/scia/DATA-DIR/ETA-UV/13/scia_15091998_002813709.egse_ltf.wsa1.std.col.ps
Date: Tue Sep 15 04:08:27 1998
TNO-TPD

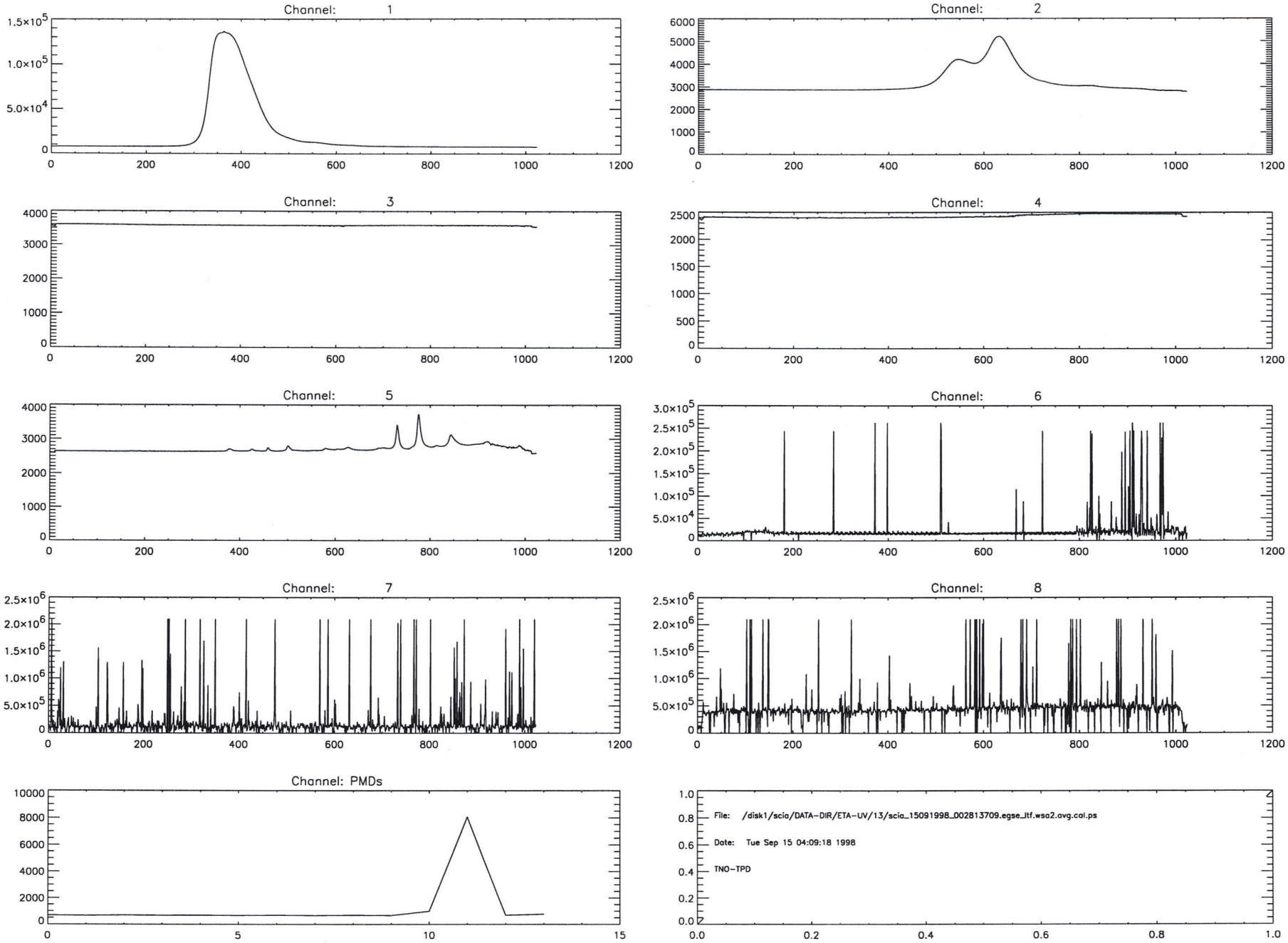
Channel: 1
Channel: 2
Channel: 3
Channel: 4
Channel: 5
Channel: 6
Channel: 7
Channel: 8
Channel: PMDs
File: /disk1/scia/DATA-DIR/ETA-UV/13/scia_15091998_002813709.egse_ltf.wso2.avg.cal.ps
Date: Tue Sep 15 04:09:18 1998
TNO-TPD

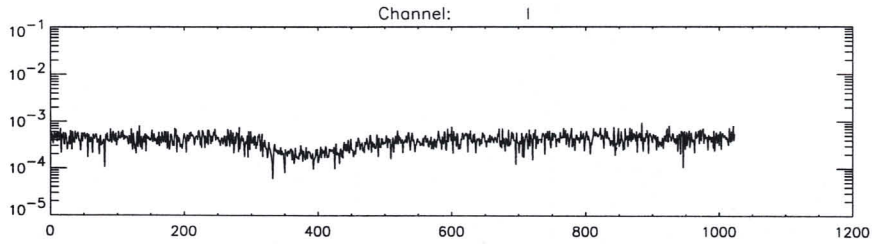
Channel: 1

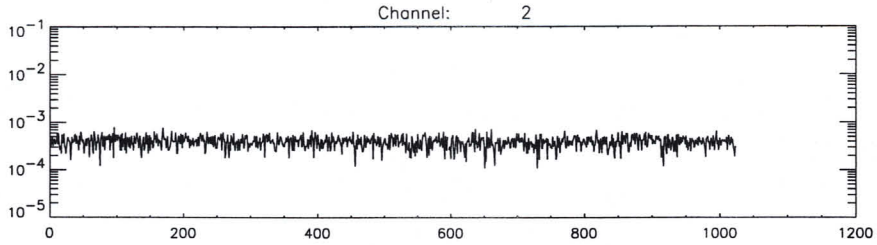
Channel: 2

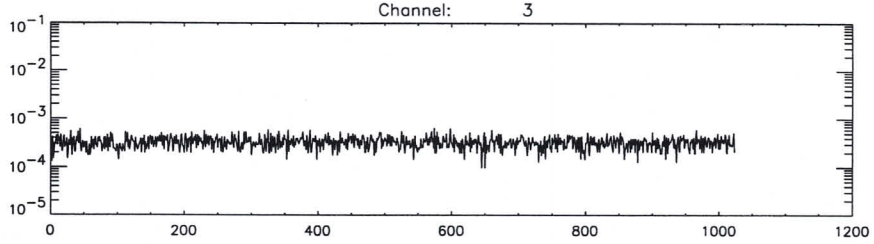
Channel: 3

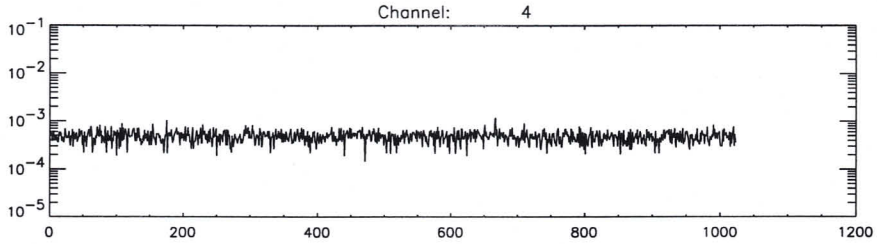
Channel: 4

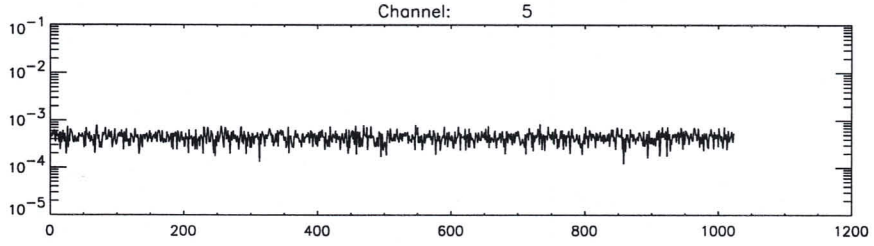
Channel: 5

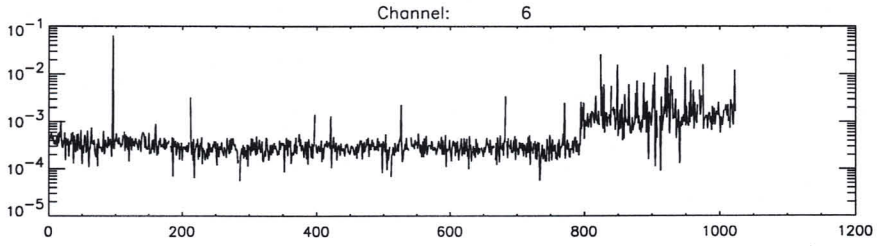
Channel: 6

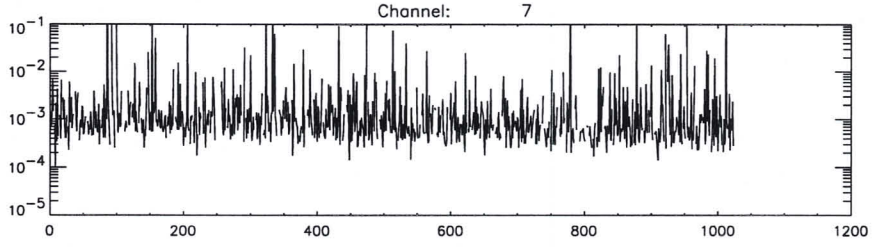
Channel: 7

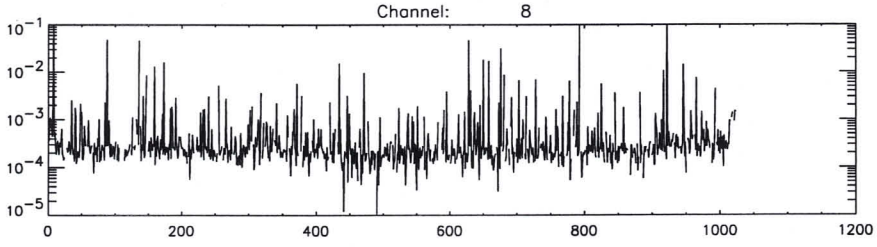
Channel: 8

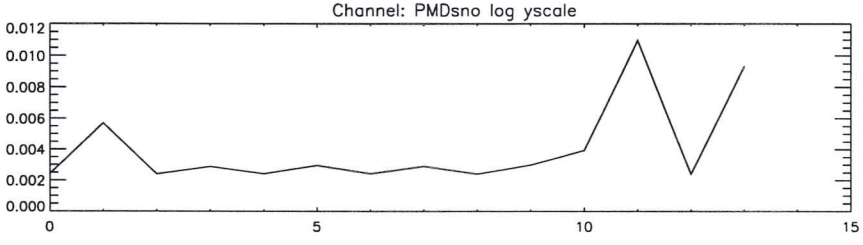
Channel: PMDsno log yscale

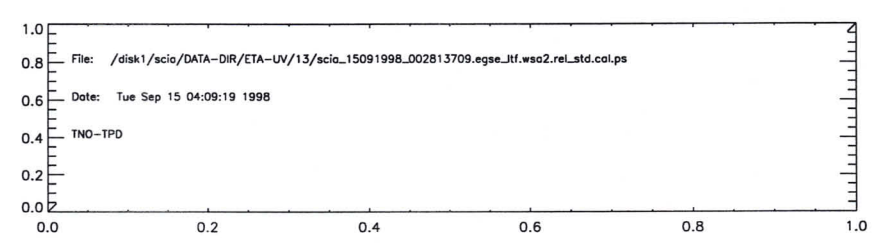
File: /disk1/scio/DATA-DIR/ETA-UV/13/scia_15091998_002813709.egse_ltf.wsa2.rel_std.cal.ps
Date: Tue Sep 15 04:09:19 1998
TNO-TPD

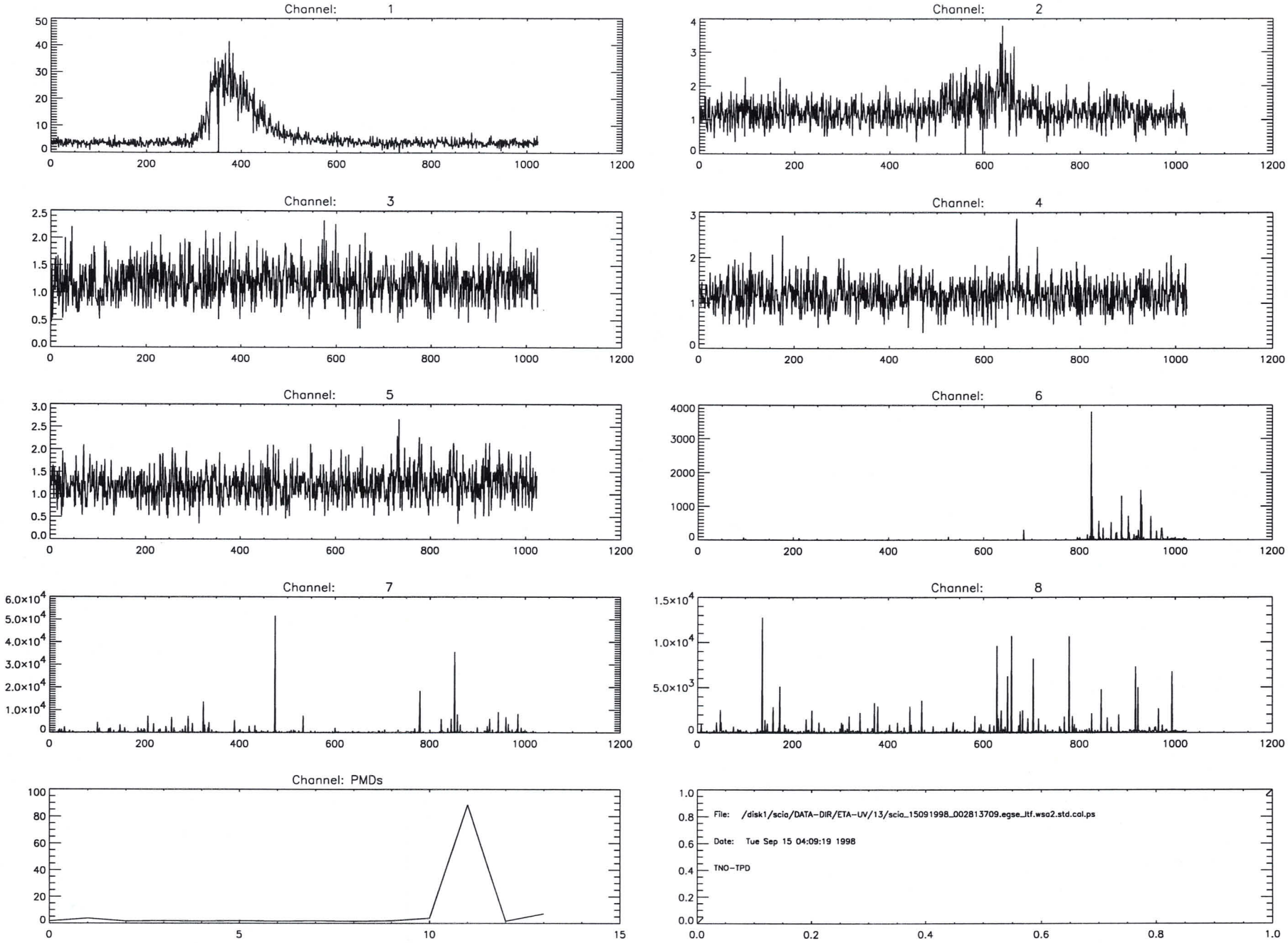
Channel: 1
Channel: 2
Channel: 3
Channel: 4
Channel: 5
Channel: 6
Channel: 7
Channel: 8
Channel: PMDs
File: /disk1/scia/DATA-DIR/ETA-UV/13/scia_15091998_002813709.egse_ltf.wso2.std.col.ps
Date: Tue Sep 15 04:09:19 1998
TNO-TPD

```
time       = Tue Sep 15 04:07:37 1998
batch      = du1
Start TOD = Tue 15-Sep-98 00:29:12
End   TOD = Tue 15-Sep-98 00:39:39
Processing= computation of average, standard dev. and rel.standard dev.
```

```
time      = Tue Sep 15 04:12:41 1998
batch     = du2
Start TOD = Tue 15-Sep-98 01:21:15
End   TOD = Tue 15-Sep-98 01:41:50
Processing= computation of average, standard dev. and rel.standard dev.
time      = Tue Sep 15 04:13:31 1998
batch     = du2
Start TOD = Tue 15-Sep-98 01:41:50
End   TOD = Tue 15-Sep-98 01:50:19
Processing= computation of average, standard dev. and rel.standard dev.
```

```
time       = Tue Sep 15 04:10:09 1998
batch      = wpa1
Start TOD = Tue 15-Sep-98 01:00:27
End   TOD = Tue 15-Sep-98 01:10:50
Processing= computation of average, standard dev. and rel.standard dev.
```

```
time       = Tue Sep 15 04:11:00 1998
batch      = wpa2
Start TOD = Tue 15-Sep-98 01:10:50
End   TOD = Tue 15-Sep-98 01:21:15
Processing= computation of average, standard dev. and rel.standard dev.
```

```
time       = Tue Sep 15 04:08:28 1998
batch      = wsa1
Start TOD = Tue 15-Sep-98 00:39:39
End   TOD = Tue 15-Sep-98 00:50:03
Processing= computation of average, standard dev. and rel.standard dev.
```

```
time       = Tue Sep 15 04:09:19 1998
batch      = wsa2
Start TOD = Tue 15-Sep-98 00:50:03
End   TOD = Tue 15-Sep-98 01:00:27
Processing= computation of average, standard dev. and rel.standard dev.
```

Formal Run of Measurement

(Measurement ID) ETA_UV_VIS_LimB

Request for Actual Status	X	(cross out entries that are not requested.)
Request for Modification	X	(fill in only entries to be modified)
Request for Run	X	(no entries = run based on actual default settings)

Test run §20.4

Scanner Positions

Azimuth	-45.000	deg
Elevation	-12.700	deg

Filter at target plane

Timeline for each Data Acquisition Period during Measurement

	1	2	3	4	5	6	7	8	9	10
State ID	9									
Repetitions	1									

State Parameters for States used in Timeline (State ID must be given)

Channel	PET [s] or H#	Co-Adding	PET [s] or H#	Co-Adding	PET [s] or H#	Co-Adding	PET [s] or H#	Co-Adding
1a	16	4						
1b	16	4						
2b	64	1						
2a	64	1						
3	64	1						
4	64	1						
5	64	1						
6	16	9						
7	2	32						
8	2	32						
State ID								

WL filter ≈ 280 nm

Filter 280 nm

start in DATA-DIR/ETA-UV/14 peak saturated. mag factor 4 lager

Stimuli Settings for Existing Blocks in Measurement

Block No	Stimuli Setup ID	PPC [deg]	Polarizer [deg]	Shutter open/close	Acquisition time [s]	Lambda [nm] Start	Stop	Step	Repetition Factor	Message	OS Setup Time [s]
1	2	14	122.6	close	1	240	240	0	1	OUT	12
2.1	2	14	122.2	open	1					WSat#	20
2.2	2	14	122.2	open	1					WSat#	20
3.1	2	14	86.0	open	1					WPat#	20
3.2	2	14	86.0	open	1					WPat#	20
4.1	2	14	86.0	close	1					dw 2	20
4.2	2	14	86.0	close	1					dw 2	20
5	2	14	86.0	close	1	240	240	0	1	dw 2	8

Measurement Data Description

Test Purpose: UTO 53 adapt

Remark:

Data Directory: 0250_02.42.35_ETA_UV_VIS_LimB

Signatures

	Date	Signature
Issued	15/9/98	
Performed	15/9/98	

O:\MT\CALIBRATION\FORMBLATT.XLS

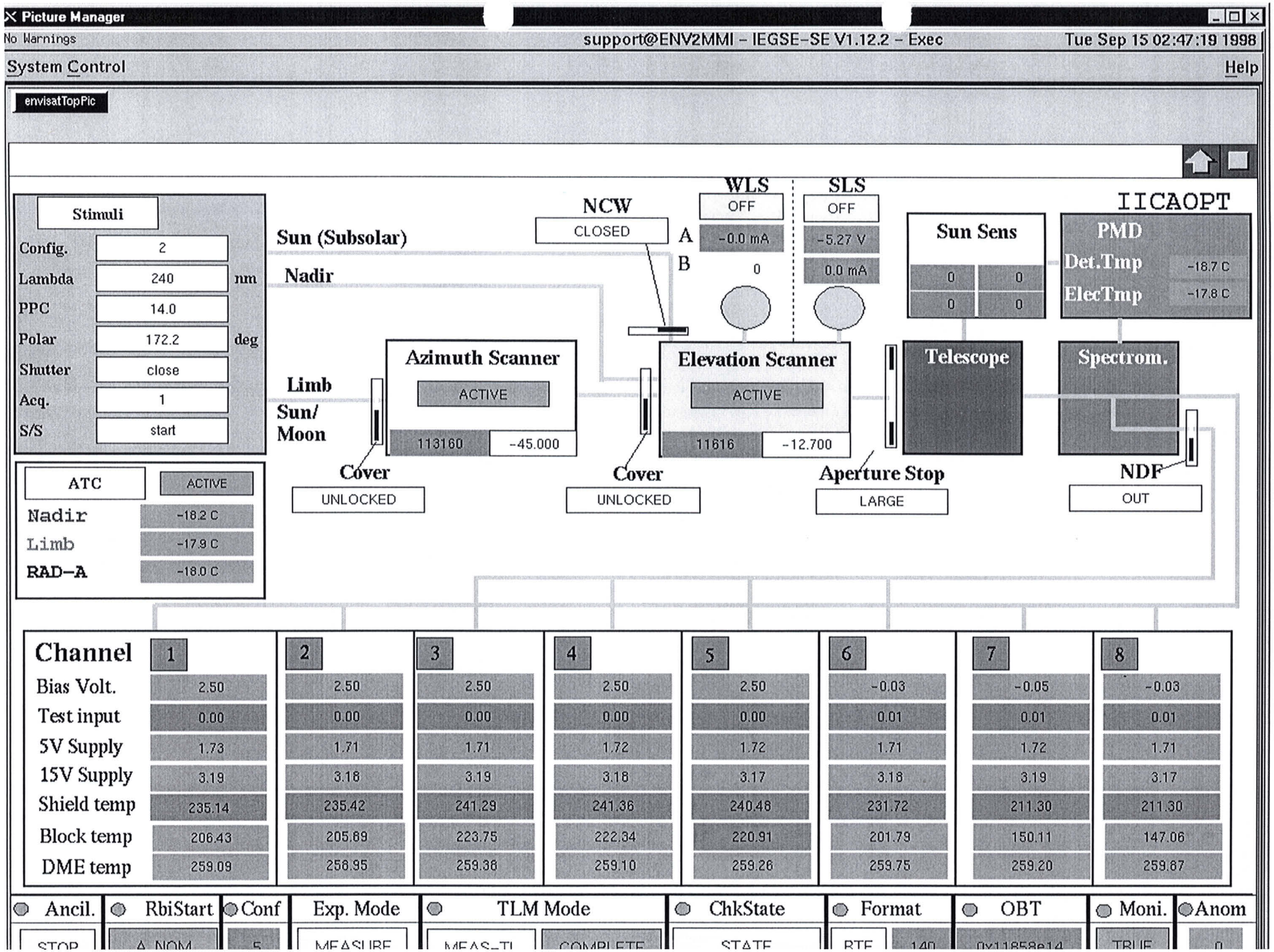
Picture Manager
No Warnings
support@ENV2MMI - IEGSE-SE V1.12.2 - Exec
Tue Sep 15 02:47:19 1998
System Control
Help
envisatTopPic
Stimuli
Config. 2
Lambda 240 nm
PPC 14.0
Polar 172.2 deg
Shutter close
Acq. 1
S/S start
ATC ACTIVE
Nadir -18.2 C
Limb -17.9 C
RAD-A -18.0 C
Sun (Subsolar)
Nadir
Limb
Sun/
Moon
NCW
CLOSED
WLS
OFF
A -0.0 mA
B 0
SLS
OFF
-5.27 V
0.0 mA
Sun Sens
0 0
0 0
IICAOPT
PMD
Det.Tmp -18.7 C
ElecTmp -17.8 C
Azimuth Scanner
ACTIVE
113160 -45.000
Elevation Scanner
ACTIVE
11616 -12.700
Telescope
Spectrom.
Cover
UNLOCKED
Cover
UNLOCKED
Aperture Stop
LARGE
NDF
OUT
Channel 1 2 3 4 5 6 7 8
Bias Volt. 2.50 2.50 2.50 2.50 2.50 -0.03 -0.05 -0.03
Test input 0.00 0.00 0.00 0.00 0.00 0.01 0.01 0.01
5V Supply 1.73 1.71 1.71 1.72 1.72 1.71 1.72 1.71
15V Supply 3.19 3.18 3.19 3.18 3.17 3.18 3.19 3.17
Shield temp 235.14 235.42 241.29 241.36 240.48 231.72 211.30 211.30
Block temp 206.43 205.89 223.75 222.34 220.91 201.79 150.11 147.06
DME temp 259.09 258.95 259.36 259.10 259.26 259.75 259.20 259.67
Ancil. STOP
RbiStart A_NOM
Conf 5
Exp. Mode MEASURE
TLM Mode MEAS_TL COMPLETE
ChkState STATE
Format RTE 140
OBT 0x11858e14
Moni. TRUE
Anom 0

#####
#####
#####
#####
#####
User: scia6!scia
#####
Title: scia_15091998_024557770.egse_ltf.du1.avg.cal.ps
#####
scia6
#####
Printed: Tue 05:12 Sep 15, 1998
#####
Job number: hp6mp-659
#####
#####
#####
#####
#####

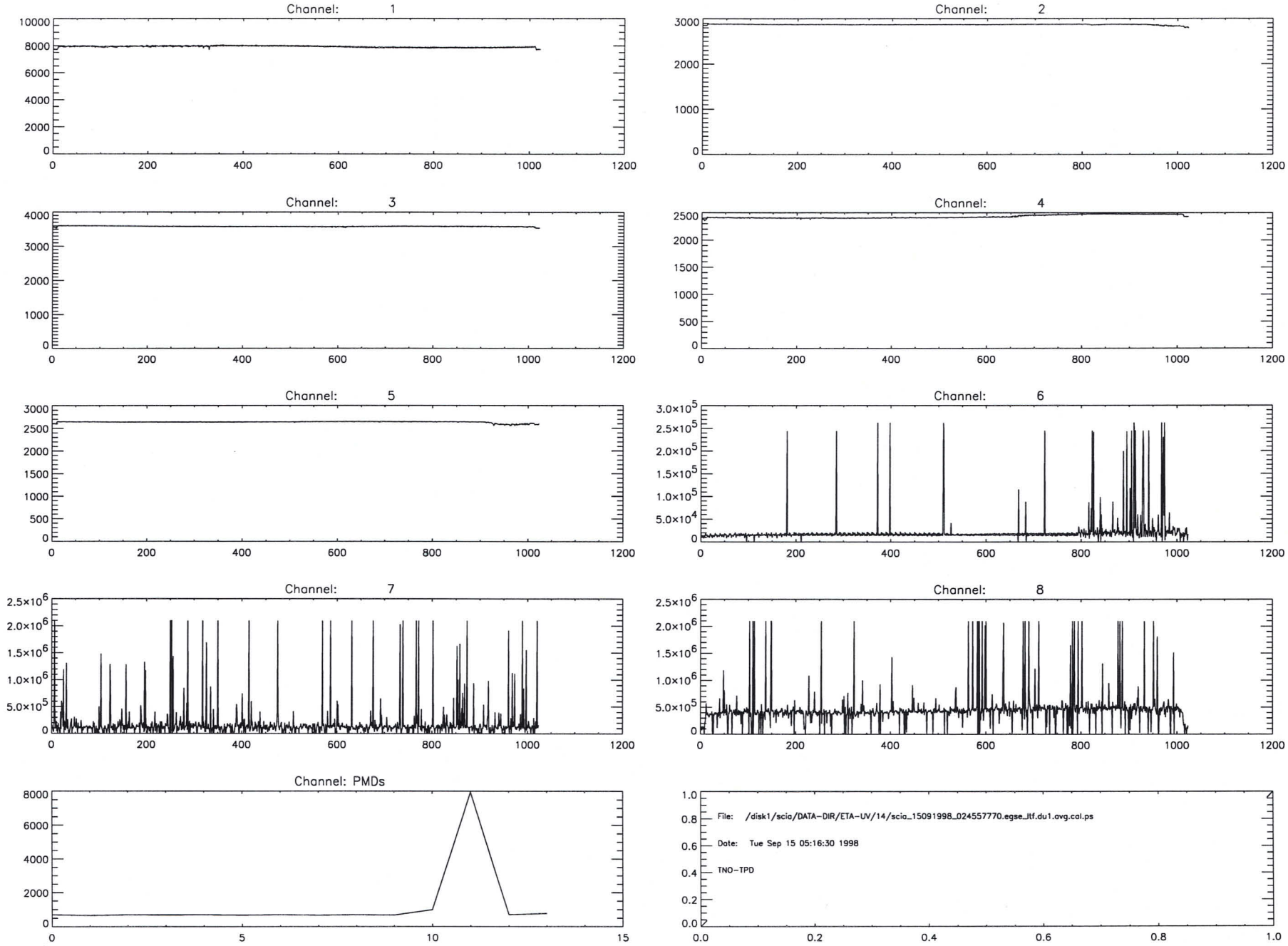
Channel: 1
Channel: 2
Channel: 3
Channel: 4
Channel: 5
Channel: 6
Channel: 7
Channel: 8
Channel: PMDs
File: /disk1/scia/DATA-DIR/ETA-UV/14/scia_15091998_024557770.egse_ltf.du1.avg.cal.ps
Date: Tue Sep 15 05:16:30 1998
TNO-TPD

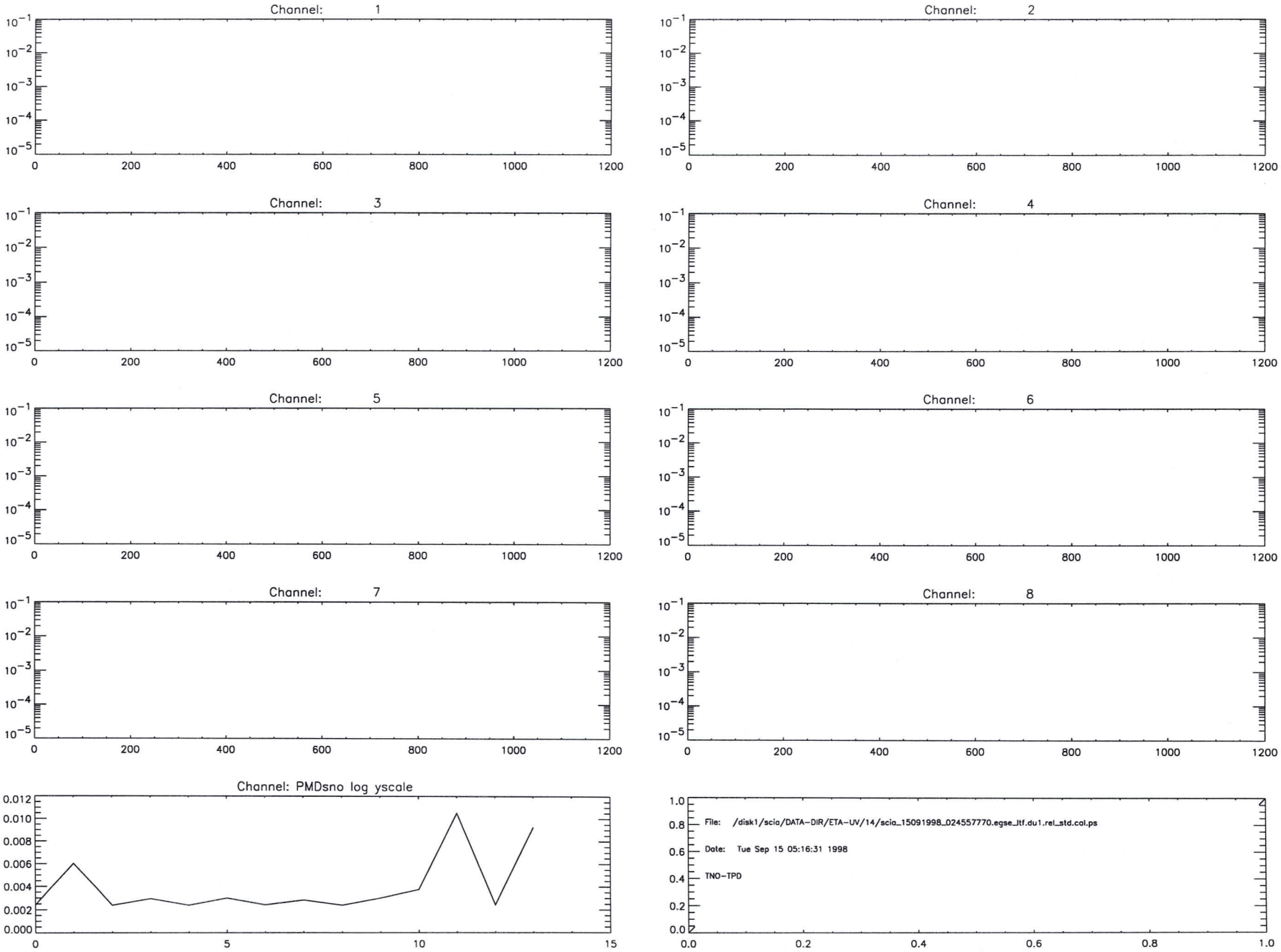
Channel: 1
Channel: 2
Channel: 3
Channel: 4
Channel: 5
Channel: 6
Channel: 7
Channel: 8
Channel: PMDsno log yscale
File: /disk1/scia/DATA-DIR/ETA-UV/14/scia_15091998_024557770.egse_ltf.du1.rel_std.cal.ps
Date: Tue Sep 15 05:16:31 1998
TNO-TPD

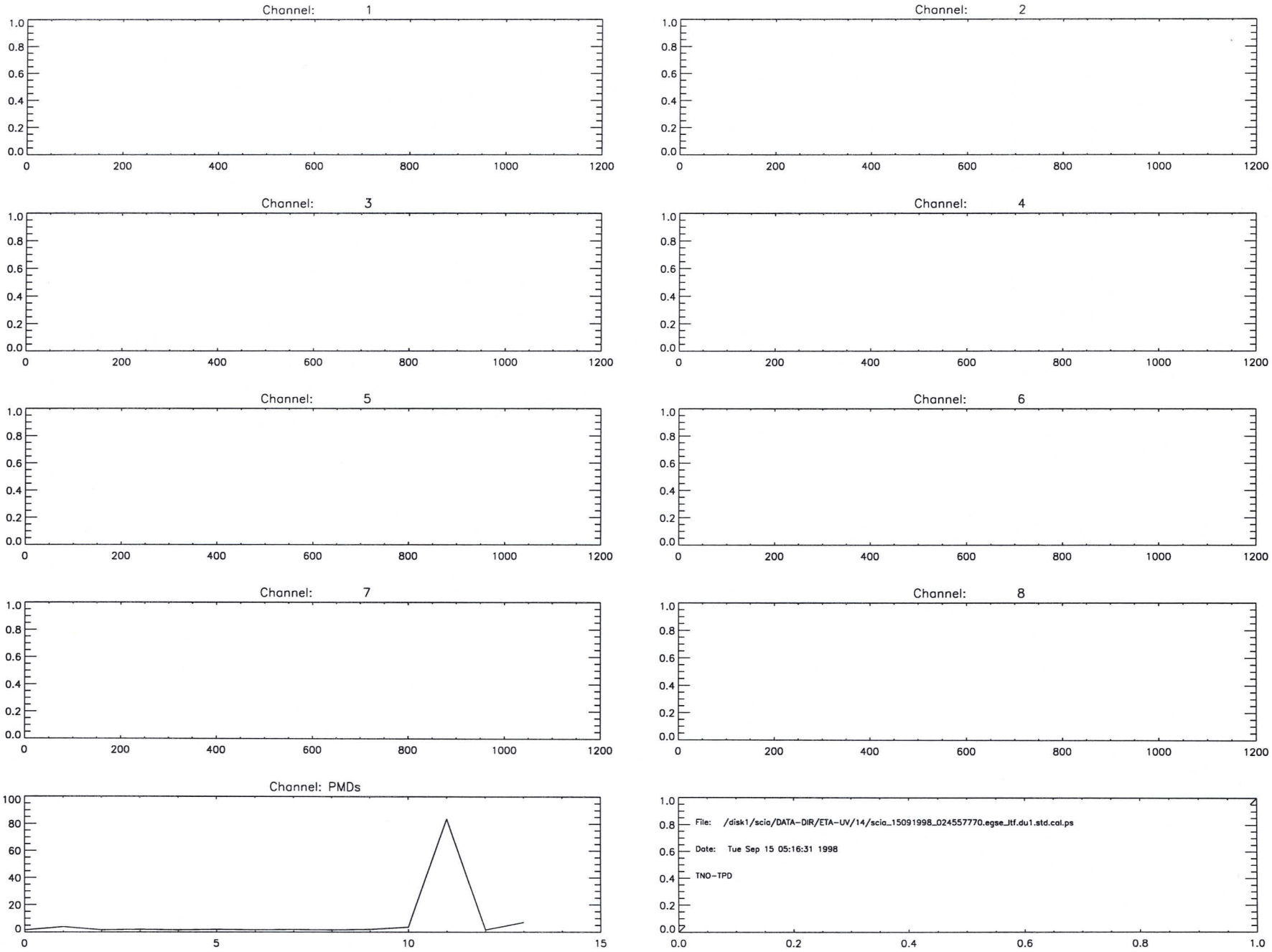
Channel: 1
Channel: 2
Channel: 3
Channel: 4
Channel: 5
Channel: 6
Channel: 7
Channel: 8
Channel: PMDs
File: /disk1/scia/DATA-DIR/ETA-UV/14/scia_15091998_024557770.egse_ltf.du1.std.cal.ps
Date: Tue Sep 15 05:16:31 1998
TNO-TPD

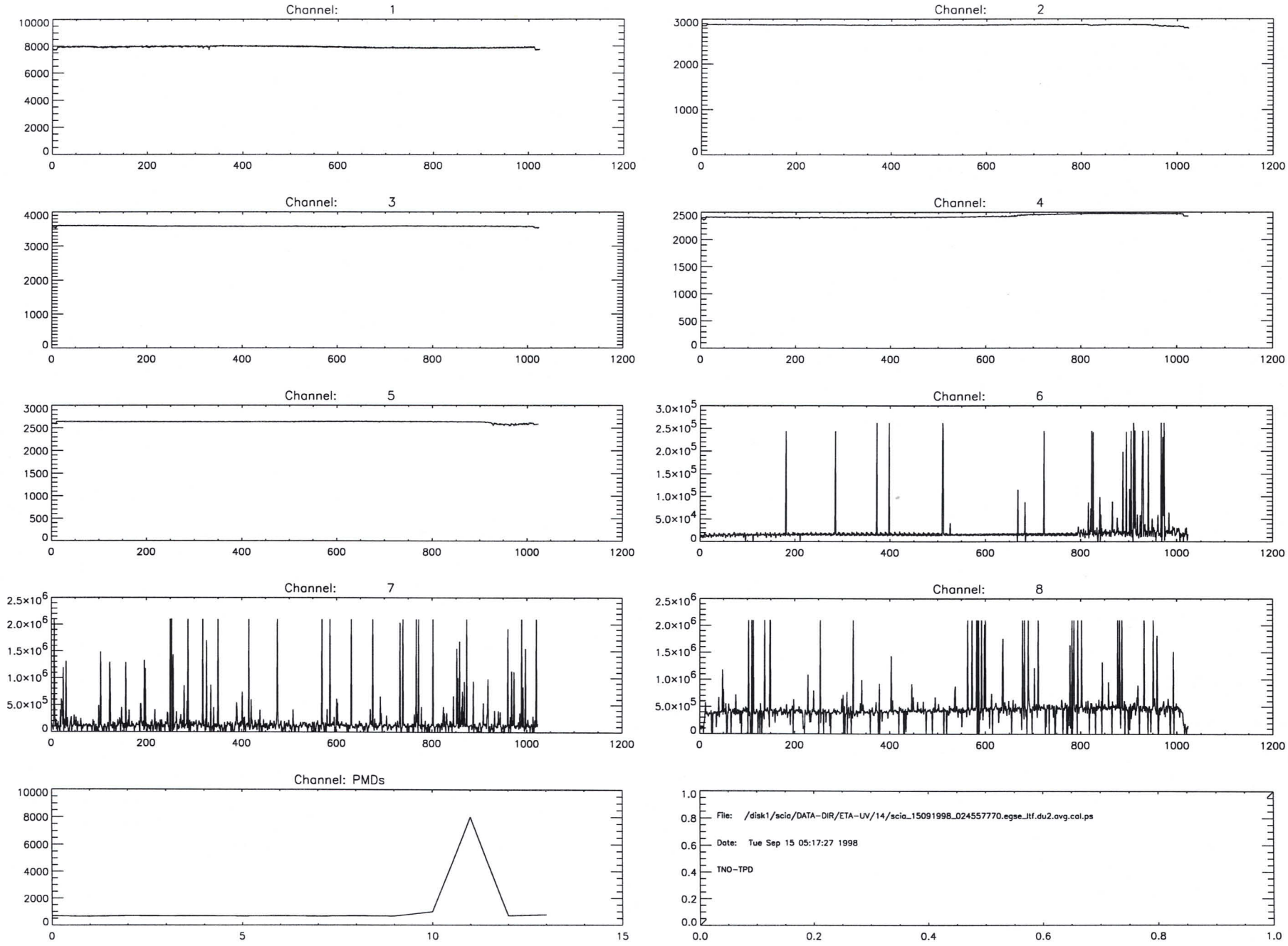
Channel: 1
Channel: 2
Channel: 3
Channel: 4
Channel: 5
Channel: 6
Channel: 7
Channel: 8
Channel: PMDs
File: /disk1/scia/DATA-DIR/ETA-UV/14/scia_15091998_024557770.egse_itf.du2.avg.cal.ps
Date: Tue Sep 15 05:17:27 1998
TNO-TPD

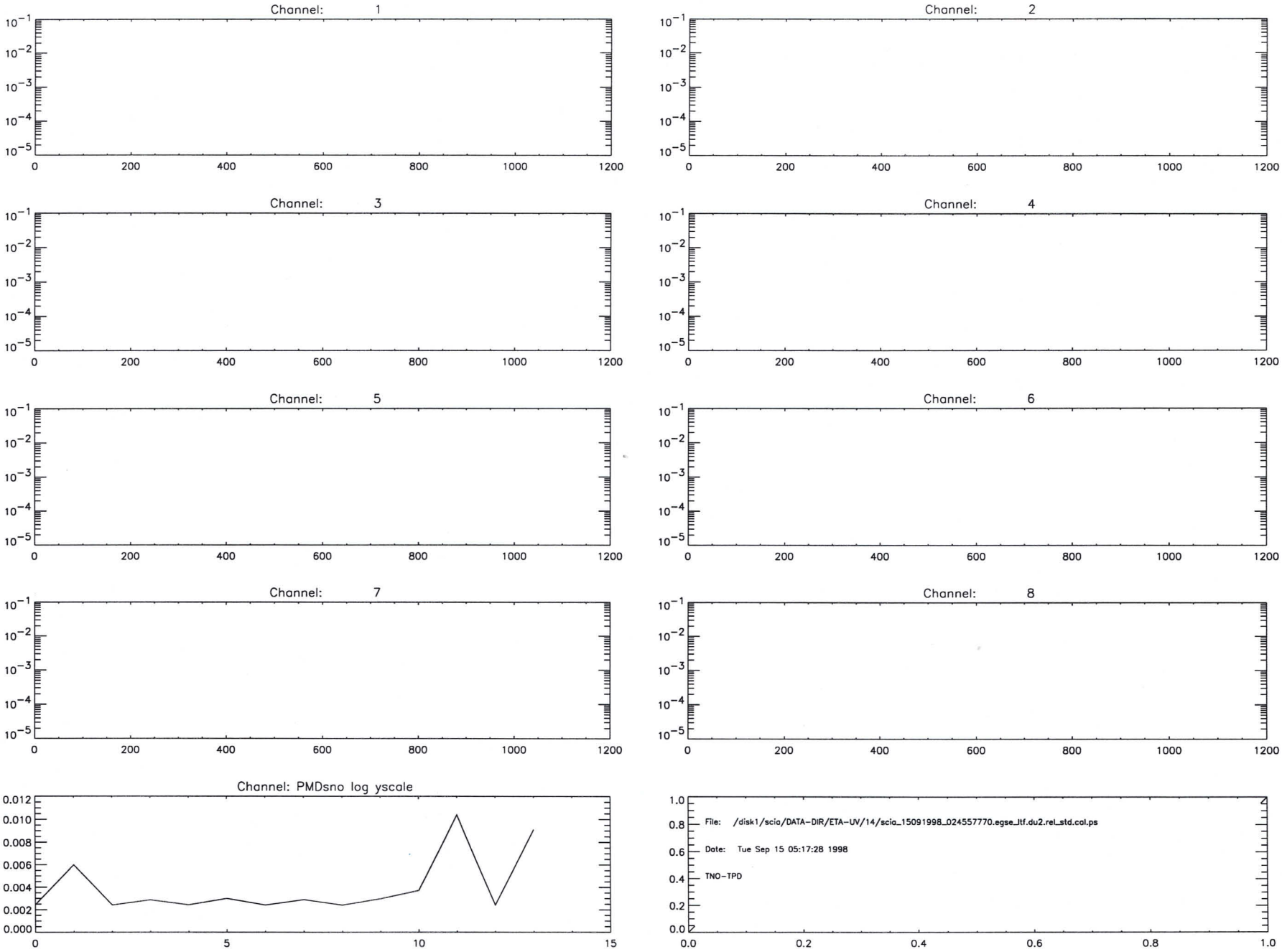
Channel: 1
Channel: 2
Channel: 3
Channel: 4
Channel: 5
Channel: 6
Channel: 7
Channel: 8
Channel: PMDsno log yscale
File: /disk1/scia/DATA-DIR/ETA-UV/14/scia_15091998_024557770.egse_ltf.du2.rel_std.col.ps
Date: Tue Sep 15 05:17:28 1998
TNO-TPD

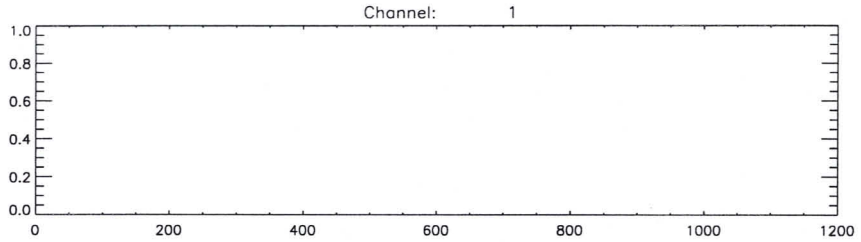
Channel: 1
1.0
0.8
0.6
0.4
0.2
0.0
0
200
400
600
800
1000
1200

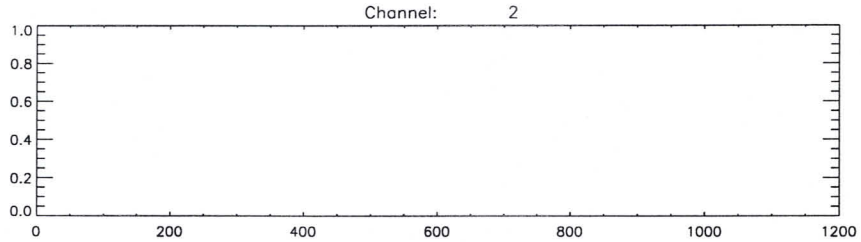
Channel: 2
1.0
0.8
0.6
0.4
0.2
0.0
0
200
400
600
800
1000
1200

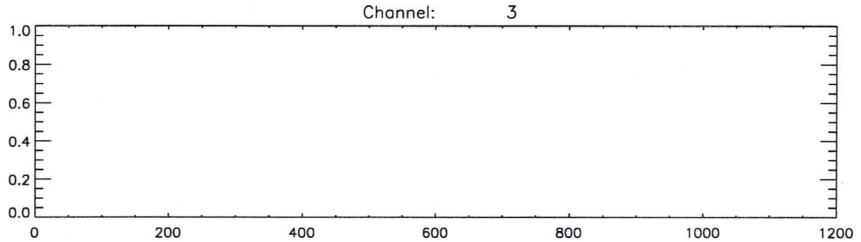
Channel: 3
1.0
0.8
0.6
0.4
0.2
0.0
0
200
400
600
800
1000
1200

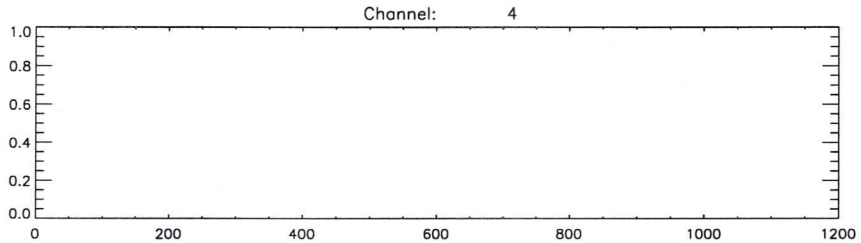
Channel: 4
1.0
0.8
0.6
0.4
0.2
0.0
0
200
400
600
800
1000
1200

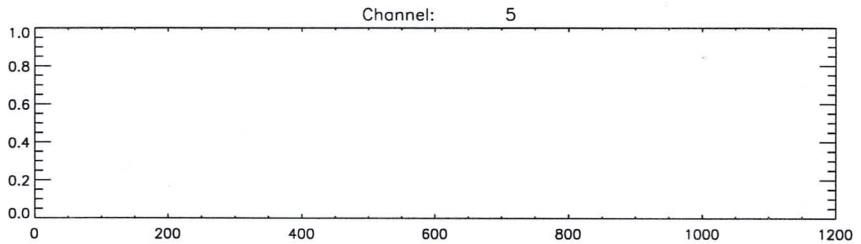
Channel: 5
1.0
0.8
0.6
0.4
0.2
0.0
0
200
400
600
800
1000
1200

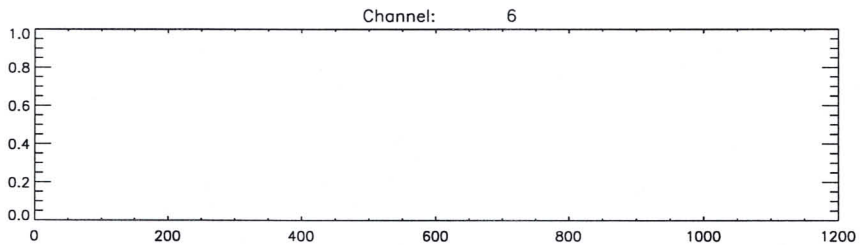
Channel: 6
1.0
0.8
0.6
0.4
0.2
0.0
0
200
400
600
800
1000
1200

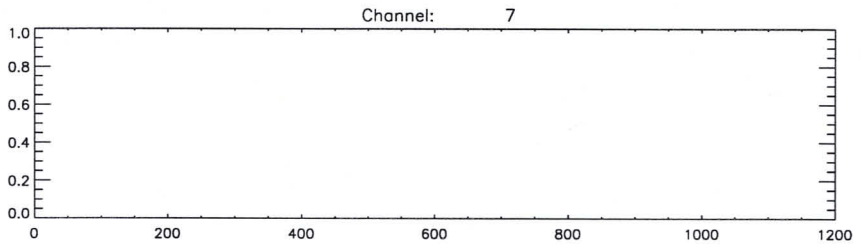
Channel: 7
1.0
0.8
0.6
0.4
0.2
0.0
0
200
400
600
800
1000
1200

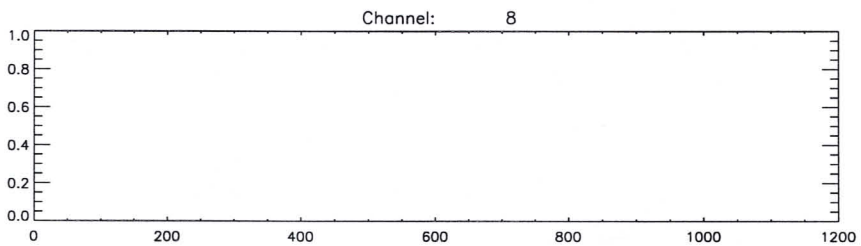
Channel: 8
1.0
0.8
0.6
0.4
0.2
0.0
0
200
400
600
800
1000
1200


Channel: PMDs
100
80
60
40
20
0
0
5
10
15

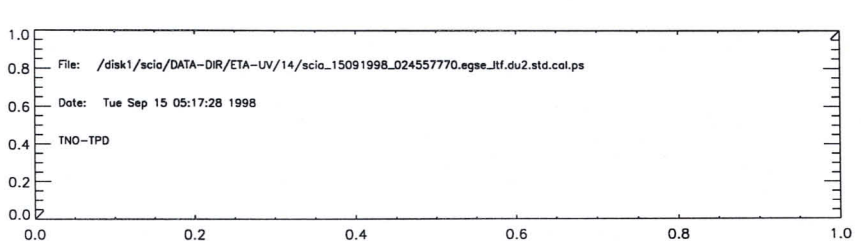
File: /disk1/scia/DATA-DIR/ETA-UV/14/scia_15091998_024557770.egse_ltf.du2.std.cal.ps
Date: Tue Sep 15 05:17:28 1998
TNO-TPD
1.0
0.8
0.6
0.4
0.2
0.0
0.0
0.2
0.4
0.6
0.8
1.0

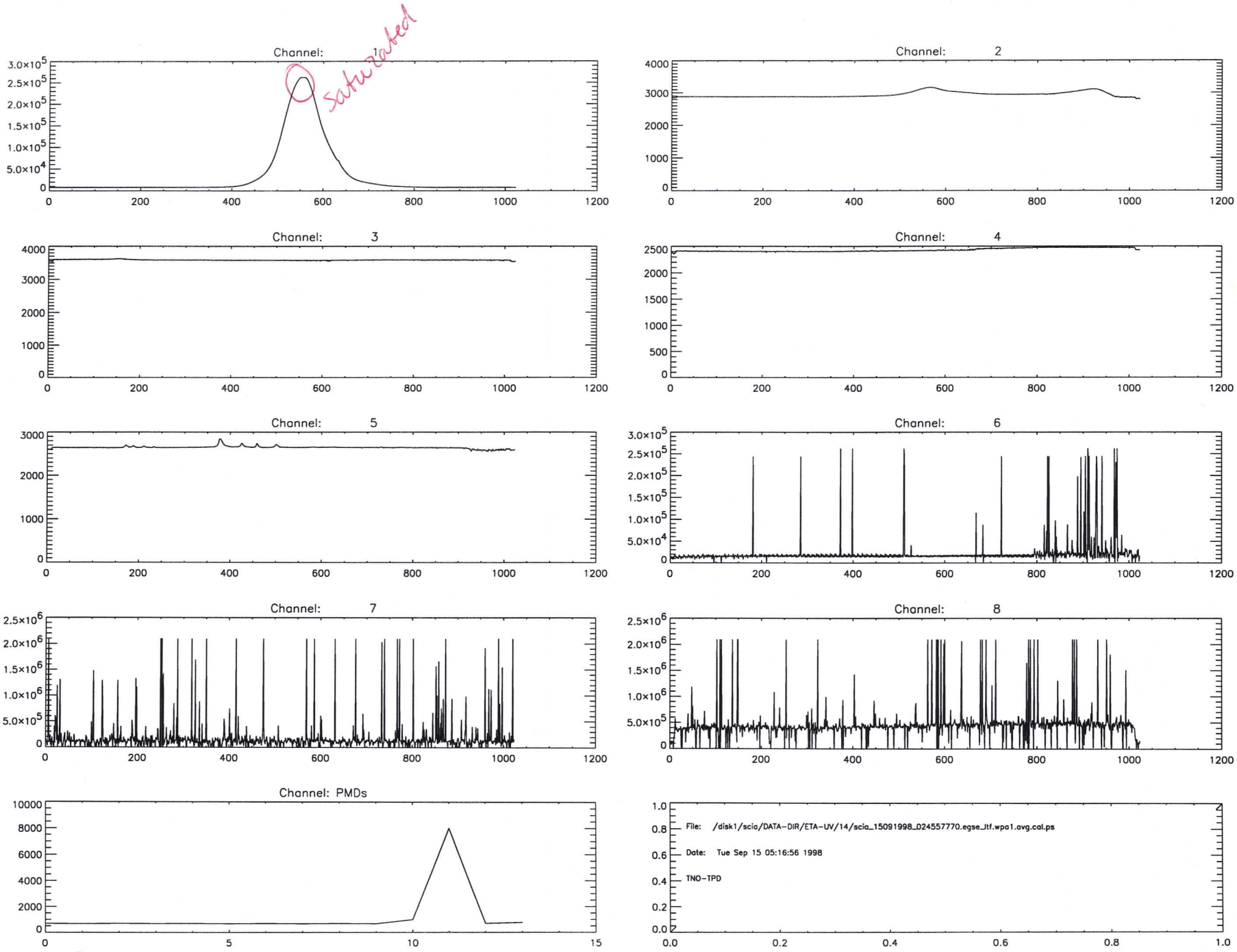
Channel: 1
Saturated
Channel: 2
Channel: 3
Channel: 4
Channel: 5
Channel: 6
Channel: 7
Channel: 8
Channel: PMDs
File: /disk1/scia/DATA-DIR/ETA-UV/14/scia_15091998_024557770.egse_ltf.wpa1.avg.cal.ps
Date: Tue Sep 15 05:16:56 1998
TNO-TPD

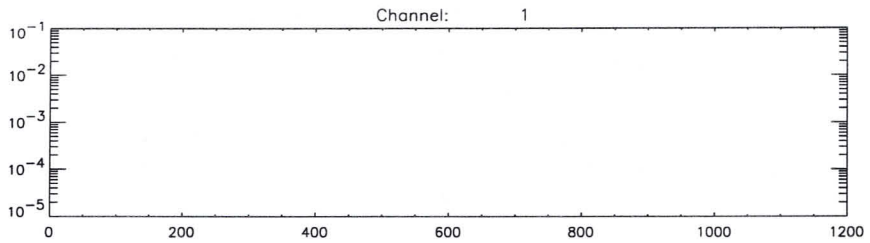
Channel: 1
10^{-1}
10^{-2}
10^{-3}
10^{-4}
10^{-5}
0
200
400
600
800
1000
1200

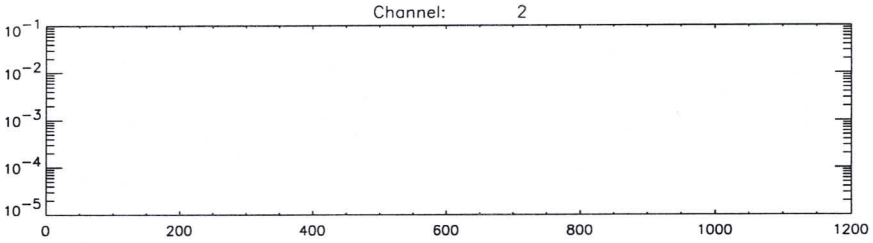
Channel: 2
10^{-1}
10^{-2}
10^{-3}
10^{-4}
10^{-5}
0
200
400
600
800
1000
1200

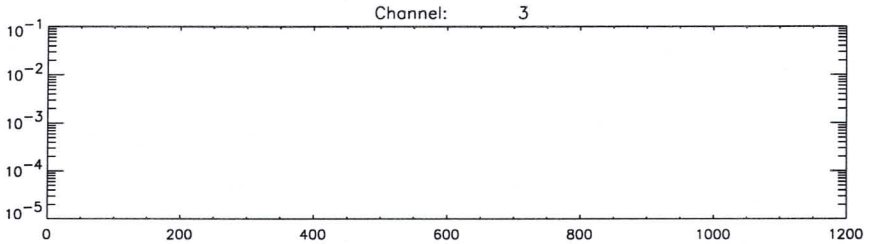
Channel: 3
10^{-1}
10^{-2}
10^{-3}
10^{-4}
10^{-5}
0
200
400
600
800
1000
1200

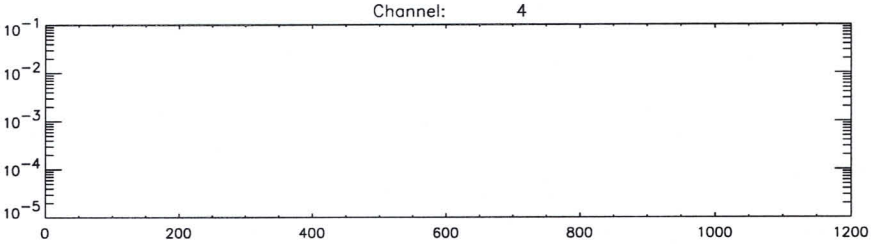
Channel: 4
10^{-1}
10^{-2}
10^{-3}
10^{-4}
10^{-5}
0
200
400
600
800
1000
1200

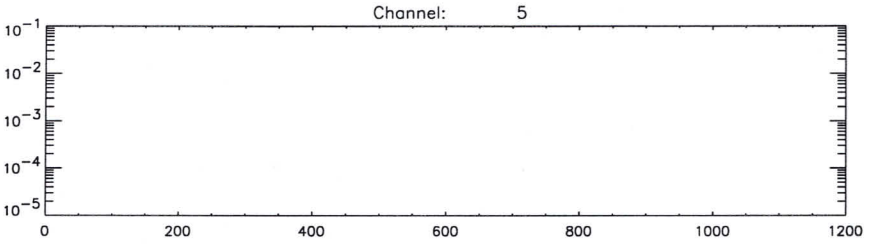
Channel: 5
10^{-1}
10^{-2}
10^{-3}
10^{-4}
10^{-5}
0
200
400
600
800
1000
1200

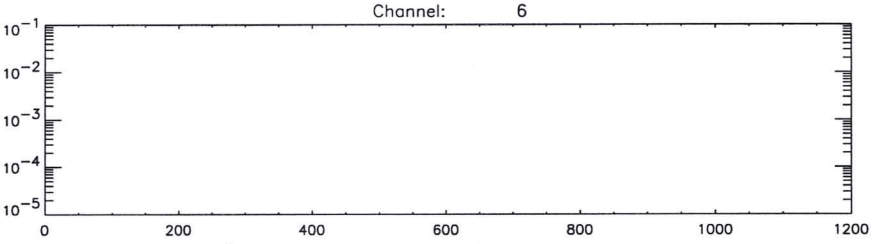
Channel: 6
10^{-1}
10^{-2}
10^{-3}
10^{-4}
10^{-5}
0
200
400
600
800
1000
1200

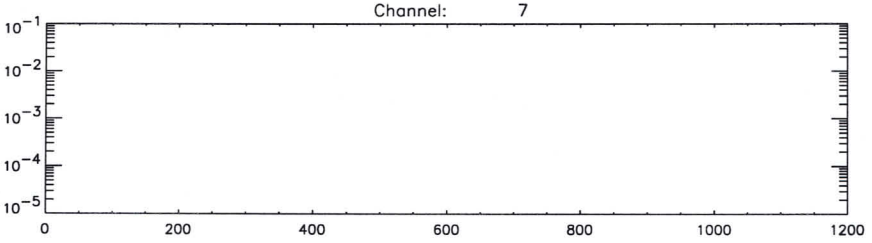
Channel: 7
10^{-1}
10^{-2}
10^{-3}
10^{-4}
10^{-5}
0
200
400
600
800
1000
1200

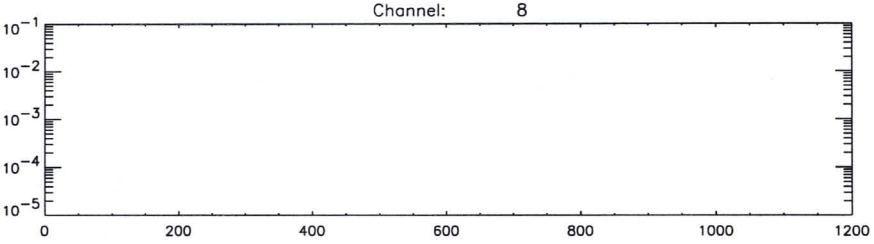
Channel: 8
10^{-1}
10^{-2}
10^{-3}
10^{-4}
10^{-5}
0
200
400
600
800
1000
1200

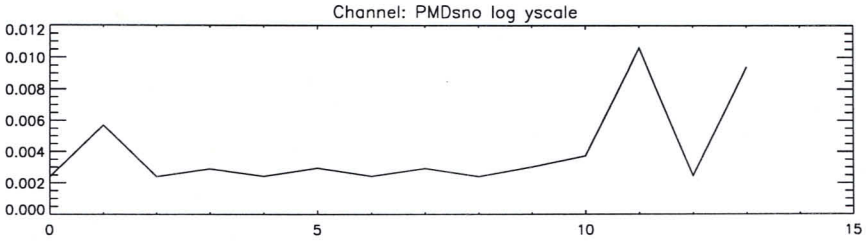
Channel: PMDsno log yscale
0.012
0.010
0.008
0.006
0.004
0.002
0.000
0
5
10
15

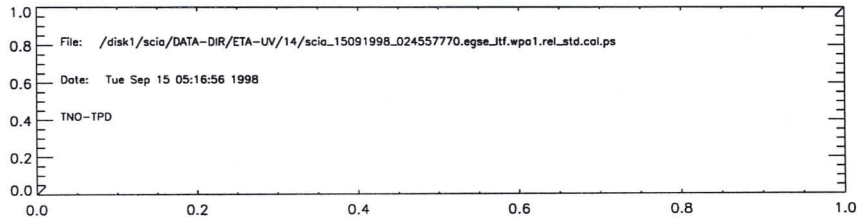
File: /disk1/scia/DATA-DIR/ETA-UV/14/scia_15091998_024557770.egse_ltf.wpa1.rel_std.cal.ps
Date: Tue Sep 15 05:16:56 1998
TNO-TPD
1.0
0.8
0.6
0.4
0.2
0.0
0.0
0.2
0.4
0.6
0.8
1.0

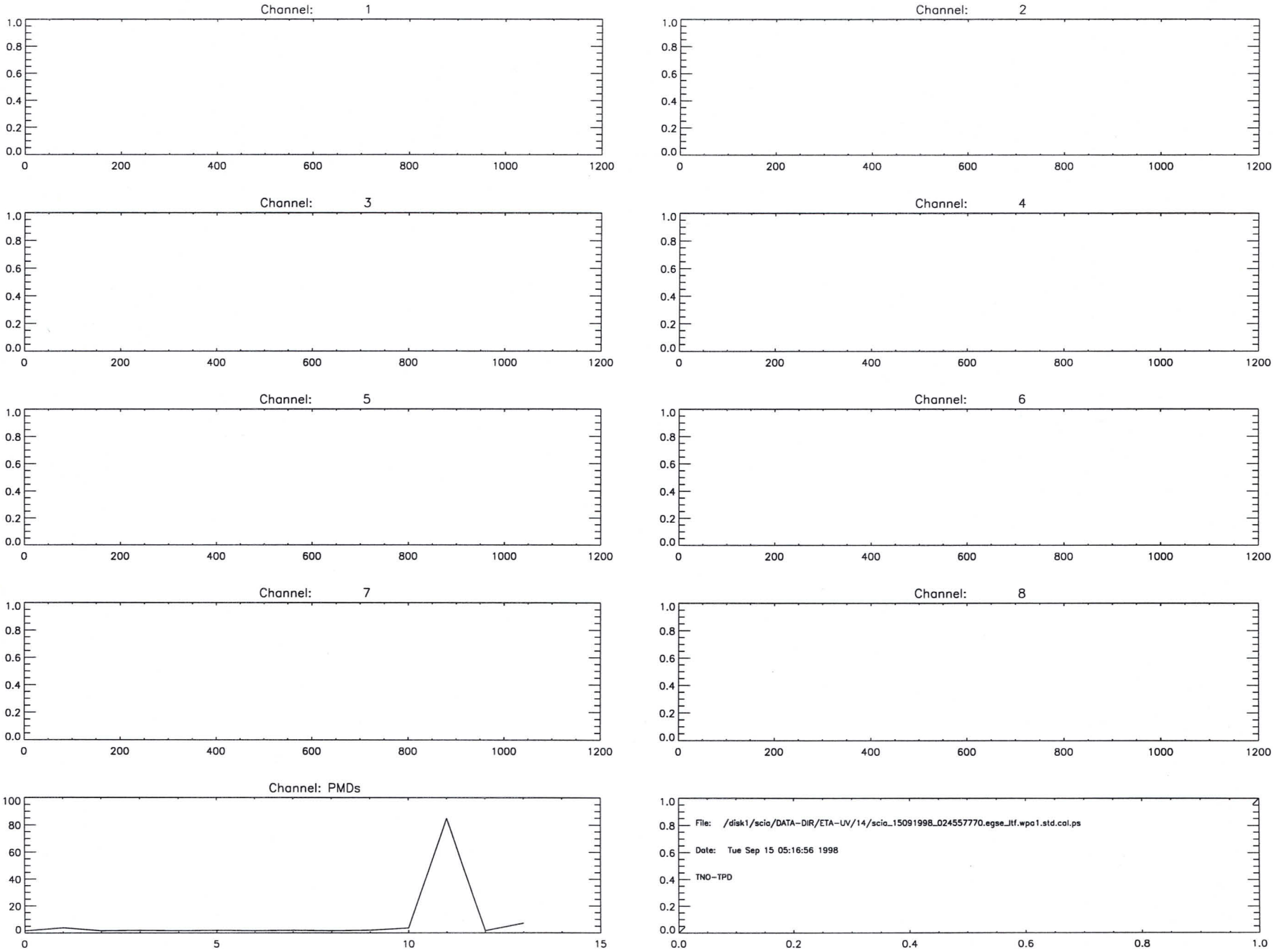
Channel: 1
Channel: 2
Channel: 3
Channel: 4
Channel: 5
Channel: 6
Channel: 7
Channel: 8
Channel: PMDs
File: /disk1/scia/DATA-DIR/ETA-UV/14/scia_15091998_024557770.egse_ltf.wpa1.std.cal.ps
Date: Tue Sep 15 05:16:56 1998
TNO-TPD

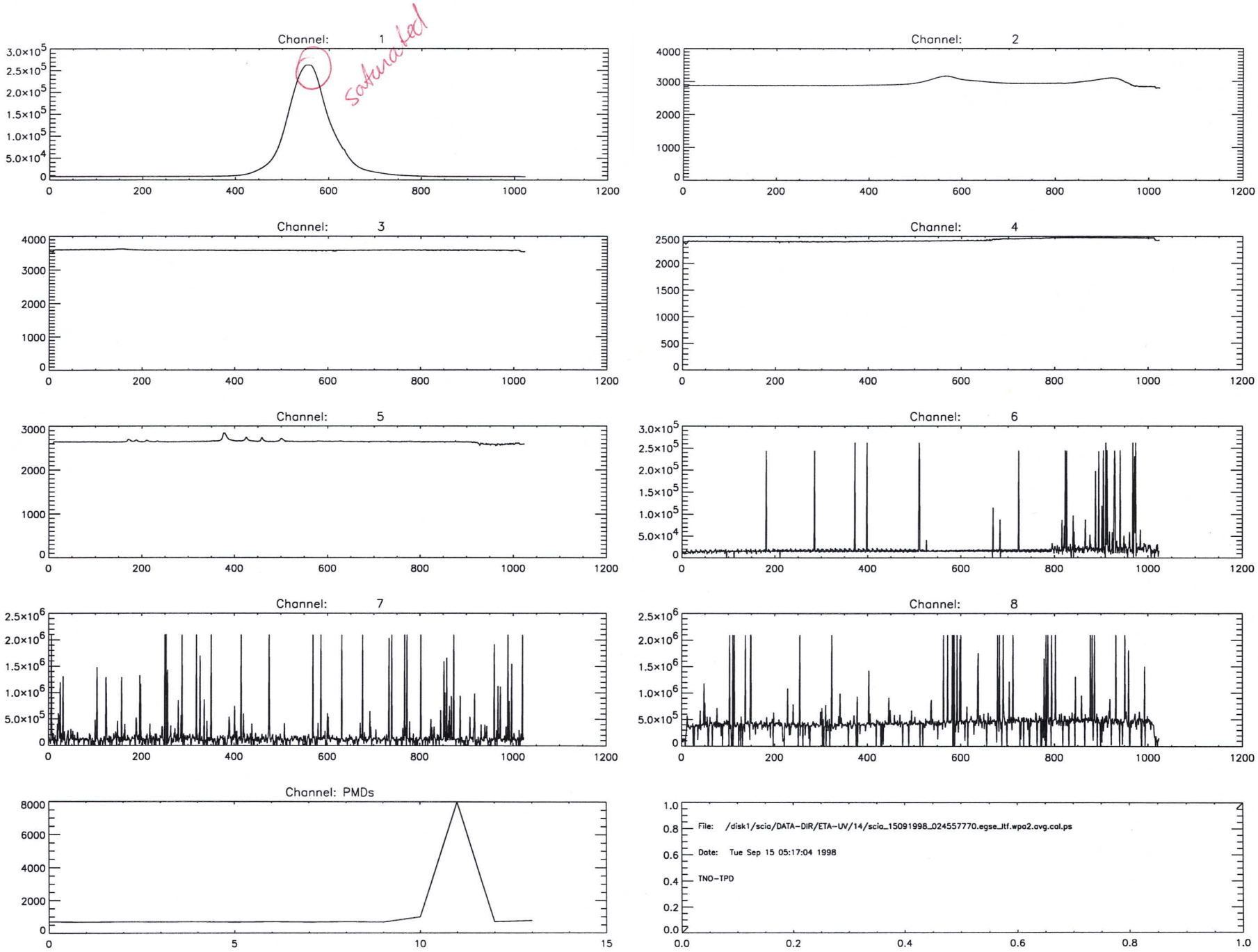
Channel: 1
Saturated
Channel: 2
Channel: 3
Channel: 4
Channel: 5
Channel: 6
Channel: 7
Channel: 8
Channel: PMDs
File: /disk1/scia/DATA-DIR/ETA-UV/14/scia_15091998_024557770.egse_ltf.wpa2.avg.cal.ps
Date: Tue Sep 15 05:17:04 1998
TNO-TPD

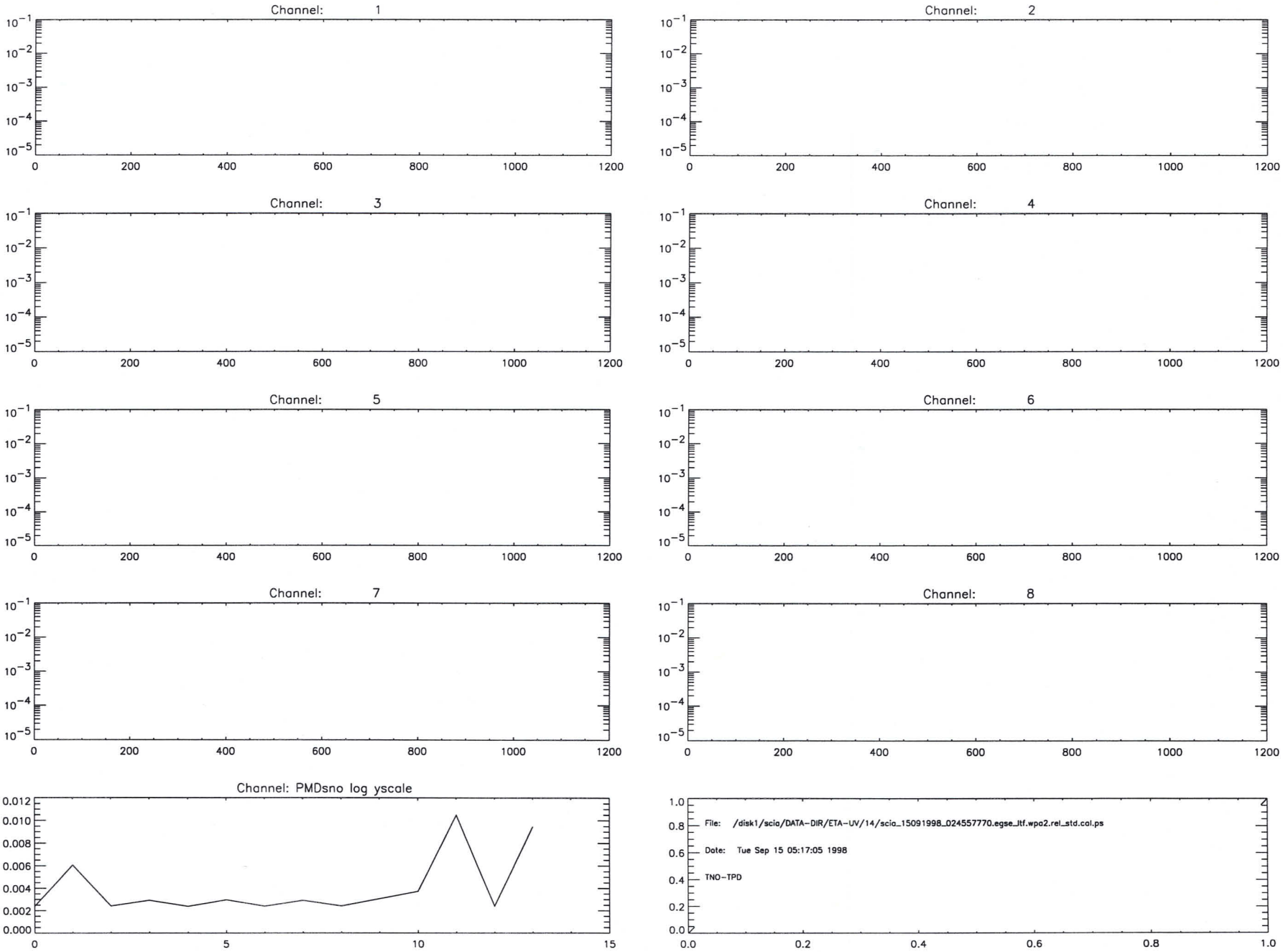
Channel: 1
Channel: 2
Channel: 3
Channel: 4
Channel: 5
Channel: 6
Channel: 7
Channel: 8
Channel: PMDsno log yscale
File: /disk1/scia/DATA-DIR/ETA-UV/14/scia_15091998_024557770.egse_ltf.wpa2.rel_std.col.ps
Date: Tue Sep 15 05:17:05 1998
TNO-TPD

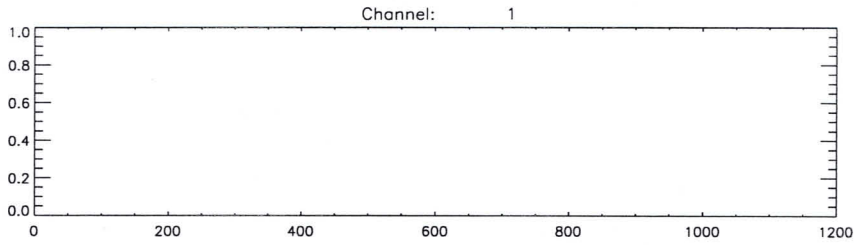
Channel: 1
1.0
0.8
0.6
0.4
0.2
0.0
0
200
400
600
800
1000
1200

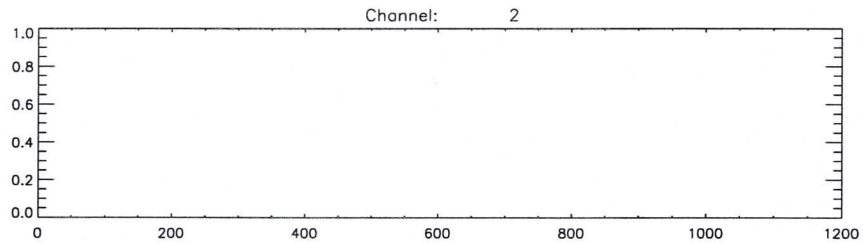
Channel: 2
1.0
0.8
0.6
0.4
0.2
0.0
0
200
400
600
800
1000
1200

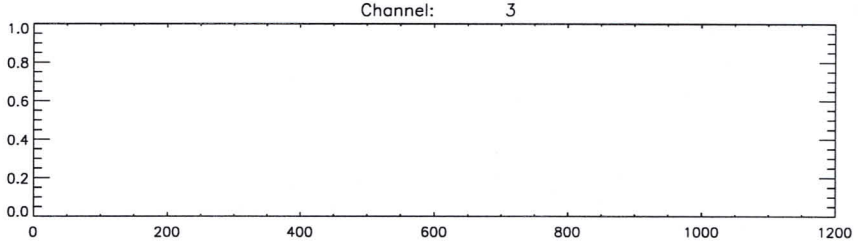
Channel: 3
1.0
0.8
0.6
0.4
0.2
0.0
0
200
400
600
800
1000
1200

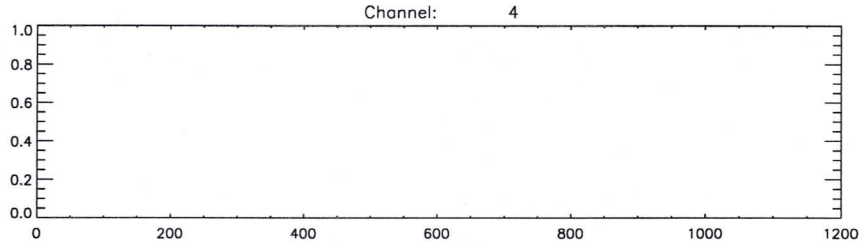
Channel: 4
1.0
0.8
0.6
0.4
0.2
0.0
0
200
400
600
800
1000
1200

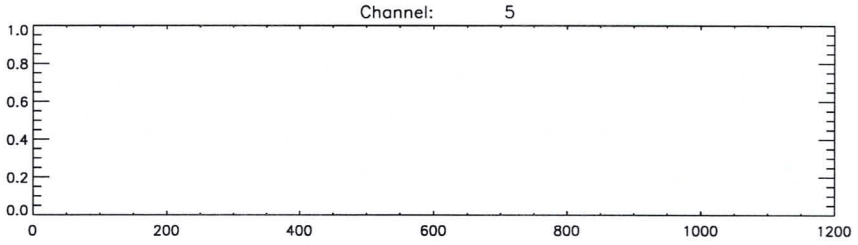
Channel: 5
1.0
0.8
0.6
0.4
0.2
0.0
0
200
400
600
800
1000
1200

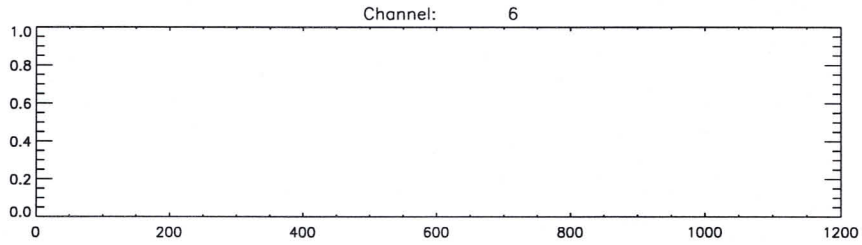
Channel: 6
1.0
0.8
0.6
0.4
0.2
0.0
0
200
400
600
800
1000
1200

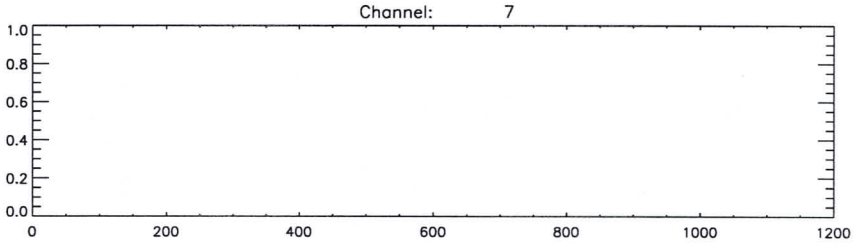
Channel: 7
1.0
0.8
0.6
0.4
0.2
0.0
0
200
400
600
800
1000
1200

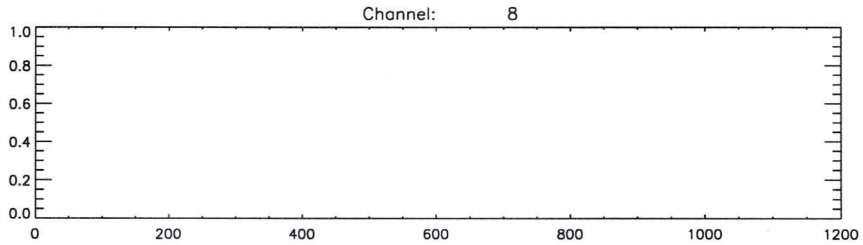
Channel: 8
1.0
0.8
0.6
0.4
0.2
0.0
0
200
400
600
800
1000
1200

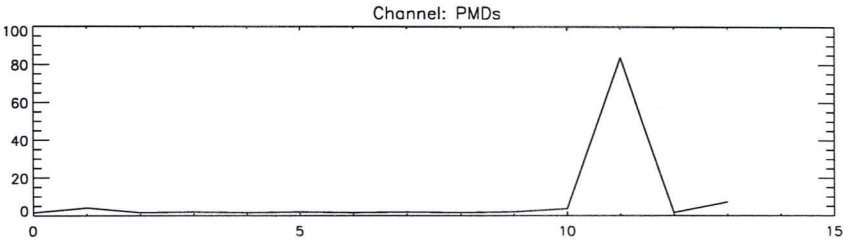
Channel: PMDs
100
80
60
40
20
0
0
5
10
15

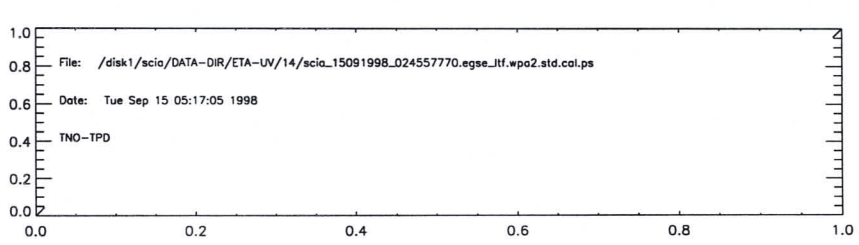
File: /disk1/scia/DATA-DIR/ETA-UV/14/scia_15091998_024557770.egse_itf.wpa2.std.cal.ps
Date: Tue Sep 15 05:17:05 1998
TNO-TPD
1.0
0.8
0.6
0.4
0.2
0.0
0.0
0.2
0.4
0.6
0.8
1.0

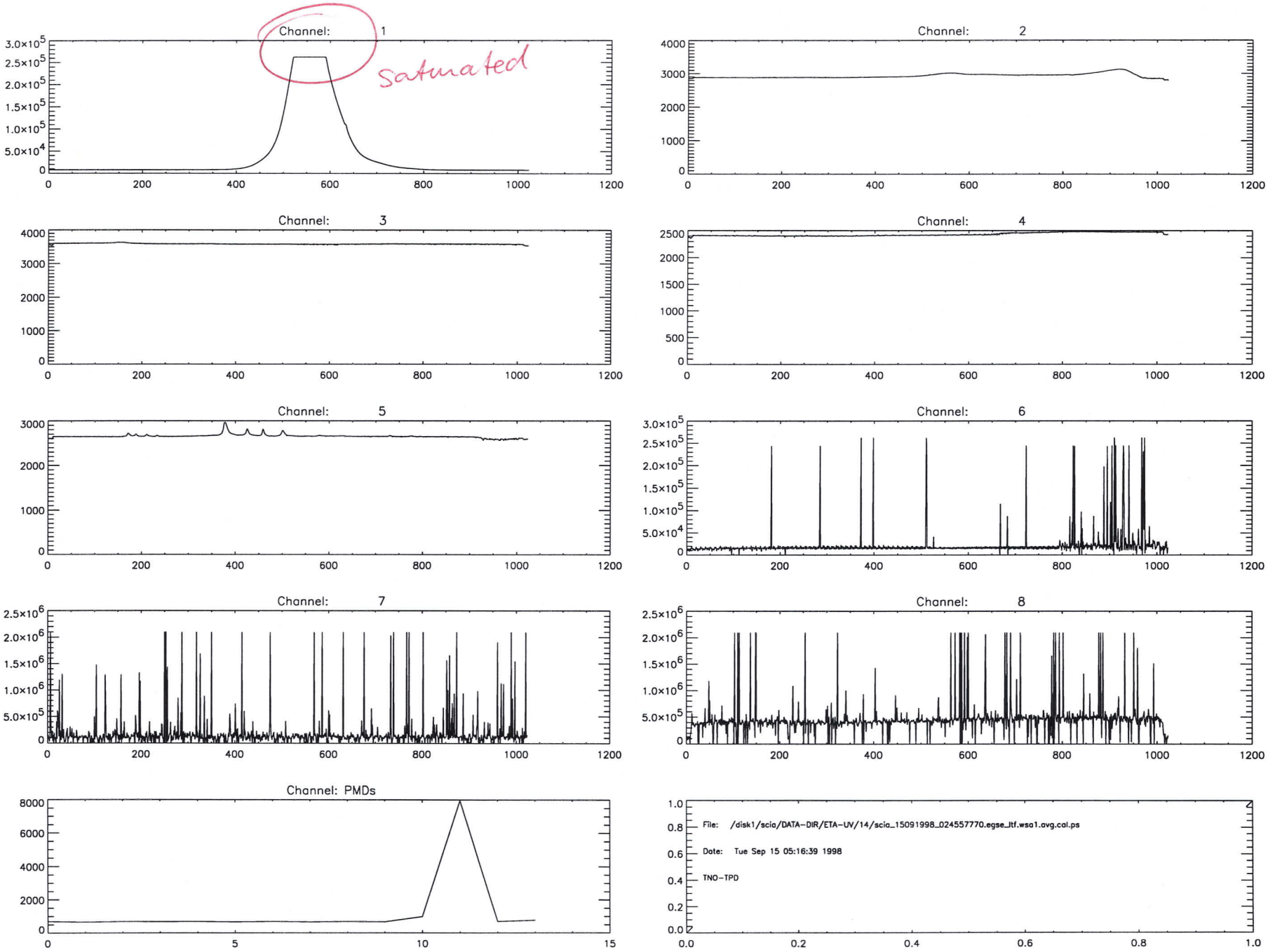
Channel: 1
saturated
Channel: 2
Channel: 3
Channel: 4
Channel: 5
Channel: 6
Channel: 7
Channel: 8
Channel: PMDs
File: /disk1/scia/DATA-DIR/ETA-UV/14/scia_15091998_024557770.egse_Itf.wsa1.avg.cal.ps
Date: Tue Sep 15 05:16:39 1998
TNO-TPD

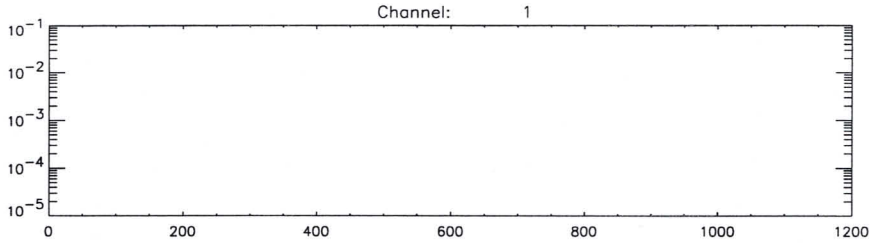
Channel: 1
10^{-1}
10^{-2}
10^{-3}
10^{-4}
10^{-5}
0
200
400
600
800
1000
1200

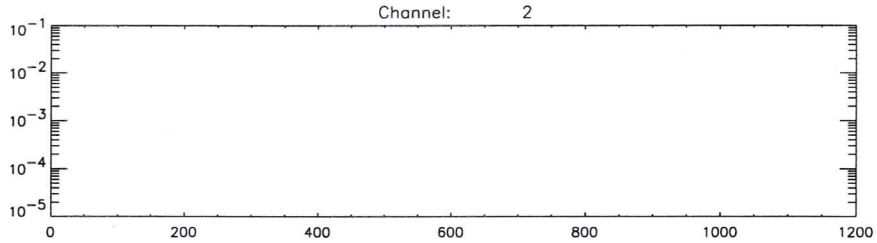
Channel: 2
10^{-1}
10^{-2}
10^{-3}
10^{-4}
10^{-5}
0
200
400
600
800
1000
1200

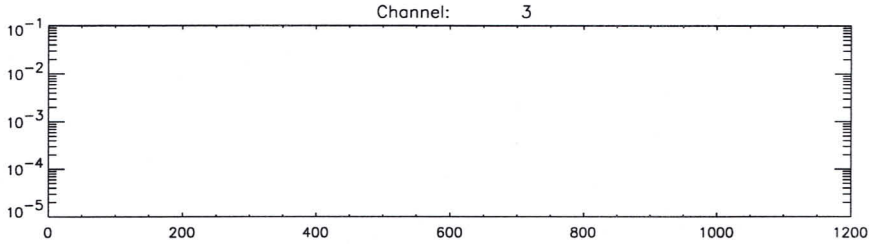
Channel: 3
10^{-1}
10^{-2}
10^{-3}
10^{-4}
10^{-5}
0
200
400
600
800
1000
1200

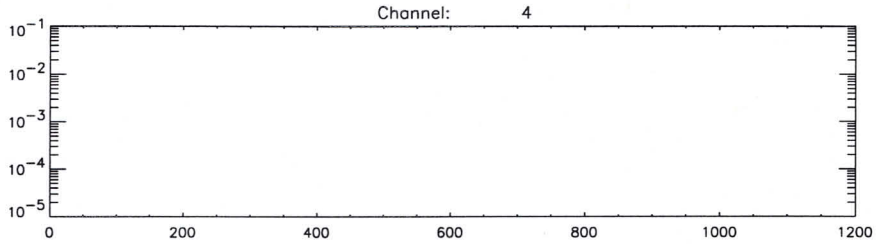
Channel: 4
10^{-1}
10^{-2}
10^{-3}
10^{-4}
10^{-5}
0
200
400
600
800
1000
1200

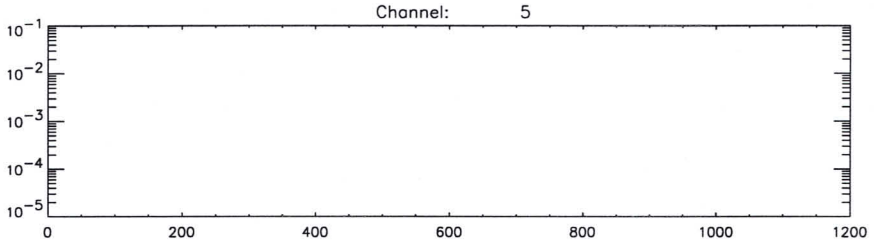
Channel: 5
10^{-1}
10^{-2}
10^{-3}
10^{-4}
10^{-5}
0
200
400
600
800
1000
1200

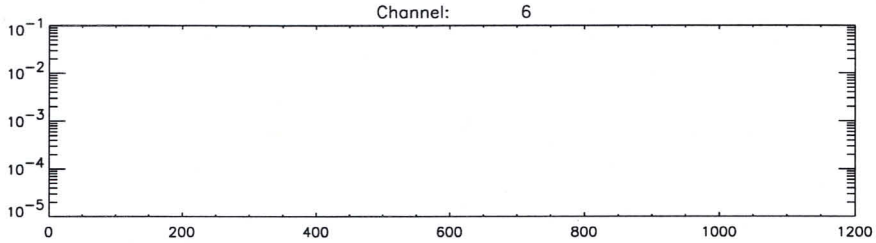
Channel: 6
10^{-1}
10^{-2}
10^{-3}
10^{-4}
10^{-5}
0
200
400
600
800
1000
1200

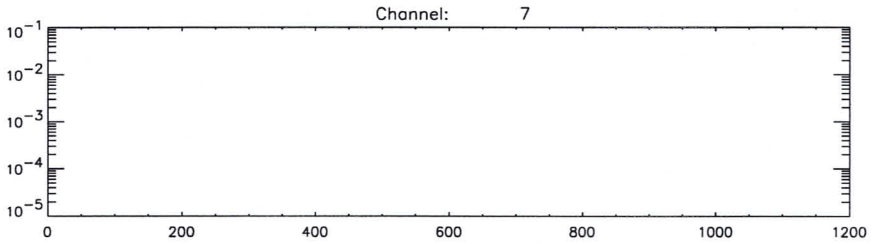
Channel: 7
10^{-1}
10^{-2}
10^{-3}
10^{-4}
10^{-5}
0
200
400
600
800
1000
1200

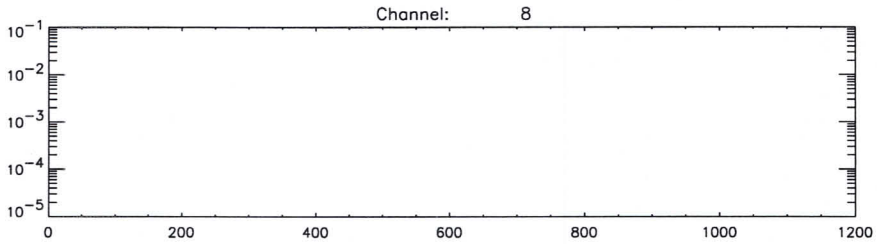
Channel: 8
10^{-1}
10^{-2}
10^{-3}
10^{-4}
10^{-5}
0
200
400
600
800
1000
1200

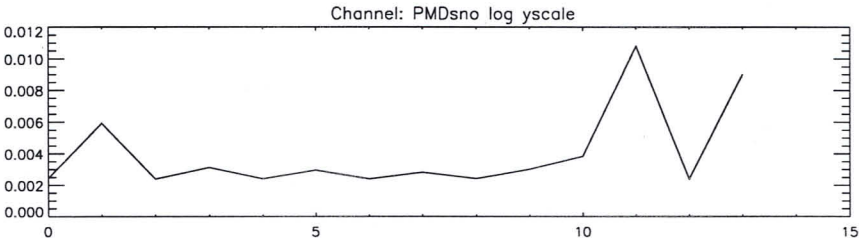
Channel: PMDsno log yscale
0.012
0.010
0.008
0.006
0.004
0.002
0.000
0
5
10
15

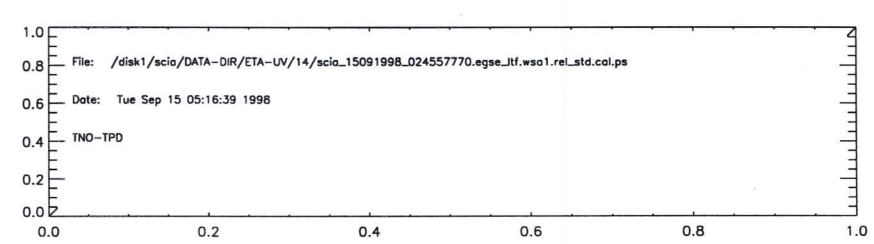
1.0
0.8
0.6
0.4
0.2
0.0
File: /disk1/scia/DATA-DIR/ETA-UV/14/scia_15091998_024557770.egse_ltf.wsa1.rel_std.cal.ps
Date: Tue Sep 15 05:16:39 1998
TNO-TPD
0.0
0.2
0.4
0.6
0.8
1.0

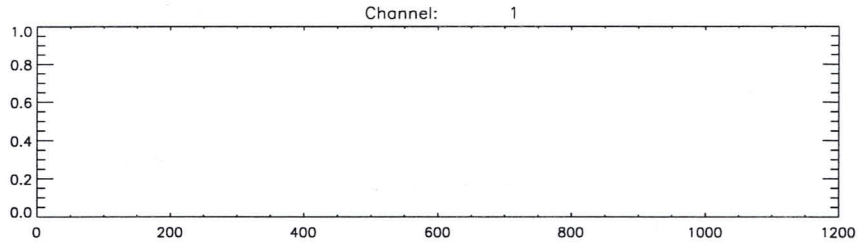
Channel: 1
1.0
0.8
0.6
0.4
0.2
0.0
0
200
400
600
800
1000
1200

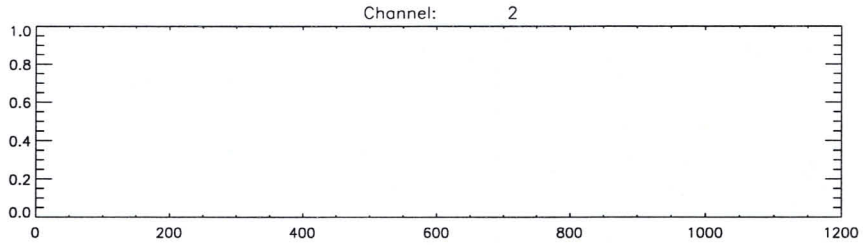
Channel: 2
1.0
0.8
0.6
0.4
0.2
0.0
0
200
400
600
800
1000
1200

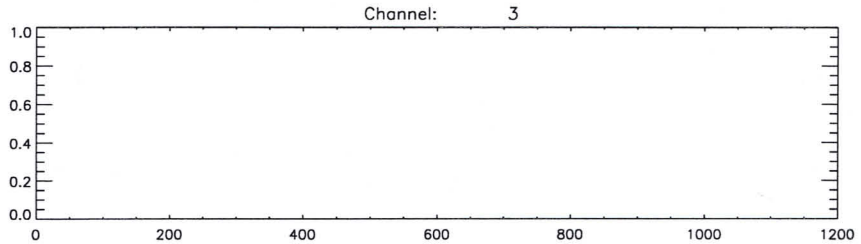
Channel: 3
1.0
0.8
0.6
0.4
0.2
0.0
0
200
400
600
800
1000
1200

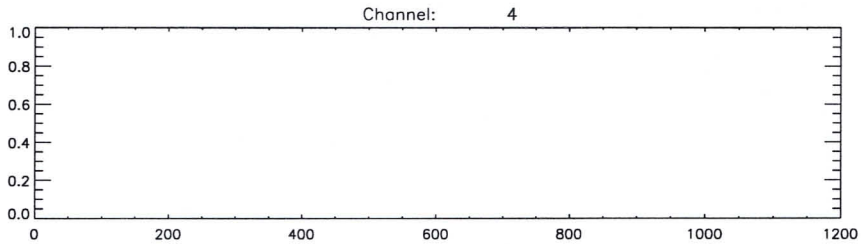
Channel: 4
1.0
0.8
0.6
0.4
0.2
0.0
0
200
400
600
800
1000
1200

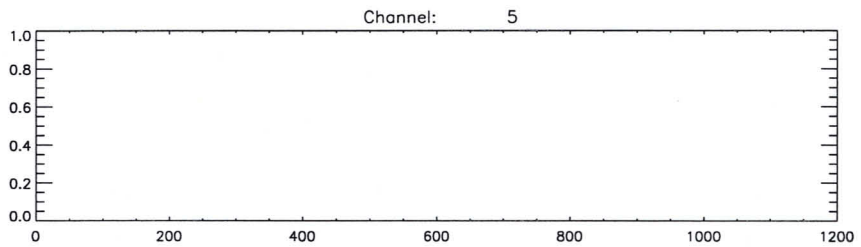
Channel: 5
1.0
0.8
0.6
0.4
0.2
0.0
0
200
400
600
800
1000
1200

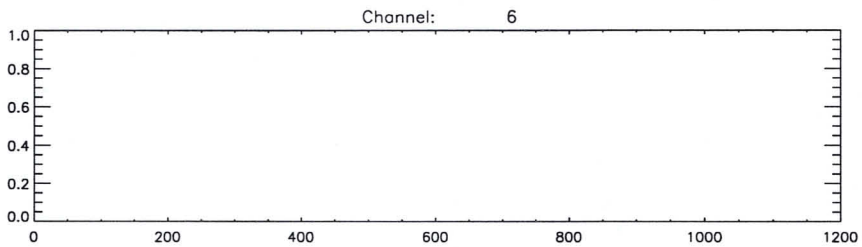
Channel: 6
1.0
0.8
0.6
0.4
0.2
0.0
0
200
400
600
800
1000
1200

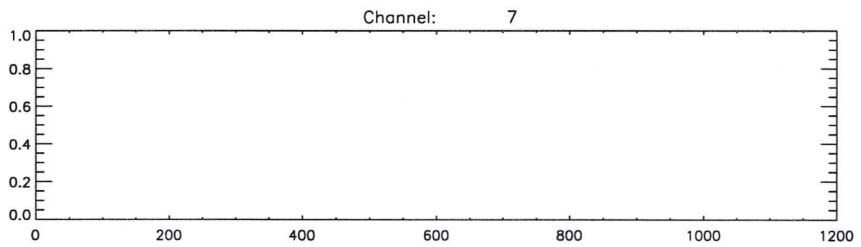
Channel: 7
1.0
0.8
0.6
0.4
0.2
0.0
0
200
400
600
800
1000
1200

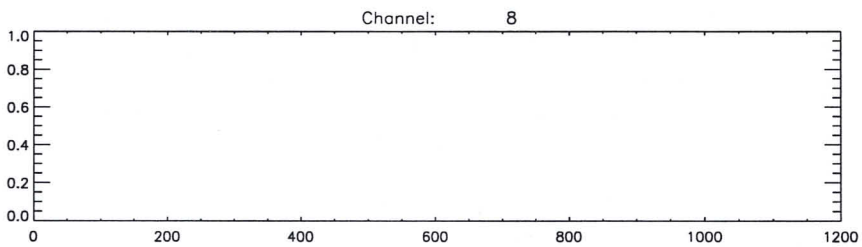
Channel: 8
1.0
0.8
0.6
0.4
0.2
0.0
0
200
400
600
800
1000
1200

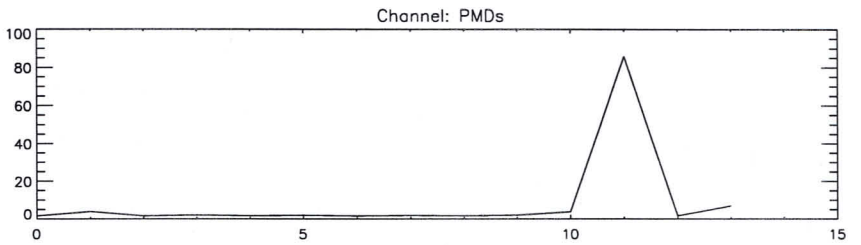
Channel: PMDs
100
80
60
40
20
0
0
5
10
15

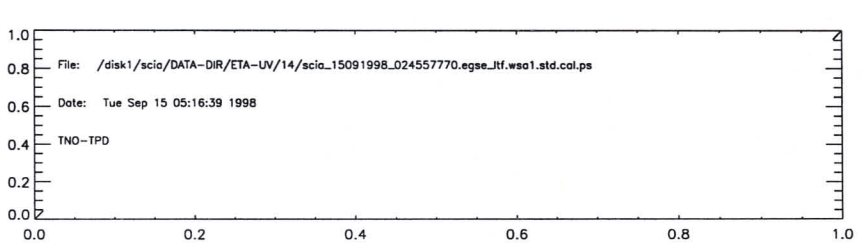
File: /disk1/scia/DATA-DIR/ETA-UV/14/scia_15091998_024557770.egse_ltf.wsa1.std.cal.ps
Date: Tue Sep 15 05:16:39 1998
TNO-TPD
1.0
0.8
0.6
0.4
0.2
0.0
0.0
0.2
0.4
0.6
0.8
1.0

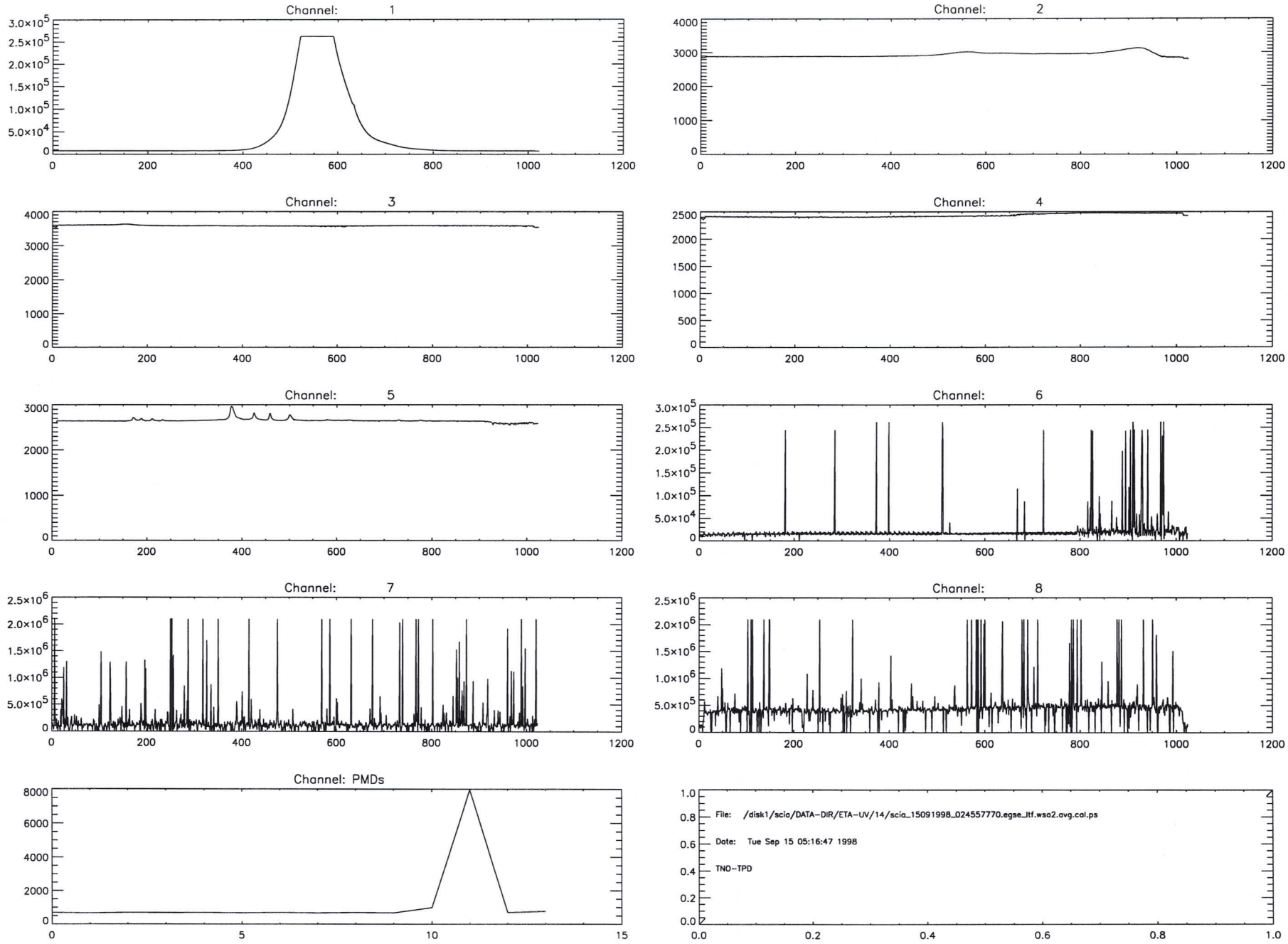
Channel: 1
Channel: 2
Channel: 3
Channel: 4
Channel: 5
Channel: 6
Channel: 7
Channel: 8
Channel: PMDs
File: /disk1/scia/DATA-DIR/ETA-UV/14/scia_15091998_024557770.egse_itf.wsa2.avg.cal.ps
Date: Tue Sep 15 05:16:47 1998
TNO-TPD

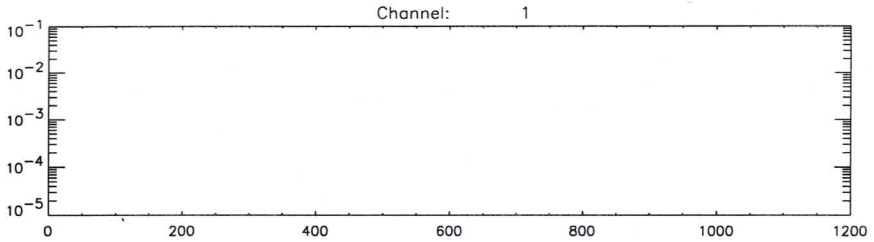
Channel: 1
10^{-1}
10^{-2}
10^{-3}
10^{-4}
10^{-5}
0
200
400
600
800
1000
1200

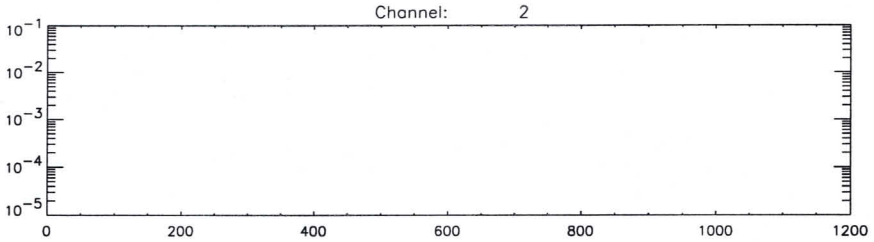
Channel: 2
10^{-1}
10^{-2}
10^{-3}
10^{-4}
10^{-5}
0
200
400
600
800
1000
1200

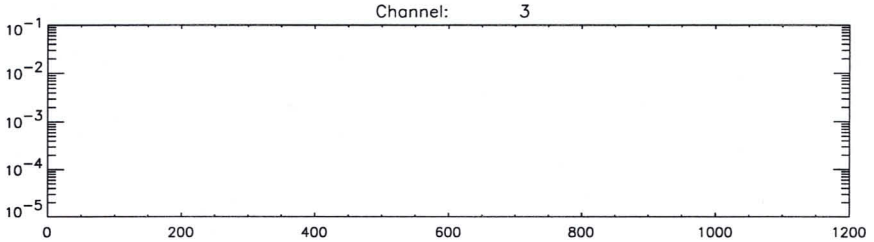
Channel: 3
10^{-1}
10^{-2}
10^{-3}
10^{-4}
10^{-5}
0
200
400
600
800
1000
1200

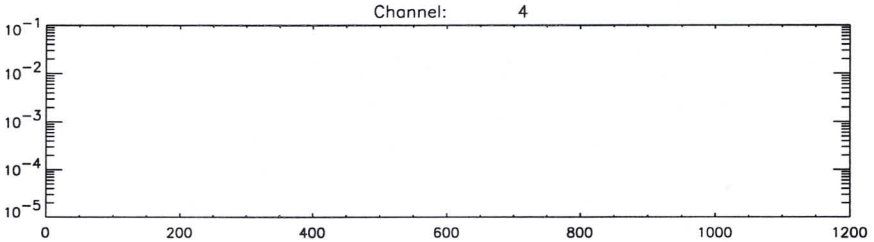
Channel: 4
10^{-1}
10^{-2}
10^{-3}
10^{-4}
10^{-5}
0
200
400
600
800
1000
1200

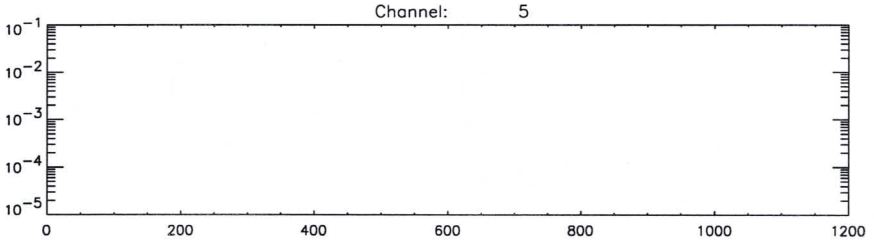
Channel: 5
10^{-1}
10^{-2}
10^{-3}
10^{-4}
10^{-5}
0
200
400
600
800
1000
1200

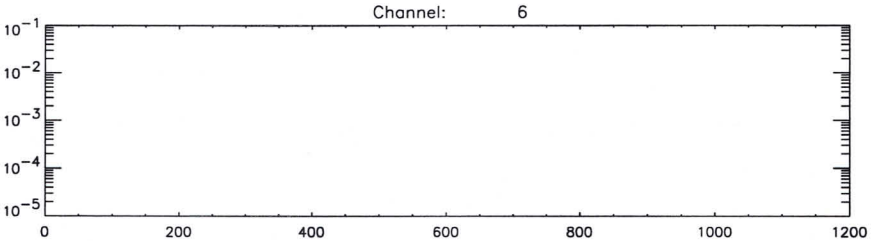
Channel: 6
10^{-1}
10^{-2}
10^{-3}
10^{-4}
10^{-5}
0
200
400
600
800
1000
1200

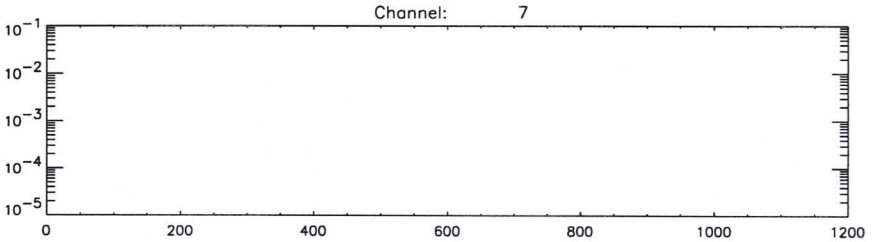
Channel: 7
10^{-1}
10^{-2}
10^{-3}
10^{-4}
10^{-5}
0
200
400
600
800
1000
1200

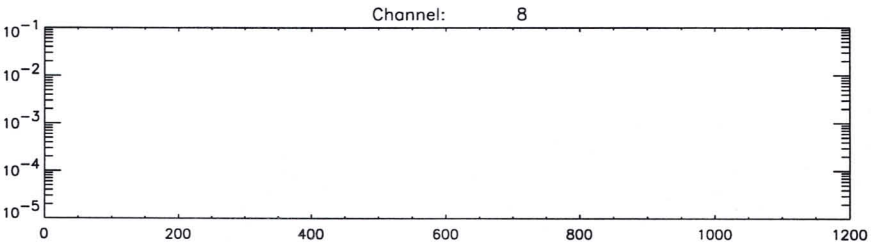
Channel: 8
10^{-1}
10^{-2}
10^{-3}
10^{-4}
10^{-5}
0
200
400
600
800
1000
1200

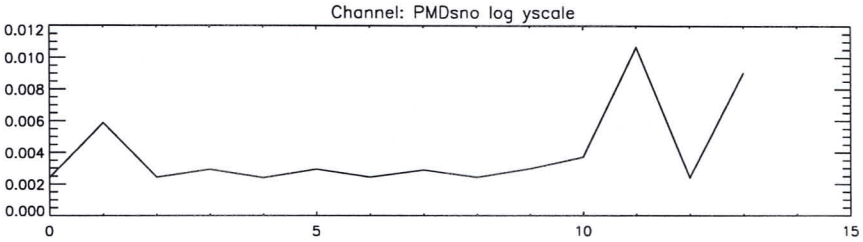
Channel: PMDsno log yscale
0.012
0.010
0.008
0.006
0.004
0.002
0.000
0
5
10
15

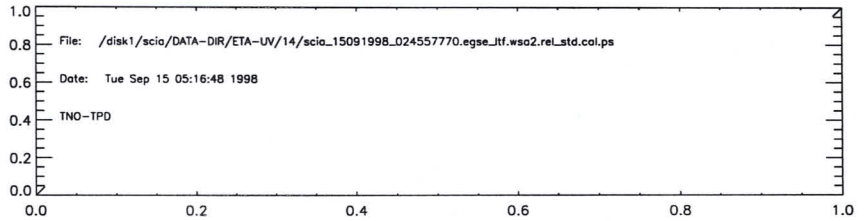
File: /disk1/scia/DATA-DIR/ETA-UV/14/scia_15091998_024557770.egse_ltf.wsa2.rel_std.col.ps
Date: Tue Sep 15 05:16:48 1998
TNO-TPD
1.0
0.8
0.6
0.4
0.2
0.0
0.0
0.2
0.4
0.6
0.8
1.0

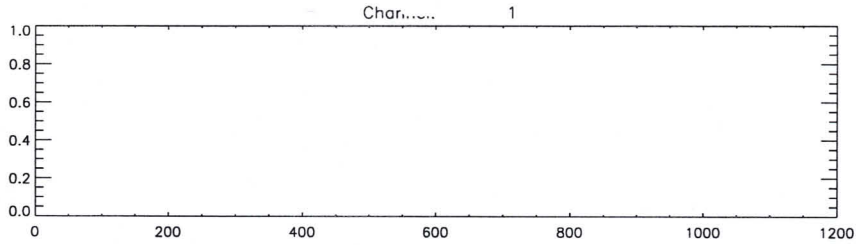
Channel: 1
1.0
0.8
0.6
0.4
0.2
0.0
0
200
400
600
800
1000
1200

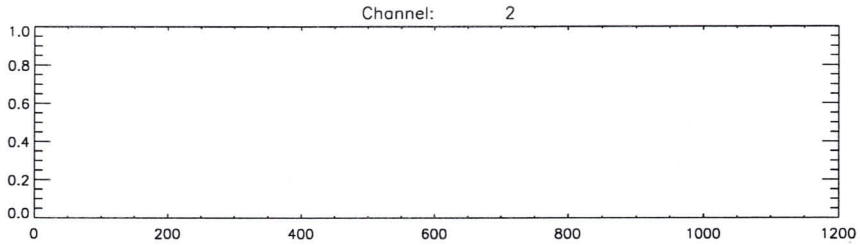
Channel: 2
1.0
0.8
0.6
0.4
0.2
0.0
0
200
400
600
800
1000
1200

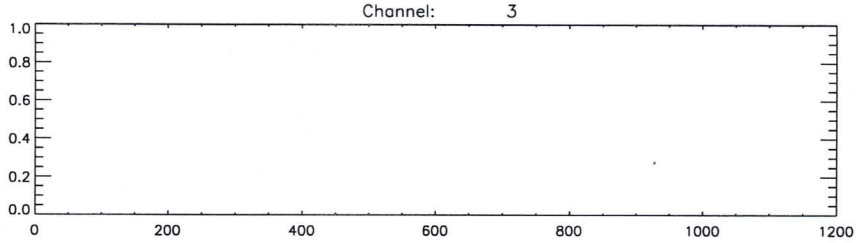
Channel: 3
1.0
0.8
0.6
0.4
0.2
0.0
0
200
400
600
800
1000
1200

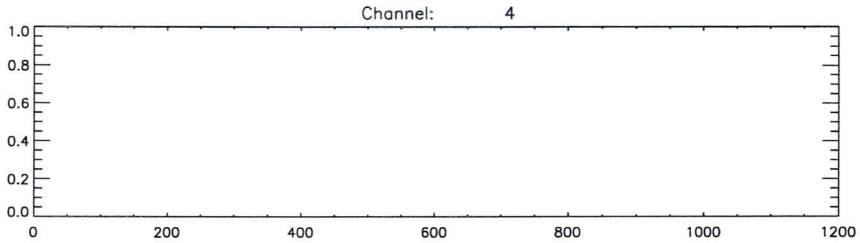
Channel: 4
1.0
0.8
0.6
0.4
0.2
0.0
0
200
400
600
800
1000
1200

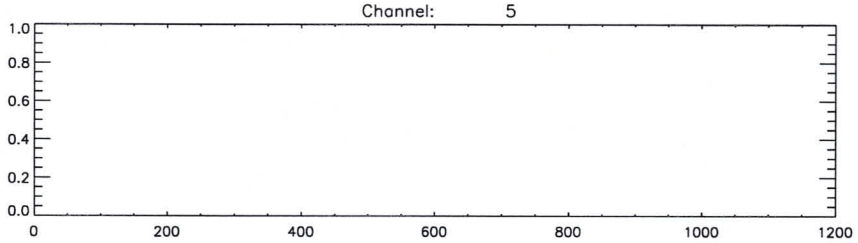
Channel: 5
1.0
0.8
0.6
0.4
0.2
0.0
0
200
400
600
800
1000
1200

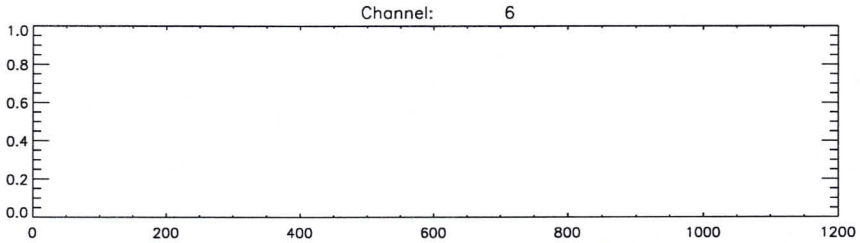
Channel: 6
1.0
0.8
0.6
0.4
0.2
0.0
0
200
400
600
800
1000
1200

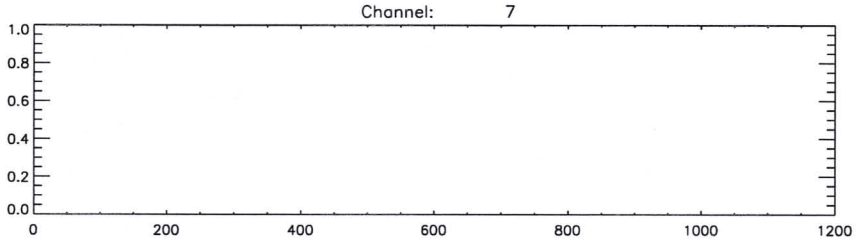
Channel: 7
1.0
0.8
0.6
0.4
0.2
0.0
0
200
400
600
800
1000
1200

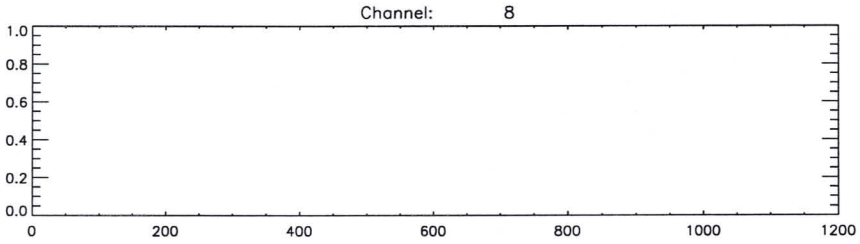
Channel: 8
1.0
0.8
0.6
0.4
0.2
0.0
0
200
400
600
800
1000
1200

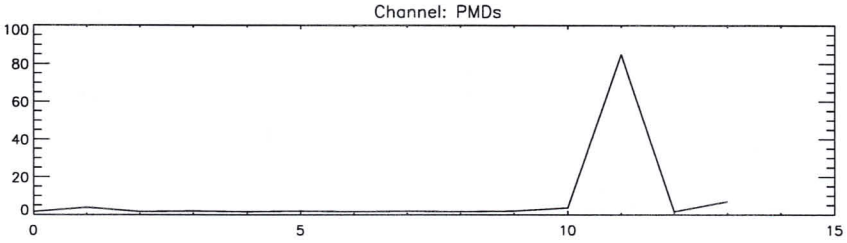
Channel: PMDs
100
80
60
40
20
0
0
5
10
15

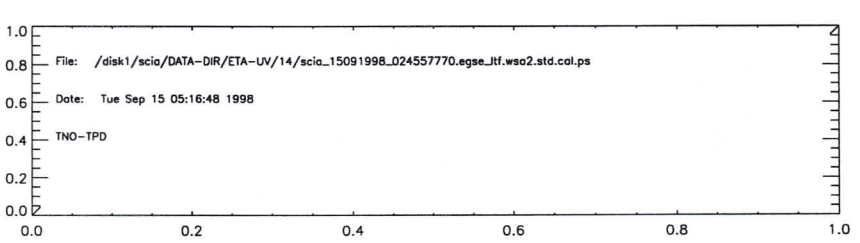
File: /disk1/scia/DATA-DIR/ETA-UV/14/scia_15091998_024557770.egse_ltf.wso2.std.col.ps
Date: Tue Sep 15 05:16:48 1998
TNO-TPD
1.0
0.8
0.6
0.4
0.2
0.0
0.0
0.2
0.4
0.6
0.8
1.0

Remark : test run
EGSE-File : /disk1/SciaSCOE/log/DATA-DIR/ETA-UV/14/scia_15091998_024557770.egse_ltf record = 12
Date : Tue 15-Sep-98 02:48:47 Channel # 5FM

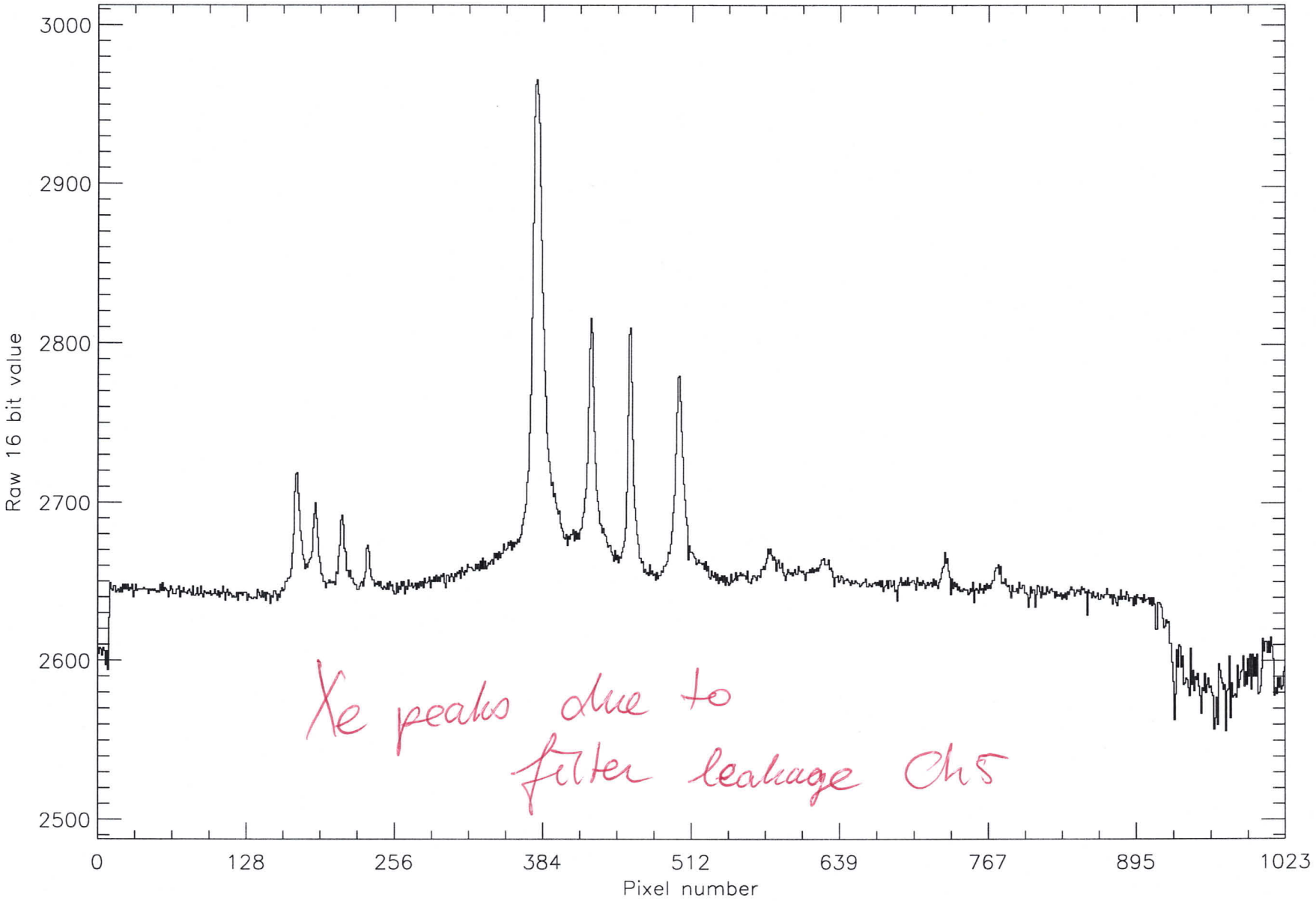

```
time       = Tue Sep 15 05:16:31 1998
batch      = du1
Start TOD = Tue 15-Sep-98 02:46:56
End   TOD = Tue 15-Sep-98 02:48:47
Processing= computation of average, standard dev. and rel.standard dev.
```

```
time       = Tue Sep 15 05:17:20 1998
batch      = du2
Start TOD = Tue 15-Sep-98 02:56:16
End   TOD = Tue 15-Sep-98 02:59:47
Processing= computation of average, standard dev. and rel.standard dev.
time       = Tue Sep 15 05:17:28 1998
batch      = du2
Start TOD = Tue 15-Sep-98 02:59:47
End   TOD = Tue 15-Sep-98 02:59:47
Processing= computation of average, standard dev. and rel.standard dev.
```

```
time       = Tue Sep 15 05:16:56 1998
batch      = wpa1
Start TOD = Tue 15-Sep-98 02:52:31
End   TOD = Tue 15-Sep-98 02:54:23
Processing= computation of average, standard dev. and rel.standard dev.
```

```
time       = Tue Sep 15 05:17:05 1998
batch      = wpa2
Start TOD = Tue 15-Sep-98 02:54:23
End   TOD = Tue 15-Sep-98 02:56:16
Processing= computation of average, standard dev. and rel.standard dev.
```

```
time       = Tue Sep 15 05:16:39 1998
batch      = wsa1
Start TOD = Tue 15-Sep-98 02:48:47
End   TOD = Tue 15-Sep-98 02:50:38
Processing= computation of average, standard dev. and rel.standard dev.
```

```
time       = Tue Sep 15 05:16:48 1998
batch      = wsa2
Start TOD = Tue 15-Sep-98 02:50:38
End   TOD = Tue 15-Sep-98 02:52:31
Processing= computation of average, standard dev. and rel.standard dev.
```

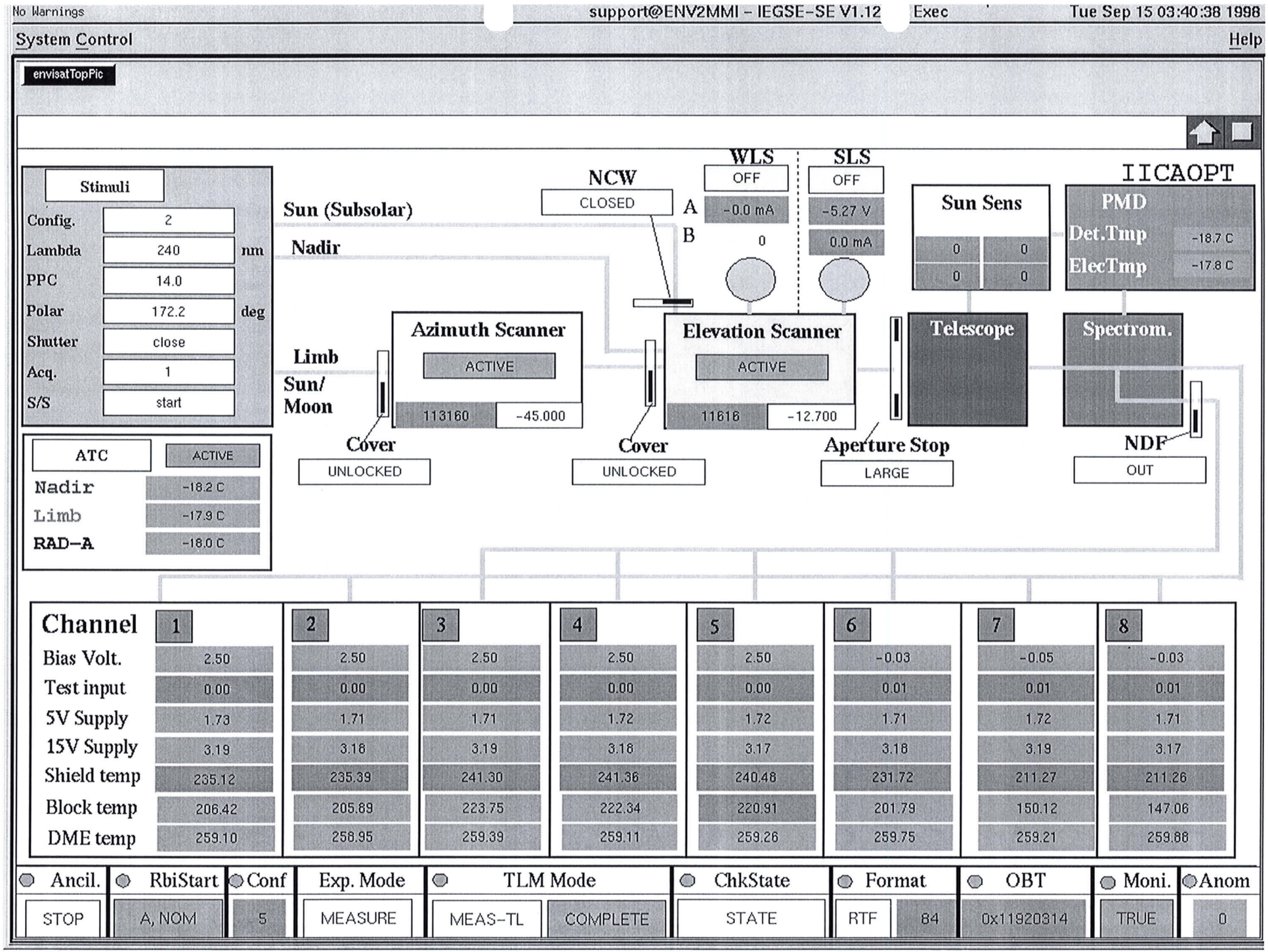
No Warnings
support@ENV2MMI - IEGSE-SE V1.12
Exec
Tue Sep 15 03:40:38 1998
System Control
Help
envisatTopPic
Stimuli
Config. 2
Lambda 240 nm
PPC 14.0
Polar 172.2 deg
Shutter close
Acq. 1
S/S start
ATC ACTIVE
Nadir -18.2 C
Limb -17.9 C
RAD-A -18.0 C
Sun (Subsolar)
Nadir
Limb
Sun/
Moon
NCW
CLOSED
WLS
OFF
A -0.0 mA
B 0
SLS
OFF
-5.27 V
0.0 mA
Sun Sens
0 0
0 0
IICAOPT
PMD
Det.Tmp -18.7 C
ElecTmp -17.8 C
Azimuth Scanner
ACTIVE
113160 -45.000
Elevation Scanner
ACTIVE
11616 -12.700
Telescope
Spectrom.
Cover
UNLOCKED
Cover
UNLOCKED
Aperture Stop
LARGE
NDF
OUT
Channel 1 2 3 4 5 6 7 8
Bias Volt. 2.50 2.50 2.50 2.50 2.50 -0.03 -0.05 -0.03
Test input 0.00 0.00 0.00 0.00 0.00 0.01 0.01 0.01
5V Supply 1.73 1.71 1.71 1.72 1.72 1.71 1.72 1.71
15V Supply 3.19 3.16 3.19 3.16 3.17 3.16 3.19 3.17
Shield temp 235.12 235.39 241.30 241.36 240.48 231.72 211.27 211.26
Block temp 206.42 205.89 223.75 222.34 220.91 201.79 150.12 147.06
DME temp 259.10 258.95 259.39 259.11 259.26 259.75 259.21 259.88
Ancil. STOP
RbiStart A, NOM
Conf 5
Exp. Mode MEASURE
TLM Mode MEAS-TL COMPLETE
ChkState STATE
Format RTF 84
OBT 0x11920314
Moni. TRUE
Anom 0

Formal Run of Measurement

(Measurement ID) ETA_UV_VIS_ LIMB

Request for Actual Status		(cross out entries that are **not** requested.)
Request for Modification		(fill in only entries to be modified)
Request for Run	X	(no entries = run based on actual default settings)

Scanner Positions

Azimuth	-45.000	deg
Elevation	-12.700	deg

Timeline for each Data Acquisition Period during Measurement

	1	2	3	4	5	6	7	8	9	10
State ID	9									
Repetitions	10									

State Parameters for States used in Timeline (State ID must be given)

ETA-UV/VIS.

Channel	PET [s] or H#	Co-Adding	PET [s] or H#	Co-Adding	PET [s] or H#	Co-Adding	PET [s] or H#	Co-Adding
1a	4	16						
1b	4	16						
2b	64	1						
2a	64	1						
3	64	1						
4	64	1						
5	64	1						
6	16	4						
7	2	32						
8	2	32						
State ID								

Stimuli Settings for Existing Blocks in Measurement

Block No	Stimuli Setup ID	PPC [deg]	Polarizer [deg]	Shutter open/close	Acquisition Time [s]	Lambda [nm] Start	Stop	Step	Repetition Factor	Message	OS Setup Time [s]
1	2	14	172.2	close	1	240	240	0	1	dui	12
2.1	2	|	172.2	open	|	|	|	|	|	WSa#	20
2.2	2	|	172.2	|	|	|	|	|	|	WSa#	20
3.1	2	|	86.0	|	|	|	|	|	|	WPa#	20
3.2	2	|	|	open	|	|	|	|	|	WPa#	20
4.1	2	|	|	close	|	|	|	|	|	du2	20
4.2	2	|	|	close	|	|	|	|	|	du2	20
5	2	14	86.0	close	1	240	240	0	1	du2	8

Measurement Data Description

Test Purpose	Formal UID 53 adapt
Remark	
Data Directory	0258_03.34.08_ETA_UKVIS_

Signatures

	Date	Signature
Issued	15/9/98	
< Performed	15-9-98	

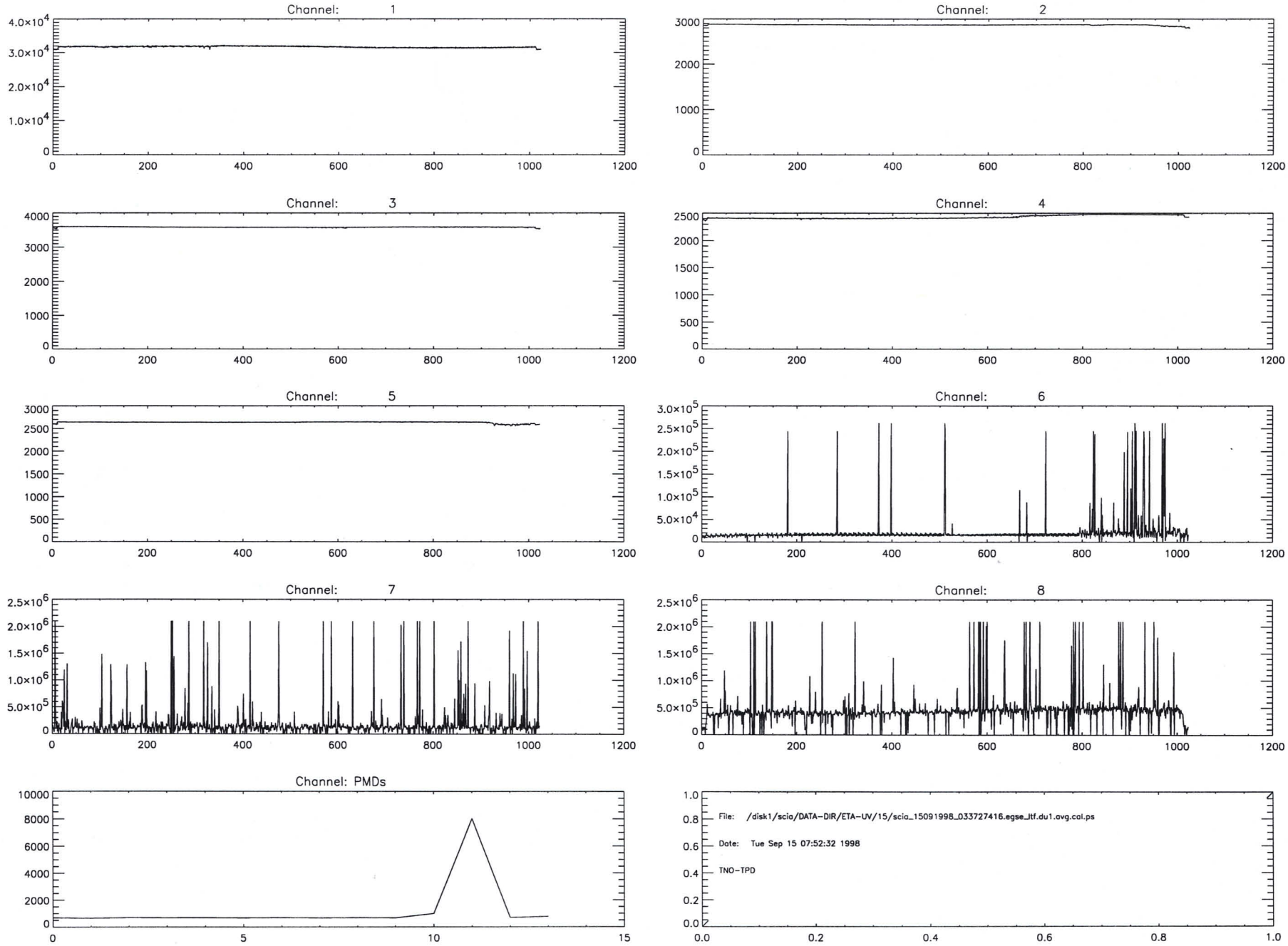
Channel: 1
Channel: 2
Channel: 3
Channel: 4
Channel: 5
Channel: 6
Channel: 7
Channel: 8
Channel: PMDs
File: /disk1/scia/DATA-DIR/ETA-UV/15/scia_15091998_033727416.egse_ltf.du1.avg.cal.ps
Date: Tue Sep 15 07:52:32 1998
TNO-TPD

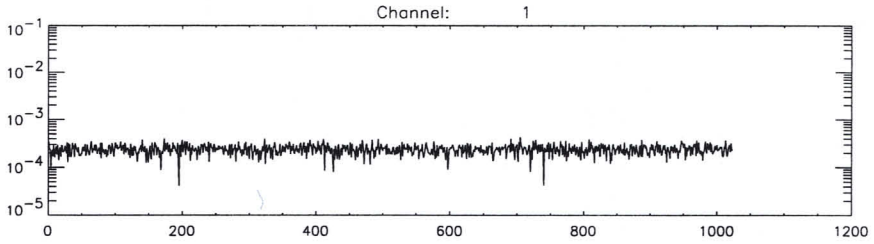
Channel: 1

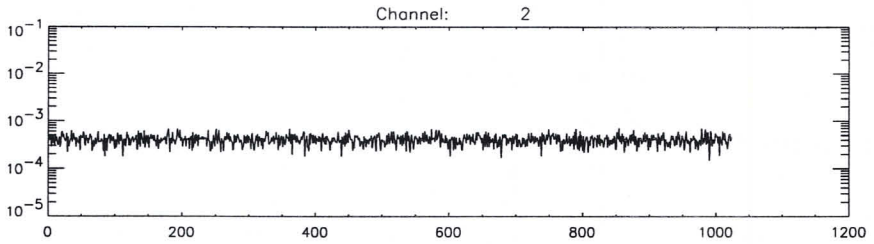
Channel: 2

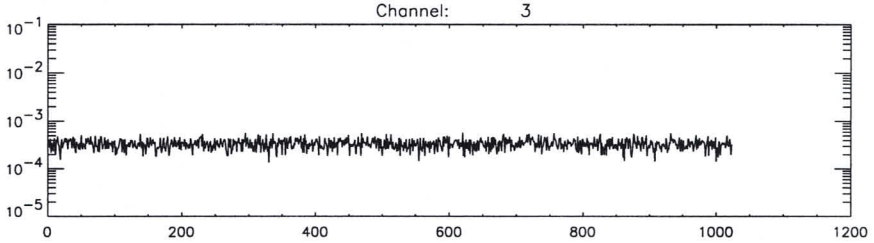
Channel: 3

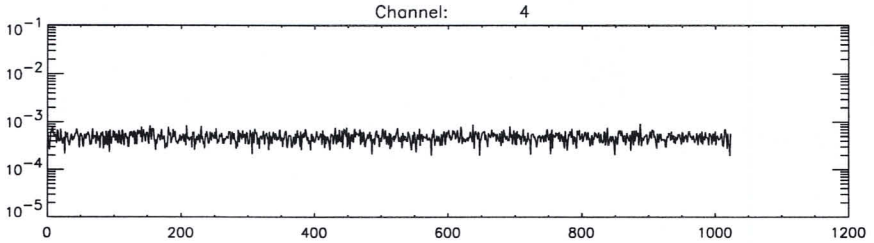
Channel: 4

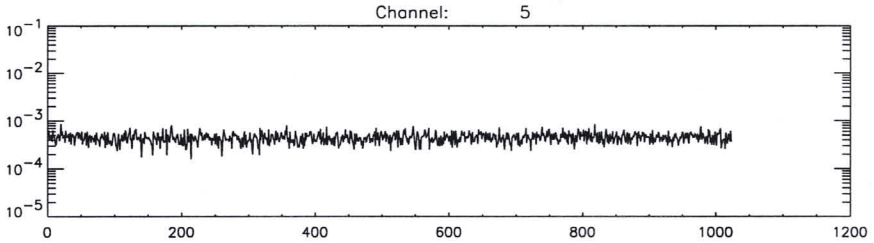
Channel: 5

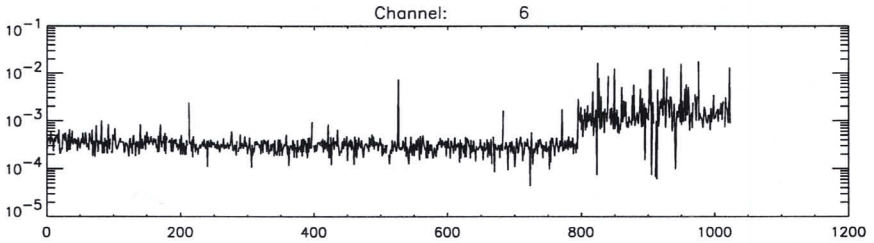
Channel: 6

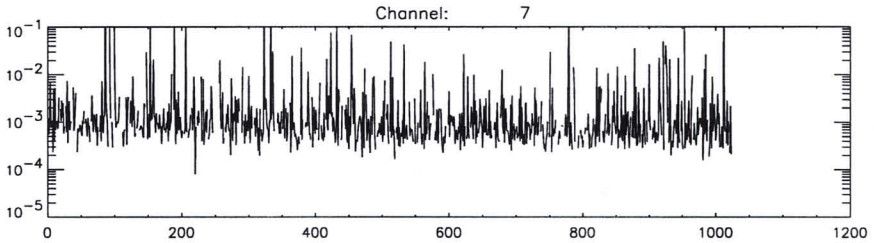
Channel: 7

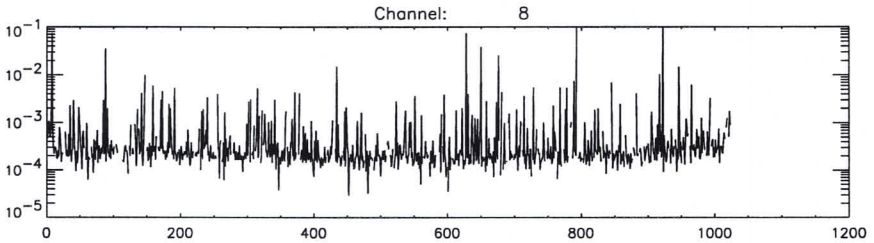
Channel: 8

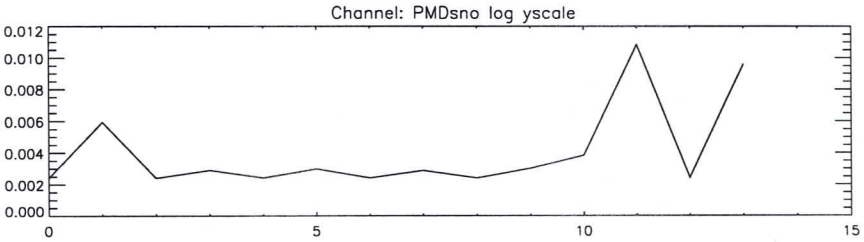
Channel: PMDsno log yscale

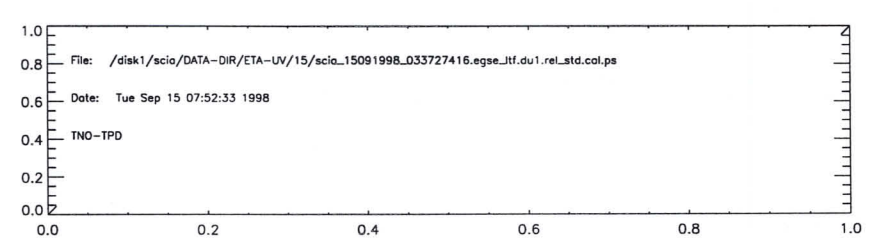
File: /disk1/scia/DATA-DIR/ETA-UV/15/scia_15091998_033727416.egse_ltf.du1.rel_std.cal.ps
Date: Tue Sep 15 07:52:33 1998
TNO-TPD

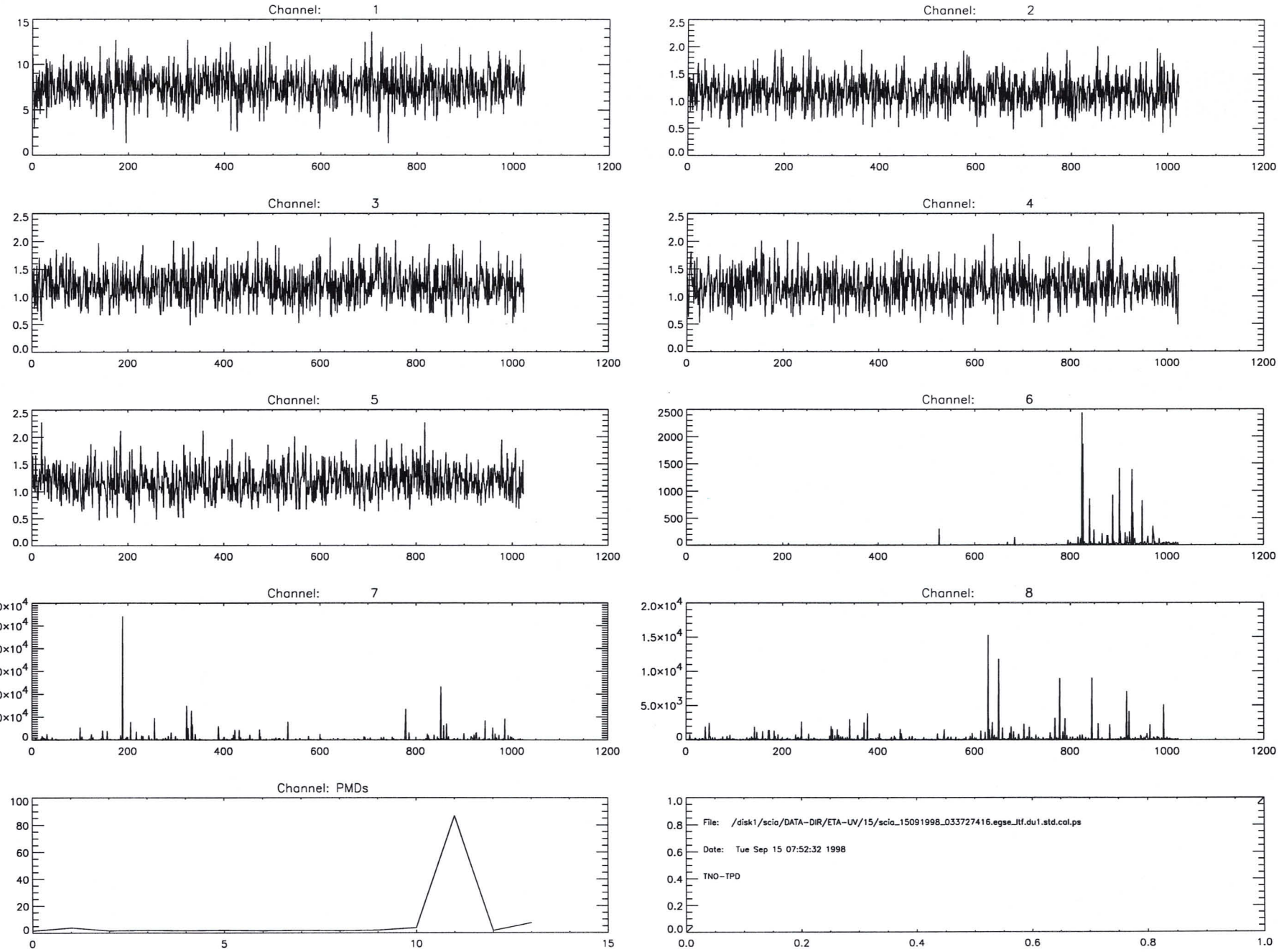
Channel: 1
Channel: 2
Channel: 3
Channel: 4
Channel: 5
Channel: 6
Channel: 7
Channel: 8
Channel: PMDs
File: /disk1/scia/DATA-DIR/ETA-UV/15/scia_15091998_033727416.egse_itf.du1.std.cal.ps
Date: Tue Sep 15 07:52:32 1998
TNO-TPD

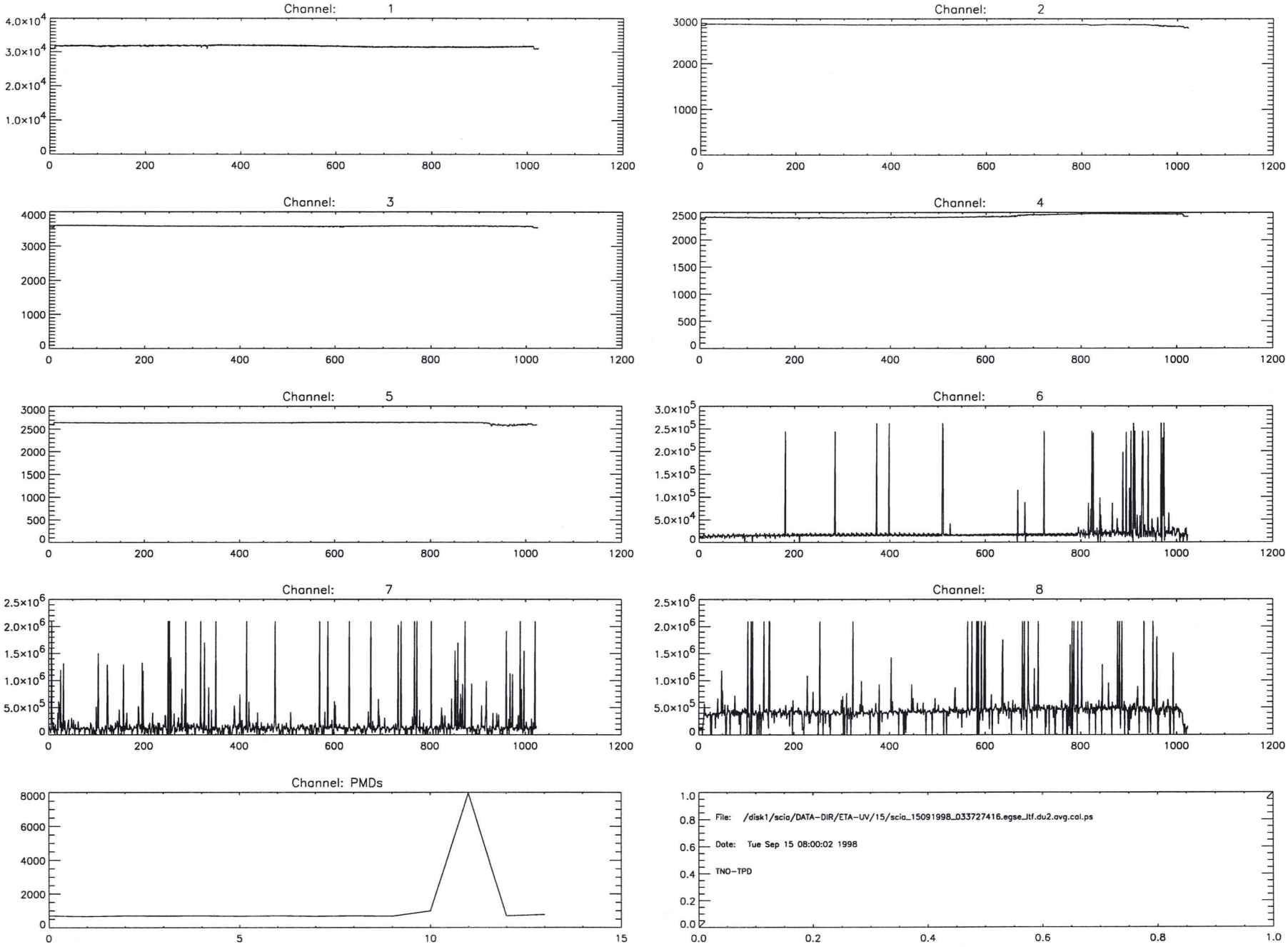
Channel: 1
Channel: 2
Channel: 3
Channel: 4
Channel: 5
Channel: 6
Channel: 7
Channel: 8
Channel: PMDs
File: /disk1/scia/DATA-DIR/ETA-UV/15/scia_15091998_033727416.egse_itf.du2.avg.cal.ps
Date: Tue Sep 15 08:00:02 1998
TNO-TPD

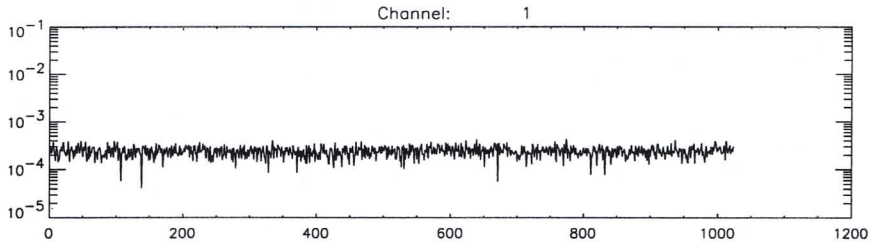
Channel: 1
10^{-1}
10^{-2}
10^{-3}
10^{-4}
10^{-5}
0
200
400
600
800
1000
1200

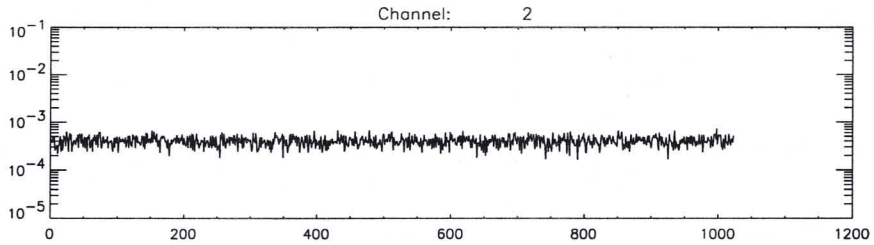
Channel: 2
10^{-1}
10^{-2}
10^{-3}
10^{-4}
10^{-5}
0
200
400
600
800
1000
1200

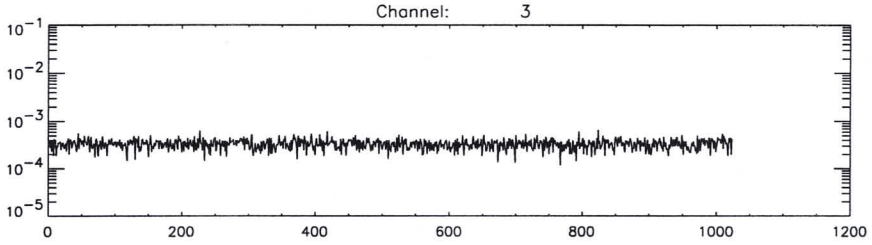
Channel: 3
10^{-1}
10^{-2}
10^{-3}
10^{-4}
10^{-5}
0
200
400
600
800
1000
1200

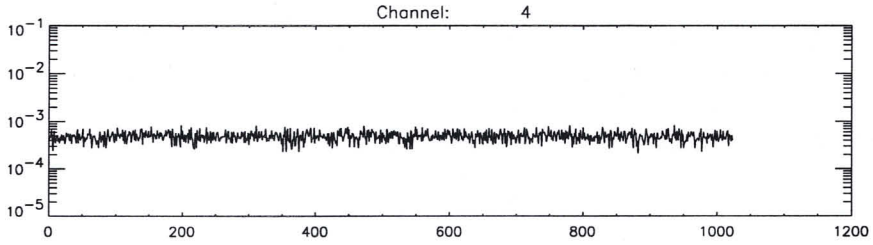
Channel: 4
10^{-1}
10^{-2}
10^{-3}
10^{-4}
10^{-5}
0
200
400
600
800
1000
1200

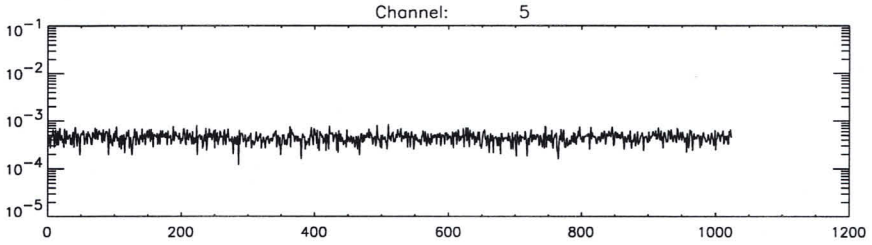
Channel: 5
10^{-1}
10^{-2}
10^{-3}
10^{-4}
10^{-5}
0
200
400
600
800
1000
1200

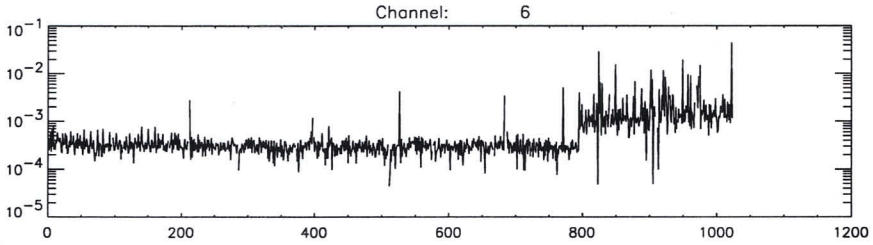
Channel: 6
10^{-1}
10^{-2}
10^{-3}
10^{-4}
10^{-5}
0
200
400
600
800
1000
1200

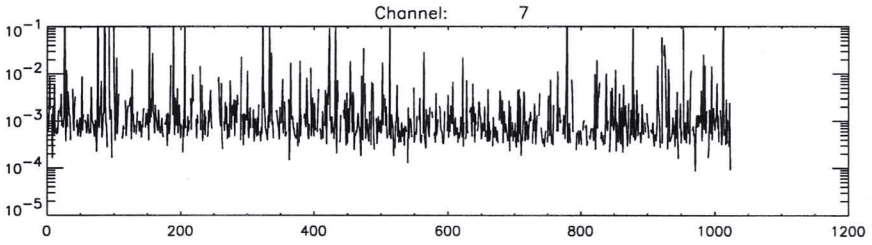
Channel: 7
10^{-1}
10^{-2}
10^{-3}
10^{-4}
10^{-5}
0
200
400
600
800
1000
1200

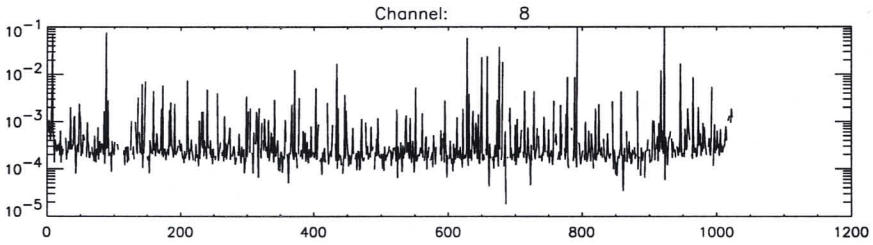
Channel: 8
10^{-1}
10^{-2}
10^{-3}
10^{-4}
10^{-5}
0
200
400
600
800
1000
1200

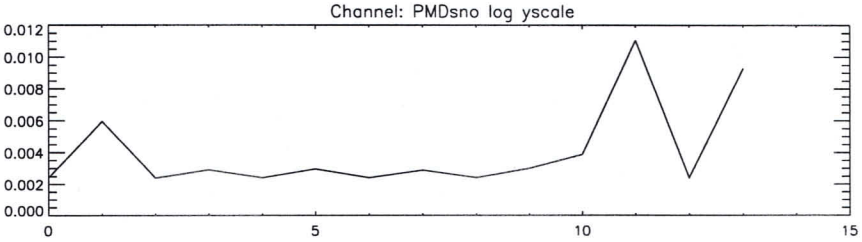
Channel: PMDsno log yscale
0.012
0.010
0.008
0.006
0.004
0.002
0.000
0
5
10
15

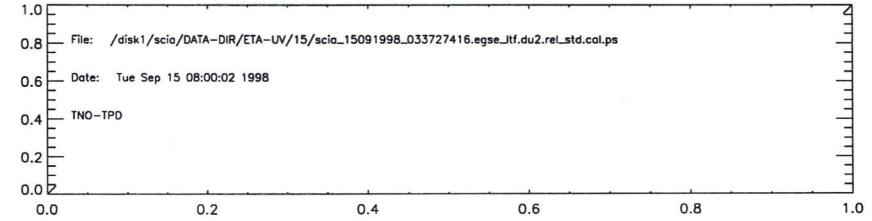
1.0
0.8
0.6
0.4
0.2
0.0
File: /disk1/scia/DATA-DIR/ETA-UV/15/scia_15091998_033727416.egse_itf.du2.rel_std.cal.ps
Date: Tue Sep 15 08:00:02 1998
TNO-TPD
0.0
0.2
0.4
0.6
0.8
1.0

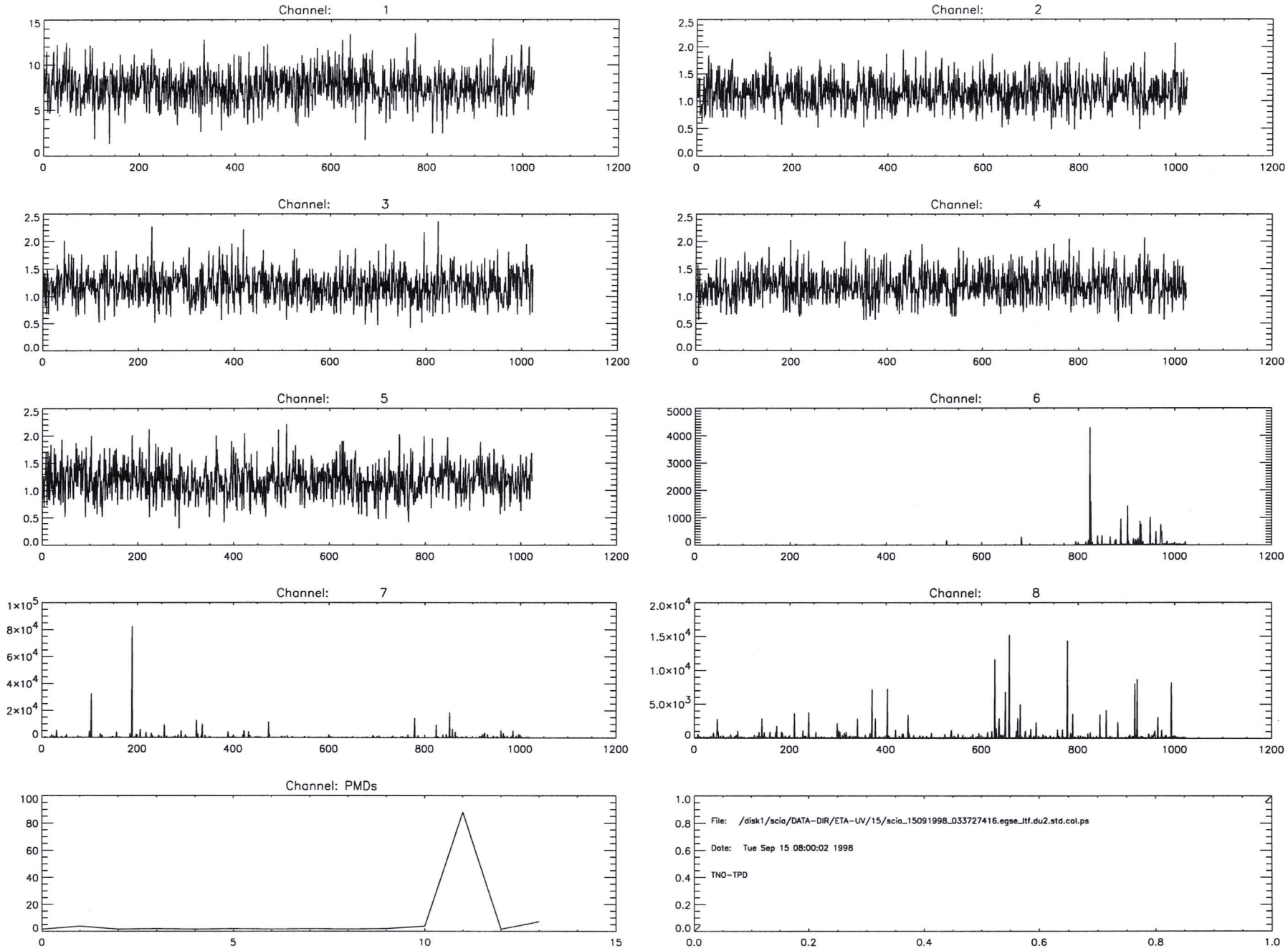
Channel: 1
Channel: 2
Channel: 3
Channel: 4
Channel: 5
Channel: 6
Channel: 7
Channel: 8
Channel: PMDs
File: /disk1/scia/DATA-DIR/ETA-UV/15/scia_15091998_033727416.egse_itf.du2.std.col.ps
Date: Tue Sep 15 08:00:02 1998
TNO-TPD

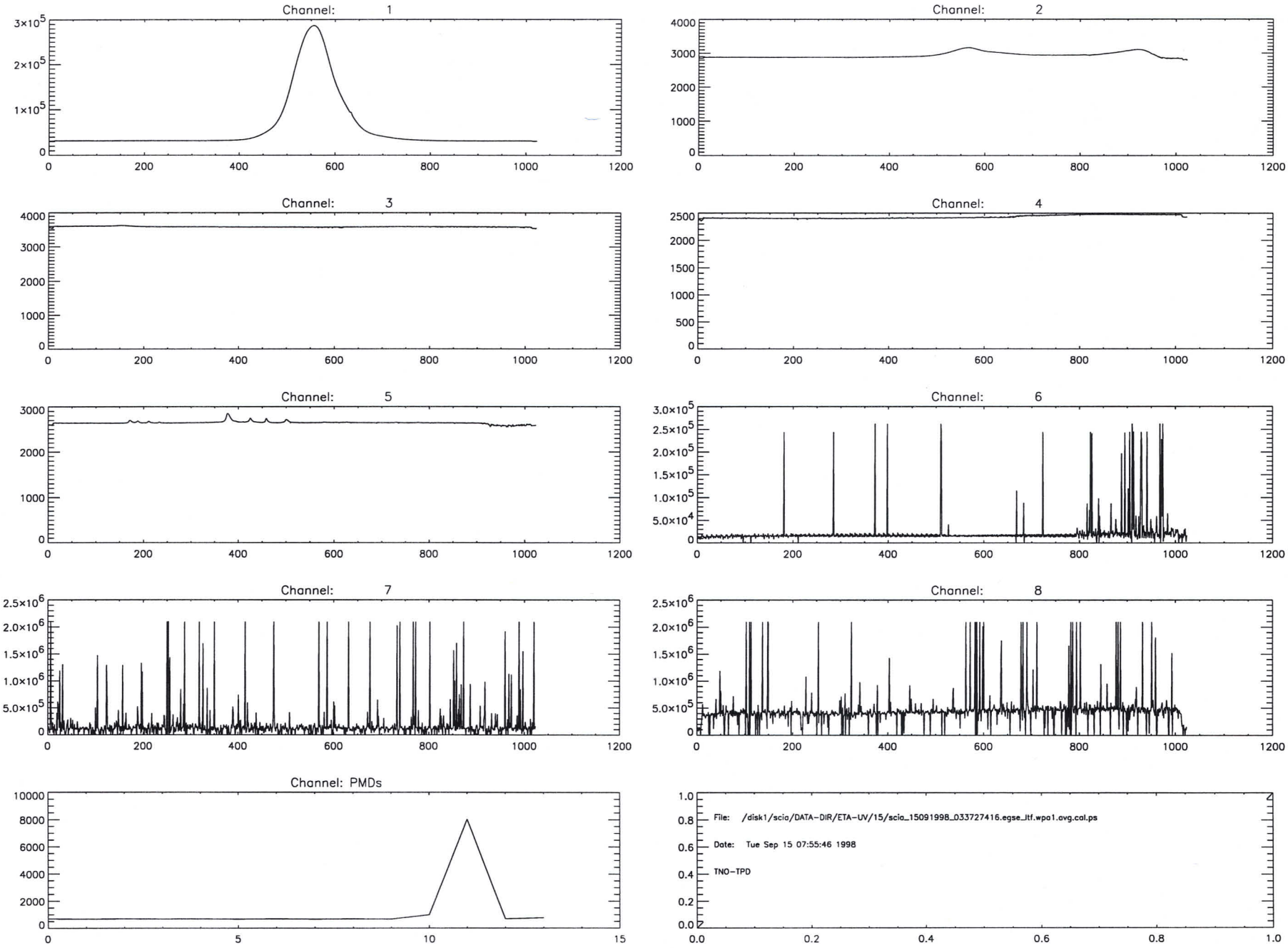
Channel: 1
Channel: 2
Channel: 3
Channel: 4
Channel: 5
Channel: 6
Channel: 7
Channel: 8
Channel: PMDs
File: /disk1/scia/DATA-DIR/ETA-UV/15/scia_15091998_033727416.egse_itf.wpa1.avg.cal.ps
Date: Tue Sep 15 07:55:46 1998
TNO-TPD

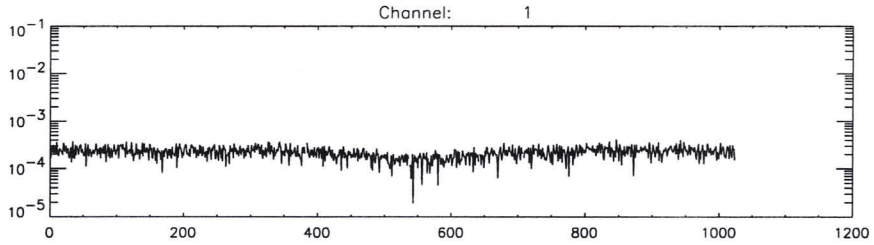
Channel: 1

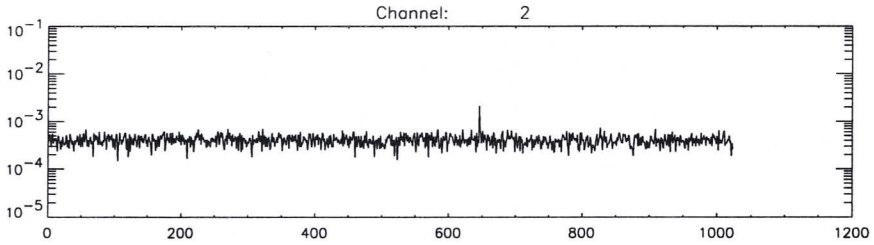
Channel: 2

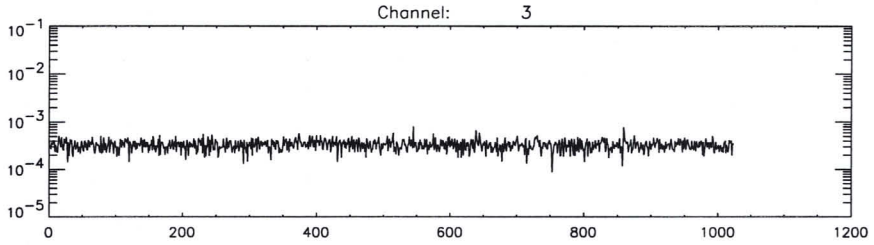
Channel: 3

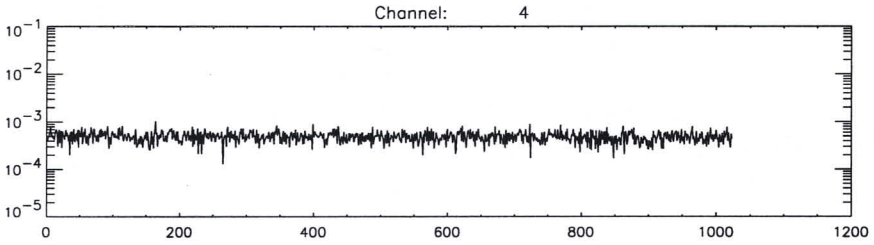
Channel: 4

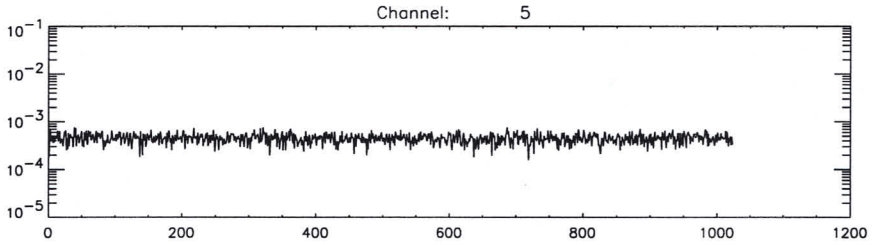
Channel: 5

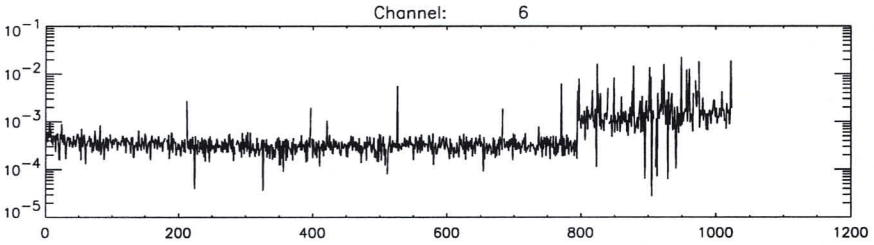
Channel: 6

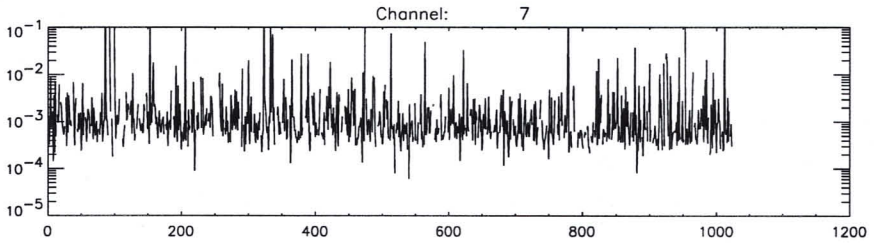
Channel: 7

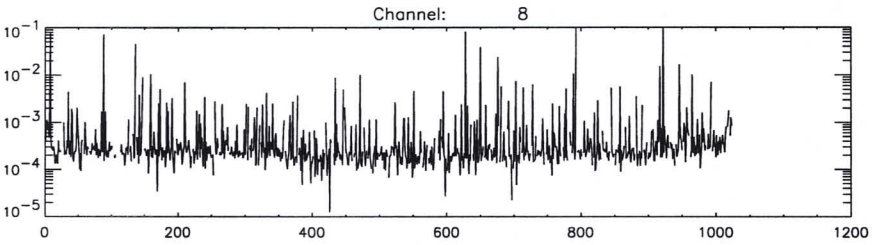
Channel: 8

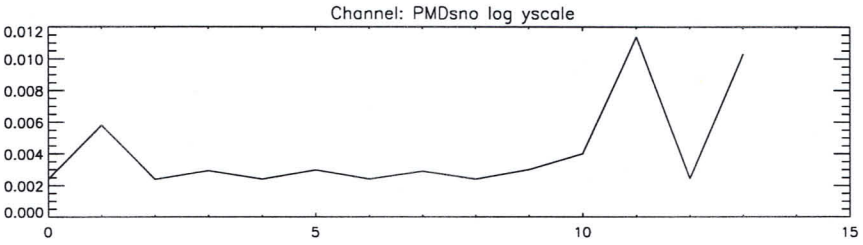
Channel: PMDsno log yscale

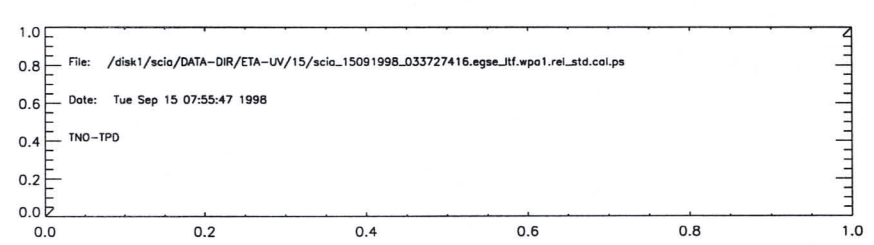
File: /disk1/scia/DATA-DIR/ETA-UV/15/scia_15091998_033727416.egse_ltf.wpa1.rel_std.cal.ps
Date: Tue Sep 15 07:55:47 1998
TNO-TPD

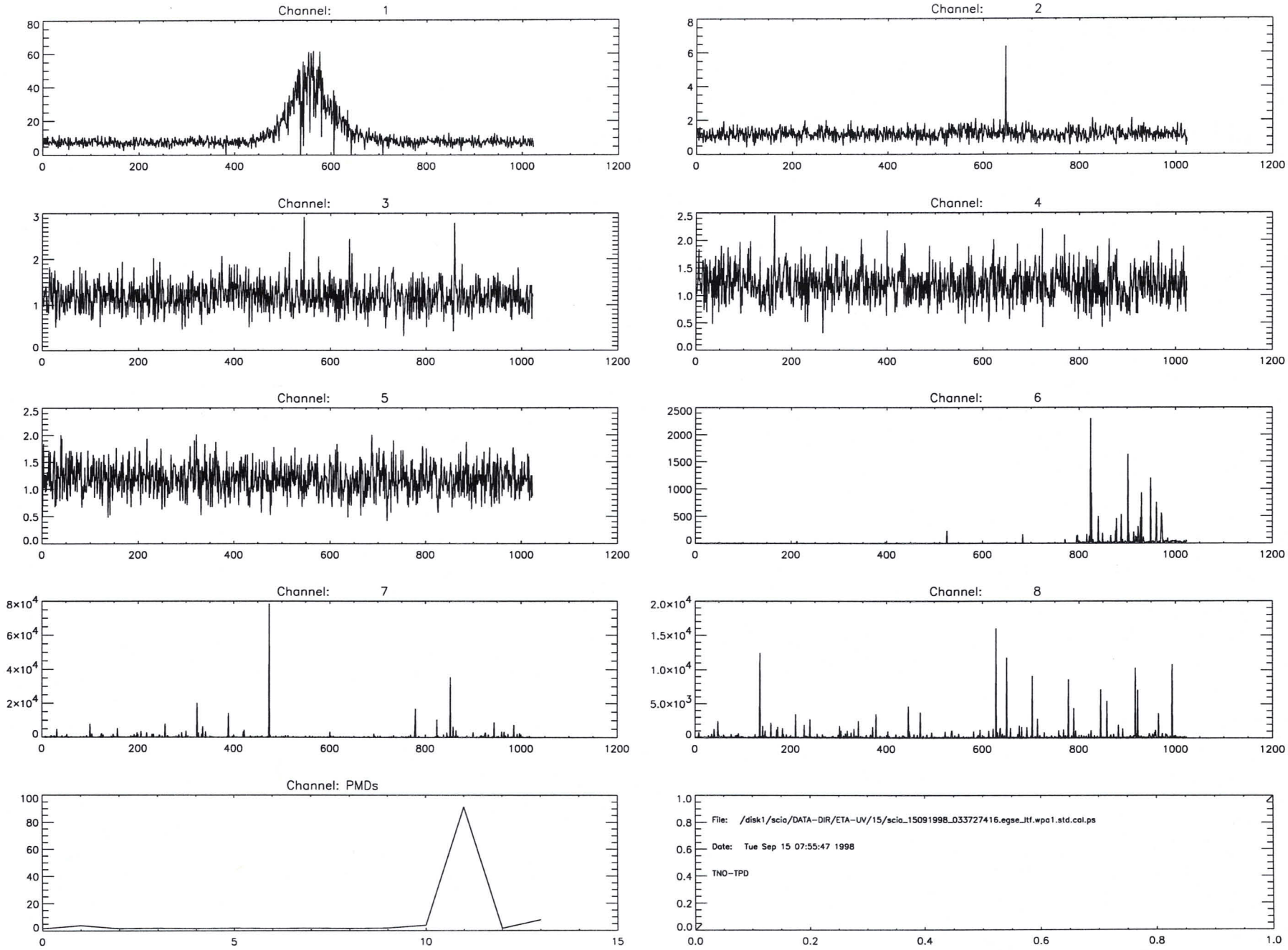
Channel: 1
Channel: 2
Channel: 3
Channel: 4
Channel: 5
Channel: 6
Channel: 7
Channel: 8
Channel: PMDs
File: /disk1/scia/DATA-DIR/ETA-UV/15/scia_15091998_033727416.egse_itf.wpa1.std.col.ps
Date: Tue Sep 15 07:55:47 1998
TNO-TPD

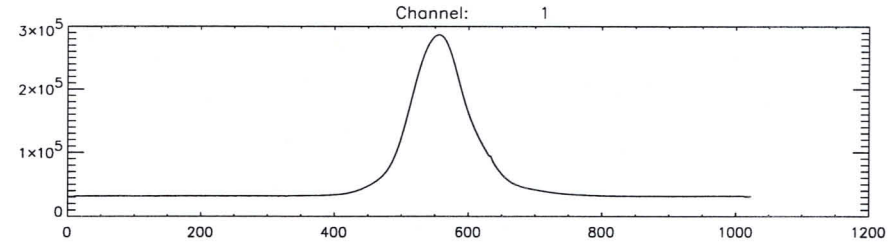
Channel: 1
3×10^5
2×10^5
1×10^5
0
0
200
400
600
800
1000
1200

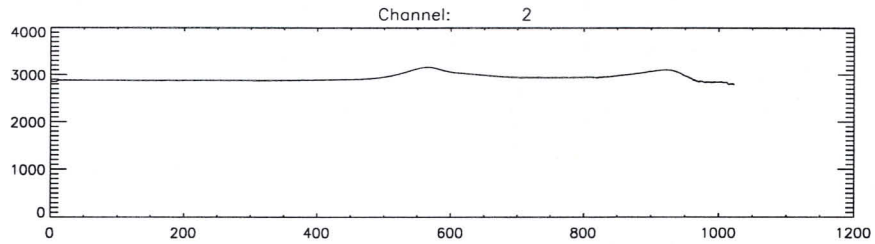
Channel: 2
4000
3000
2000
1000
0
0
200
400
600
800
1000
1200

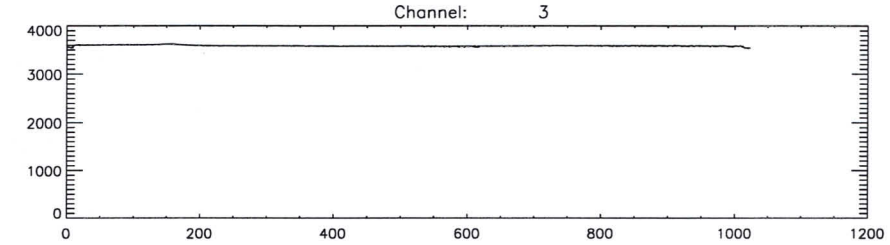
Channel: 3
4000
3000
2000
1000
0
0
200
400
600
800
1000
1200

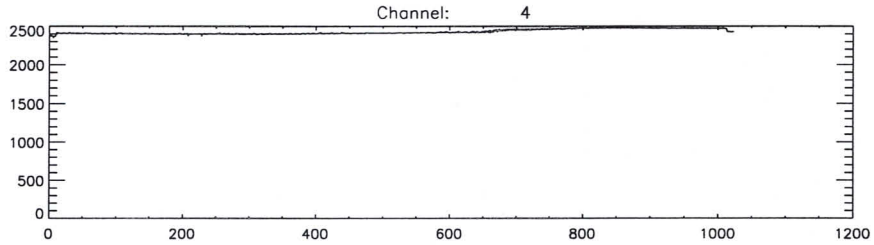
Channel: 4
2500
2000
1500
1000
500
0
0
200
400
600
800
1000
1200

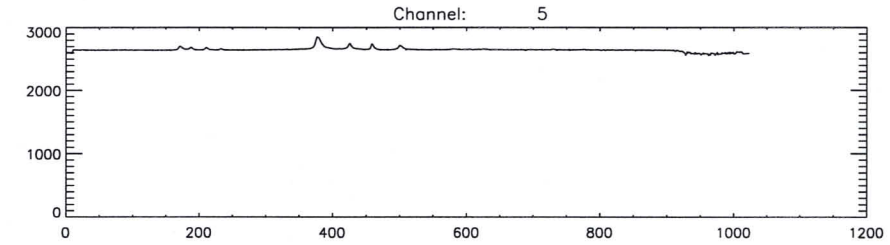
Channel: 5
3000
2000
1000
0
0
200
400
600
800
1000
1200

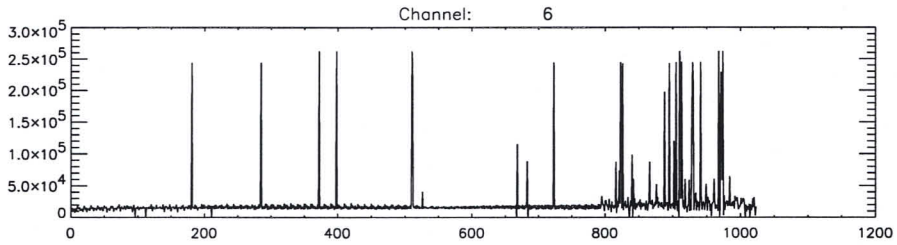
Channel: 6
3.0×10^5
2.5×10^5
2.0×10^5
1.5×10^5
1.0×10^5
5.0×10^4
0
0
200
400
600
800
1000
1200

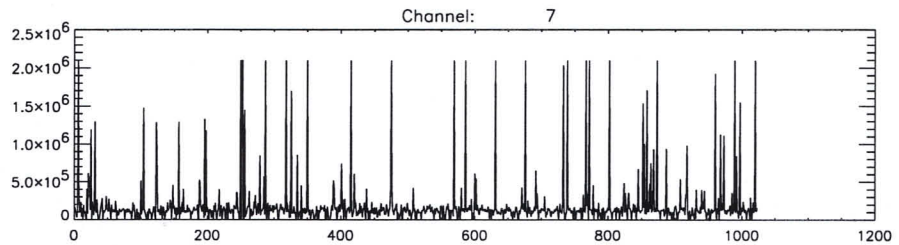
Channel: 7
2.5×10^6
2.0×10^6
1.5×10^6
1.0×10^6
5.0×10^5
0
0
200
400
600
800
1000
1200

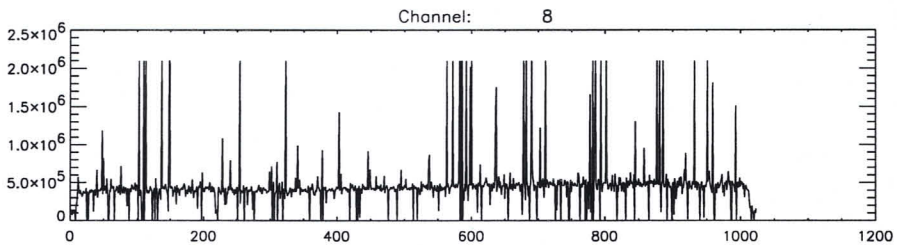
Channel: 8
2.5×10^6
2.0×10^6
1.5×10^6
1.0×10^6
5.0×10^5
0
0
200
400
600
800
1000
1200

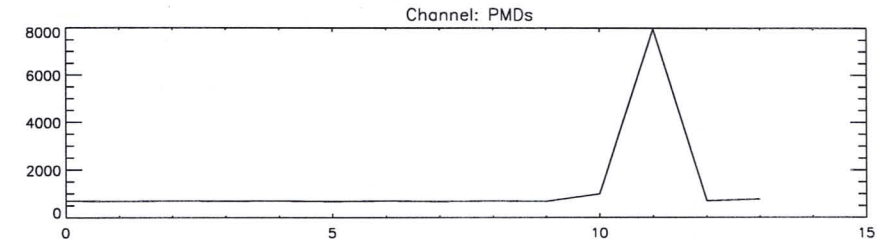
Channel: PMDs
8000
6000
4000
2000
0
0
5
10
15

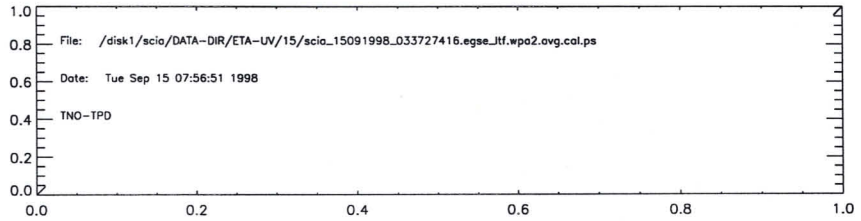
1.0
0.8
0.6
0.4
0.2
0.0
File: /disk1/scia/DATA-DIR/ETA-UV/15/scia_15091998_033727416.egse_ltf.wpa2.avg.cal.ps
Date: Tue Sep 15 07:56:51 1998
TNO-TPD
0.0
0.2
0.4
0.6
0.8
1.0

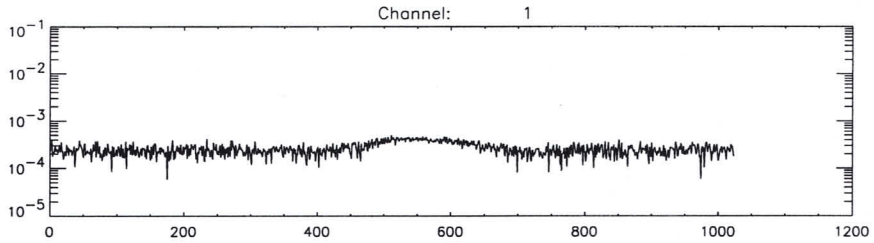
Channel: 1

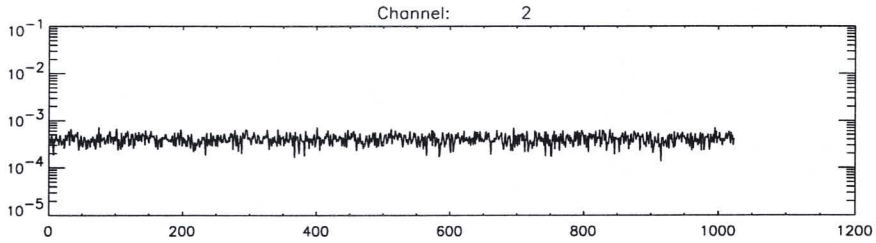
Channel: 2

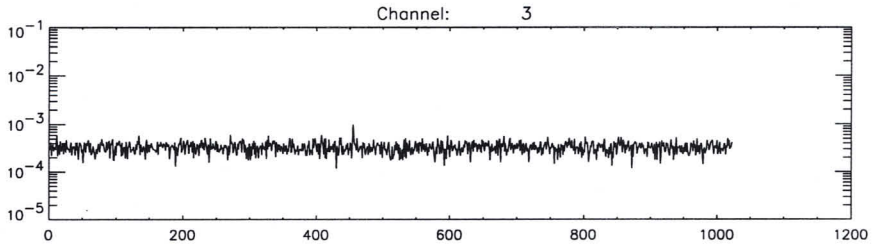
Channel: 3

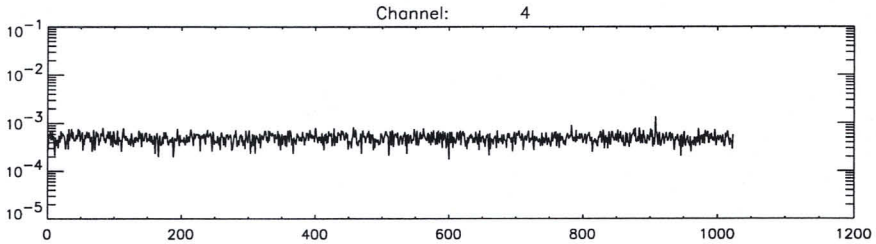
Channel: 4

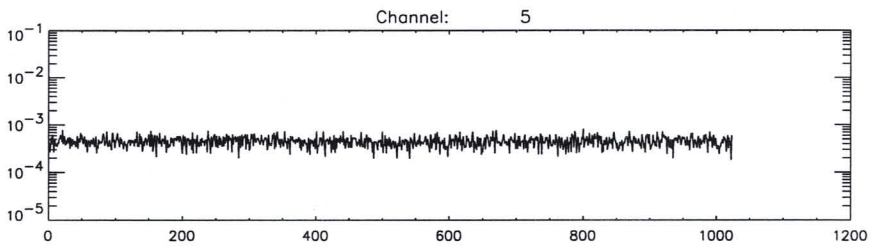
Channel: 5

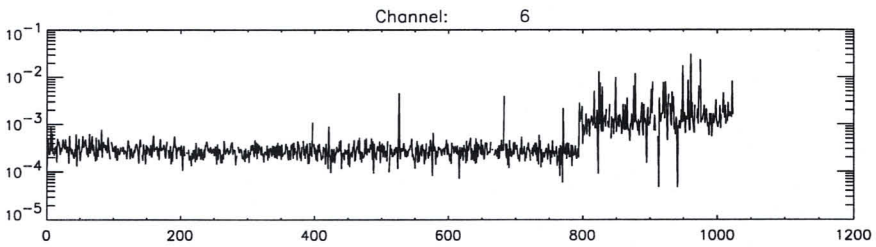
Channel: 6

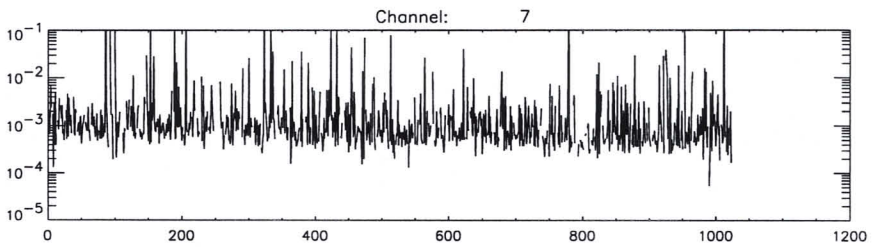
Channel: 7

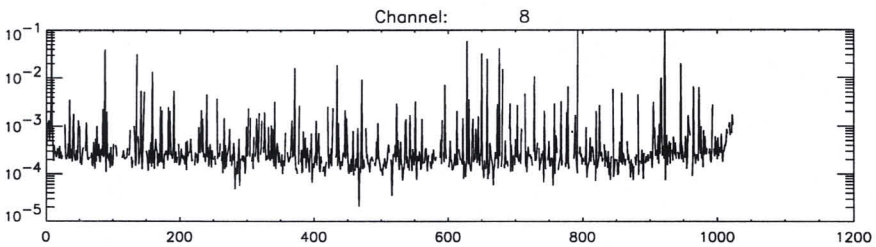
Channel: 8

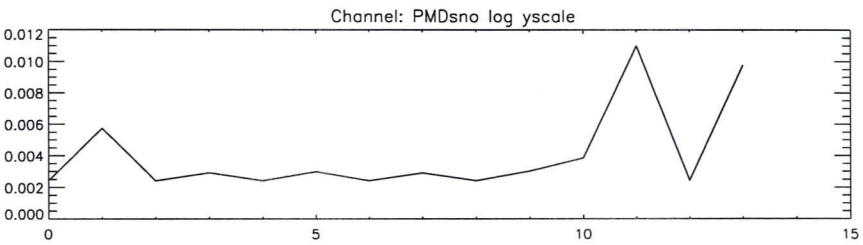
Channel: PMDsno log yscale

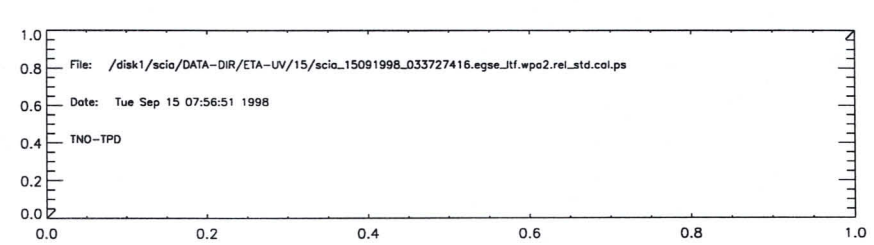
File: /disk1/scia/DATA-DIR/ETA-UV/15/scia_15091998_033727416.egse_ltf.wpo2.rel_std.col.ps
Date: Tue Sep 15 07:56:51 1998
TNO-TPD

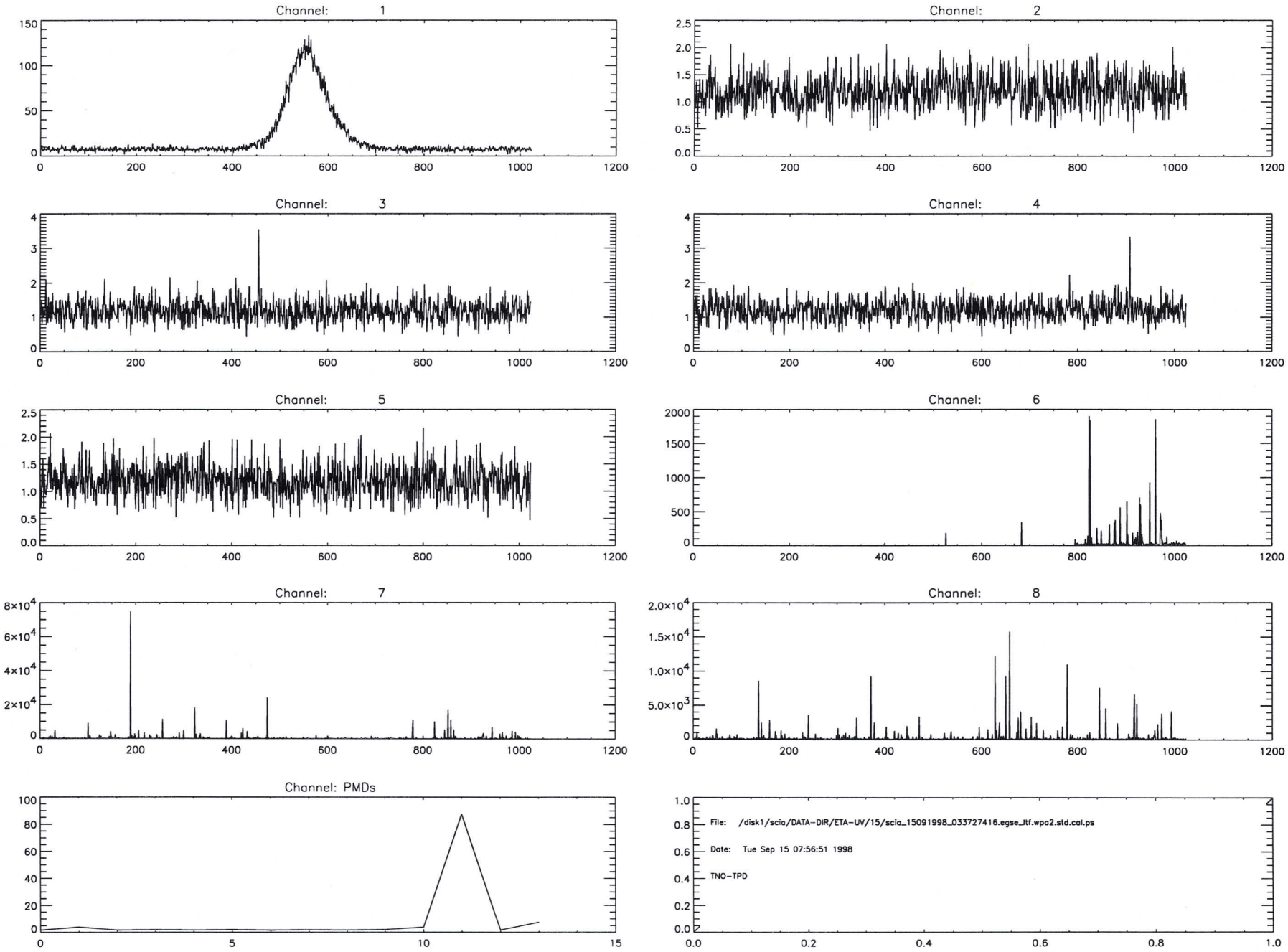
Channel: 1
Channel: 2
Channel: 3
Channel: 4
Channel: 5
Channel: 6
Channel: 7
Channel: 8
Channel: PMDs
File: /disk1/scio/DATA-DIR/ETA-UV/15/scio_15091998_033727416.egse_itf.wpo2.std.cal.ps
Date: Tue Sep 15 07:56:51 1998
TNO-TPD

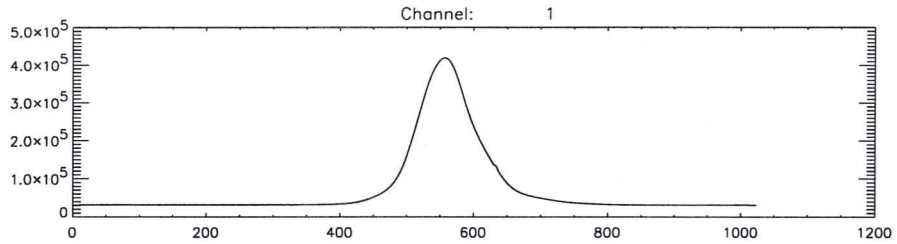
Channel: 1
5.0x10^5
4.0x10^5
3.0x10^5
2.0x10^5
1.0x10^5
0
0
200
400
600
800
1000
1200

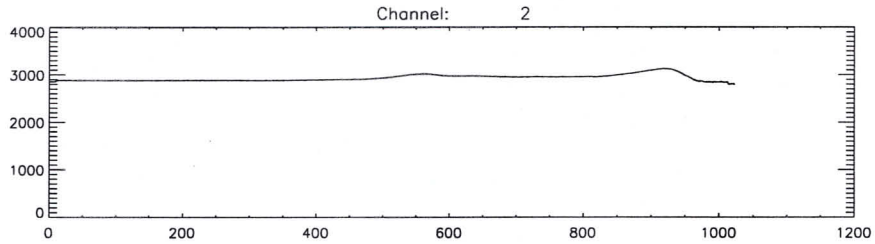
Channel: 2
4000
3000
2000
1000
0
0
200
400
600
800
1000
1200

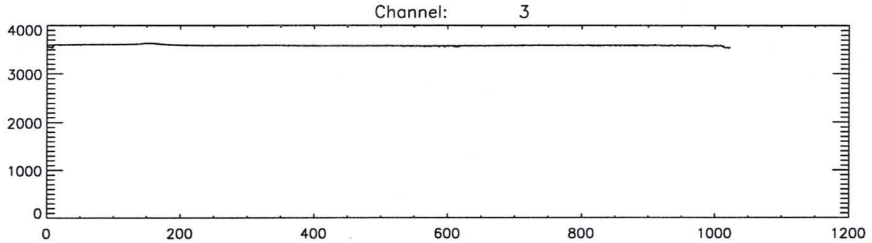
Channel: 3
4000
3000
2000
1000
0
0
200
400
600
800
1000
1200

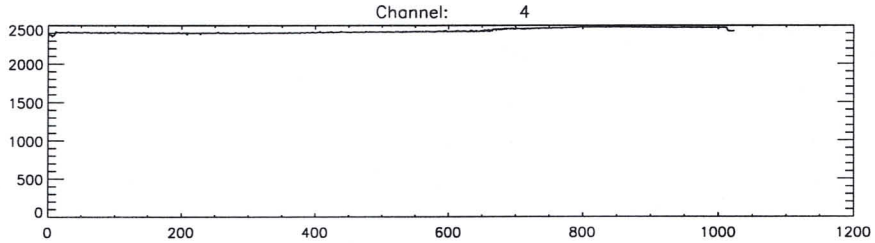
Channel: 4
2500
2000
1500
1000
500
0
0
200
400
600
800
1000
1200

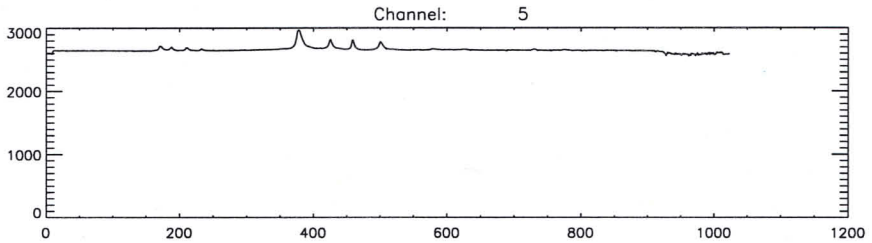
Channel: 5
3000
2000
1000
0
0
200
400
600
800
1000
1200

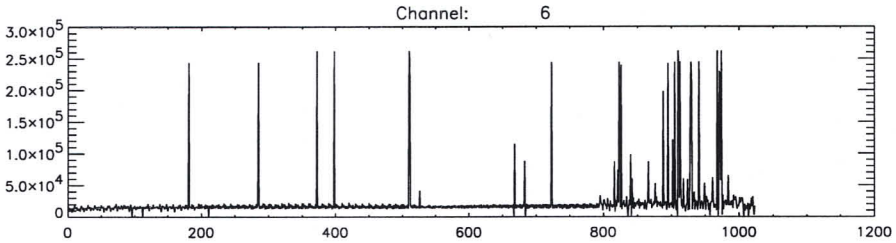
Channel: 6
3.0x10^5
2.5x10^5
2.0x10^5
1.5x10^5
1.0x10^5
5.0x10^4
0
0
200
400
600
800
1000
1200

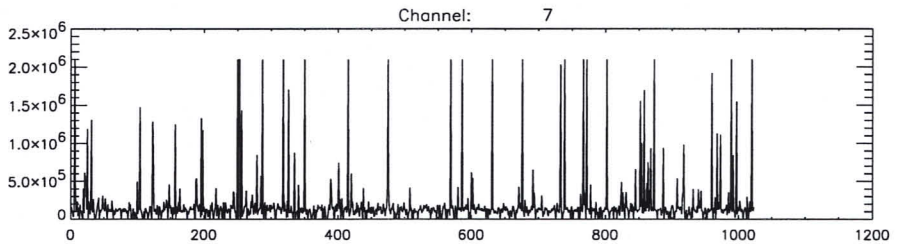
Channel: 7
2.5x10^6
2.0x10^6
1.5x10^6
1.0x10^6
5.0x10^5
0
0
200
400
600
800
1000
1200

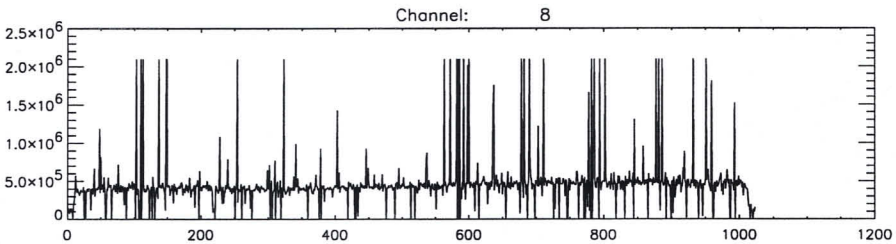
Channel: 8
2.5x10^6
2.0x10^6
1.5x10^6
1.0x10^6
5.0x10^5
0
0
200
400
600
800
1000
1200

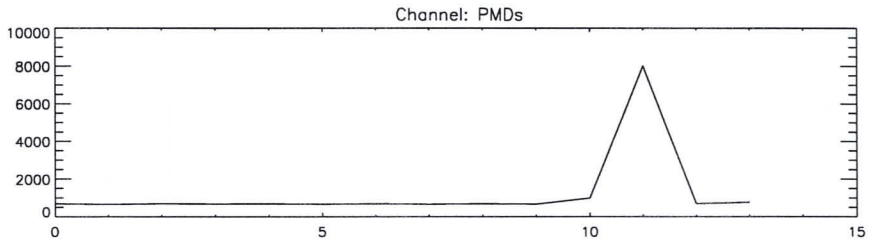
Channel: PMDs
10000
8000
6000
4000
2000
0
0
5
10
15

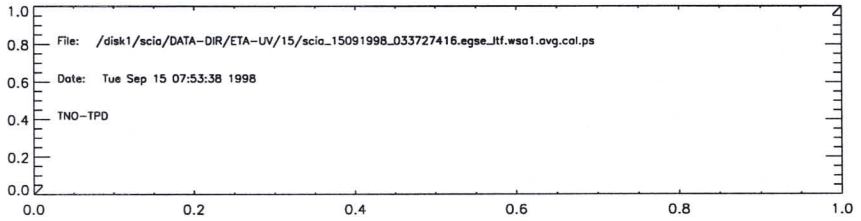
File: /disk1/scia/DATA-DIR/ETA-UV/15/scia_15091998_033727416.egse_ltf.wsa1.avg.cal.ps
Date: Tue Sep 15 07:53:38 1998
TNO-TPD
1.0
0.8
0.6
0.4
0.2
0.0
0.0
0.2
0.4
0.6
0.8
1.0

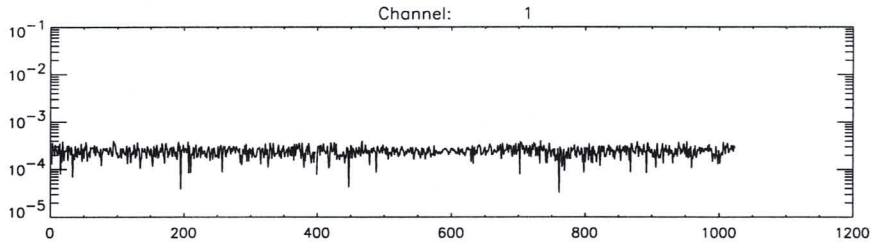
Channel: 1

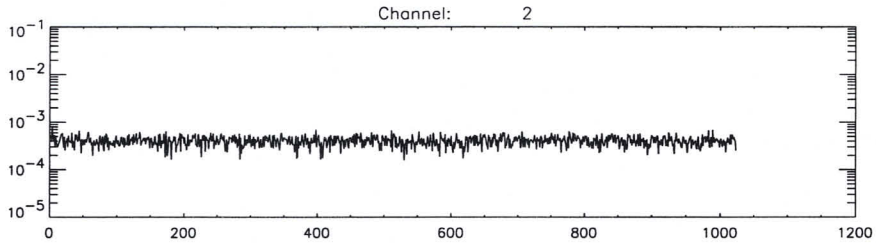
Channel: 2

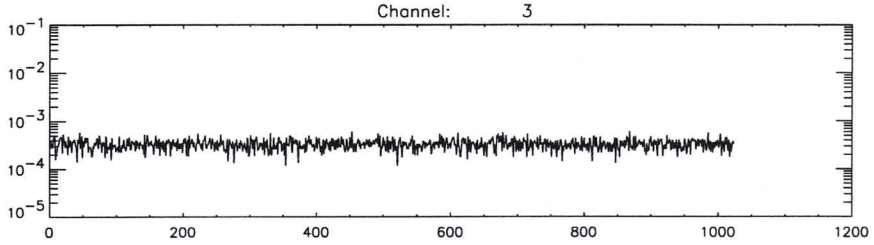
Channel: 3

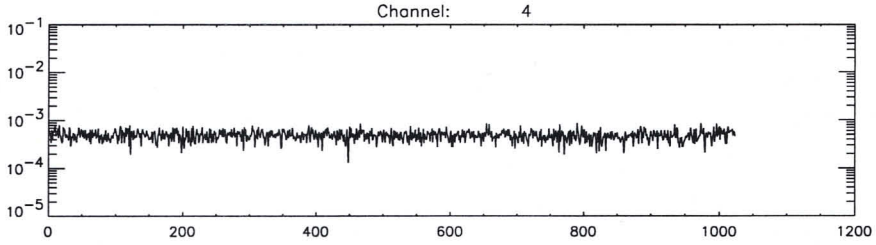
Channel: 4

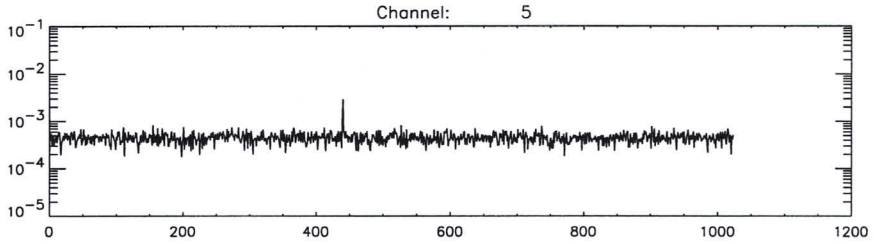
Channel: 5

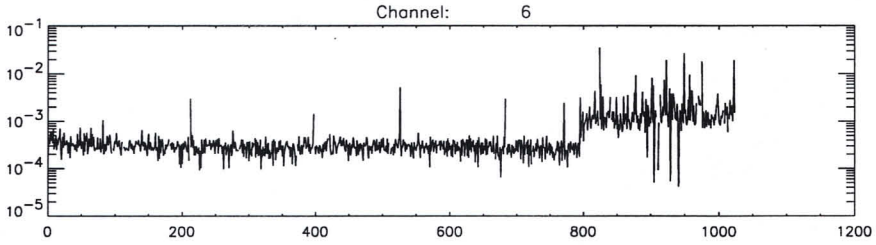
Channel: 6

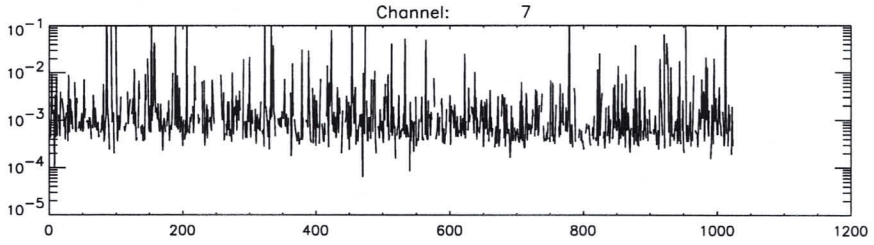
Channel: 7

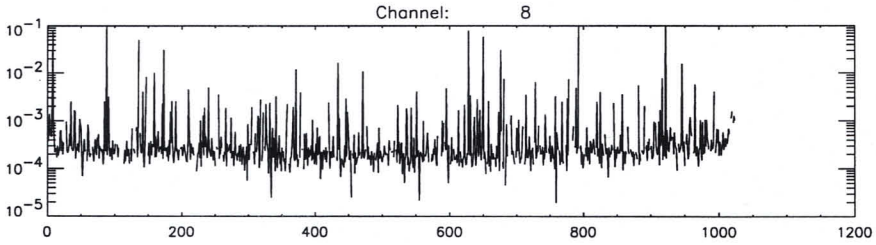
Channel: 8

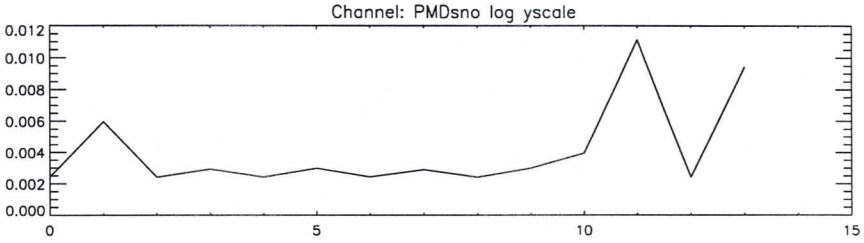
Channel: PMDsno log yscale

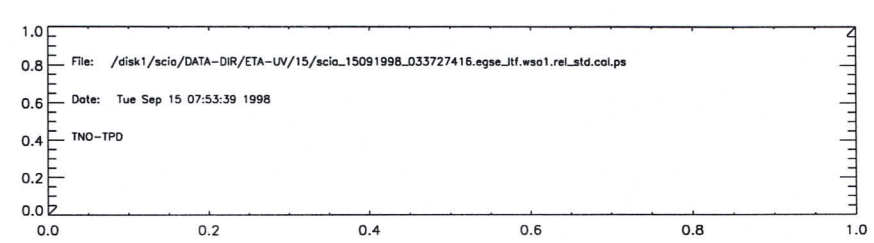
File: /disk1/scia/DATA-DIR/ETA-UV/15/scia_15091998_033727416.egse_ltf.wsa1.rel_std.cal.ps
Date: Tue Sep 15 07:53:39 1998
TNO-TPD

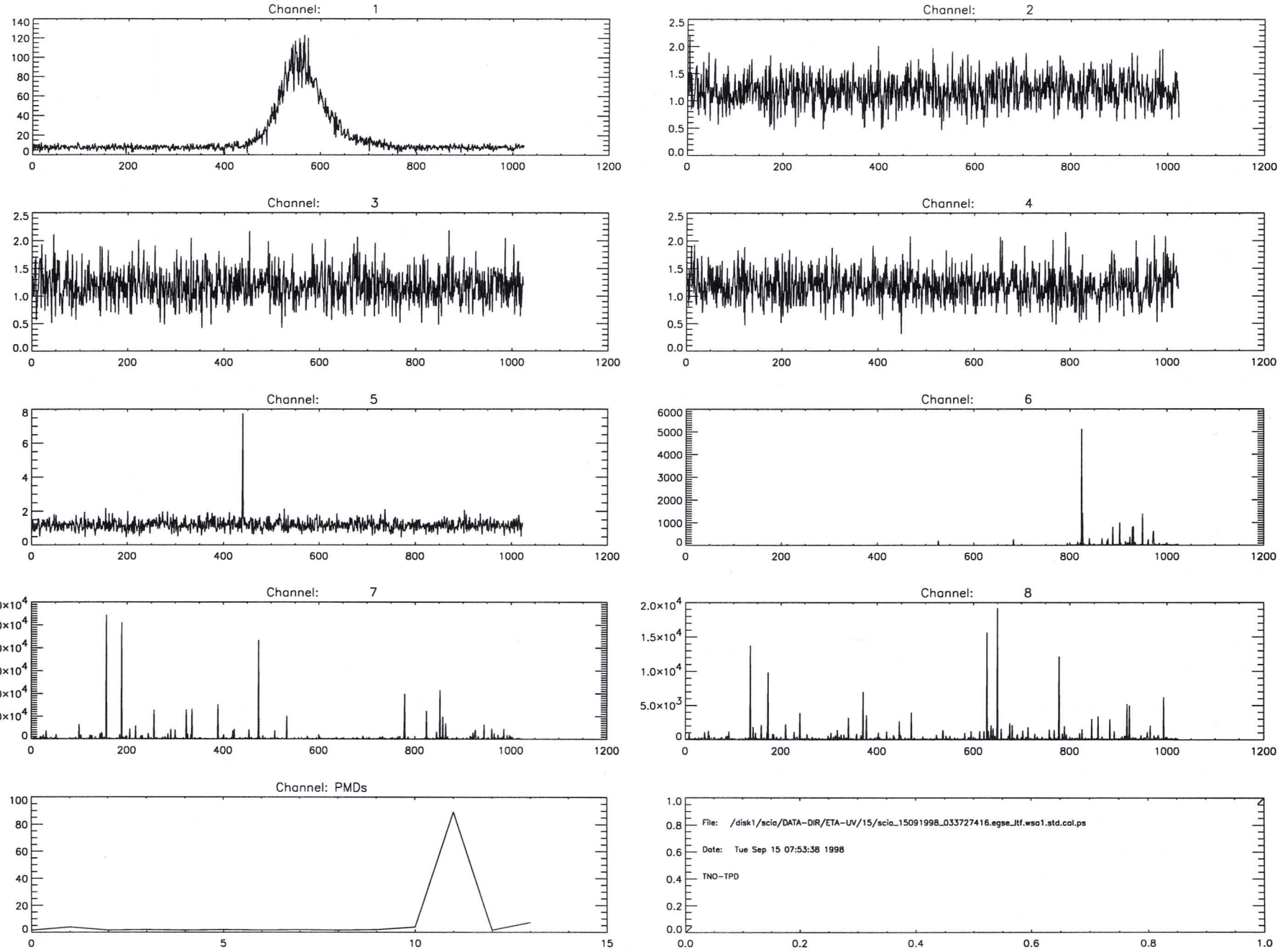
Channel: 1
Channel: 2
Channel: 3
Channel: 4
Channel: 5
Channel: 6
Channel: 7
Channel: 8
Channel: PMDs
File: /disk1/scia/DATA-DIR/ETA-UV/15/scia_15091998_033727416.egse_itf.wsa1.std.cal.ps
Date: Tue Sep 15 07:53:38 1998
TNO-TPD

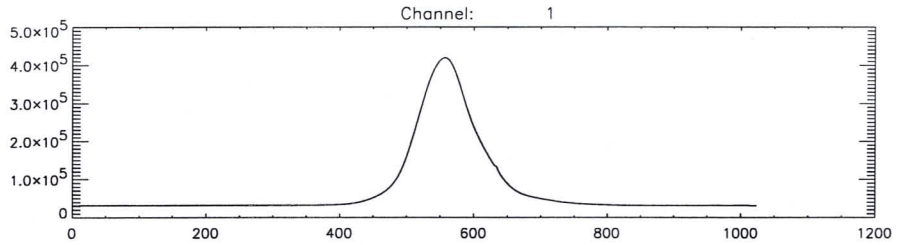
Channel: 1
5.0x10^5
4.0x10^5
3.0x10^5
2.0x10^5
1.0x10^5
0
0
200
400
600
800
1000
1200

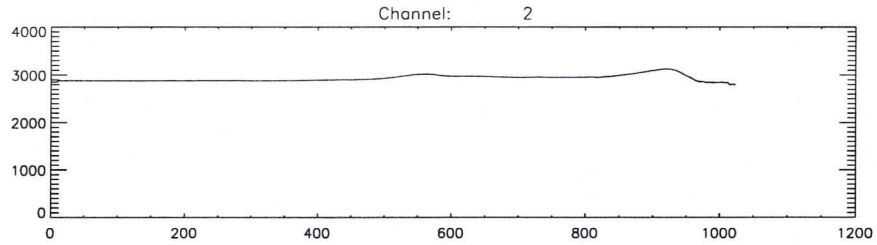
Channel: 2
4000
3000
2000
1000
0
0
200
400
600
800
1000
1200

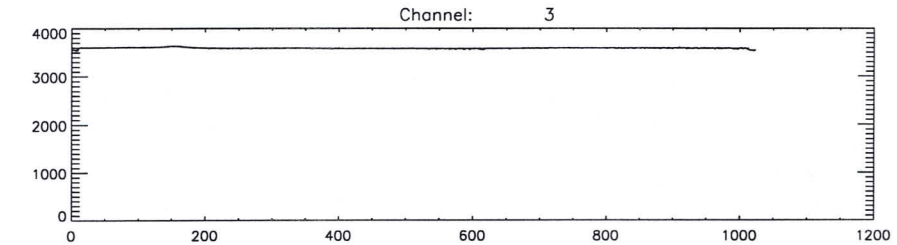
Channel: 3
4000
3000
2000
1000
0
0
200
400
600
800
1000
1200

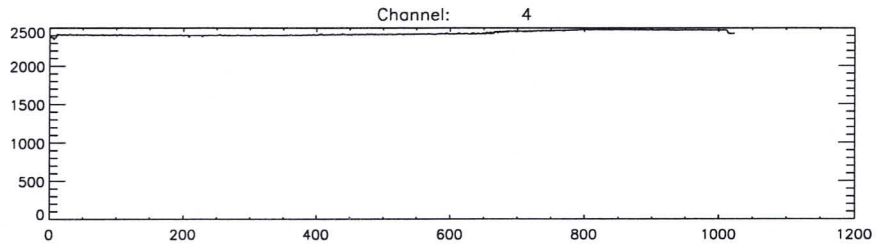
Channel: 4
2500
2000
1500
1000
500
0
0
200
400
600
800
1000
1200

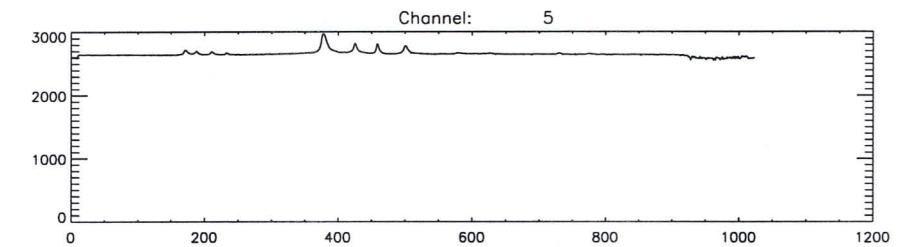
Channel: 5
3000
2000
1000
0
0
200
400
600
800
1000
1200

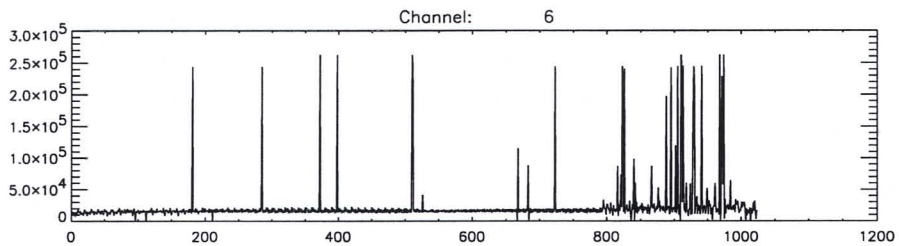
Channel: 6
3.0x10^5
2.5x10^5
2.0x10^5
1.5x10^5
1.0x10^5
5.0x10^4
0
0
200
400
600
800
1000
1200

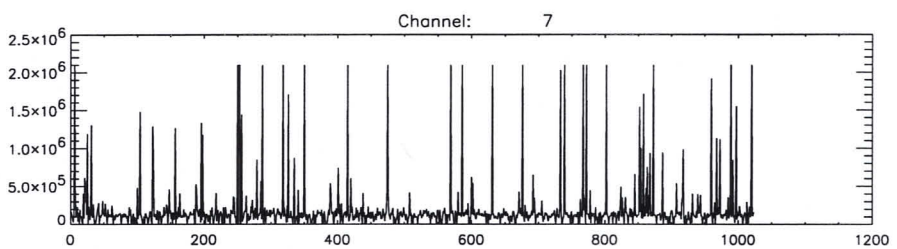
Channel: 7
2.5x10^6
2.0x10^6
1.5x10^6
1.0x10^6
5.0x10^5
0
0
200
400
600
800
1000
1200

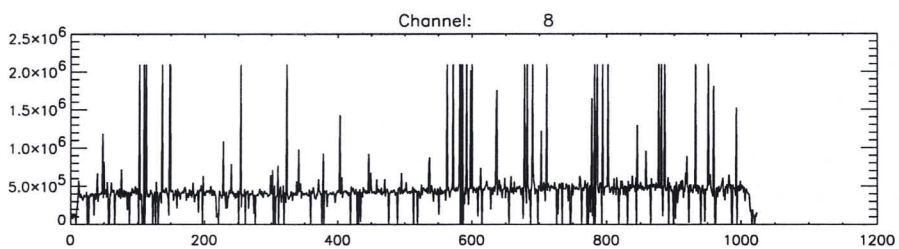
Channel: 8
2.5x10^6
2.0x10^6
1.5x10^6
1.0x10^6
5.0x10^5
0
0
200
400
600
800
1000
1200

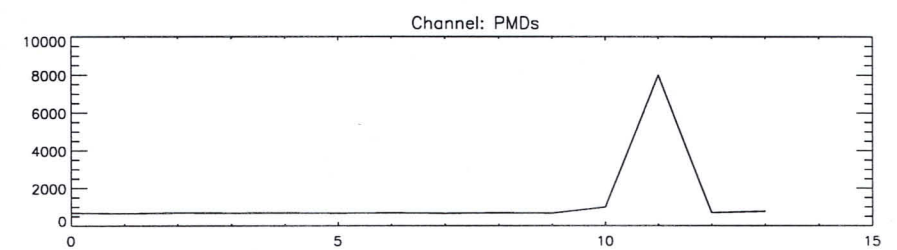
Channel: PMDs
10000
8000
6000
4000
2000
0
0
5
10
15

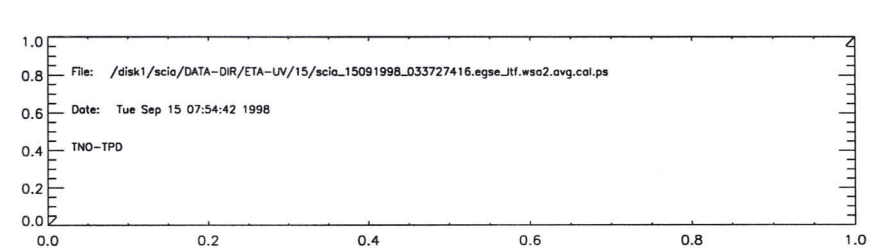
1.0
0.8
0.6
0.4
0.2
0.0
File: /disk1/scia/DATA-DIR/ETA-UV/15/scia_15091998_033727416.egse_itf.wso2.avg.cal.ps
Date: Tue Sep 15 07:54:42 1998
TNO-TPD
0.0
0.2
0.4
0.6
0.8
1.0

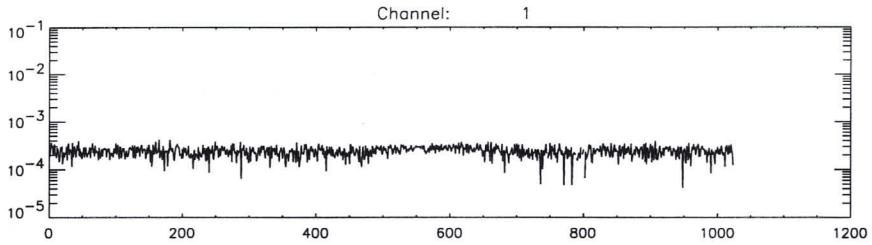
Channel: 1
10^{-1}
10^{-2}
10^{-3}
10^{-4}
10^{-5}
0
200
400
600
800
1000
1200

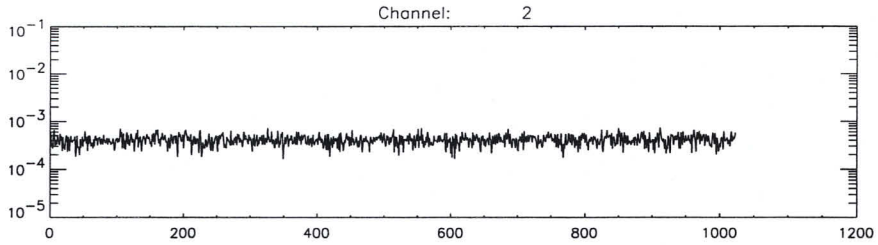
Channel: 2
10^{-1}
10^{-2}
10^{-3}
10^{-4}
10^{-5}
0
200
400
600
800
1000
1200

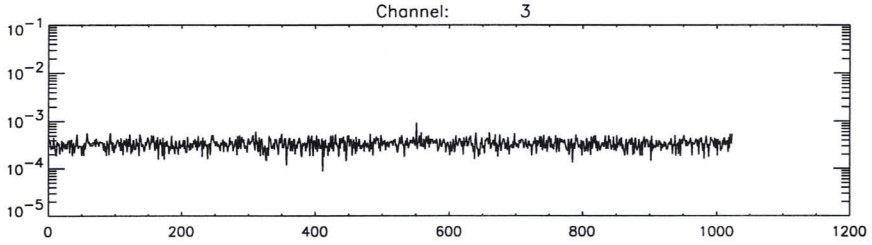
Channel: 3
10^{-1}
10^{-2}
10^{-3}
10^{-4}
10^{-5}
0
200
400
600
800
1000
1200

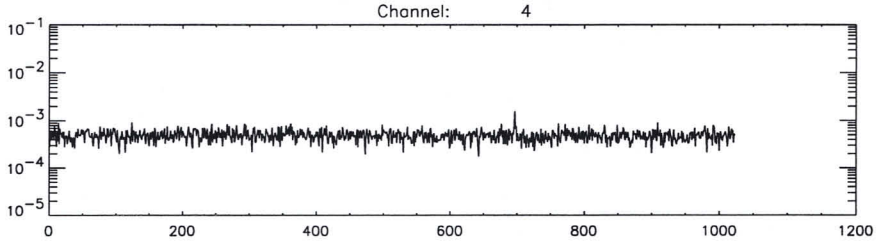
Channel: 4
10^{-1}
10^{-2}
10^{-3}
10^{-4}
10^{-5}
0
200
400
600
800
1000
1200

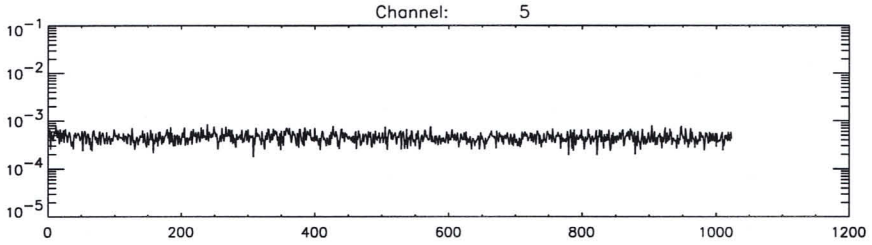
Channel: 5
10^{-1}
10^{-2}
10^{-3}
10^{-4}
10^{-5}
0
200
400
600
800
1000
1200

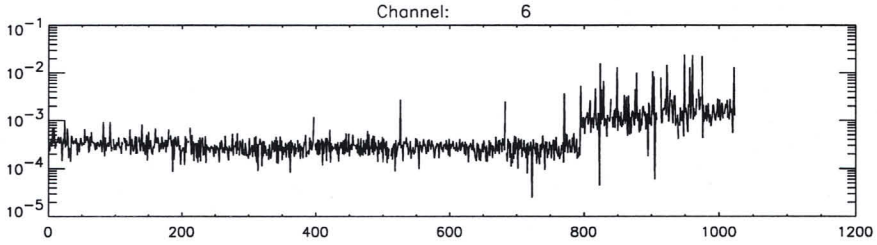
Channel: 6
10^{-1}
10^{-2}
10^{-3}
10^{-4}
10^{-5}
0
200
400
600
800
1000
1200

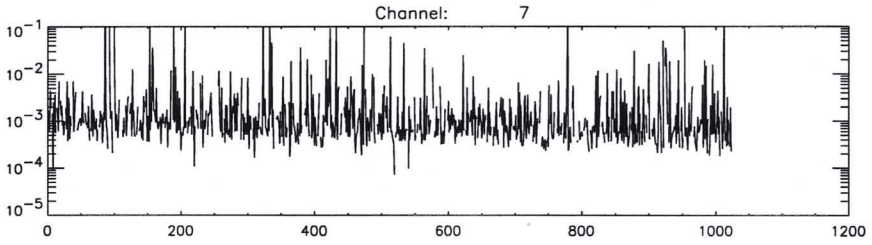
Channel: 7
10^{-1}
10^{-2}
10^{-3}
10^{-4}
10^{-5}
0
200
400
600
800
1000
1200

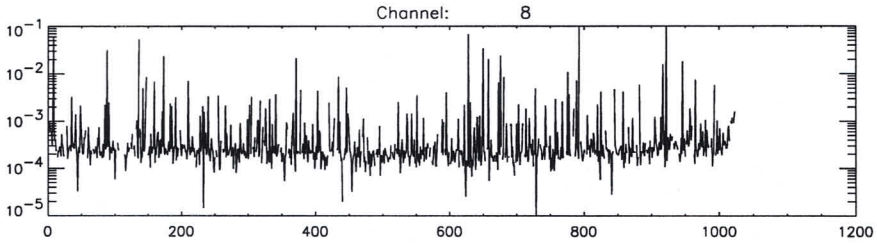
Channel: 8
10^{-1}
10^{-2}
10^{-3}
10^{-4}
10^{-5}
0
200
400
600
800
1000
1200

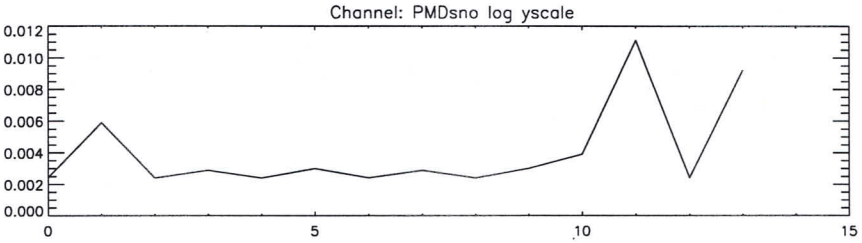
Channel: PMDsno log yscale
0.012
0.010
0.008
0.006
0.004
0.002
0.000
0
5
10
15

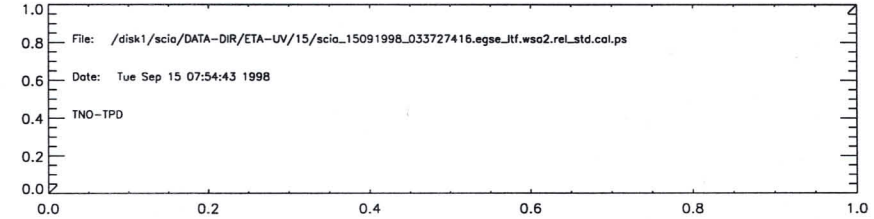
File: /disk1/scia/DATA-DIR/ETA-UV/15/scia_15091998_033727416.egse_ltf.wso2.rel_std.cal.ps
Date: Tue Sep 15 07:54:43 1998
TNO-TPD
1.0
0.8
0.6
0.4
0.2
0.0
0.0
0.2
0.4
0.6
0.8
1.0

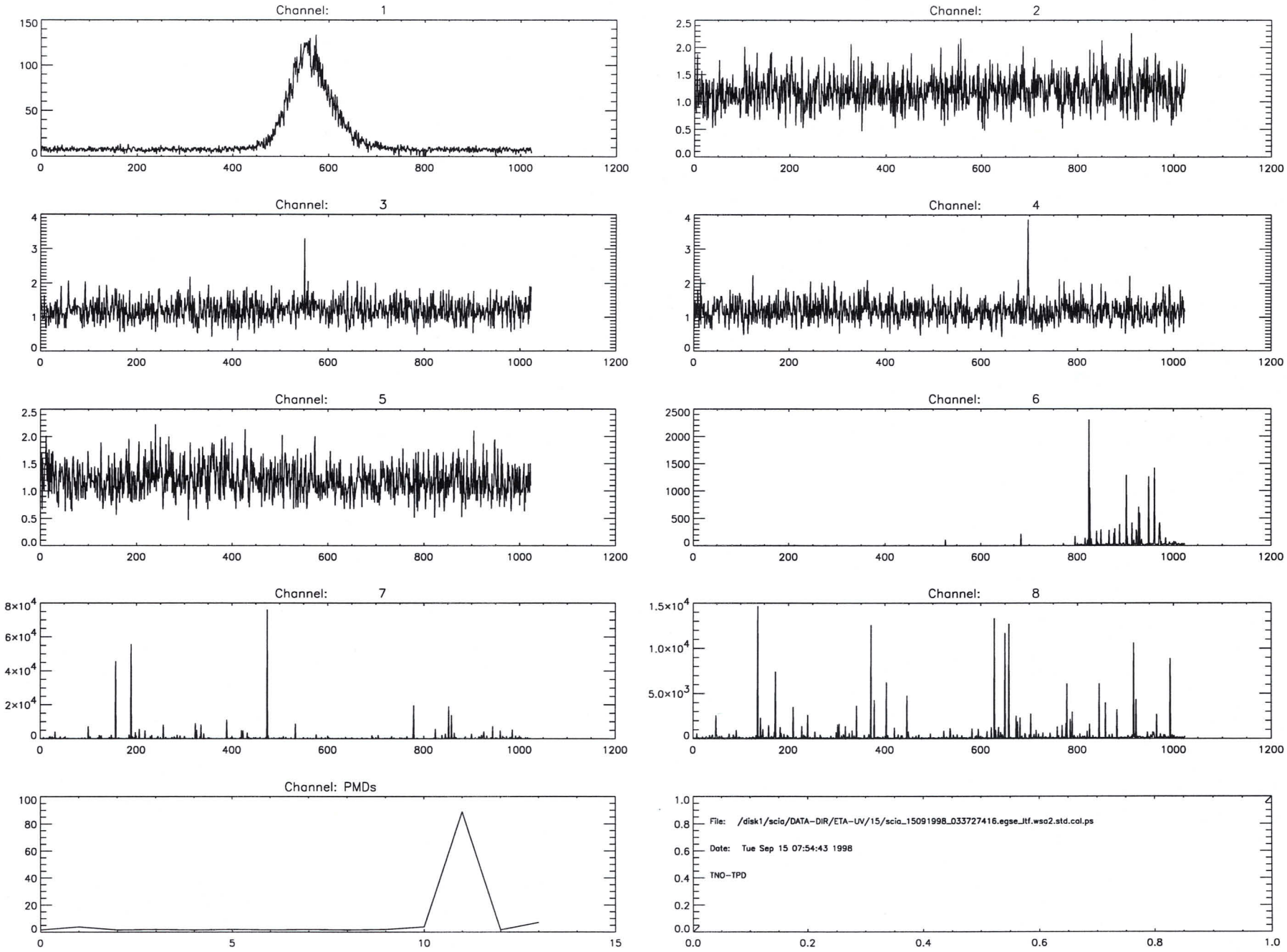
Channel: 1
Channel: 2
Channel: 3
Channel: 4
Channel: 5
Channel: 6
Channel: 7
Channel: 8
Channel: PMDs
File: /disk1/scia/DATA-DIR/ETA-UV/15/scia_15091998_033727416.egse_ltf.wsa2.std.col.ps
Date: Tue Sep 15 07:54:43 1998
TNO-TPD

```
time       = Tue Sep 15 07:52:33 1998
batch      = du1
Start TOD = Tue 15-Sep-98 03:38:26
End   TOD = Tue 15-Sep-98 03:51:16
Processing= computation of average, standard dev. and rel.standard dev.
```

```
time      = Tue Sep 15 07:58:58 1998
batch     = du2
Start TOD = Tue 15-Sep-98 04:42:28
End   TOD = Tue 15-Sep-98 05:07:52
Processing= computation of average, standard dev. and rel.standard dev.
time      = Tue Sep 15 08:00:02 1998
batch     = du2
Start TOD = Tue 15-Sep-98 05:07:52
End   TOD = Tue 15-Sep-98 05:18:46
Processing= computation of average, standard dev. and rel.standard dev.
```

```
time       = Tue Sep 15 07:55:47 1998
batch      = wpa1
Start TOD = Tue 15-Sep-98 04:16:52
End   TOD = Tue 15-Sep-98 04:29:39
Processing= computation of average, standard dev. and rel.standard dev.
```

```
time       = Tue Sep 15 07:56:51 1998
batch      = wpa2
Start TOD = Tue 15-Sep-98 04:29:39
End   TOD = Tue 15-Sep-98 04:42:28
Processing= computation of average, standard dev. and rel.standard dev.
```

```
time       = Tue Sep 15 07:53:39 1998
batch      = wsa1
Start TOD = Tue 15-Sep-98 03:51:16
End   TOD = Tue 15-Sep-98 04:04:03
Processing= computation of average, standard dev. and rel.standard dev.
```

```
time       = Tue Sep 15 07:54:43 1998
batch      = wsa2
Start TOD = Tue 15-Sep-98 04:04:03
End   TOD = Tue 15-Sep-98 04:16:52
Processing= computation of average, standard dev. and rel.standard dev.
```

Formal Run of Measurement

(Measurement ID) Eta_Uv_Vis Limb

Request for Actual Status		(cross out entries that are **not** requested.)
Request for Modification		(fill in only entries to be modified)
Request for Run	X	(no entries = run based on actual default settings)

Scanner Positions

Azimuth	-45,000	deg
Elevation	-12,700	deg

Timeline for each Data Acquisition Period during Measurement

	1	2	3	4	5	6	7	8	9	10
State ID	9									
Repetitions	1									

State Parameters for States used in Timeline (State ID must be given)

Channel	PET [s] or H#	Co-Adding	PET [s] or H#	Co-Adding	PET [s] or H#	Co-Adding	PET [s] or H#	Co-Adding
1a	4	16						
1b	4	16						
2b	64	1						
2a	64	1						
3	64	1						
4	64	1						
5	64	1						
6	16	4						
7	2	32						
8	2	32						
State ID								

Testrun
Filter 300 nm
Bandpass
Eta-UV/VIS

Stimuli Settings for Existing Blocks in Measurement

Block No	Stimuli Setup ID	PPC [deg]	Polarizer [deg]	Shutter open/close	Acquisition Time [s]	Lambda [nm] Start	Stop	Step	Repetition Factor	Message	OS Setup Time [s]
1	2	14	172.2	close	1	240	240	0	1	DU1	12
2.1	2	"	172.2	open	"	"	"	"	"	WSA#	20
2.2	2	"	172.2	"	"	"	"	"	"	WSA#	20
3.1	2	"	86.0	"	"	"	"	"	"	WPA#	20
3.2	2	"	"	open	"	"	"	"	"	WPA#	20
4.1	2	"	"	close	"	"	"	"	"	DU2	20
4.2	2	"	"	close	"	"	"	"	"	DU2	20
5	2	14	86.0	close	1	240	240	0	1	DU2	8

Measurement Data Description

Test Purpose	
Remark	~~Formal~~ UID53 adap
Data Directory	0258_05.42.28_ETA_UV_VIS_LC

Signatures

	Date	Signature
Issued	15/9/98	MKaly.
< Performed	15-9-98	

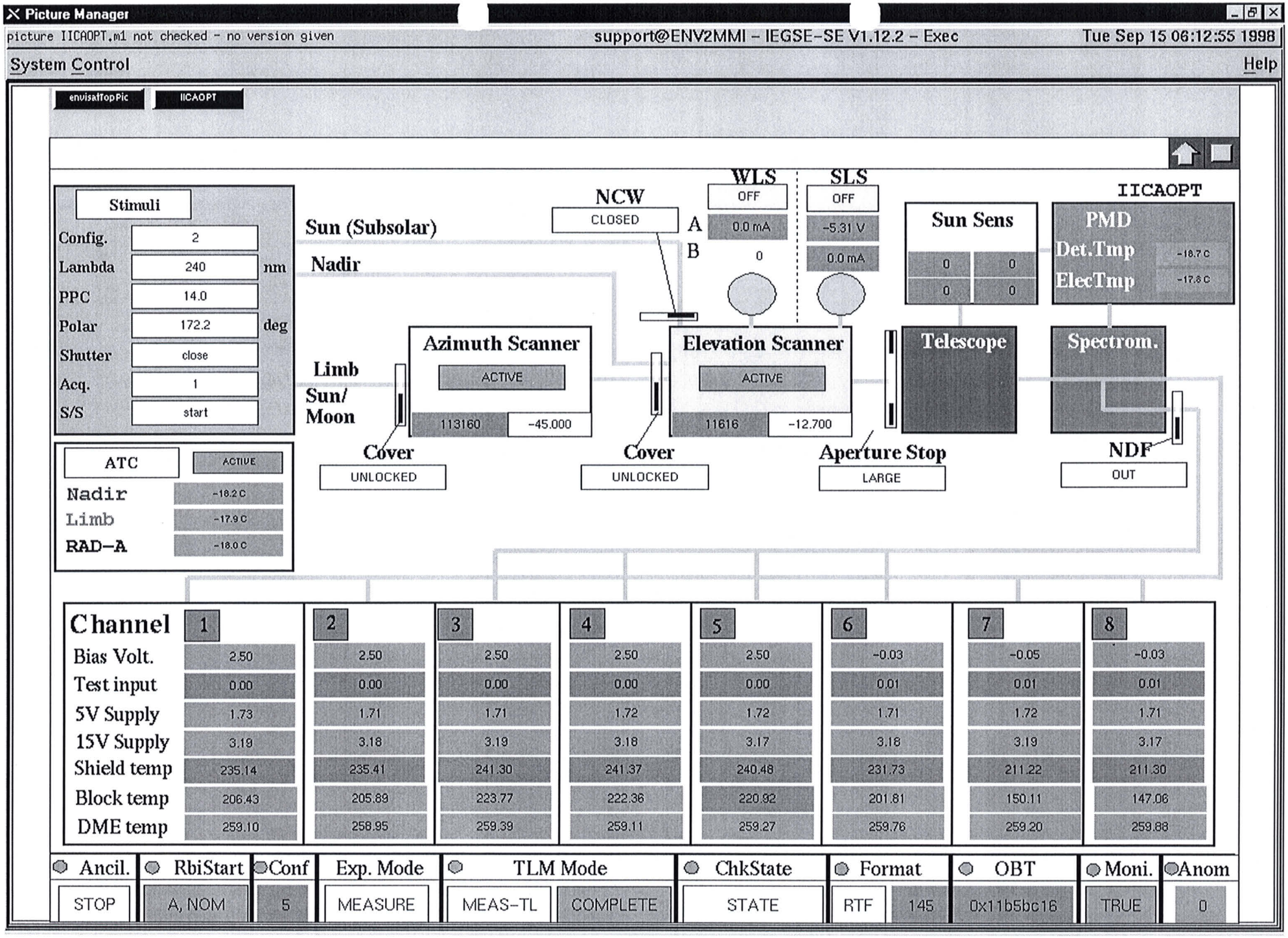
Picture Manager
picture IICAOPT.m1 not checked - no version given
support@ENV2MMI - IEGSE-SE V1.12.2 - Exec
Tue Sep 15 06:12:55 1998
System Control
Help
envisatTopPic
IICAOPT
Stimuli
Config. 2
Lambda 240 nm
PPC 14.0
Polar 172.2 deg
Shutter close
Acq. 1
S/S start
ATC ACTIVE
Nadir -18.2 C
Limb -17.9 C
RAD-A -18.0 C
Sun (Subsolar)
Nadir
Limb
Sun/
Moon
NCW
CLOSED
WLS
OFF
A 0.0 mA
B 0
SLS
OFF
-5.31 V
0.0 mA
Sun Sens
0 0
0 0
IICAOPT
PMD
Det.Tmp -18.7 C
ElecTmp -17.8 C
Azimuth Scanner
ACTIVE
113160 -45.000
Elevation Scanner
ACTIVE
11616 -12.700
Telescope
Spectrom.
Cover
UNLOCKED
Cover
UNLOCKED
Aperture Stop
LARGE
NDF
OUT
Channel 1 2 3 4 5 6 7 8
Bias Volt. 2.50 2.50 2.50 2.50 2.50 -0.03 -0.05 -0.03
Test input 0.00 0.00 0.00 0.00 0.00 0.01 0.01 0.01
5V Supply 1.73 1.71 1.71 1.72 1.72 1.71 1.72 1.71
15V Supply 3.19 3.18 3.19 3.18 3.17 3.18 3.19 3.17
Shield temp 235.14 235.41 241.30 241.37 240.48 231.73 211.22 211.30
Block temp 206.43 205.89 223.77 222.36 220.92 201.81 150.11 147.06
DME temp 259.10 258.95 259.39 259.11 259.27 259.76 259.20 259.88
Ancil. STOP
RbiStart A, NOM
Conf 5
Exp. Mode MEASURE
TLM Mode MEAS-TL COMPLETE
ChkState STATE
Format RTF 145
OBT 0x11b5bc16
Moni. TRUE
Anom 0

Formal Run of Measurement

(Measurement ID) Eta_Uv_Vis Limb

Request for Actual Status	X	(cross out entries that are **not** requested.)
Request for Modification		(fill in only entries to be modified)
Request for Run	X	(no entries = run based on actual default settings)

Scanner Positions

Azimuth	-45.0	deg
Elevation	-12.7	deg

Timeline for each Data Acquisition Period during Measurement

	1	2	3	4	5	6	7	8	9	10
State ID	9									
Repetitions	10									

State Parameters for States used in Timeline (State ID must be given)

Channel	PET [s] or H#	Co-Adding	PET [s] or H#	Co-Adding	PET [s] or H#	Co-Adding	PET [s] or H#	Co-Adding
1a	2	32						
1b	2	32						
2b	32	2						
2a	32	2						
3	64	1						
4	64	1						
5	64	1						
6	16	4						
7	2	32						
8	2	32						
State ID								

Filter 300nm Bandpass

Eta-UV/17.

Stimuli Settings for Existing Blocks in Measurement

Block No	Stimuli Setup ID	PPC [deg]	Polarizer [deg]	Shutter open/close	Acquisition Time [s]	Lambda [nm] Start	Stop	Step	Repetition Factor	Message	OS Setup Time [s]
1	2	14	172.2	close	1	240	240	0	1	DU1	12
2.1	2		172.2	open						USA#	20
2.2	2		172.2							USA#	
3.1	2		86.0							USA#	
3.2	2			open						DU2	
4.1	2			close						DU2	20
4.2	2									DU2	0
5	2	14	86.0	close	1	240	240	0	1	DU2	

Measurement Data Description

Test Purpose	
Remark	mid 5-7
Data Directory	0258_06.06.17_ETA_UV

Signatures

	Date	Signature
Issued	15/9	
< Performed	15-9	

VIS_Limb

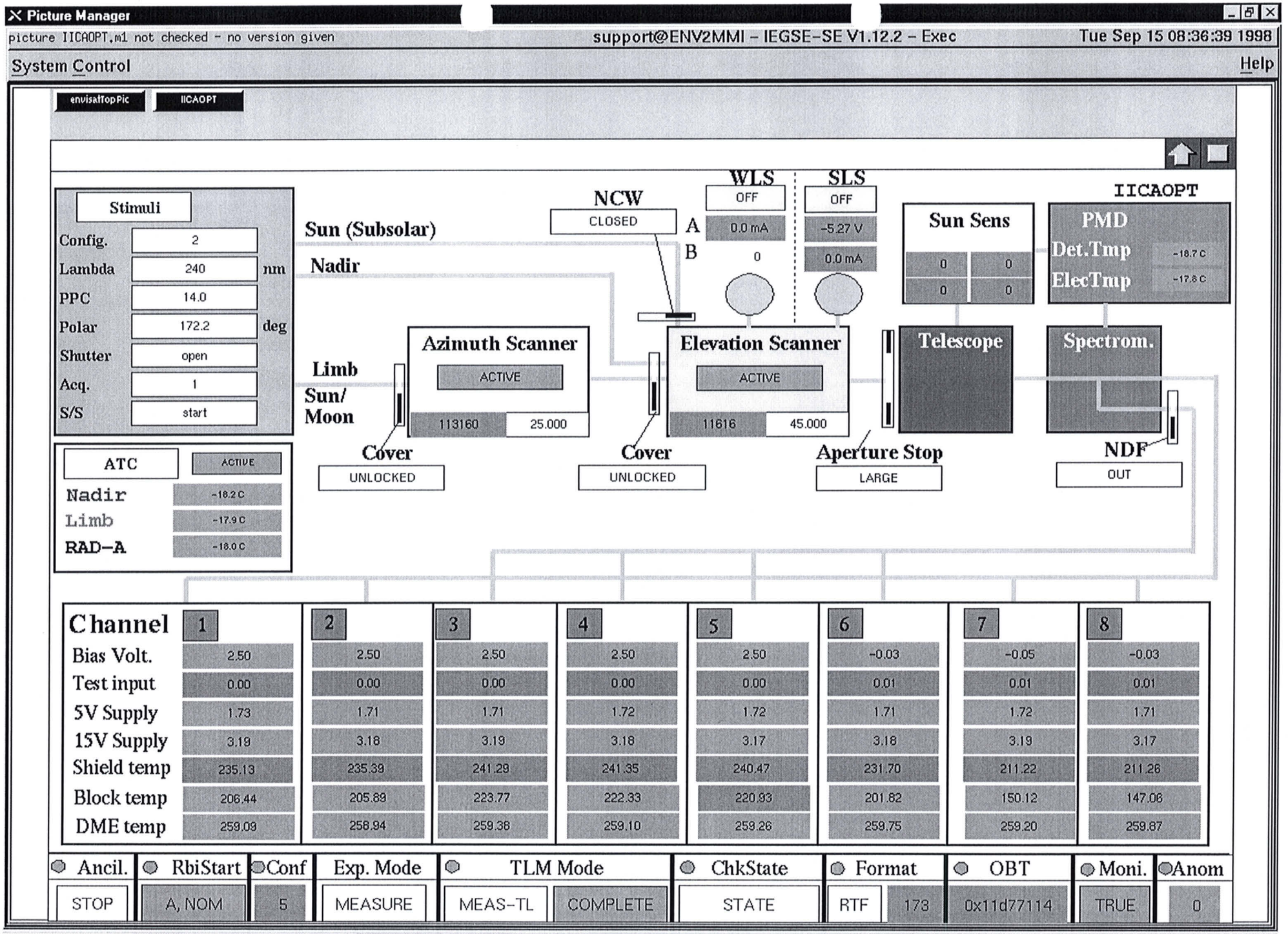
Picture Manager
picture IICAOPT.m1 not checked - no version given
support@ENV2MMI - IEGSE-SE V1.12.2 - Exec
Tue Sep 15 08:36:39 1998
System Control
Help
envisatTopPic
IICAOPT
Stimuli
Config. 2
Lambda 240 nm
PPC 14.0
Polar 172.2 deg
Shutter open
Acq. 1
S/S start
ATC ACTIVE
Nadir -18.2 C
Limb -17.9 C
RAD-A -18.0 C
Sun (Subsolar)
Nadir
Limb
Sun/
Moon
NCW
CLOSED
WLS
OFF
A
0.0 mA
B
0
SLS
OFF
-5.27 V
0.0 mA
Sun Sens
0 0
0 0
IICAOPT
PMD
Det.Tmp -18.7 C
ElecTmp -17.8 C
Azimuth Scanner
ACTIVE
113160 25.000
Elevation Scanner
ACTIVE
11616 45.000
Telescope
Spectrom.
Cover
UNLOCKED
Cover
UNLOCKED
Aperture Stop
LARGE
NDF
OUT
Channel 1 2 3 4 5 6 7 8
Bias Volt. 2.50 2.50 2.50 2.50 2.50 -0.03 -0.05 -0.03
Test input 0.00 0.00 0.00 0.00 0.00 0.01 0.01 0.01
5V Supply 1.73 1.71 1.71 1.72 1.72 1.71 1.72 1.71
15V Supply 3.19 3.18 3.19 3.18 3.17 3.18 3.19 3.17
Shield temp 235.13 235.39 241.29 241.35 240.47 231.70 211.22 211.26
Block temp 206.44 205.89 223.77 222.33 220.93 201.82 150.12 147.06
DME temp 259.09 258.94 259.36 259.10 259.26 259.75 259.20 259.87
Ancil. STOP
RbiStart A, NOM
Conf 5
Exp. Mode MEASURE
TLM Mode MEAS-TL COMPLETE
ChkState STATE
Format RTF 173
OBT 0x11d77114
Moni. TRUE
Anom 0

MASTER

ETA-UV

STEP	ACTION	RESULT	MARKER
Intro	Your name:	BLW	
	Date:	15-9-98	
	What's the name of the (main) data input files generated by the EGSE? (*.dat)	_____	(A)
	Setup a three-window configuration on your SUN.		see course descr.
Cnstr directory	`cd ~/DATA-DIR/ETA-UV/ ;` `ls -l`		Note: In window DATA-DIR
	highest number in directory?	16	(B)
	New directory: `mkdir <B+1>` `ls -l` What's now the highest number in directory?	17	(C)
	<C> should be <B> + 1	Y / N	
	directory name is:	~/DATA-DIR/ETA-UV/<C>	(DIR-NAME)
Copy data	See Analysis sheet: Transfer Data File	Y / N	In DATA-DIR window
Cnstr EGSE_LTF	`cal_raw2ltf .` (Error messages are not necessarily fatal; check with SOLAN --in solan window-- whether output file is okay: there should be a signal present, and `dremark1` labels should be filled)		Note: In window DATA-DIR; ***don't forget the dot !!!;*** *May take more than 15 mins.*
	`ls -l *.egse_ltf` What's the name of the egse_ltf file	Scia_150919980606gs6289 ~~0774 15 079~~	(D)
	`<D> should be <A>.egse_ltf`	Y / N	
Cnstr CAL files	`idl run_averscia` (and select file <D> when asked)		Note: In window IDL
Check CAL files	Dark files: `ls -l *du*.avg.cal`		
	size:	8	should be approx 150Kb
	S-pol file: `ls -l *ws*.avg.cal`		
	size:	8	should be approx 150Kb

	Size of file `<D>.du*.avg.cal.[a|c|e].p1.log`	_____
	Size of file `<D>.du*.avg.cal.[a|c|e].p1.ps`	_____
Check ETA visually	`lpr -P<printer> <D>.*du.*.p1.cal.ps`	
	Value of ETA in each channel (pixel 300 -- 800) between 0 and 3? (in channels 1-4)	Y / N
	Value of ETA resembles expected ETA (see [Predicted PFM calibration results])?	Y / N
	Add postscript images to logbook, done	Y / N
Print logfiles	`lpr -P<printer> <D>.du*.p1.cal.log`	
	Add logfiles to logbook, done	Y / N

stray light measurement.

Back up	Create 3 sets of backup CDs of directory <DIR-NAME> (One CD has a capacity of 600 Mbytes, the UNIX command `/usr/bin/du -k .` gives the number of kilo bytes in the current directory).		See analysis sheet BackUp
	Name of backup CDs	1509988.	

Sign:	Name	BZW
	Date and time	15-9-'98 8.46
	Signature	

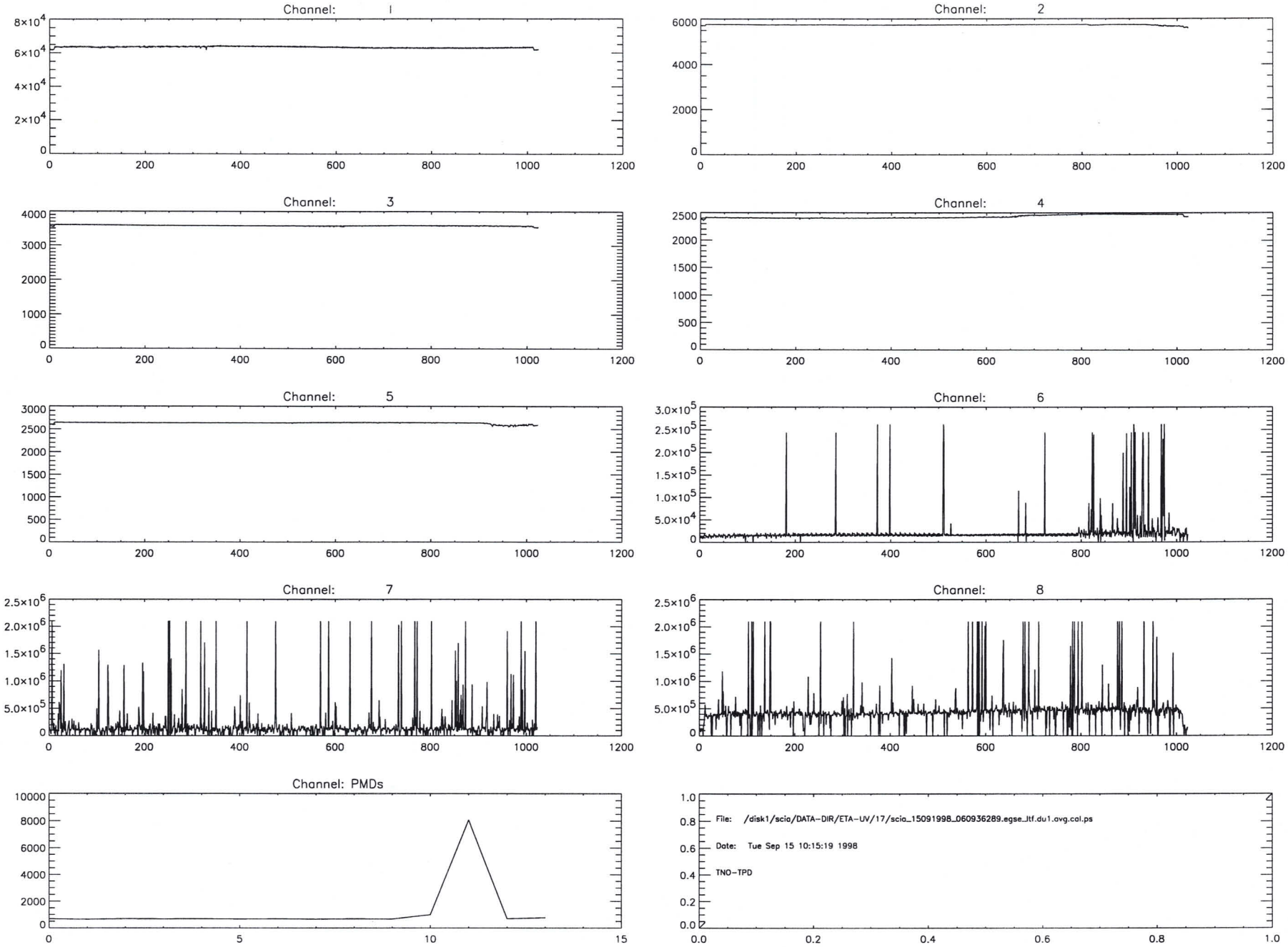
Channel: 1
Channel: 2
Channel: 3
Channel: 4
Channel: 5
Channel: 6
Channel: 7
Channel: 8
Channel: PMDs
File: /disk1/scia/DATA-DIR/ETA-UV/17/scia_15091998_060936289.egse_ltf.du1.avg.cal.ps
Date: Tue Sep 15 10:15:19 1998
TNO-TPD

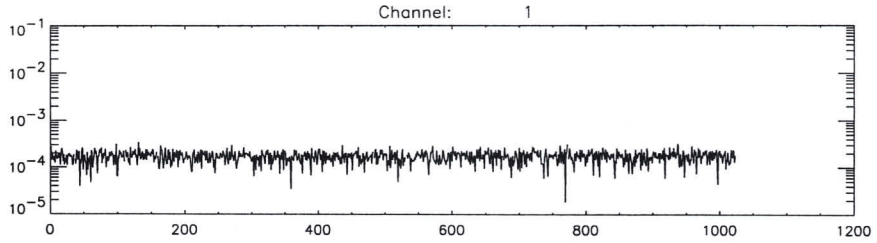
Channel: 1

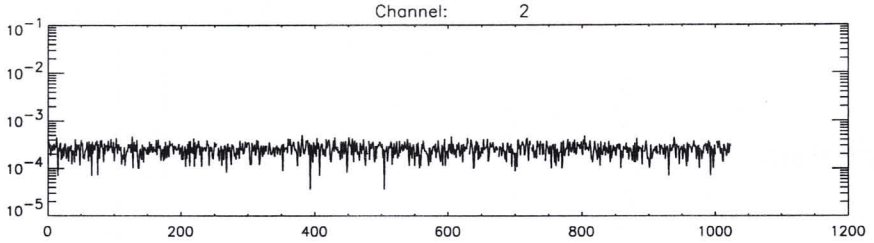
Channel: 2

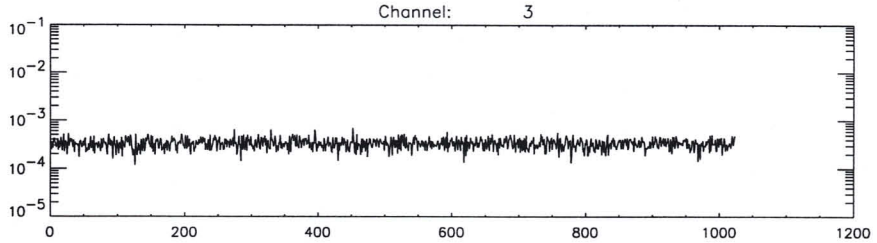
Channel: 3

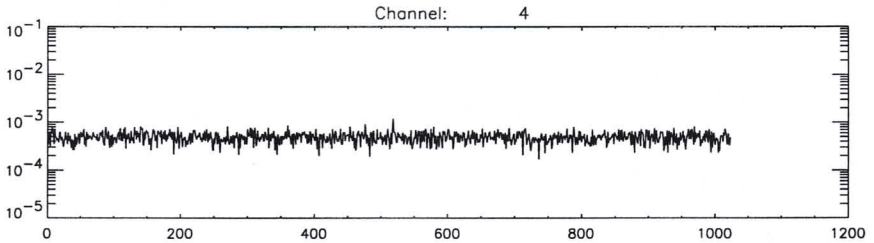
Channel: 4

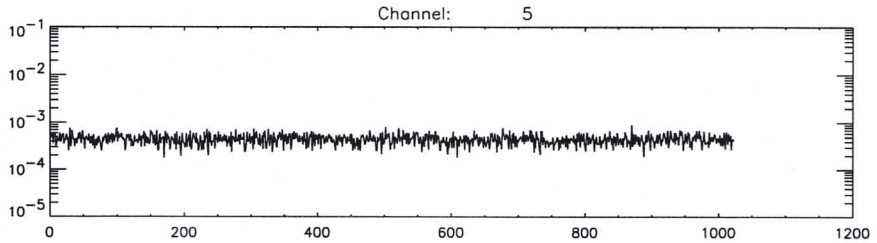
Channel: 5

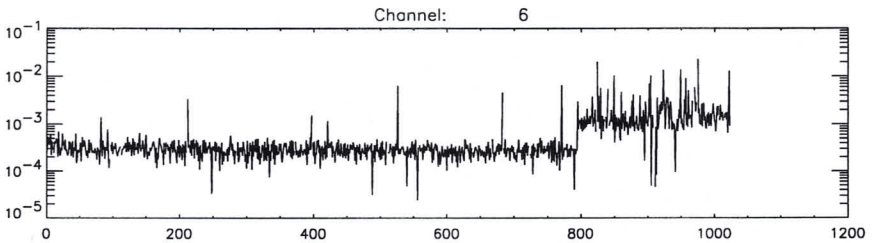
Channel: 6

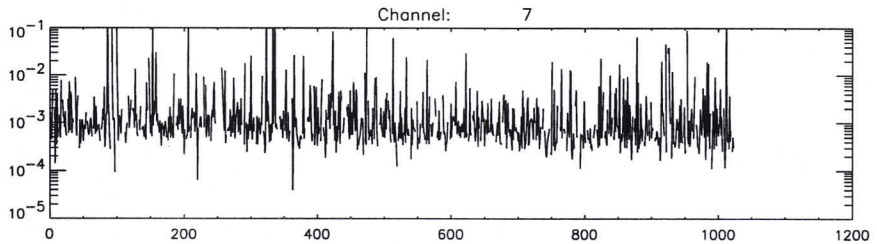
Channel: 7

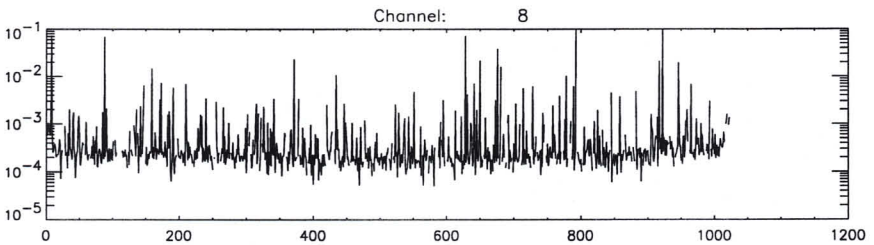
Channel: 8

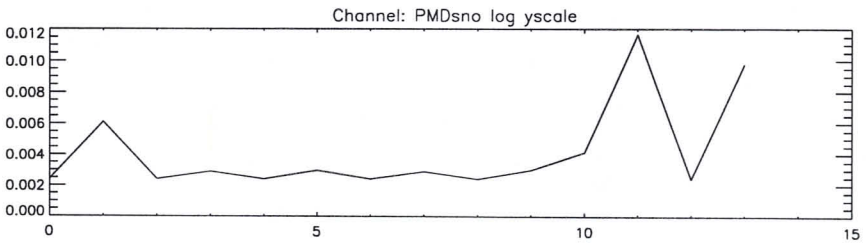
Channel: PMDsno log yscale

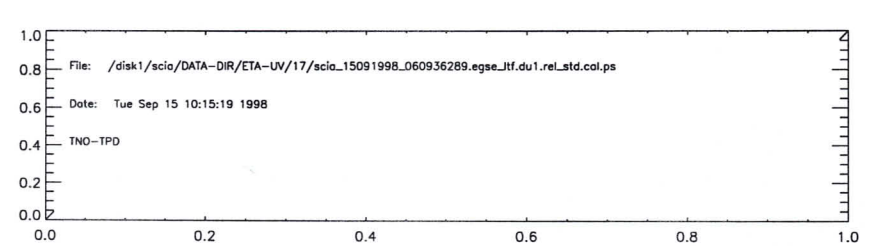
File: /disk1/scia/DATA-DIR/ETA-UV/17/scia_15091998_060936289.egse_ltf.du1.rel_std.cal.ps
Date: Tue Sep 15 10:15:19 1998
TNO-TPD

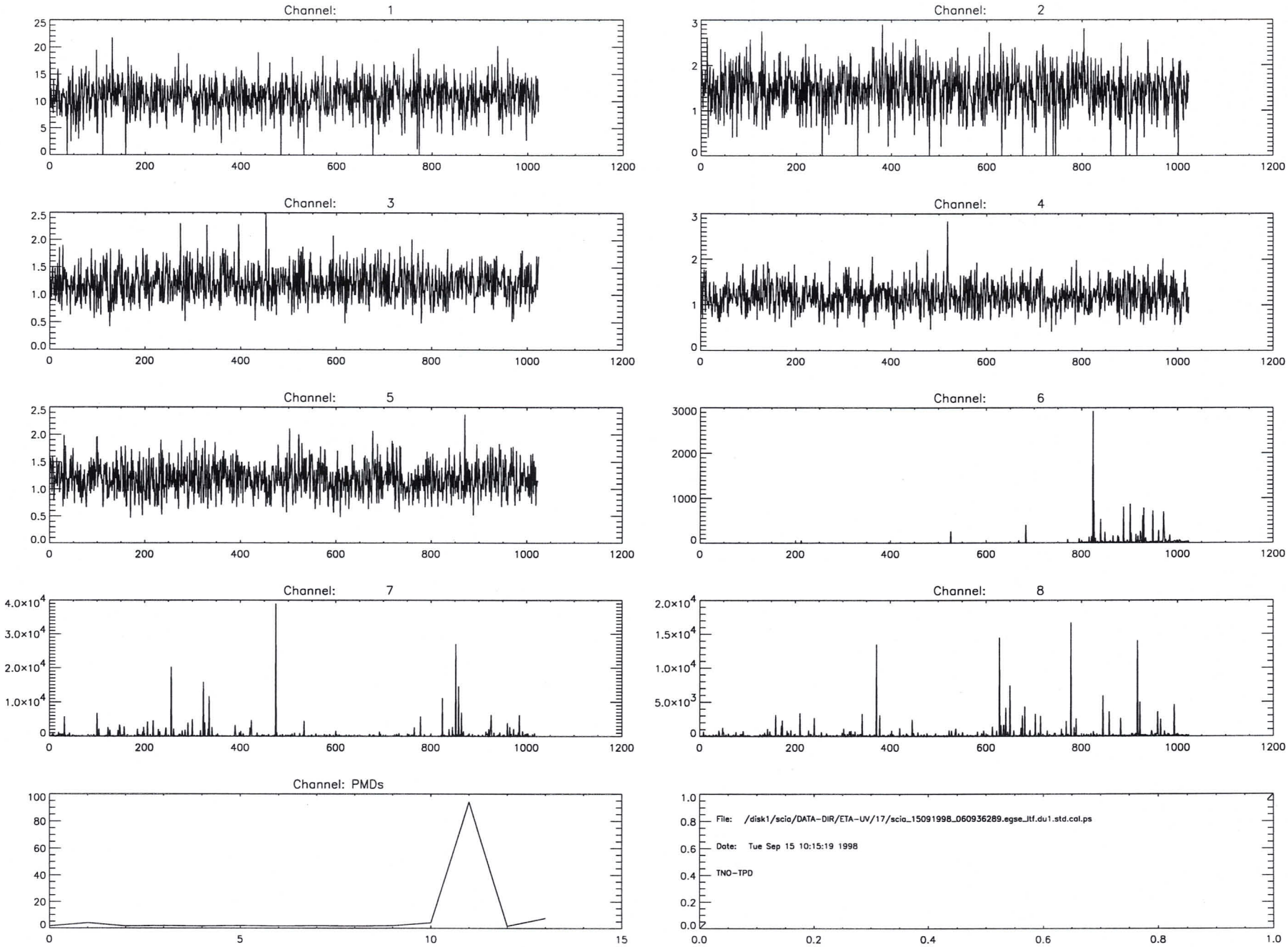
Channel: 1
Channel: 2
Channel: 3
Channel: 4
Channel: 5
Channel: 6
Channel: 7
Channel: 8
Channel: PMDs
File: /disk1/scia/DATA-DIR/ETA-UV/17/scia_15091998_060936289.egse_ltf.du1.std.cal.ps
Date: Tue Sep 15 10:15:19 1998
TNO-TPD

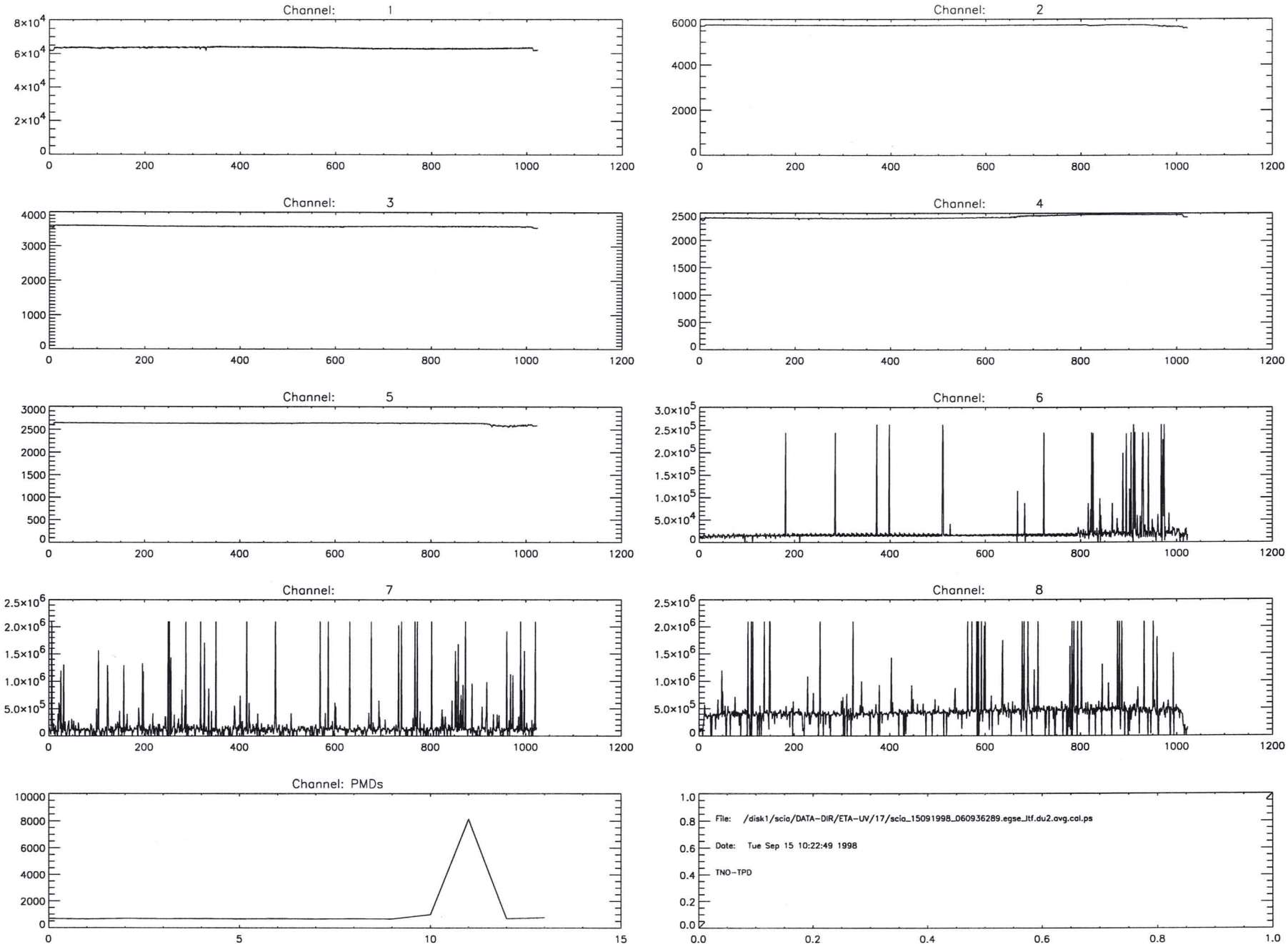
Channel: 1
Channel: 2
Channel: 3
Channel: 4
Channel: 5
Channel: 6
Channel: 7
Channel: 8
Channel: PMDs
File: /disk1/scia/DATA-DIR/ETA-UV/17/scia_15091998_060936289.egse_itf.du2.avg.cal.ps
Date: Tue Sep 15 10:22:49 1998
TNO-TPD

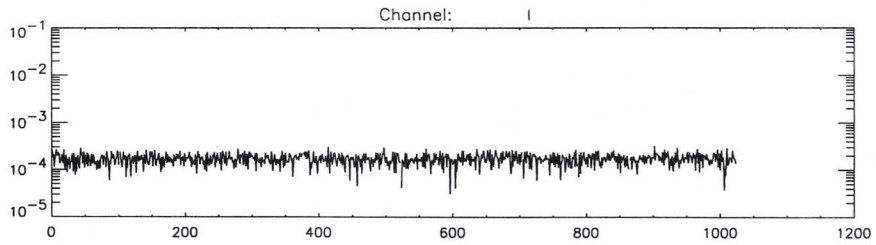
Channel: 1

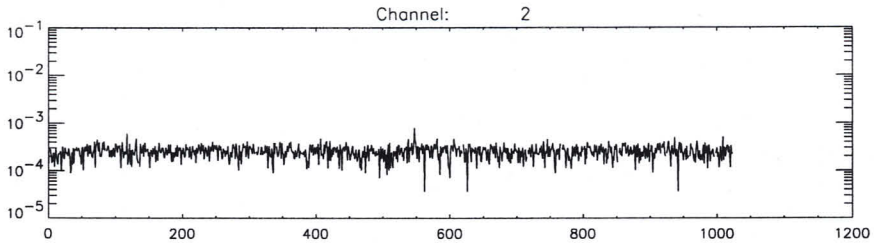
Channel: 2

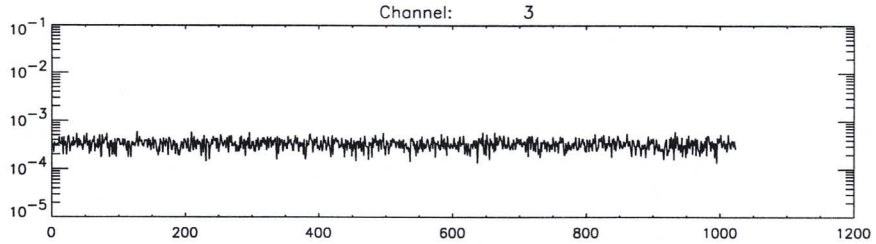
Channel: 3

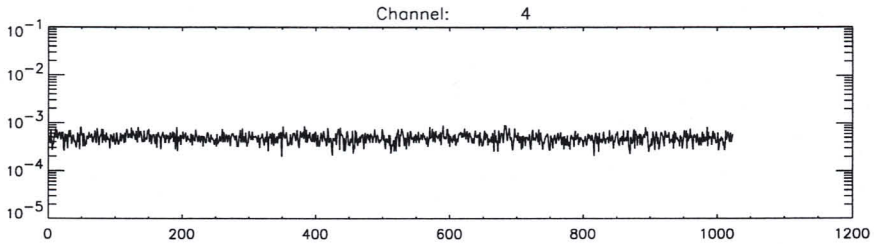
Channel: 4

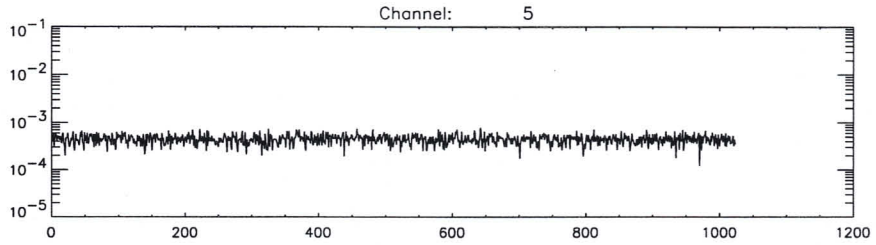
Channel: 5

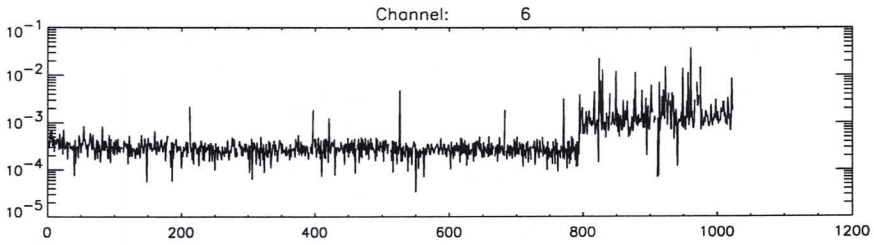
Channel: 6

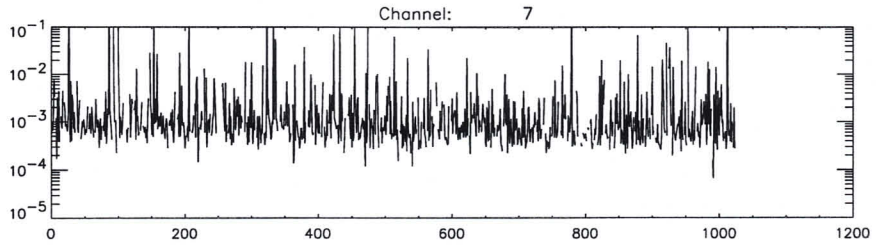
Channel: 7

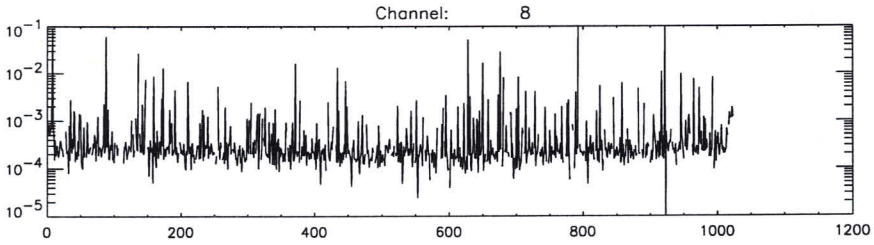
Channel: 8

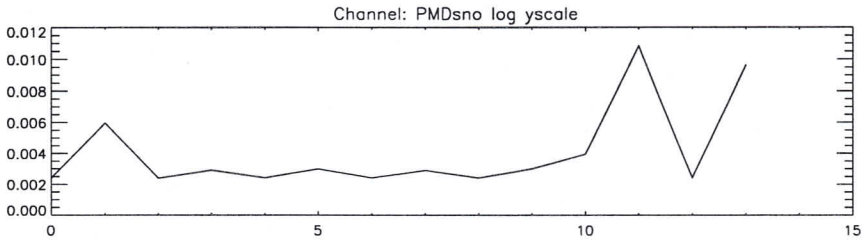
Channel: PMDsno log yscale

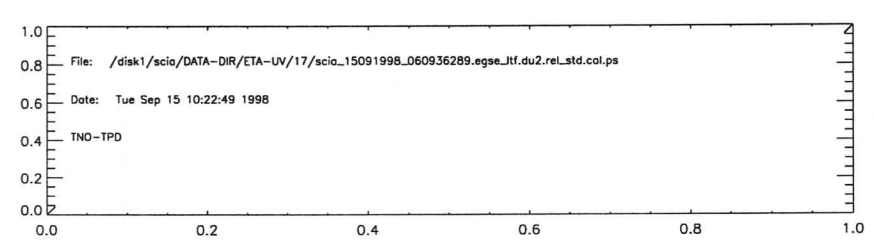
File: /disk1/scia/DATA-DIR/ETA-UV/17/scia_15091998_060936289.egse_ltf.du2.rel_std.col.ps
Date: Tue Sep 15 10:22:49 1998
TNO-TPD

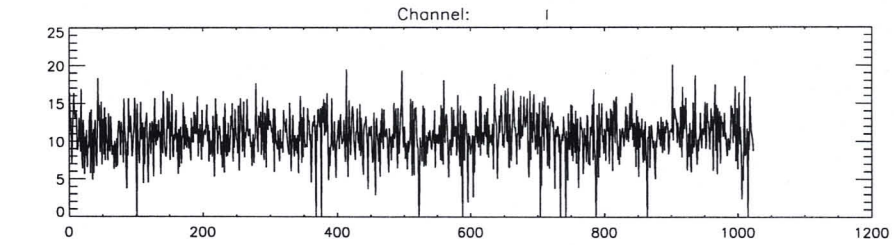
Channel: 1

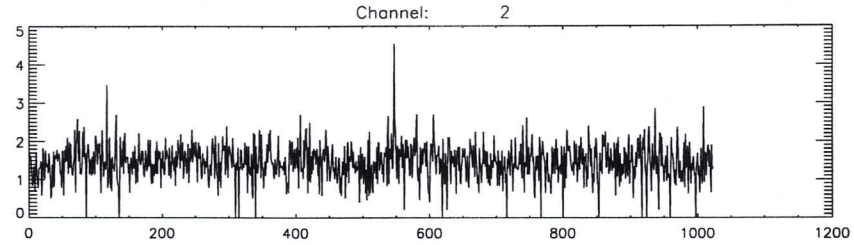
Channel: 2

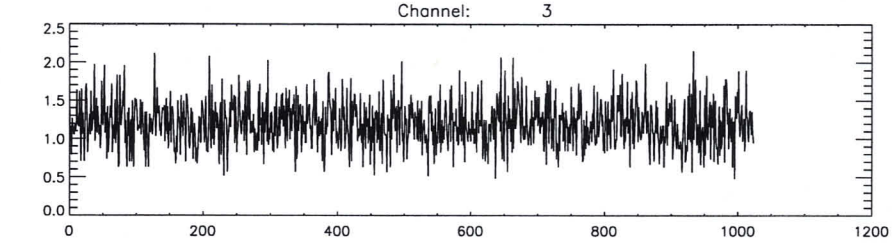
Channel: 3

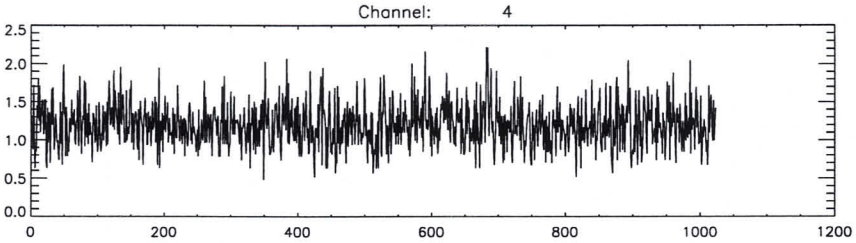
Channel: 4

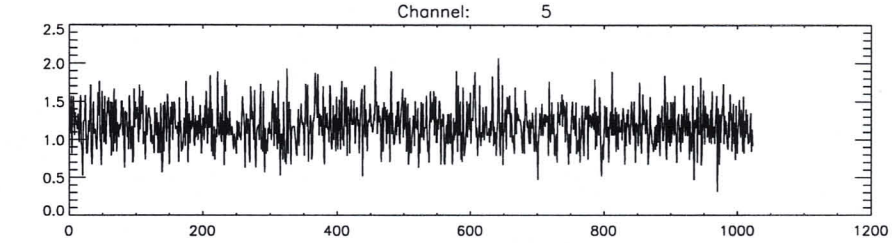
Channel: 5

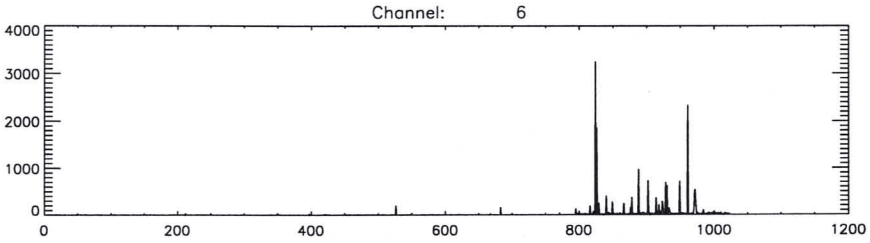
Channel: 6

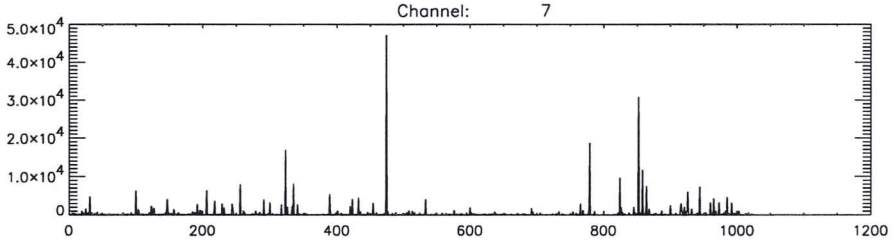
Channel: 7

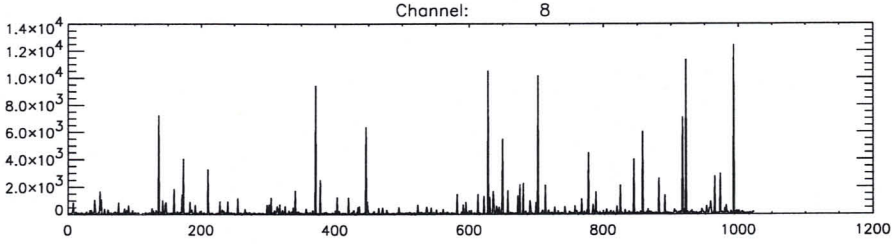
Channel: 8

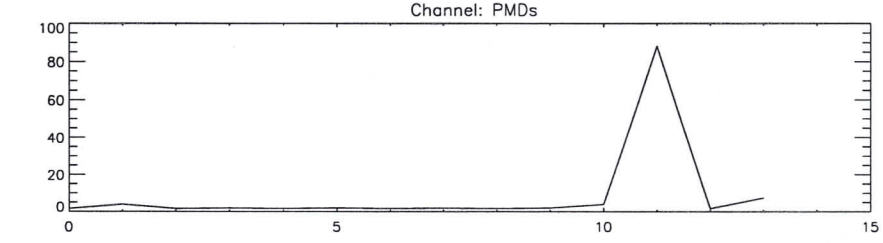
Channel: PMDs

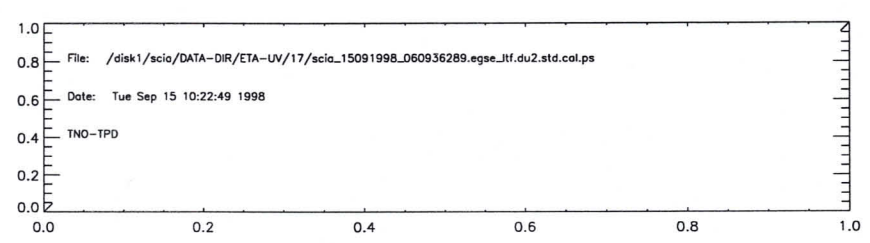
File: /disk1/scia/DATA-DIR/ETA-UV/17/scia_15091998_060936289.egse_itf.du2.std.cal.ps
Date: Tue Sep 15 10:22:49 1998
TNO-TPD

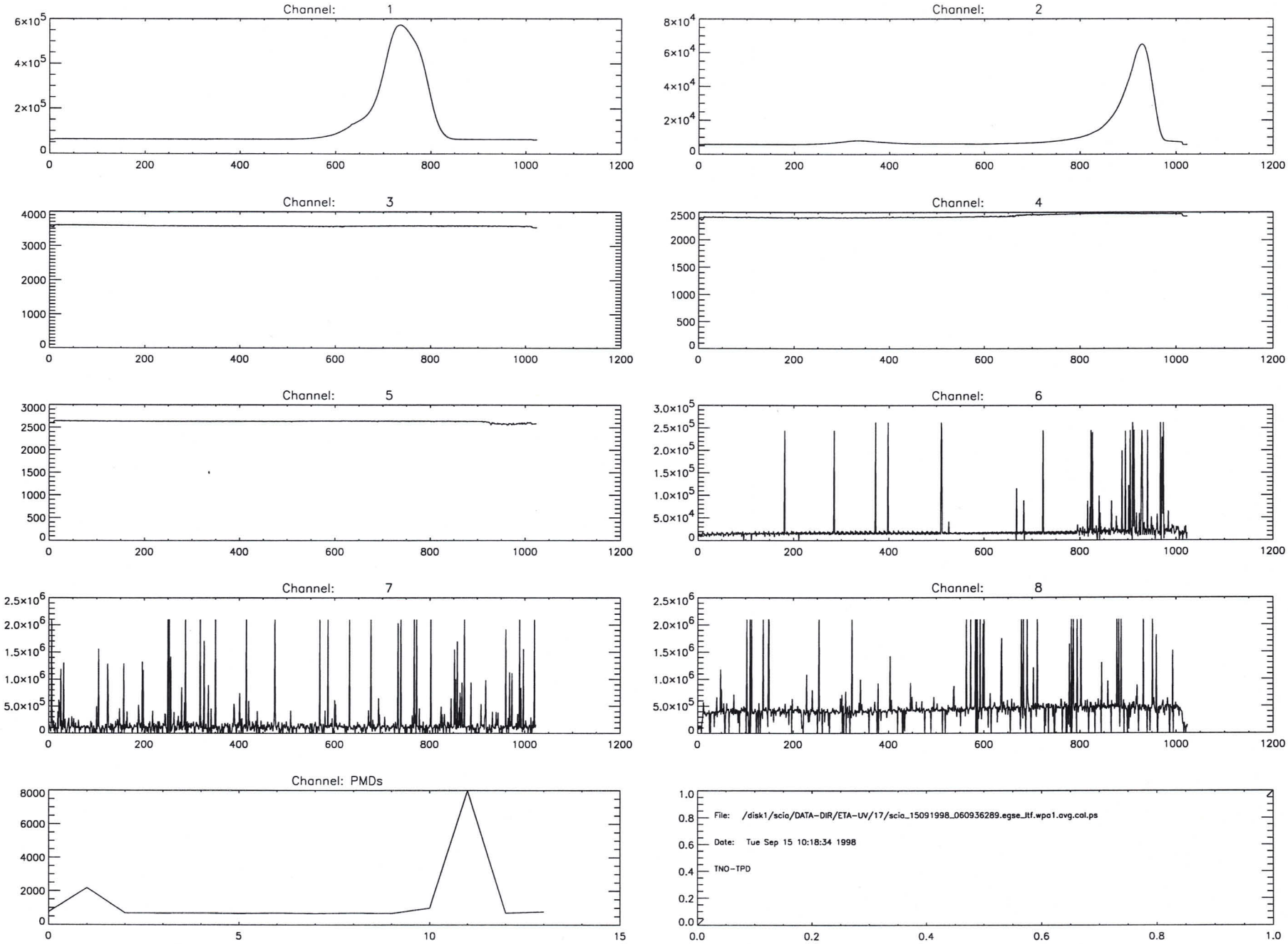
Channel: 1
Channel: 2
Channel: 3
Channel: 4
Channel: 5
Channel: 6
Channel: 7
Channel: 8
Channel: PMDs
File: /disk1/scia/DATA-DIR/ETA-UV/17/scia_15091998_060936289.egse_ltf.wpa1.avg.cal.ps
Date: Tue Sep 15 10:18:34 1998
TNO-TPD

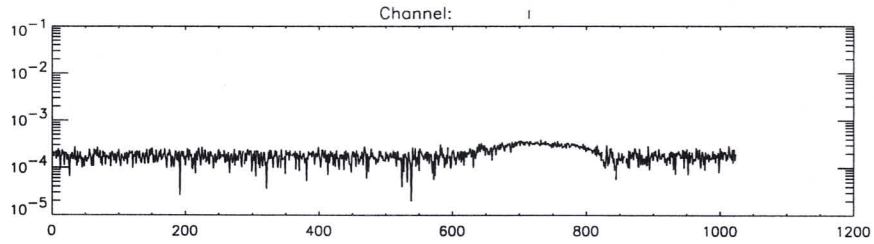
Channel: 1

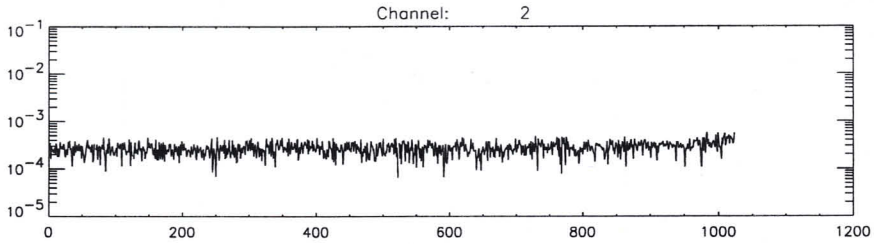
Channel: 2

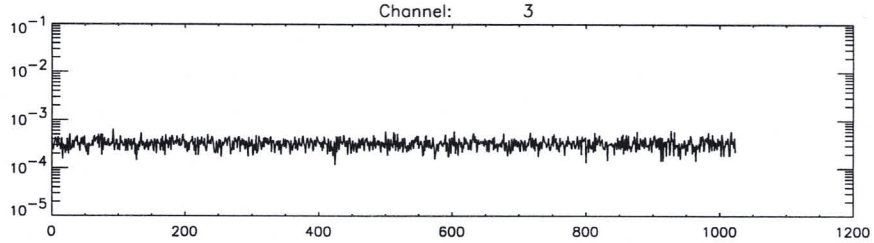
Channel: 3

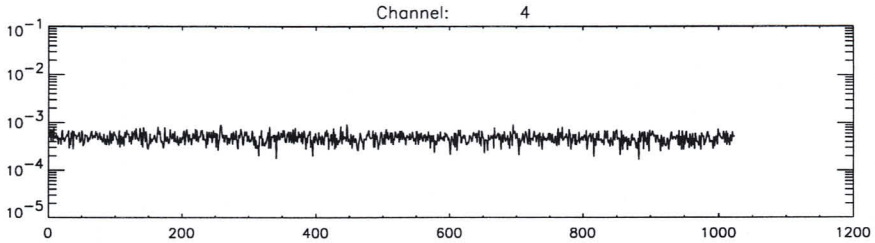
Channel: 4

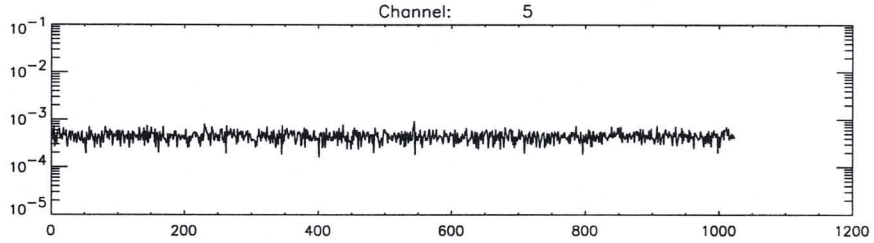
Channel: 5

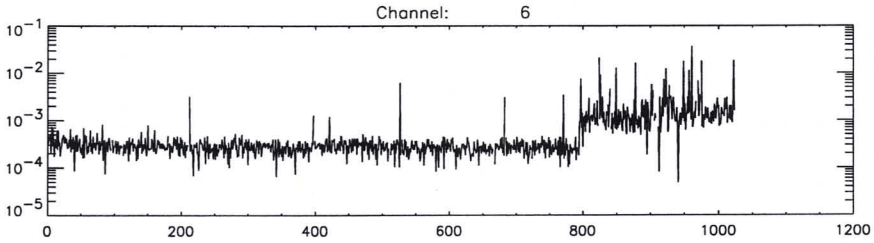
Channel: 6

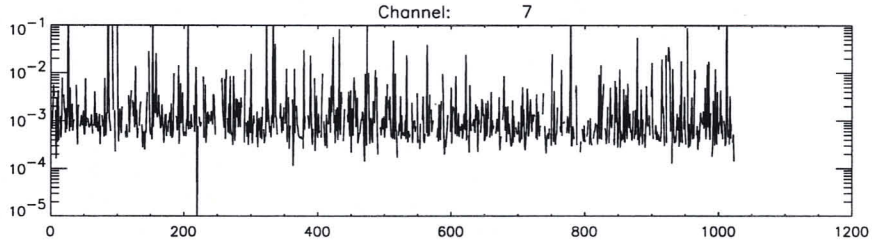
Channel: 7

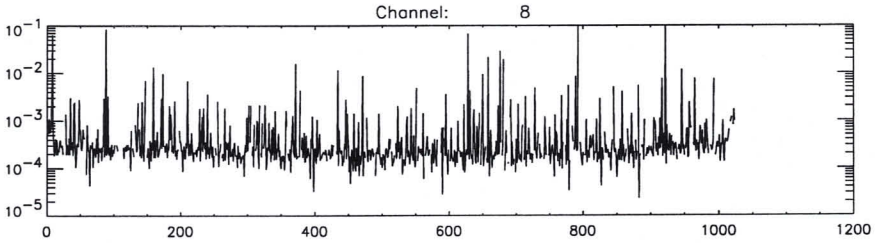
Channel: 8

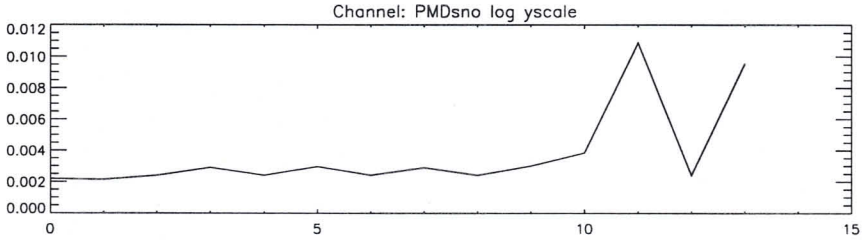
Channel: PMDsno log yscale

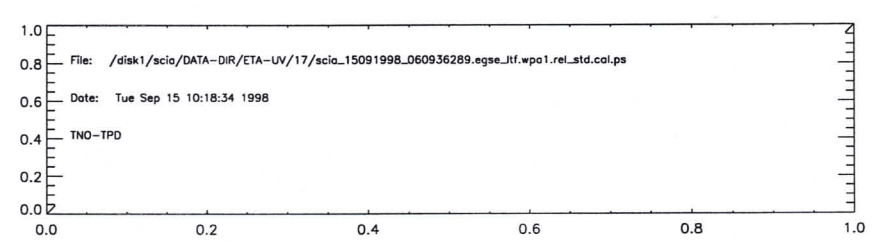
File: /disk1/scia/DATA-DIR/ETA-UV/17/scia_15091998_060936289.egse_ltf.wpa1.rel_std.cal.ps
Date: Tue Sep 15 10:18:34 1998
TNO-TPD

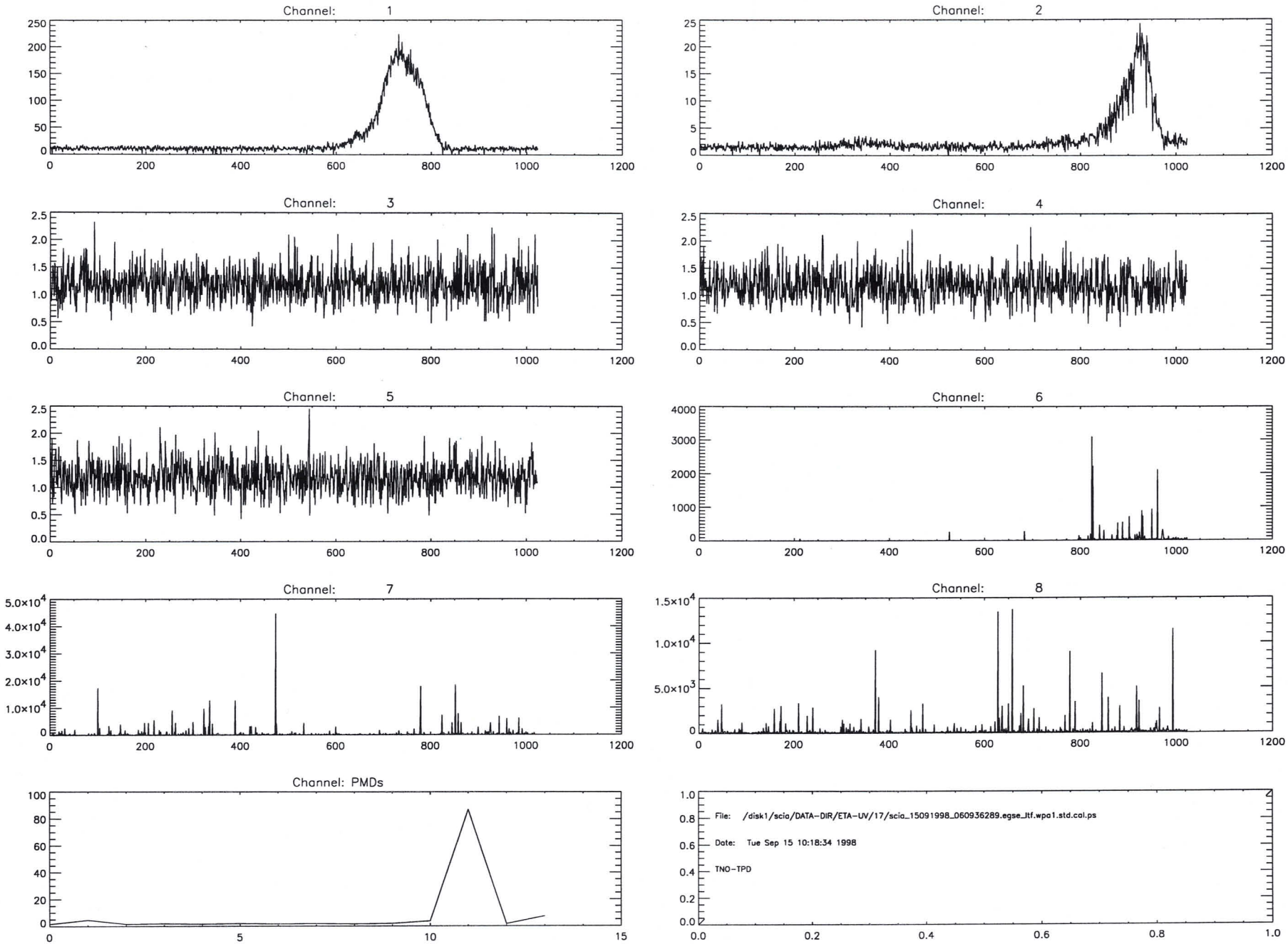
Channel: 1
Channel: 2
Channel: 3
Channel: 4
Channel: 5
Channel: 6
Channel: 7
Channel: 8
Channel: PMDs
File: /disk1/scia/DATA-DIR/ETA-UV/17/scia_15091998_060936289.egse_Itf.wpa1.std.cal.ps
Date: Tue Sep 15 10:18:34 1998
TNO-TPD

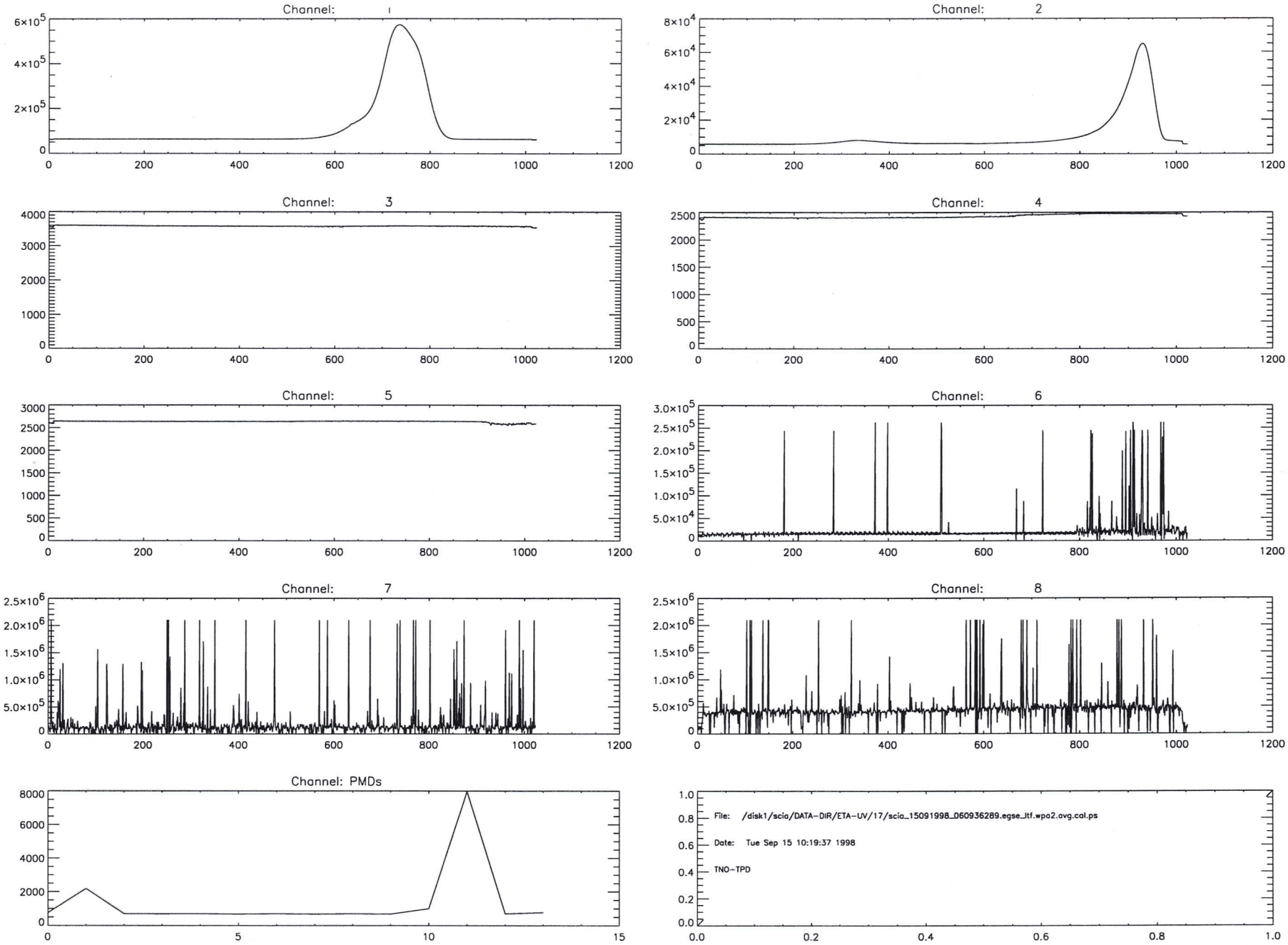
Channel: 1
Channel: 2
Channel: 3
Channel: 4
Channel: 5
Channel: 6
Channel: 7
Channel: 8
Channel: PMDs
File: /disk1/scia/DATA-DIR/ETA-UV/17/scia_15091998_060936289.egse_ltf.wpo2.avg.cal.ps
Date: Tue Sep 15 10:19:37 1998
TNO-TPD

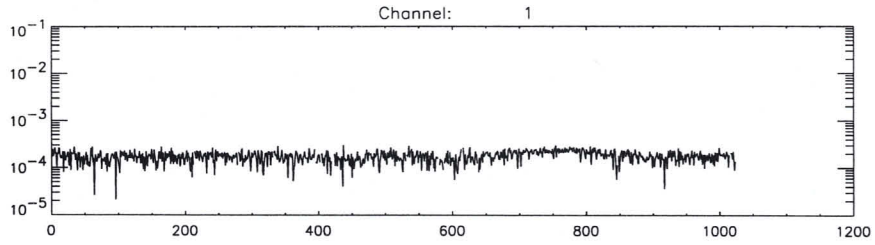
Channel: 1

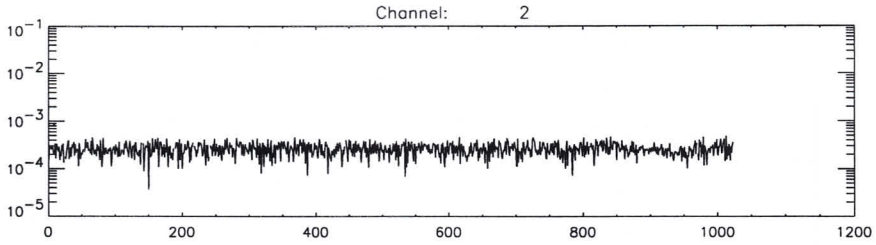
Channel: 2

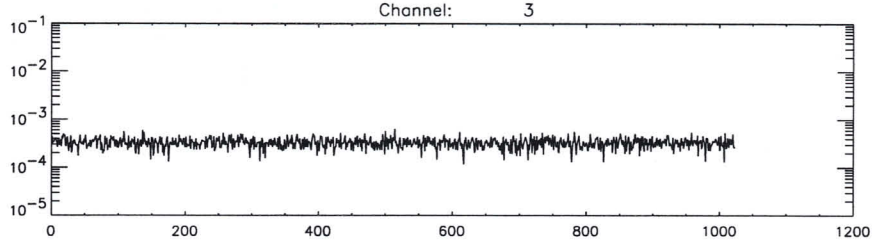
Channel: 3

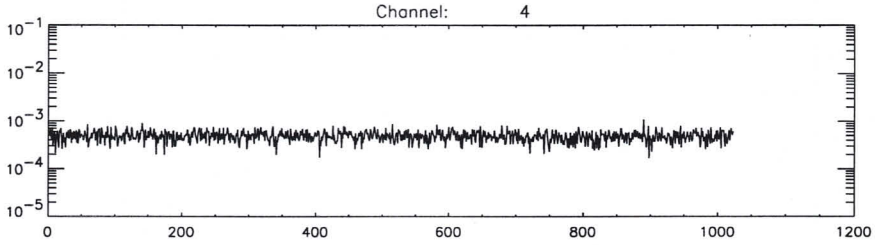
Channel: 4

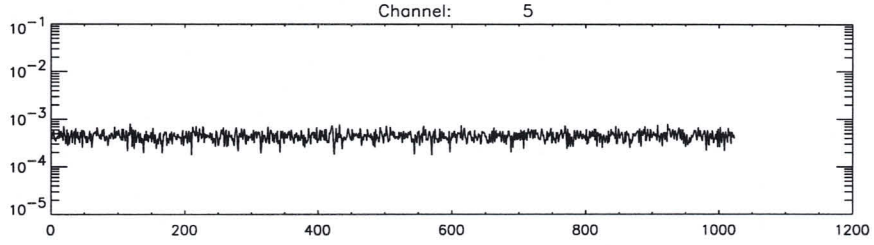
Channel: 5

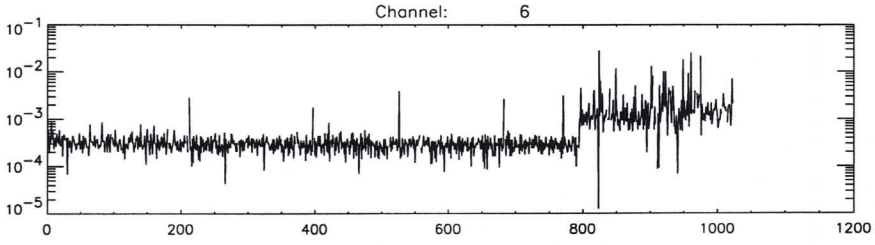
Channel: 6

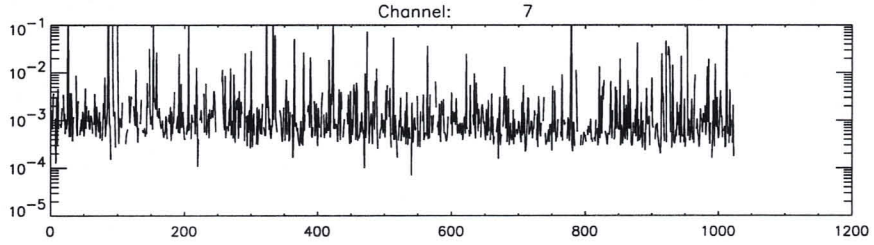
Channel: 7

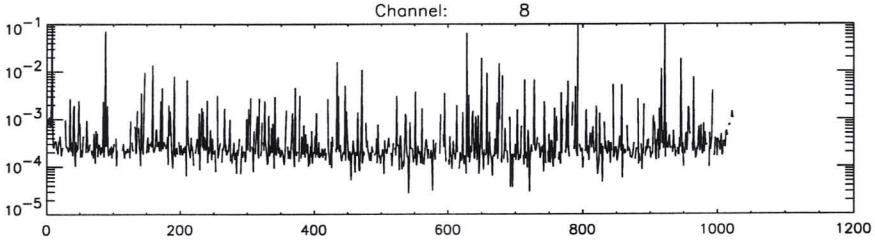
Channel: 8

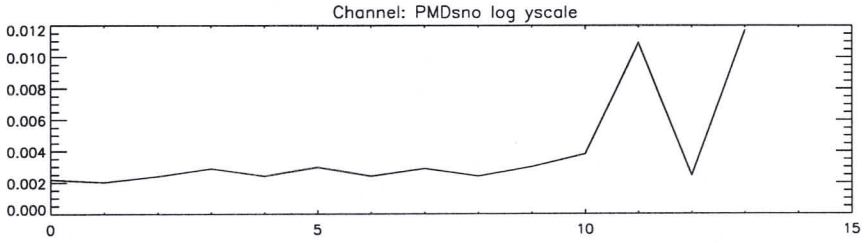
Channel: PMDsno log yscale

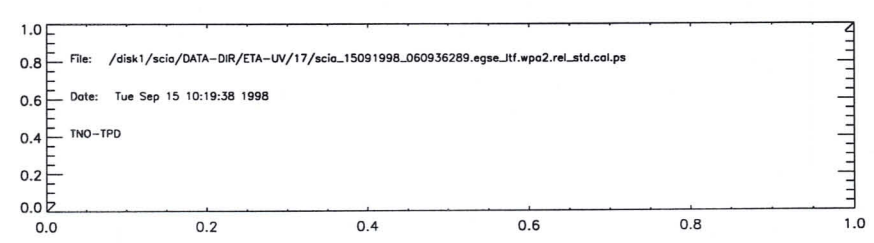
File: /disk1/scia/DATA-DIR/ETA-UV/17/scia_15091998_060936289.egse_Itf.wpa2.rel_std.cal.ps
Date: Tue Sep 15 10:19:38 1998
TNO-TPD

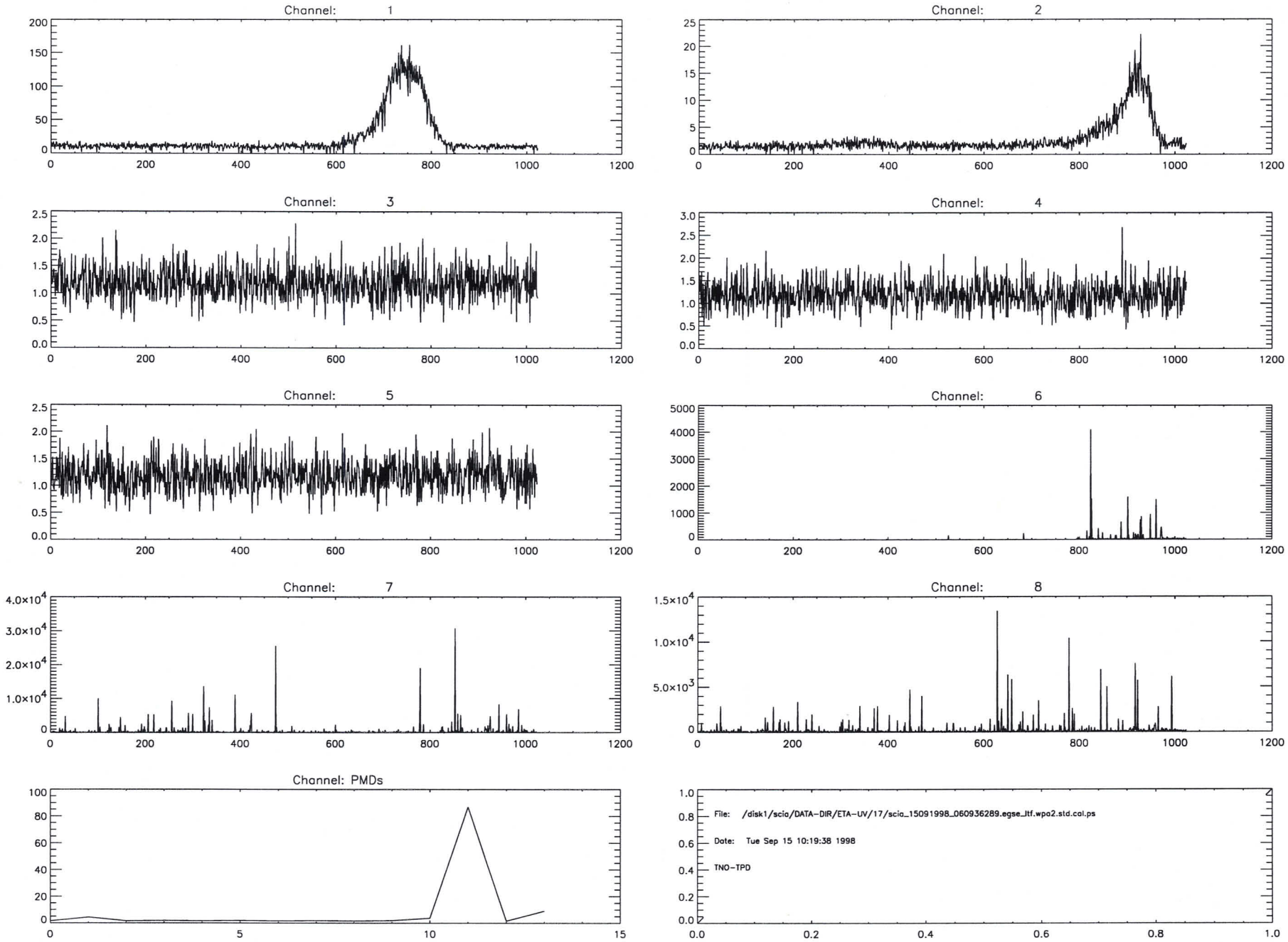
Channel: 1
Channel: 2
Channel: 3
Channel: 4
Channel: 5
Channel: 6
Channel: 7
Channel: 8
Channel: PMDs
File: /disk1/scia/DATA-DIR/ETA-UV/17/scia_15091998_060936289.egse_ltf.wpa2.std.cal.ps
Date: Tue Sep 15 10:19:38 1998
TNO-TPD

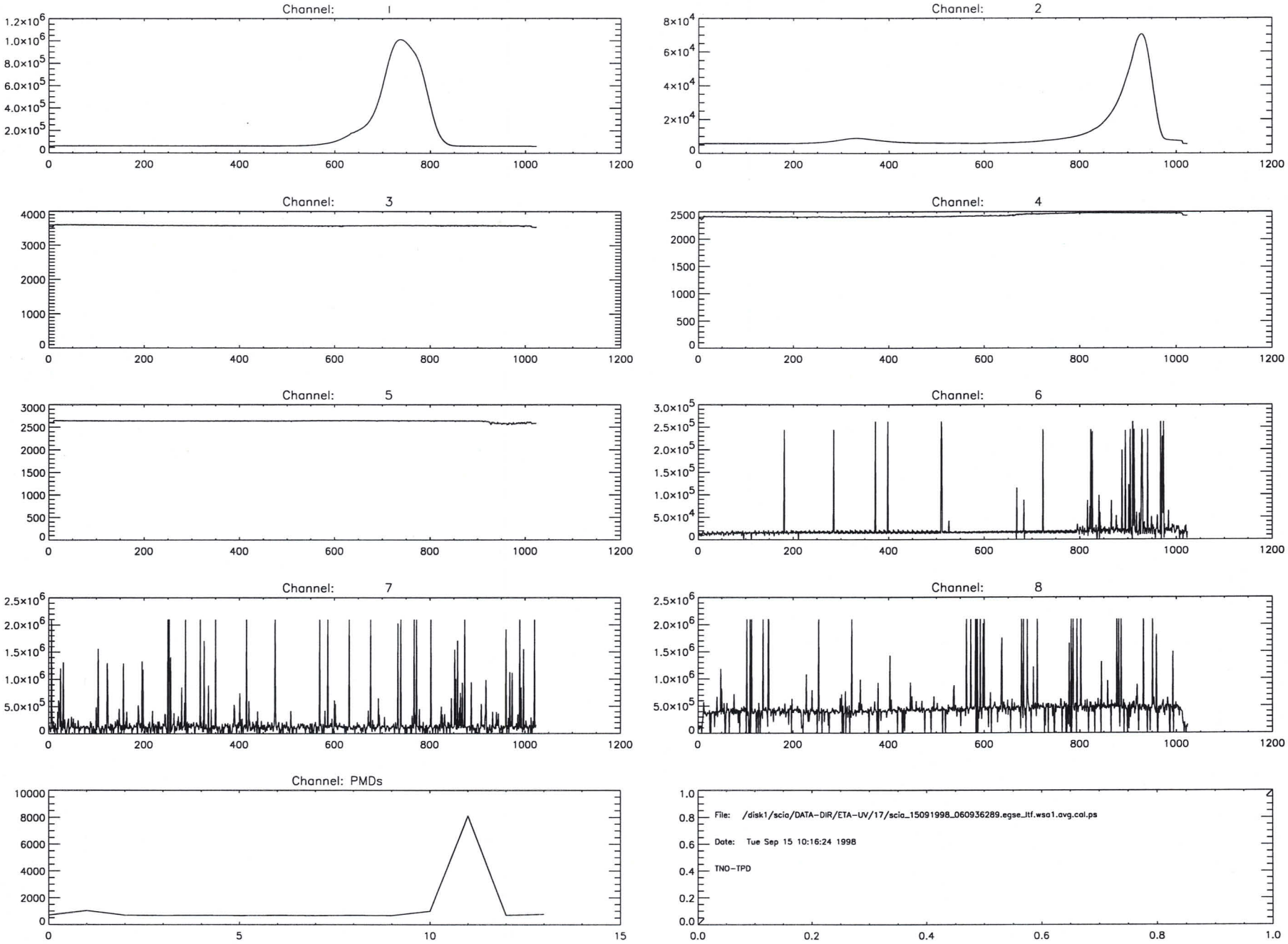
Channel: 1
Channel: 2
Channel: 3
Channel: 4
Channel: 5
Channel: 6
Channel: 7
Channel: 8
Channel: PMDs
File: /disk1/scia/DATA-DIR/ETA-UV/17/scia_15091998_060936289.egse_ltf.wsa1.avg.cal.ps
Date: Tue Sep 15 10:16:24 1998
TNO-TPD

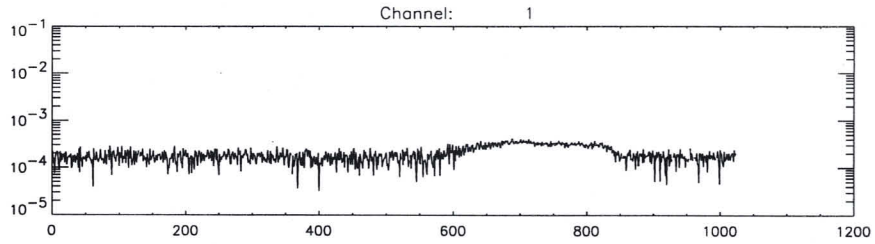
Channel: 1
10^{-1}
10^{-2}
10^{-3}
10^{-4}
10^{-5}
0
200
400
600
800
1000
1200

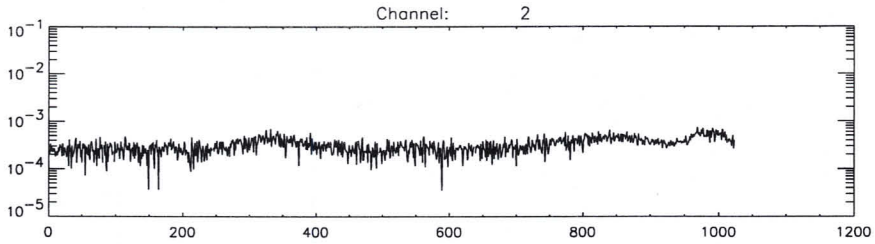
Channel: 2
10^{-1}
10^{-2}
10^{-3}
10^{-4}
10^{-5}
0
200
400
600
800
1000
1200

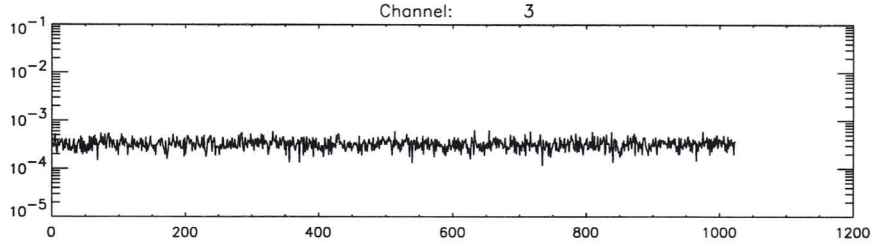
Channel: 3
10^{-1}
10^{-2}
10^{-3}
10^{-4}
10^{-5}
0
200
400
600
800
1000
1200

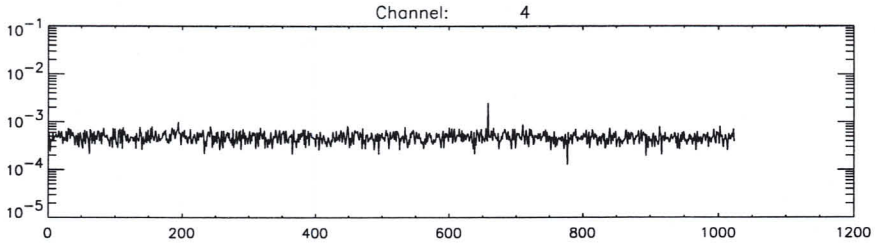
Channel: 4
10^{-1}
10^{-2}
10^{-3}
10^{-4}
10^{-5}
0
200
400
600
800
1000
1200

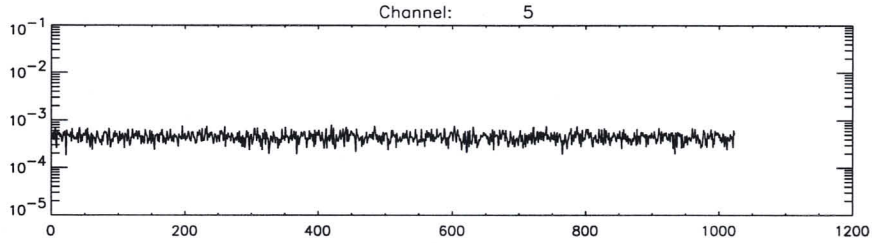
Channel: 5
10^{-1}
10^{-2}
10^{-3}
10^{-4}
10^{-5}
0
200
400
600
800
1000
1200

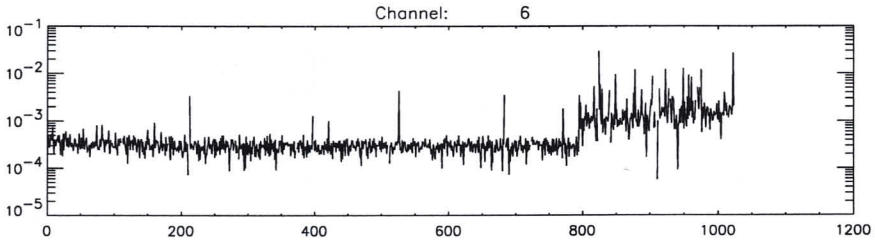
Channel: 6
10^{-1}
10^{-2}
10^{-3}
10^{-4}
10^{-5}
0
200
400
600
800
1000
1200

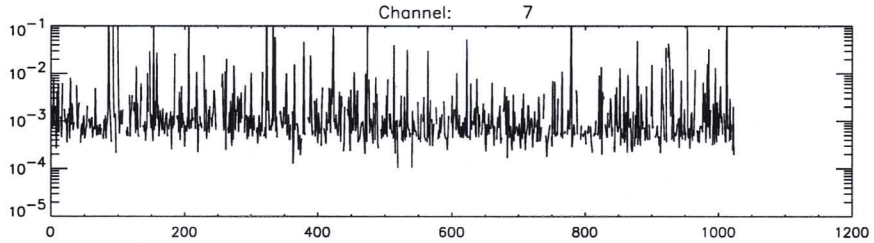
Channel: 7
10^{-1}
10^{-2}
10^{-3}
10^{-4}
10^{-5}
0
200
400
600
800
1000
1200

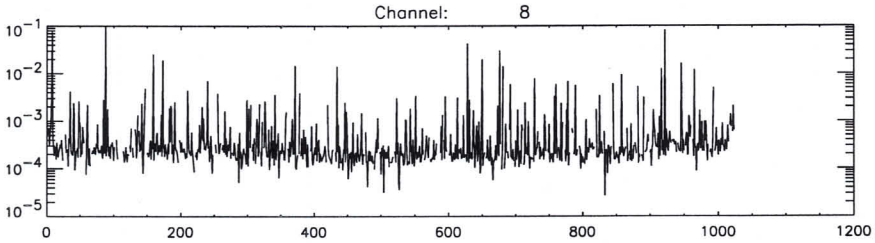
Channel: 8
10^{-1}
10^{-2}
10^{-3}
10^{-4}
10^{-5}
0
200
400
600
800
1000
1200

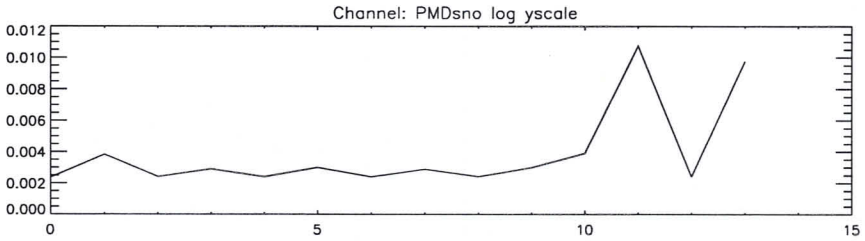
Channel: PMDsno log yscale
0.012
0.010
0.008
0.006
0.004
0.002
0.000
0
5
10
15

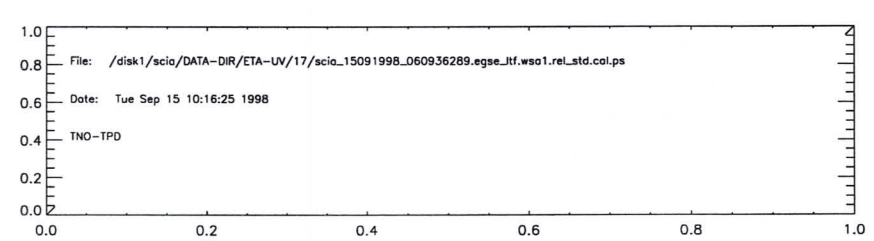
1.0
0.8
0.6
0.4
0.2
0.0
File: /disk1/scia/DATA-DIR/ETA-UV/17/scia_15091998_060936289.egse_ltf.wsa1.rel_std.cal.ps
Date: Tue Sep 15 10:16:25 1998
TNO-TPD
0.0
0.2
0.4
0.6
0.8
1.0

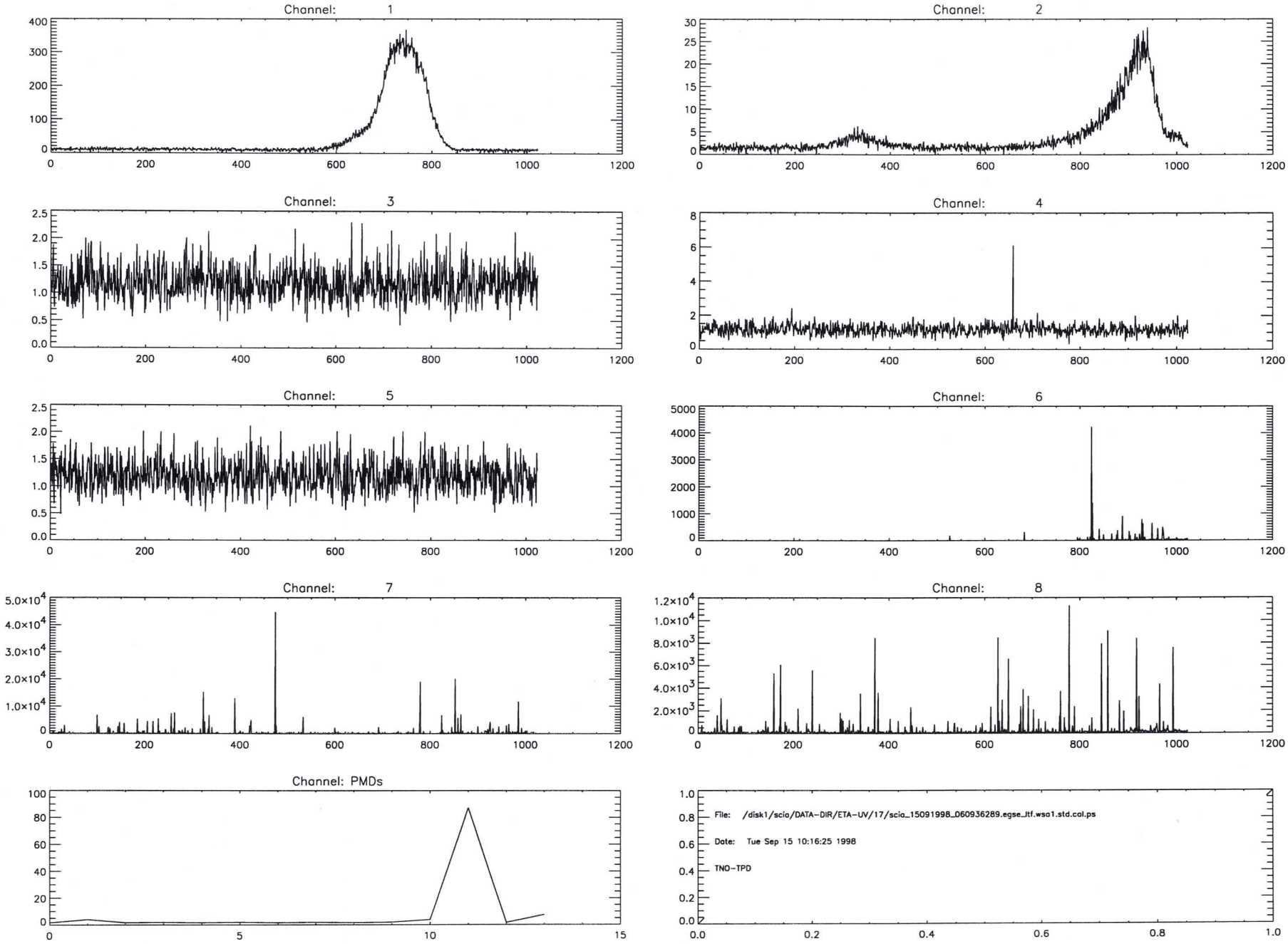
Channel: 1
Channel: 2
Channel: 3
Channel: 4
Channel: 5
Channel: 6
Channel: 7
Channel: 8
Channel: PMDs
File: /disk1/scia/DATA-DIR/ETA-UV/17/scia_15091998_060936289.egse_Itf.wsa1.std.cal.ps
Date: Tue Sep 15 10:16:25 1998
TNO-TPD

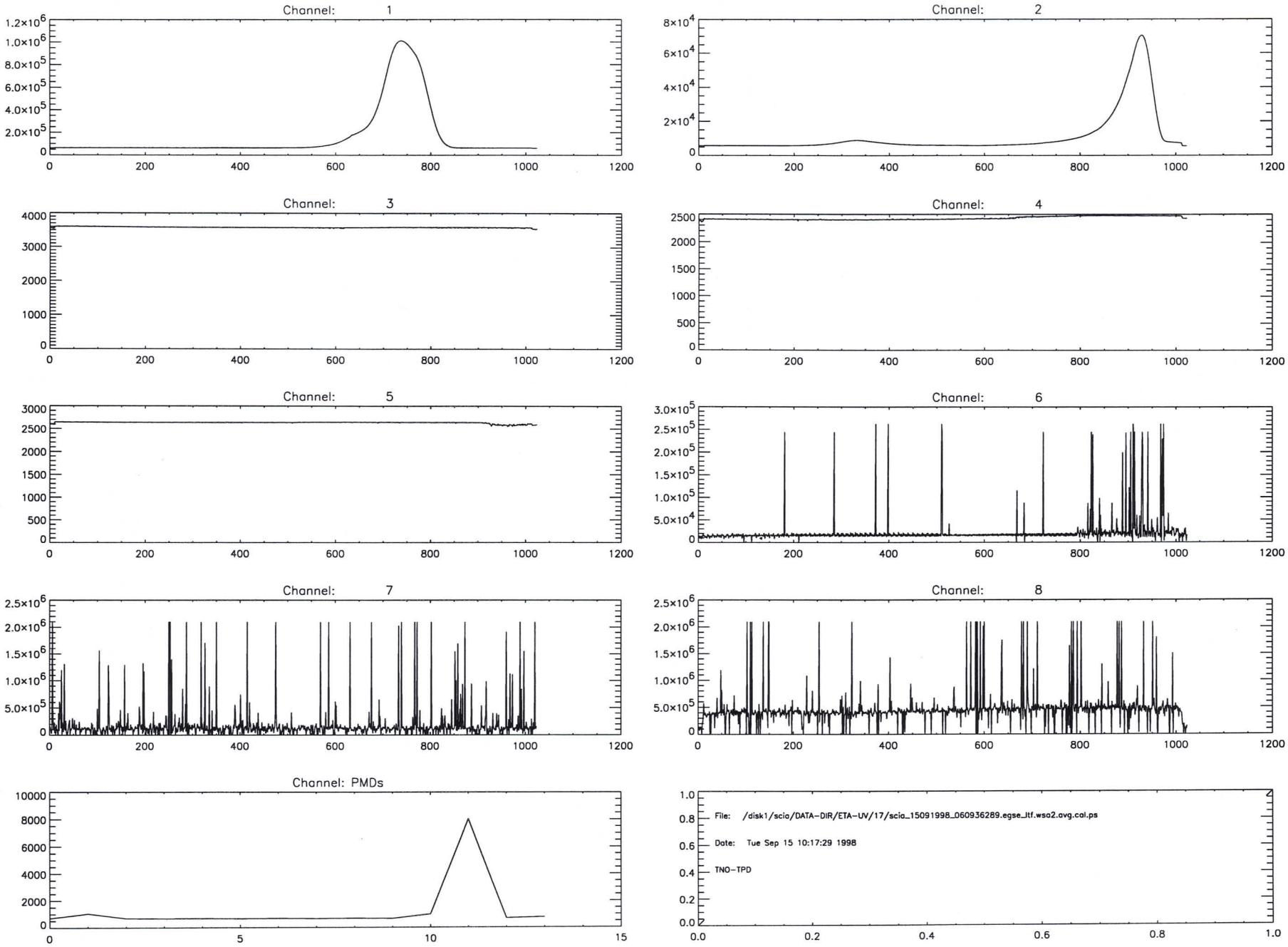
Channel: 1
Channel: 2
Channel: 3
Channel: 4
Channel: 5
Channel: 6
Channel: 7
Channel: 8
Channel: PMDs
File: /disk1/scia/DATA-DIR/ETA-UV/17/scia_15091998_060936289.egse_Itf.wso2.avg.cal.ps
Date: Tue Sep 15 10:17:29 1998
TNO-TPD

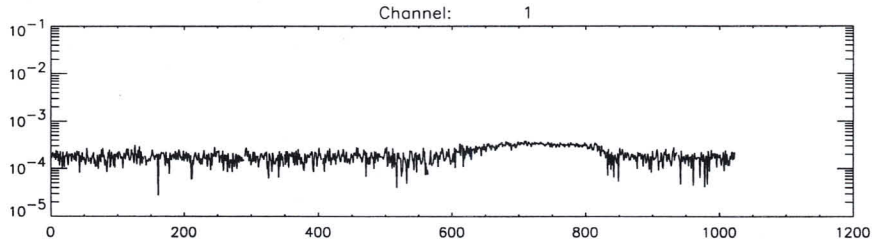
Channel: 1

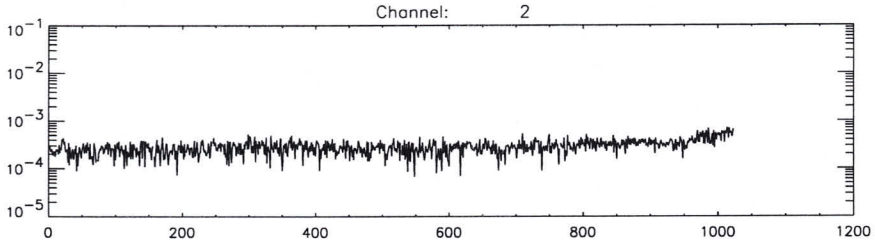
Channel: 2

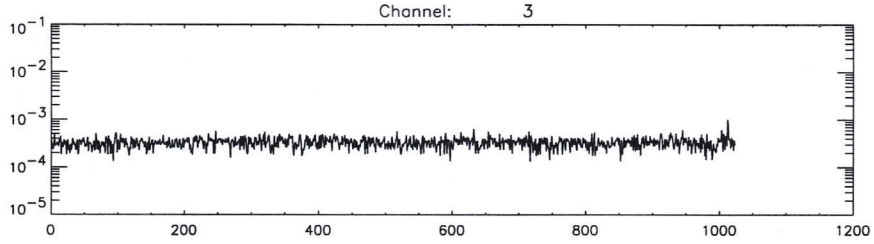
Channel: 3

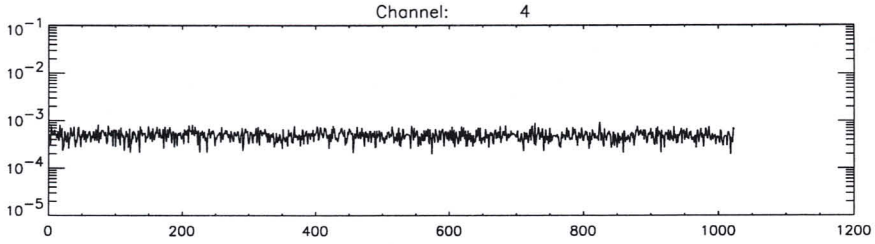
Channel: 4

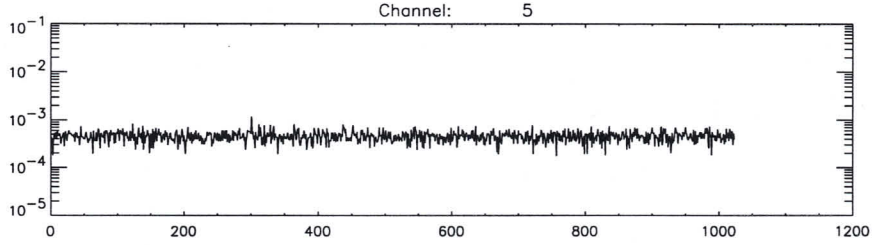
Channel: 5

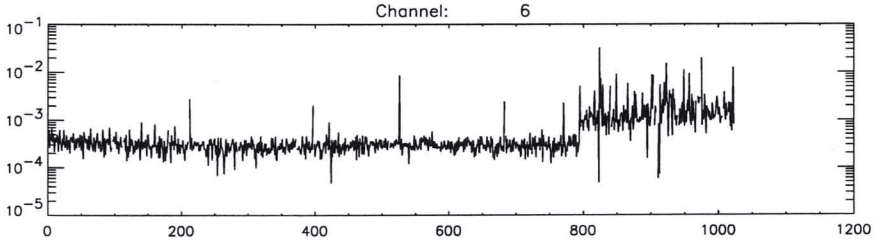
Channel: 6

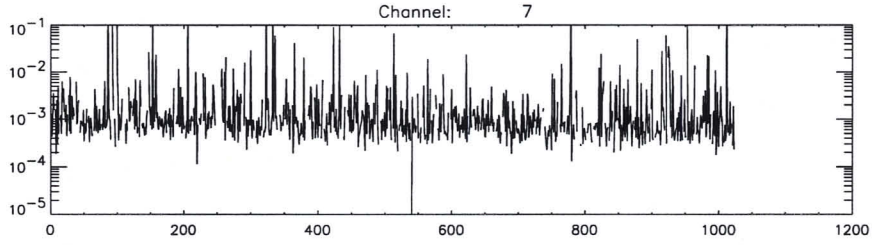
Channel: 7

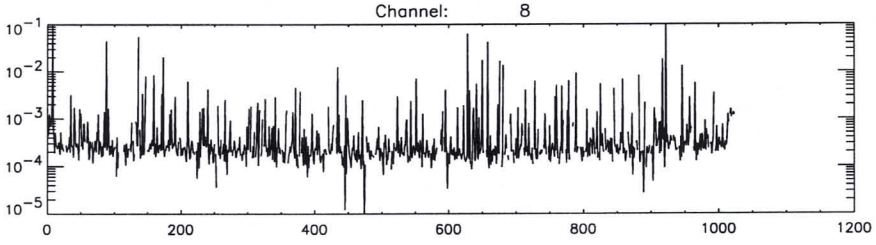
Channel: 8

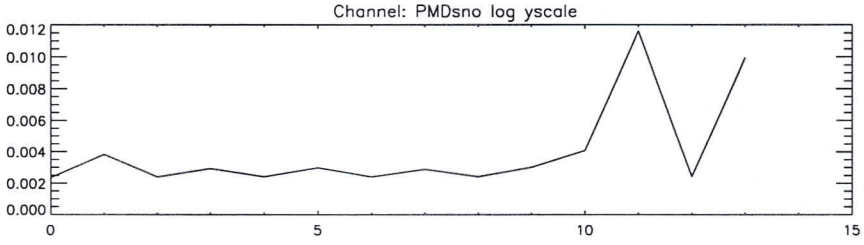
Channel: PMDsno log yscale

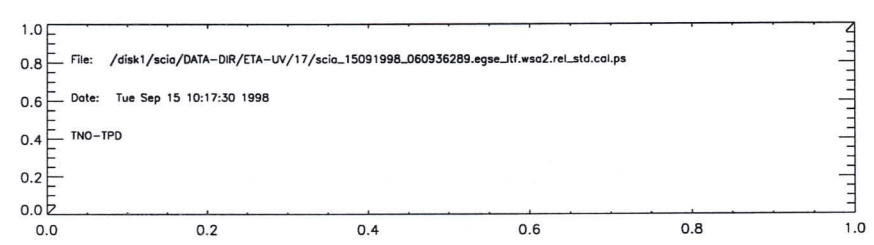
File: /disk1/scia/DATA-DIR/ETA-UV/17/scia_15091998_060936289.egse_ltf.wsa2.rel_std.cal.ps
Date: Tue Sep 15 10:17:30 1998
TNO-TPD

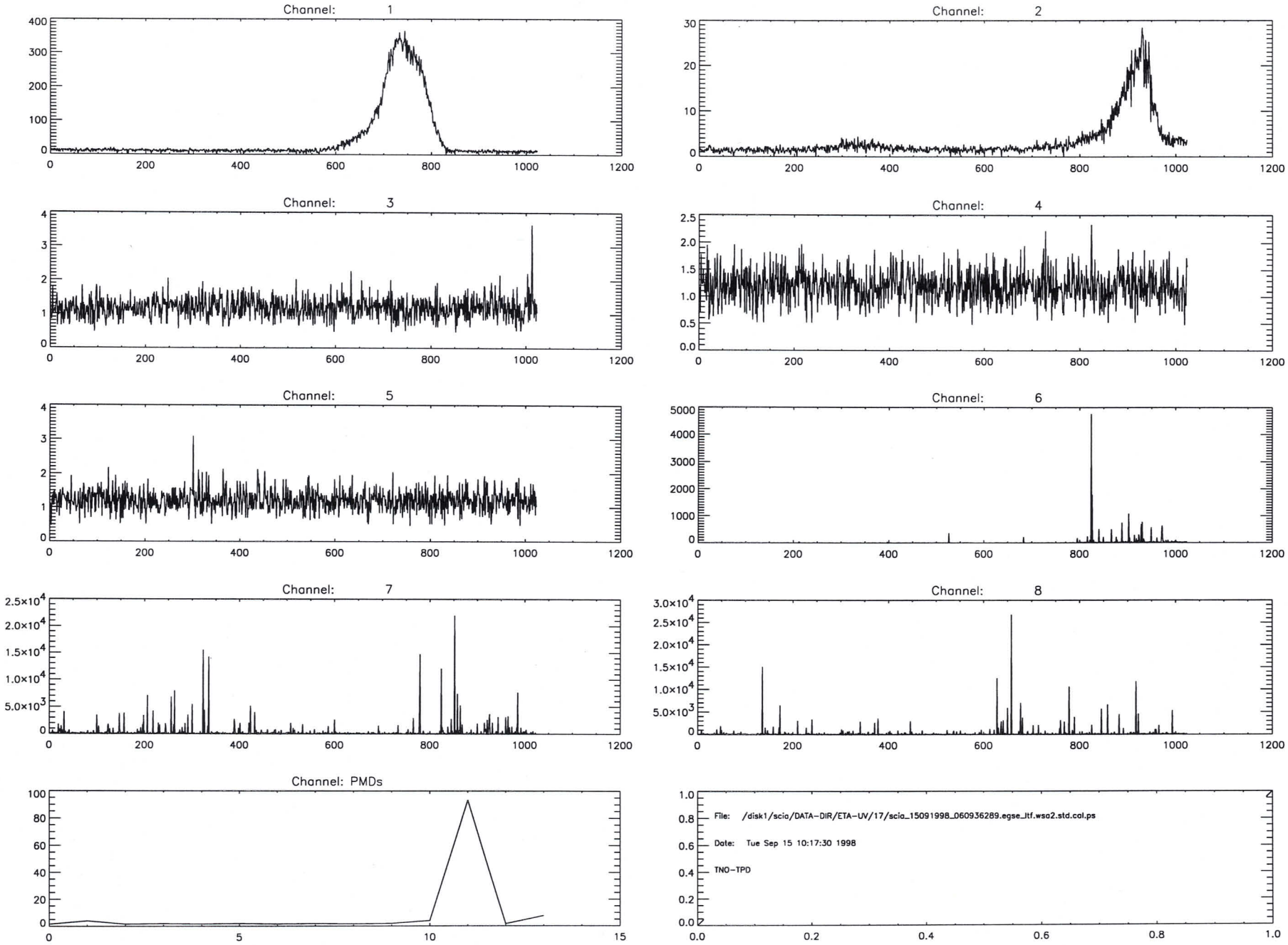
Channel: 1
Channel: 2
Channel: 3
Channel: 4
Channel: 5
Channel: 6
Channel: 7
Channel: 8
Channel: PMDs
File: /disk1/scia/DATA-DIR/ETA-UV/17/scia_15091998_060936289.egse_Itf.wso2.std.col.ps
Date: Tue Sep 15 10:17:30 1998
TNO-TPD

```
time       = Tue Sep 15 10:15:19 1998
batch      = du1
Start TOD = Tue 15-Sep-98 06:10:35
End   TOD = Tue 15-Sep-98 06:23:26
Processing= computation of average, standard dev. and rel.standard dev.
```

```
time       = Tue Sep 15 10:21:45 1998
batch      = du2
Start TOD = Tue 15-Sep-98 07:14:38
End   TOD = Tue 15-Sep-98 07:40:00
Processing= computation of average, standard dev. and rel.standard dev.
time       = Tue Sep 15 10:22:49 1998
batch      = du2
Start TOD = Tue 15-Sep-98 07:40:00
End   TOD = Tue 15-Sep-98 07:50:55
Processing= computation of average, standard dev. and rel.standard dev.
```

```
time       = Tue Sep 15 10:18:34 1998
batch      = wpa1
Start TOD = Tue 15-Sep-98 06:49:02
End   TOD = Tue 15-Sep-98 07:01:49
Processing= computation of average, standard dev. and rel.standard dev.
```

```
time       = Tue Sep 15 10:19:38 1998
batch      = wpa2
Start TOD = Tue 15-Sep-98 07:01:49
End   TOD = Tue 15-Sep-98 07:14:38
Processing= computation of average, standard dev. and rel.standard dev.
```

```
time       = Tue Sep 15 10:16:25 1998
batch      = wsa1
Start TOD = Tue 15-Sep-98 06:23:26
End   TOD = Tue 15-Sep-98 06:36:13
Processing= computation of average, standard dev. and rel.standard dev.
```

```
time       = Tue Sep 15 10:17:30 1998
batch      = wsa2
Start TOD = Tue 15-Sep-98 06:36:13
End   TOD = Tue 15-Sep-98 06:49:02
Processing= computation of average, standard dev. and rel.standard dev.
```

Formal Run of Measurement

(Measurement ID) Eta -Uv -Vis (limb)

Request for Actual Status	X	(cross out entries that are **not** requested.)
Request for Modification		(fill in only entries to be modified)
Request for Run	x	(no entries = run based on actual default settings)

Scanner Positions

Azimuth	-45.0	deg
Elevation	-12.7	deg

Timeline for each Data Acquisition Period during Measurement

	1	2	3	4	5	6	7	8	9	10
State ID	~~9~~	9								
Repetitions	~~10~~	10								

State Parameters for States used in Timeline (State ID must be given)

Channel	PET [s] or H#	Co-Adding	PET [s] or H#	Co-Adding	PET [s] or H#	Co-Adding	PET [s] or H#	Co-Adding
1a	2	32						
1b	2	32						
2b	32	2	~~4~~	~~16~~	2	32		
2a	32	2	~~4~~	~~16~~	2	32		
3	64	1						
4	64	1						
5	64	1						
6	16	4						
7	2	32						
8	2	32						
State ID								

Filter 320 nm

Bandpass

→ FSt (1)

Stimuli Settings for Existing Blocks in Measurement

Block No	Stimuli Setup ID	PPC [deg]	Polarizer [deg]	Shutter open/close	Acquisition Time [s]	Lambda [nm] Start	Stop	Step	Repetition Factor	Message	OS Setup Time [s]
1	2	14	172.2	close	1	240	240	0	1	du1	12
2.1	2	14	172.2	open	1	240	240	0	1	wsa #	20
2.2	2	14	172.2	open	1	240	240	0	1	wsa #	20
3.1	2	14	86.0	open	1	240	240	0	1	wpa #	20
3.2	2	14	86.0	open	1	240	240	0	1	wpa #	20
4.1	2	14	86.0	close	1	240	240	0	1	du2	20
4.2	2	14	86.0	close	1	240	240	0	1	du2	20
5	2	14	86.0	close	1	240	240	0	1	du2	8

Measurement Data Description

Test Purpose	
Remark	UID 5
Data Directory	0150 09.2250 E[illegible] ..

Signatures

	Date	Signature
Issued	15/9	G. Douglas
< Performed	15-9	[illegible]

O:\AIT\CALIBRATION\FORMBLATT.XLS]

MASTER

ETA-UV

STEP	ACTION	RESULT	MARKER
Intro	Your name:	Guy Doeglas	
	Date:	15-9-'98	
	What's the name of the (main) data input files generated by the EGSE? (*.dat)	scia-15091998-093109665.dat (A)	
	Setup a three-window configuration on your SUN.		see course descr.
Cnstr directory	`cd ~/DATA-DIR/ETA-UV/ ; ls -l`		Note: In window DATA-DIR
	highest number in directory?	18 (B)	
	New directory: `mkdir <B+1>` `ls -l` What's now the highest number in directory?	19 (C)	
	<C> should be <B> + 1	(Y) / N	
	directory name is:	~/DATA-DIR/ETA-UV/<C>	(DIR-NAME)
Copy data	See Analysis sheet: Transfer Data File	(Y) / N	In DATA-DIR window
Cnstr EGSE_LTF	`cal_raw2ltf .` (Error messages are not necessarily fatal; check with SOLAN --in solan window-- whether output file is okay: there should be a signal present, and `dremark1` labels should be filled) `ls -l *.egse_ltf` What's the name of the egse_ltf file	1 (D)	Note: In window DATA-DIR; ***don't forget the dot !!!;*** *May take more than 15 mins.*
	<D> should be <A>.egse_ltf	(Y) / N	
Cnstr CAL files	`idl run_averscia` (and select file <D> when asked)		Note: In window IDL
Check CAL files	Dark files: `ls -l *du*.avg.cal` size:	8	should be approx 150Kb
	S-pol file: `ls -l *ws*.avg.cal` size:	4	should be approx 150Kb

	Size of file `<D>.du*.avg.cal.[a|c|e].p1.log`	_____
	Size of file `<D>.du*.avg.cal.[a|c|e].p1.ps`	_____
Check ETA visually	`lpr -P<printer> <D>.*du.*.p1.cal.ps`	
	Value of ETA in each channel (pixel 300 -- 800) between 0 and 3? (in channels 1-4)	Y / N
	Value of ETA resembles expected ETA (see [Predicted PFM calibration results])?	Y / N
	Add postscript images to logbook, done	Y / N
Print logfiles	`lpr -P<printer> <D>.du*.p1.cal.log`	
	Add logfiles to logbook, done	Y / N

Stray light

Back up	Create 3 sets of backup CDs of directory <DIR-NAME> (One CD has a capacity of 600 Mbytes, the UNIX command `/usr/bin/du -k .` gives the number of kilo bytes in the current directory).		See analysis sheet BackUp
	Name of backup CDs	150998B	

Sign:	Name	Gijs Doeglas
	Date and time	15/9/8 14^{00}
	Signature	GD

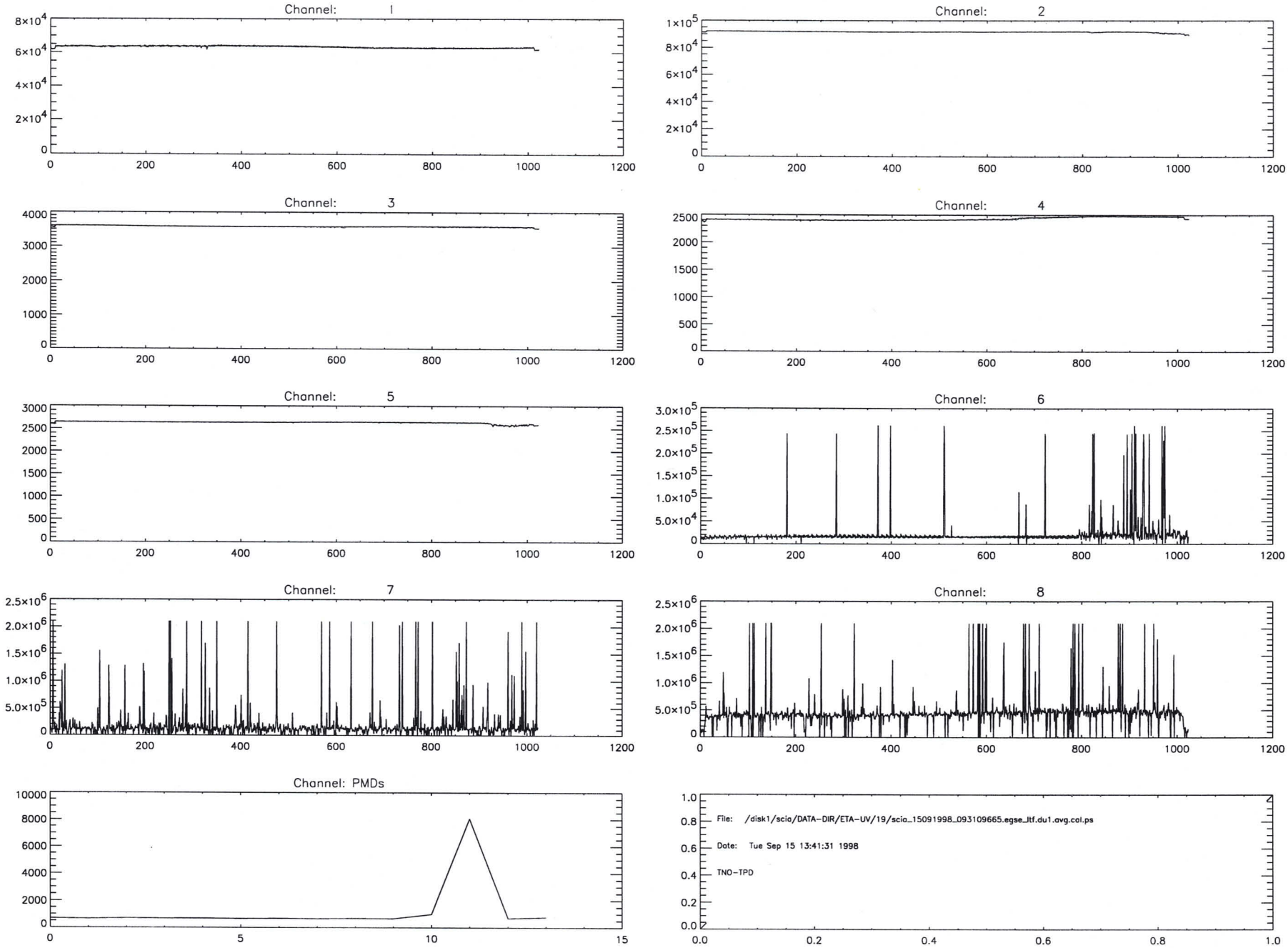
Channel: 1
Channel: 2
Channel: 3
Channel: 4
Channel: 5
Channel: 6
Channel: 7
Channel: 8
Channel: PMDs
File: /disk1/scio/DATA-DIR/ETA-UV/19/scio_15091998_093109665.egse_ltf.du1.avg.cal.ps
Date: Tue Sep 15 13:41:31 1998
TNO-TPD

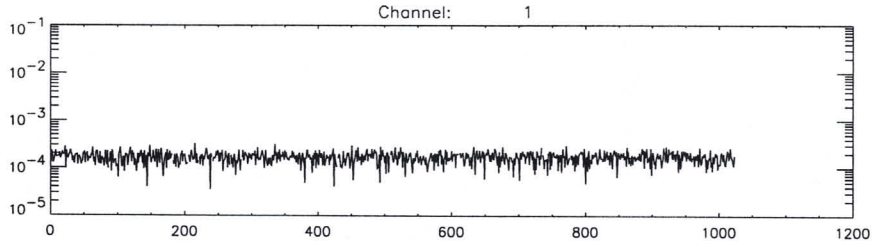
Channel: 1

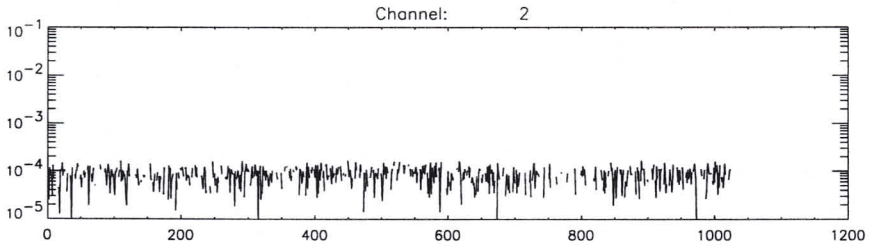
Channel: 2

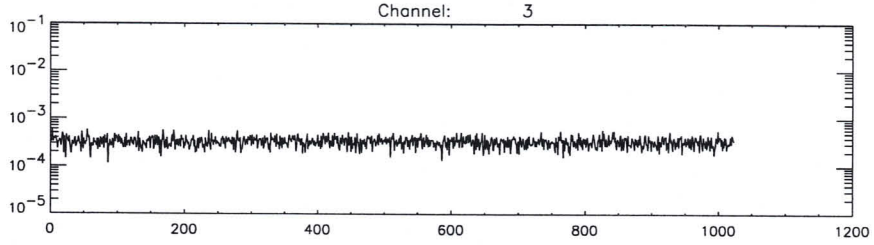
Channel: 3

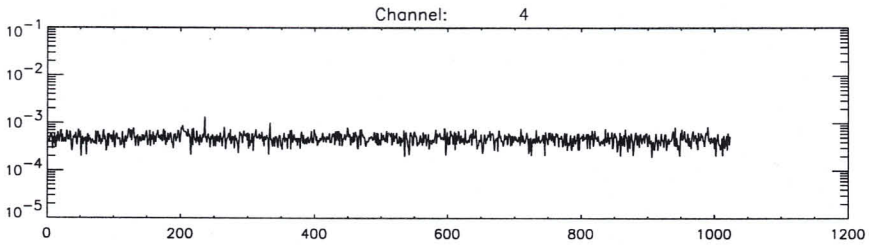
Channel: 4

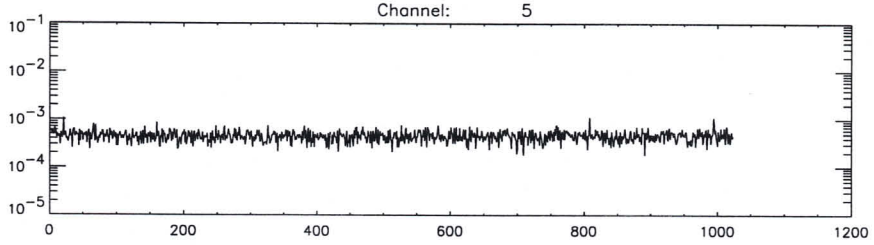
Channel: 5

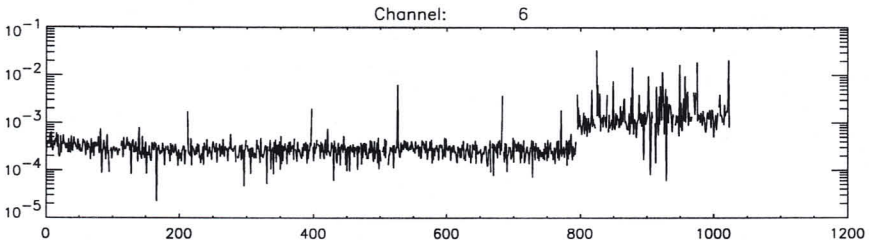
Channel: 6

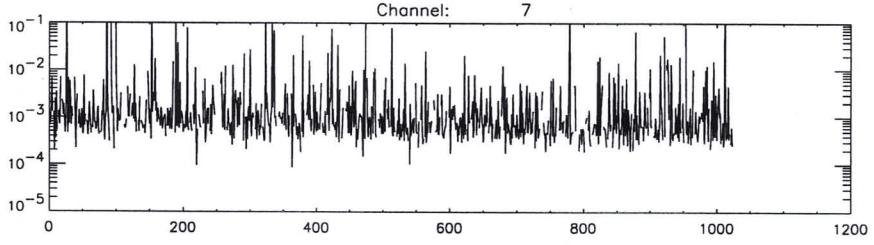
Channel: 7

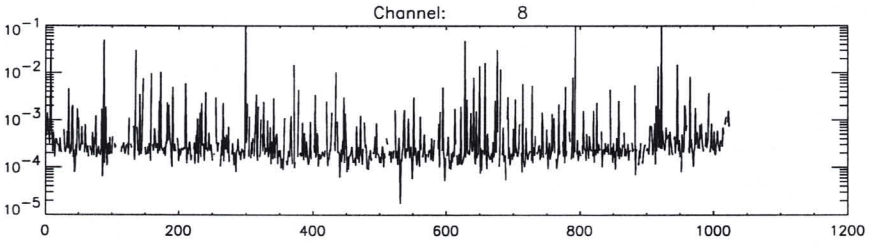
Channel: 8

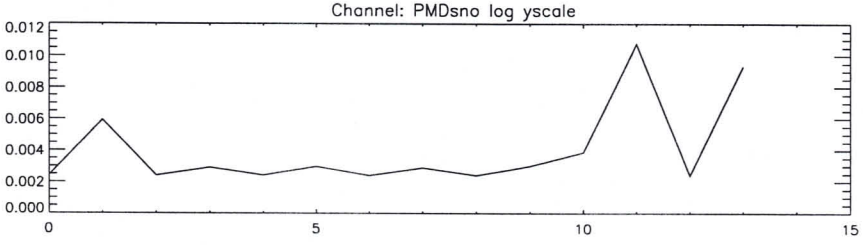
Channel: PMDsno log yscale

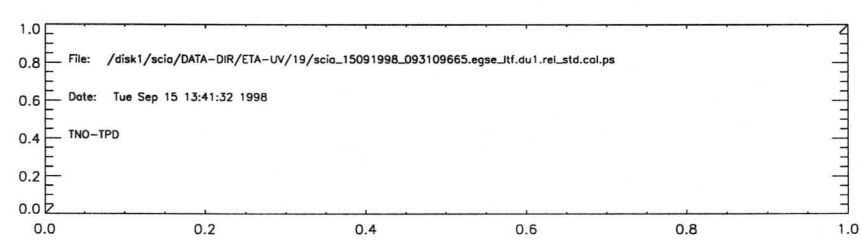
File: /disk1/scia/DATA-DIR/ETA-UV/19/scia_15091998_093109665.egse_itf.du1.rel_std.cal.ps
Date: Tue Sep 15 13:41:32 1998
TNO-TPD

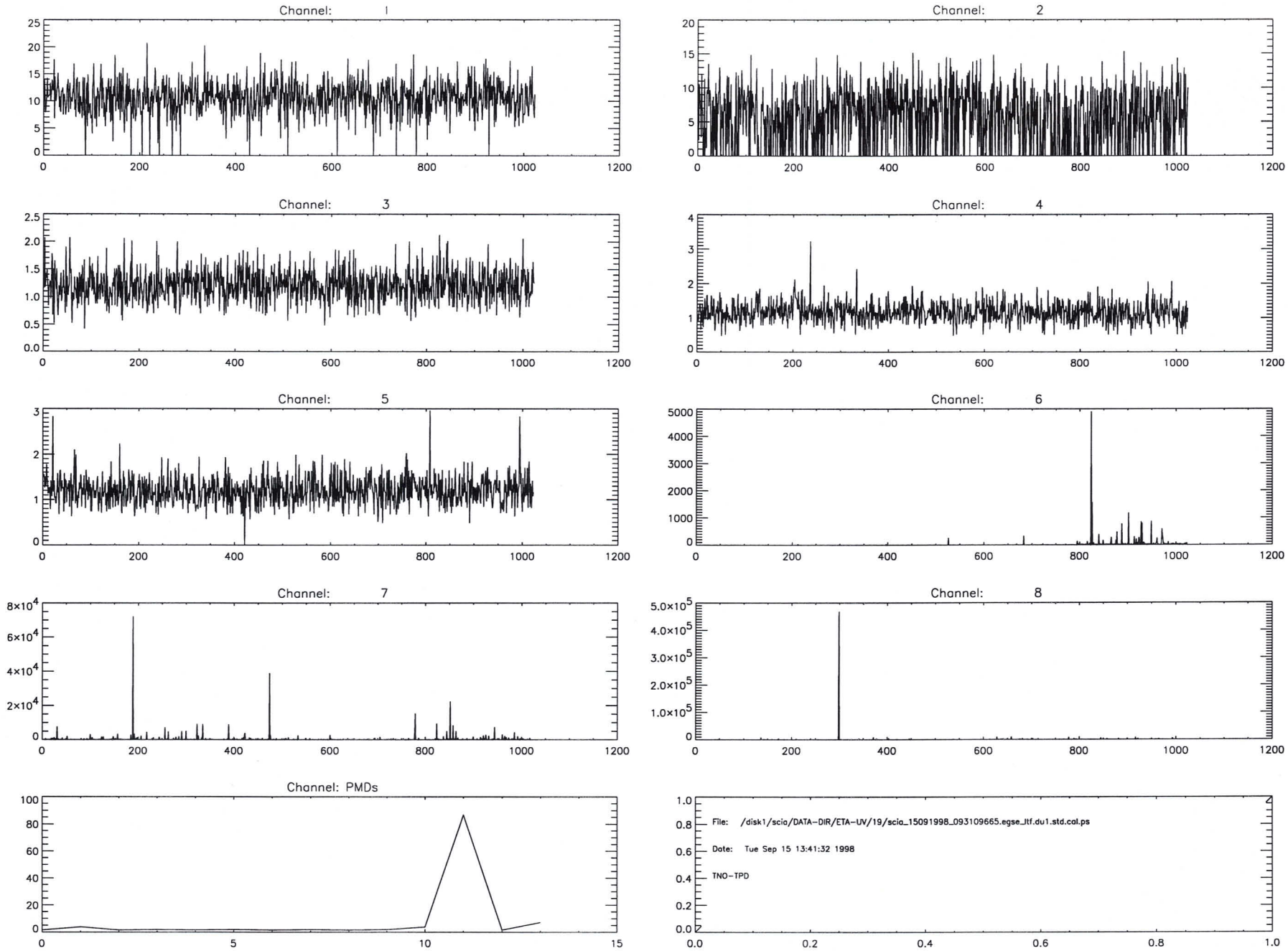
Channel: 1
Channel: 2
Channel: 3
Channel: 4
Channel: 5
Channel: 6
Channel: 7
Channel: 8
Channel: PMDs
File: /disk1/scia/DATA-DIR/ETA-UV/19/scia_15091998_093109665.egse_ltf.du1.std.cal.ps
Date: Tue Sep 15 13:41:32 1998
TNO-TPD

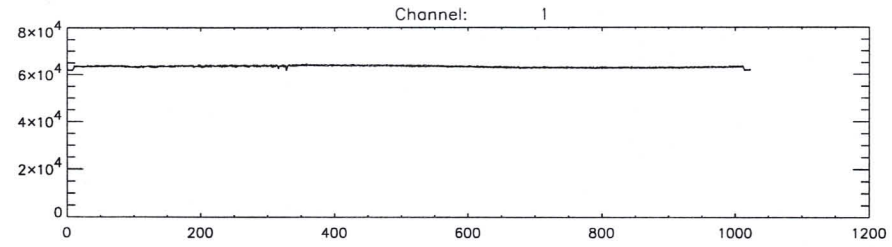
Channel: 1
8×10^4
6×10^4
4×10^4
2×10^4
0
0
200
400
600
800
1000
1200

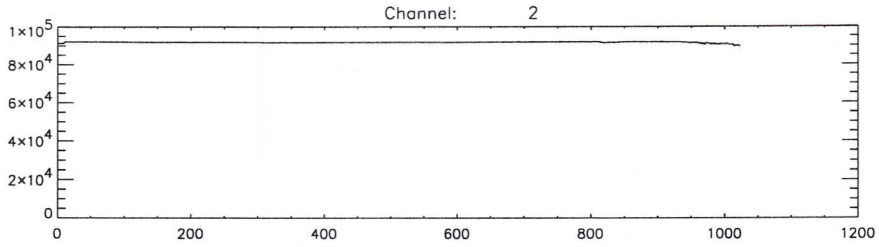
Channel: 2
1×10^5
8×10^4
6×10^4
4×10^4
2×10^4
0
0
200
400
600
800
1000
1200

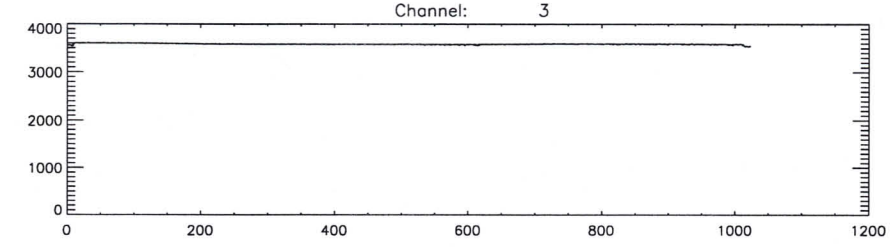
Channel: 3
4000
3000
2000
1000
0
0
200
400
600
800
1000
1200

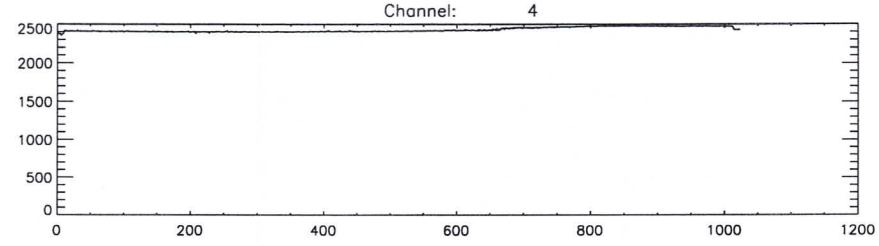
Channel: 4
2500
2000
1500
1000
500
0
0
200
400
600
800
1000
1200

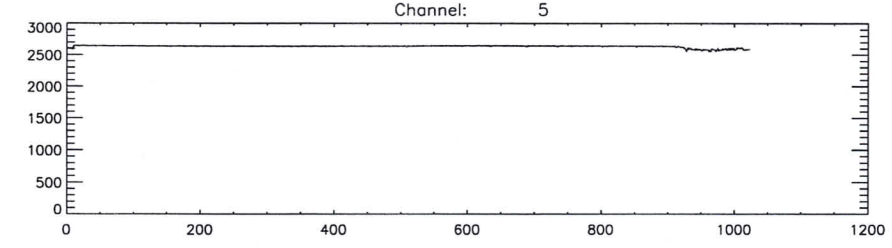
Channel: 5
3000
2500
2000
1500
1000
500
0
0
200
400
600
800
1000
1200

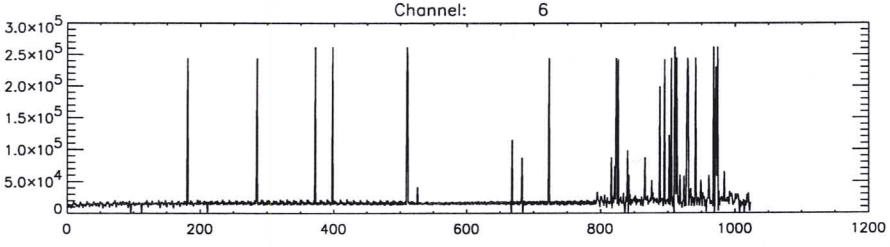
Channel: 6
3.0×10^5
2.5×10^5
2.0×10^5
1.5×10^5
1.0×10^5
5.0×10^4
0
0
200
400
600
800
1000
1200

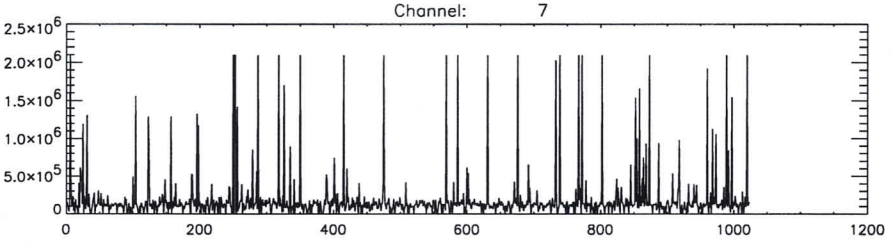
Channel: 7
2.5×10^6
2.0×10^6
1.5×10^6
1.0×10^6
5.0×10^5
0
0
200
400
600
800
1000
1200

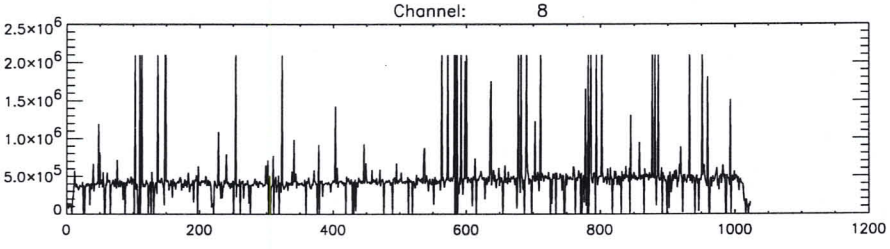
Channel: 8
2.5×10^6
2.0×10^6
1.5×10^6
1.0×10^6
5.0×10^5
0
0
200
400
600
800
1000
1200

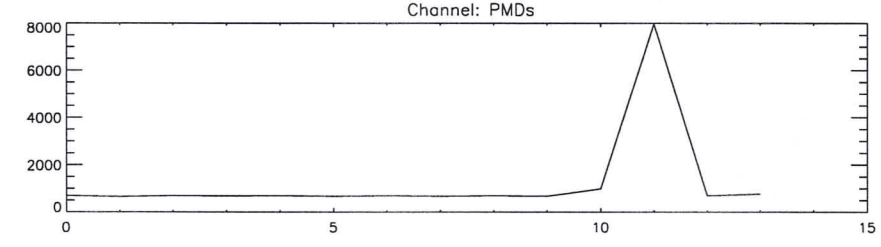
Channel: PMDs
8000
6000
4000
2000
0
0
5
10
15

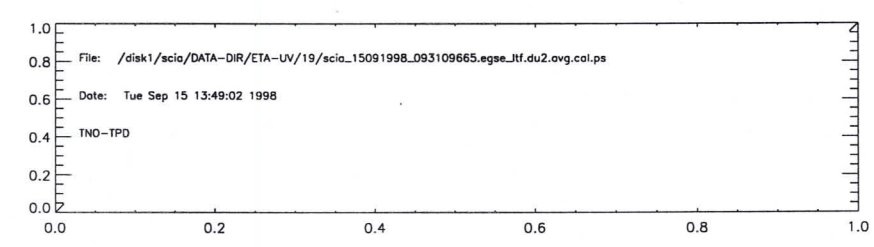
File: /disk1/scia/DATA-DIR/ETA-UV/19/scia_15091998_093109665.egse_ltf.du2.avg.cal.ps
Date: Tue Sep 15 13:49:02 1998
TNO-TPD
1.0
0.8
0.6
0.4
0.2
0.0
0.0
0.2
0.4
0.6
0.8
1.0

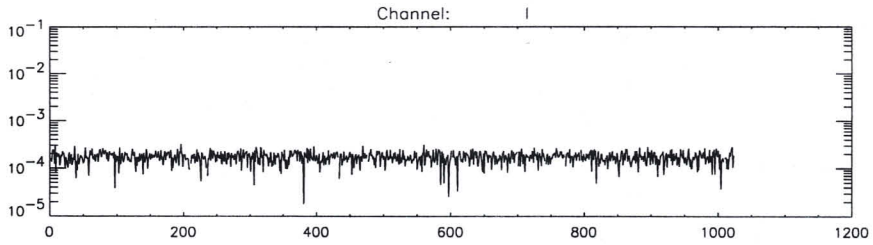
Channel: 1
10^{-1}
10^{-2}
10^{-3}
10^{-4}
10^{-5}
0
200
400
600
800
1000
1200

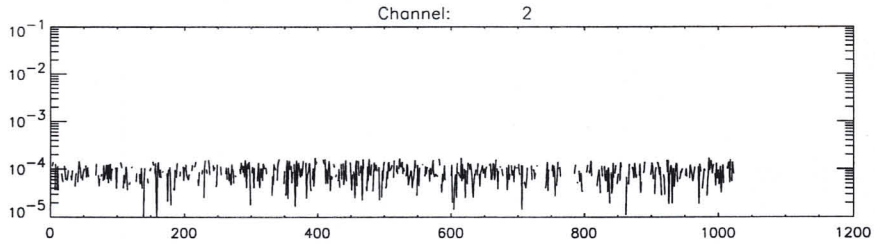
Channel: 2
10^{-1}
10^{-2}
10^{-3}
10^{-4}
10^{-5}
0
200
400
600
800
1000
1200

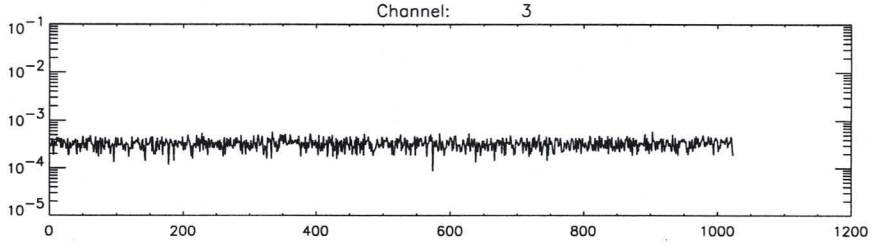
Channel: 3
10^{-1}
10^{-2}
10^{-3}
10^{-4}
10^{-5}
0
200
400
600
800
1000
1200

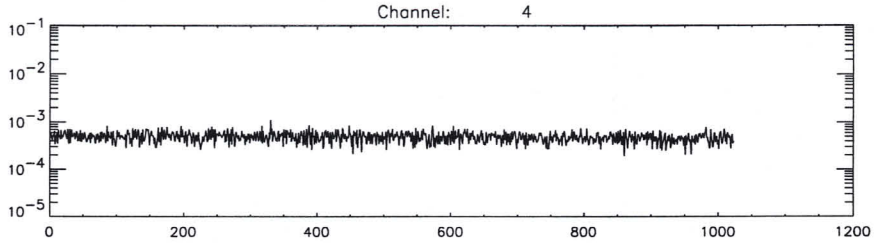
Channel: 4
10^{-1}
10^{-2}
10^{-3}
10^{-4}
10^{-5}
0
200
400
600
800
1000
1200

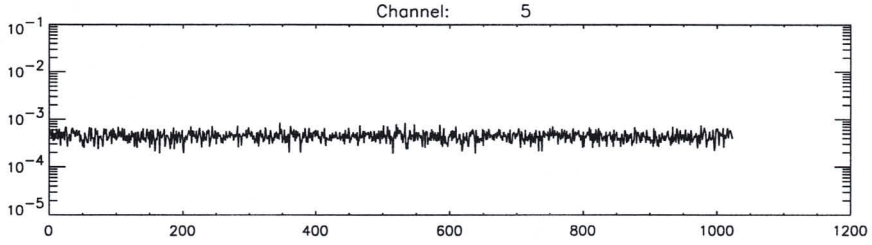
Channel: 5
10^{-1}
10^{-2}
10^{-3}
10^{-4}
10^{-5}
0
200
400
600
800
1000
1200

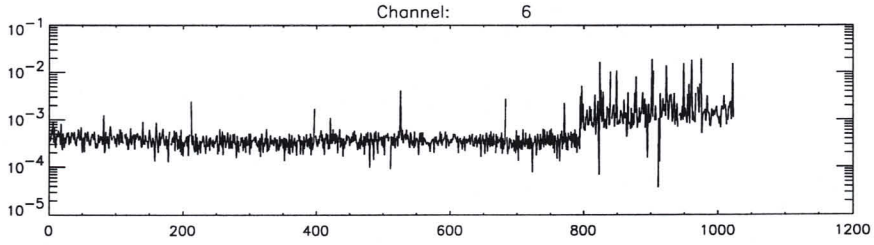
Channel: 6
10^{-1}
10^{-2}
10^{-3}
10^{-4}
10^{-5}
0
200
400
600
800
1000
1200

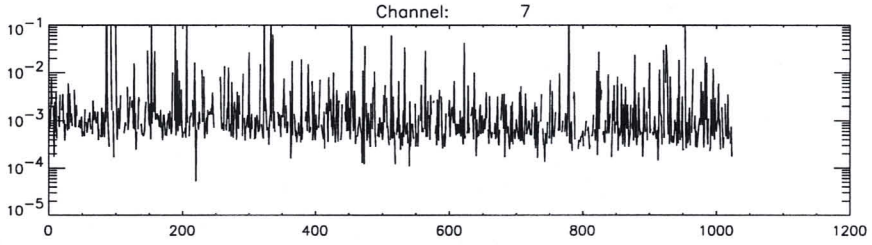
Channel: 7
10^{-1}
10^{-2}
10^{-3}
10^{-4}
10^{-5}
0
200
400
600
800
1000
1200

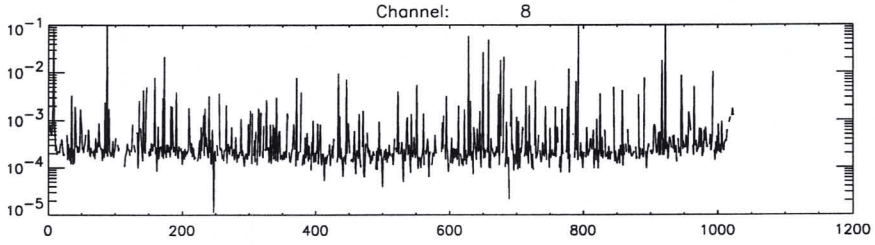
Channel: 8
10^{-1}
10^{-2}
10^{-3}
10^{-4}
10^{-5}
0
200
400
600
800
1000
1200

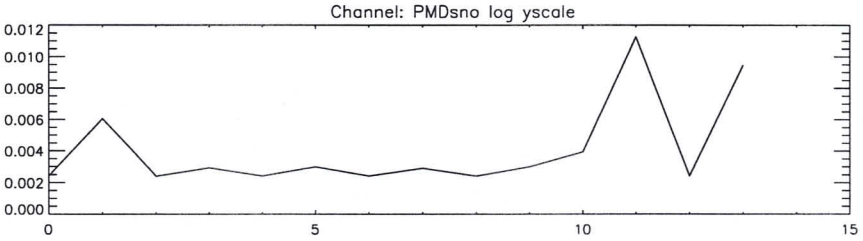
Channel: PMDsno log yscale
0.012
0.010
0.008
0.006
0.004
0.002
0.000
0
5
10
15

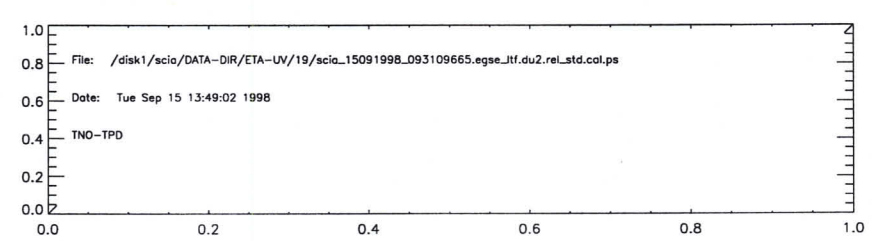
1.0
0.8
0.6
0.4
0.2
0.0
File: /disk1/scia/DATA-DIR/ETA-UV/19/scia_15091998_093109665.egse_ltf.du2.rel_std.cal.ps
Date: Tue Sep 15 13:49:02 1998
TNO-TPD
0.0
0.2
0.4
0.6
0.8
1.0

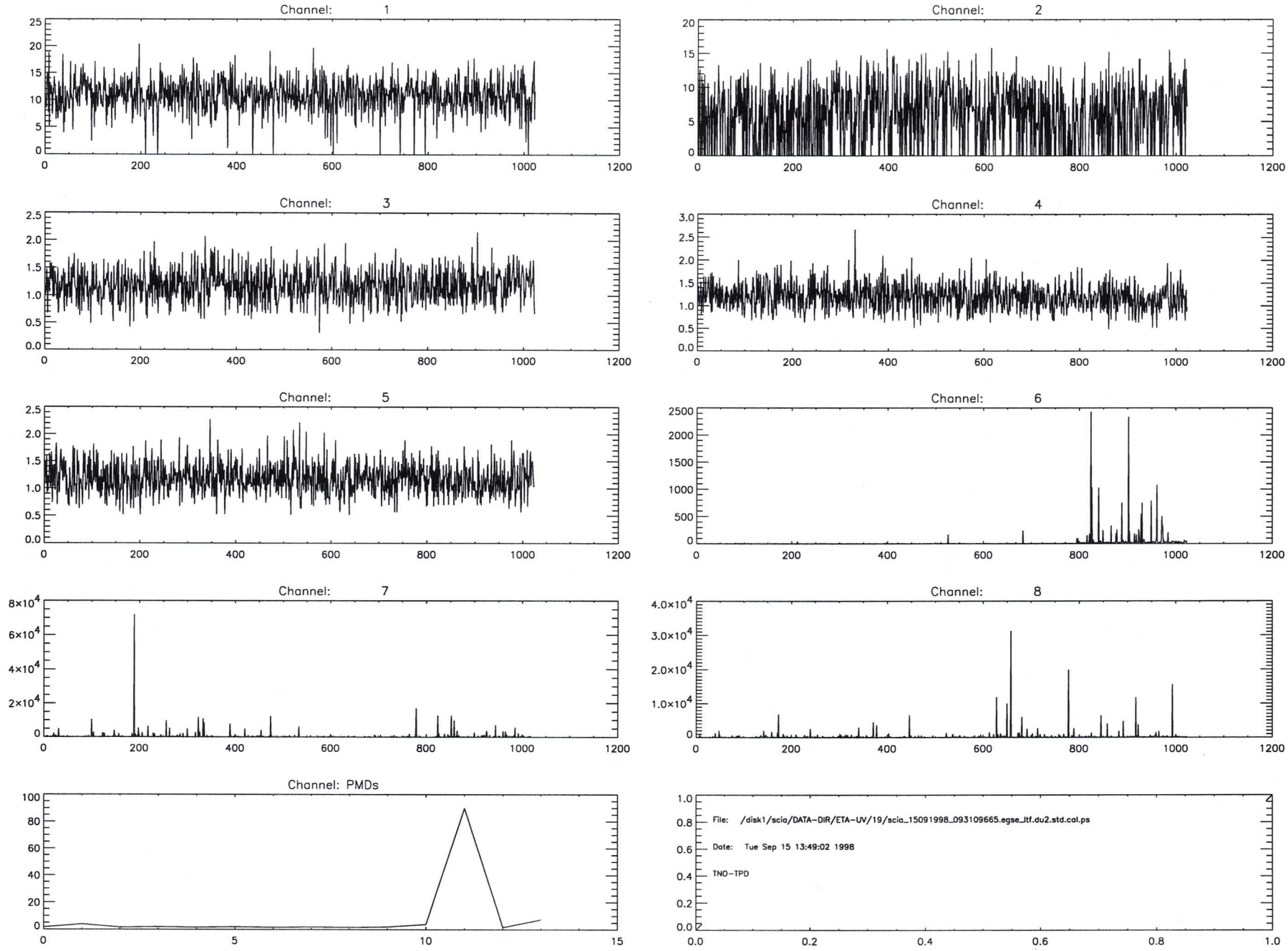
Channel: 1
Channel: 2
Channel: 3
Channel: 4
Channel: 5
Channel: 6
Channel: 7
Channel: 8
Channel: PMDs
File: /disk1/scia/DATA-DIR/ETA-UV/19/scia_15091998_093109665.egse_ltf.du2.std.cal.ps
Date: Tue Sep 15 13:49:02 1998
TNO-TPD

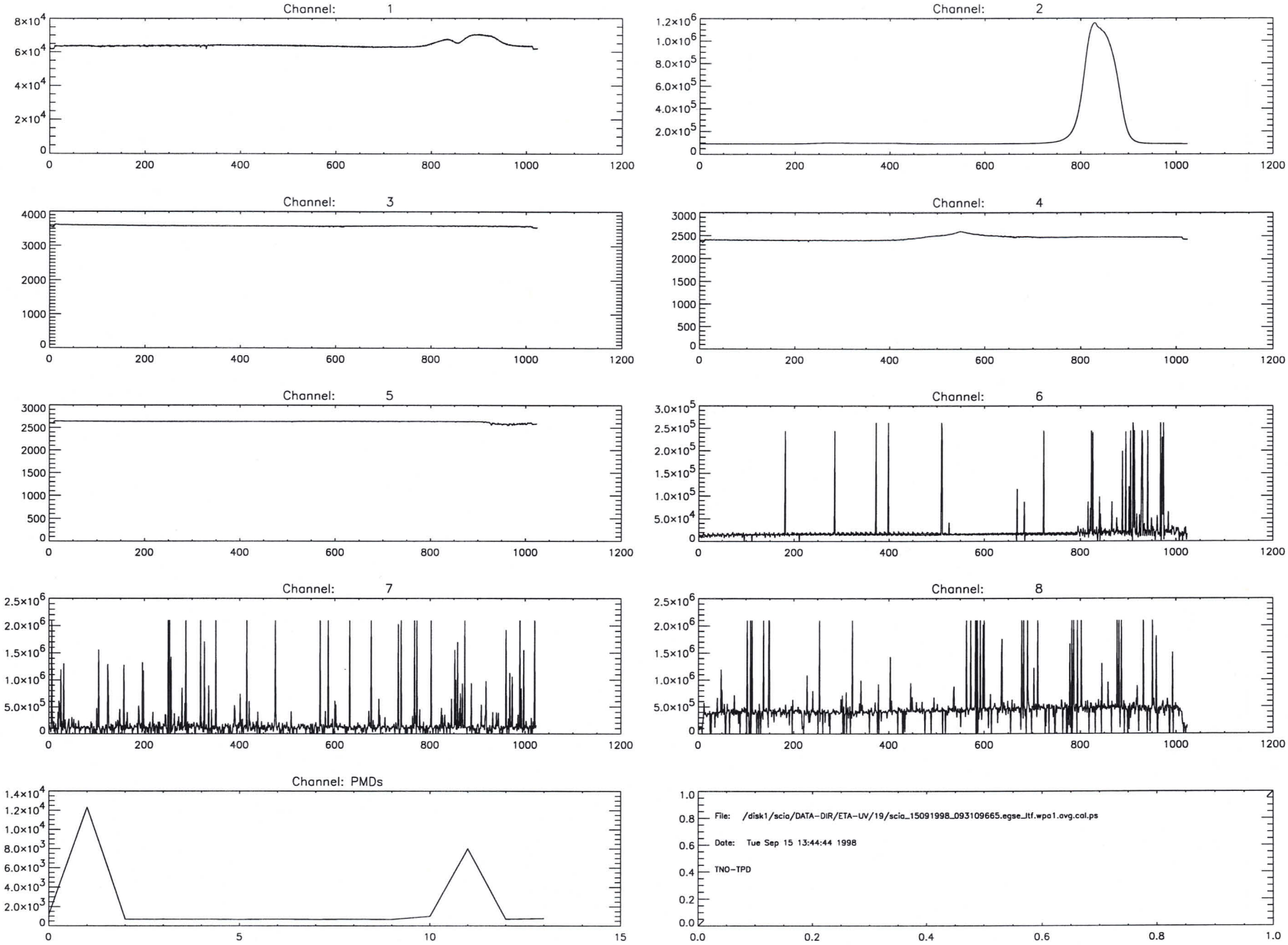
Channel: 1
Channel: 2
Channel: 3
Channel: 4
Channel: 5
Channel: 6
Channel: 7
Channel: 8
Channel: PMDs
File: /disk1/scia/DATA-DIR/ETA-UV/19/scia_15091998_093109665.egse_itf.wpa1.avg.cal.ps
Date: Tue Sep 15 13:44:44 1998
TNO-TPD

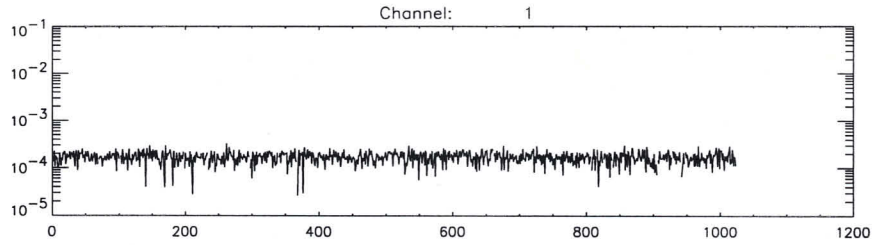
Channel: 1

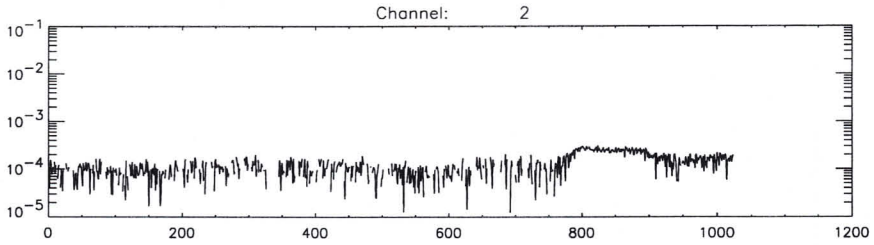
Channel: 2

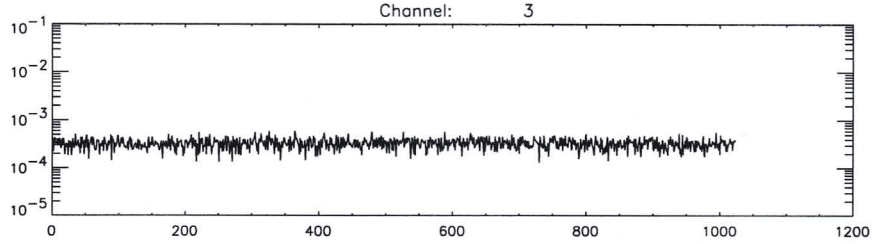
Channel: 3

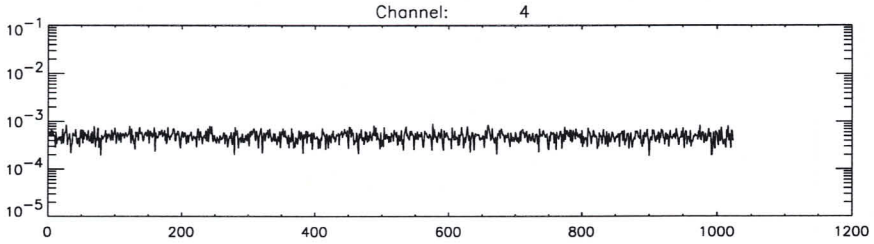
Channel: 4

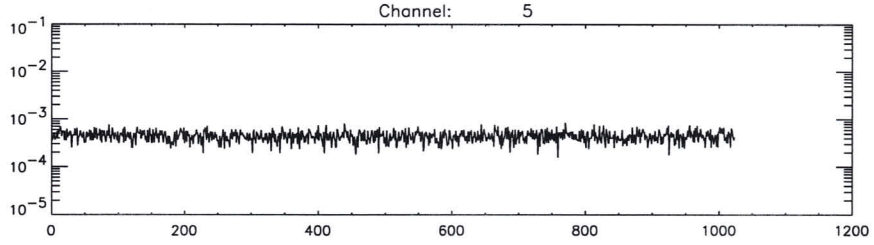
Channel: 5

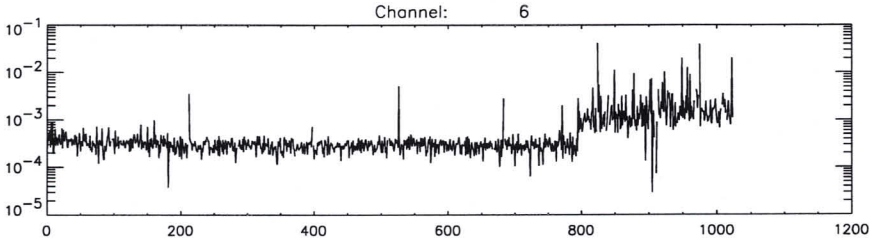
Channel: 6

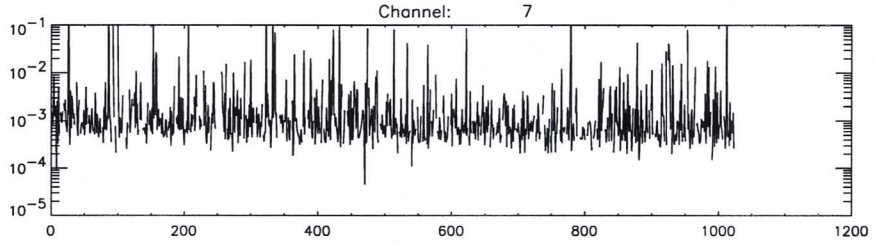
Channel: 7

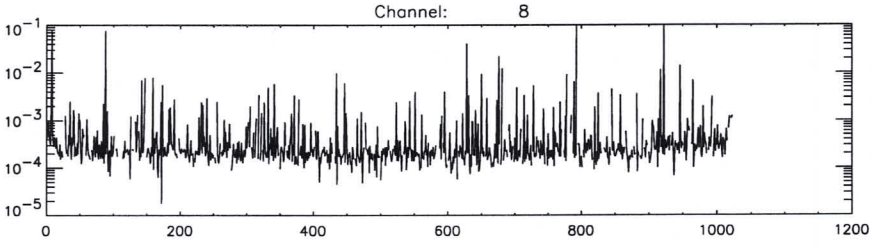
Channel: 8

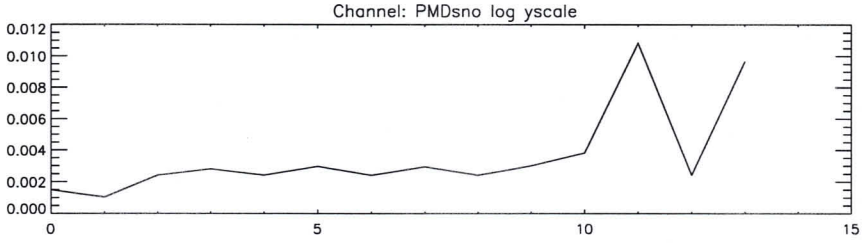
Channel: PMDsno log yscale

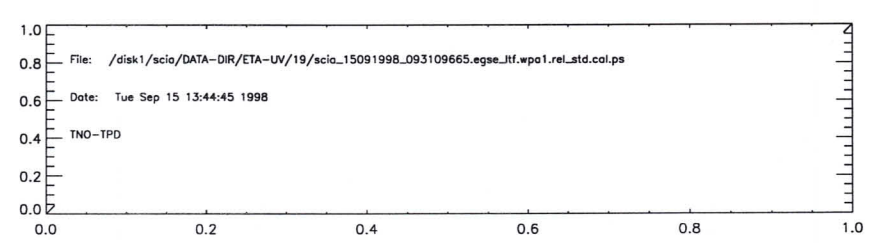
File: /disk1/scia/DATA-DIR/ETA-UV/19/scia_15091998_093109665.egse_ltf.wpa1.rel_std.cal.ps
Date: Tue Sep 15 13:44:45 1998
TNO-TPD

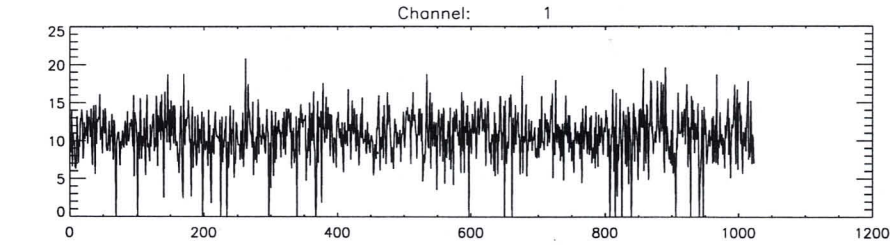
Channel: 1

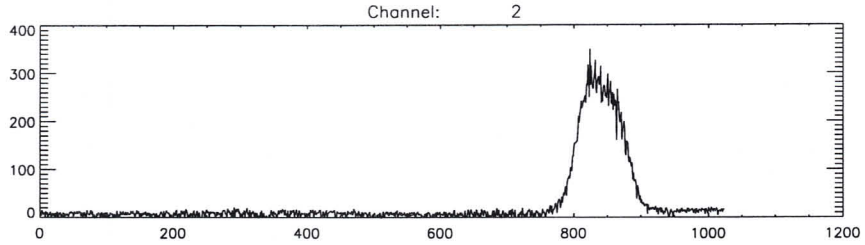
Channel: 2

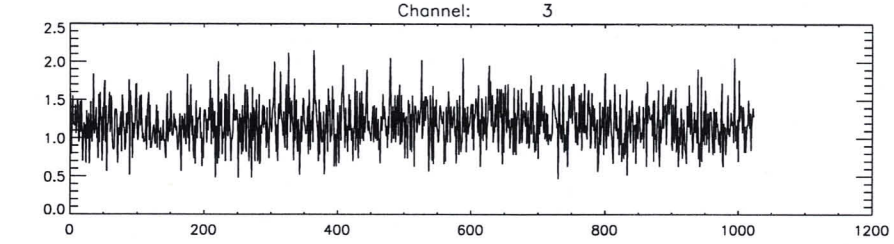
Channel: 3

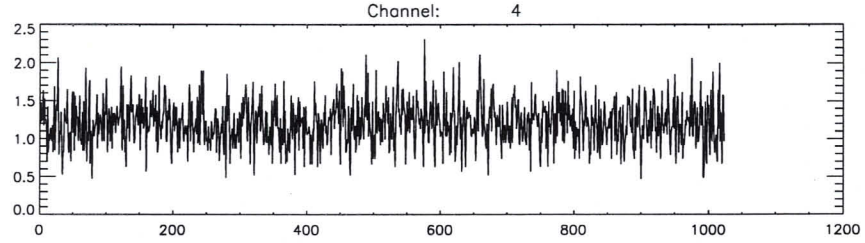
Channel: 4

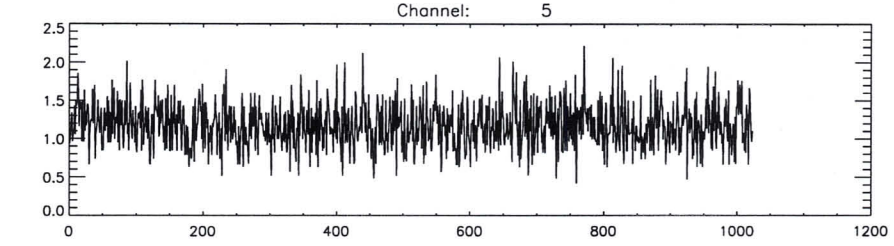
Channel: 5

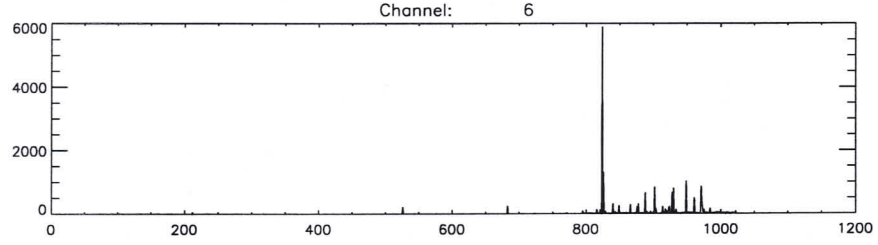
Channel: 6

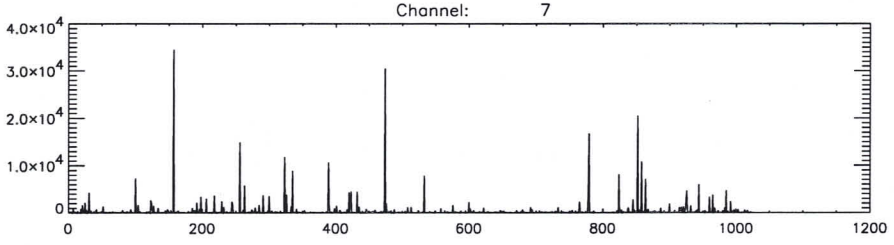
Channel: 7

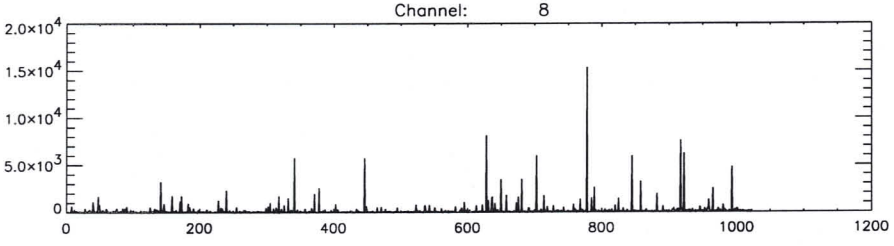
Channel: 8

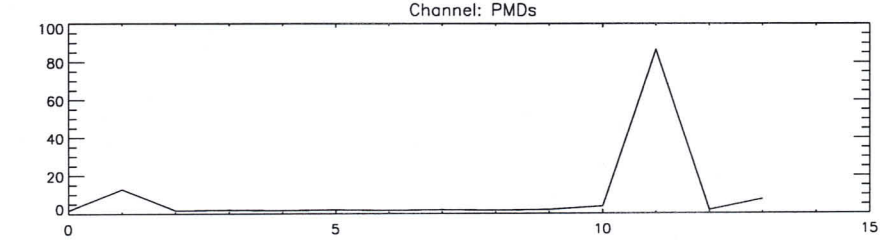
Channel: PMDs

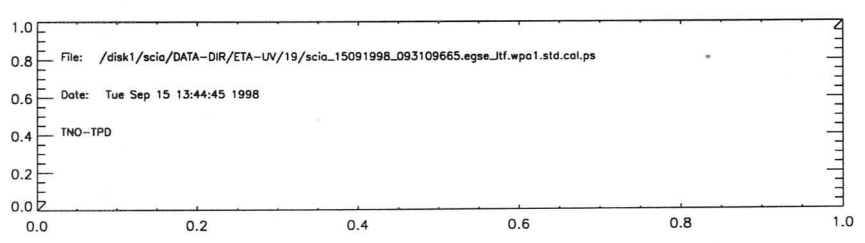
File: /disk1/scia/DATA-DIR/ETA-UV/19/scia_15091998_093109665.egse_ltf.wpa1.std.cal.ps
Date: Tue Sep 15 13:44:45 1998
TNO-TPD

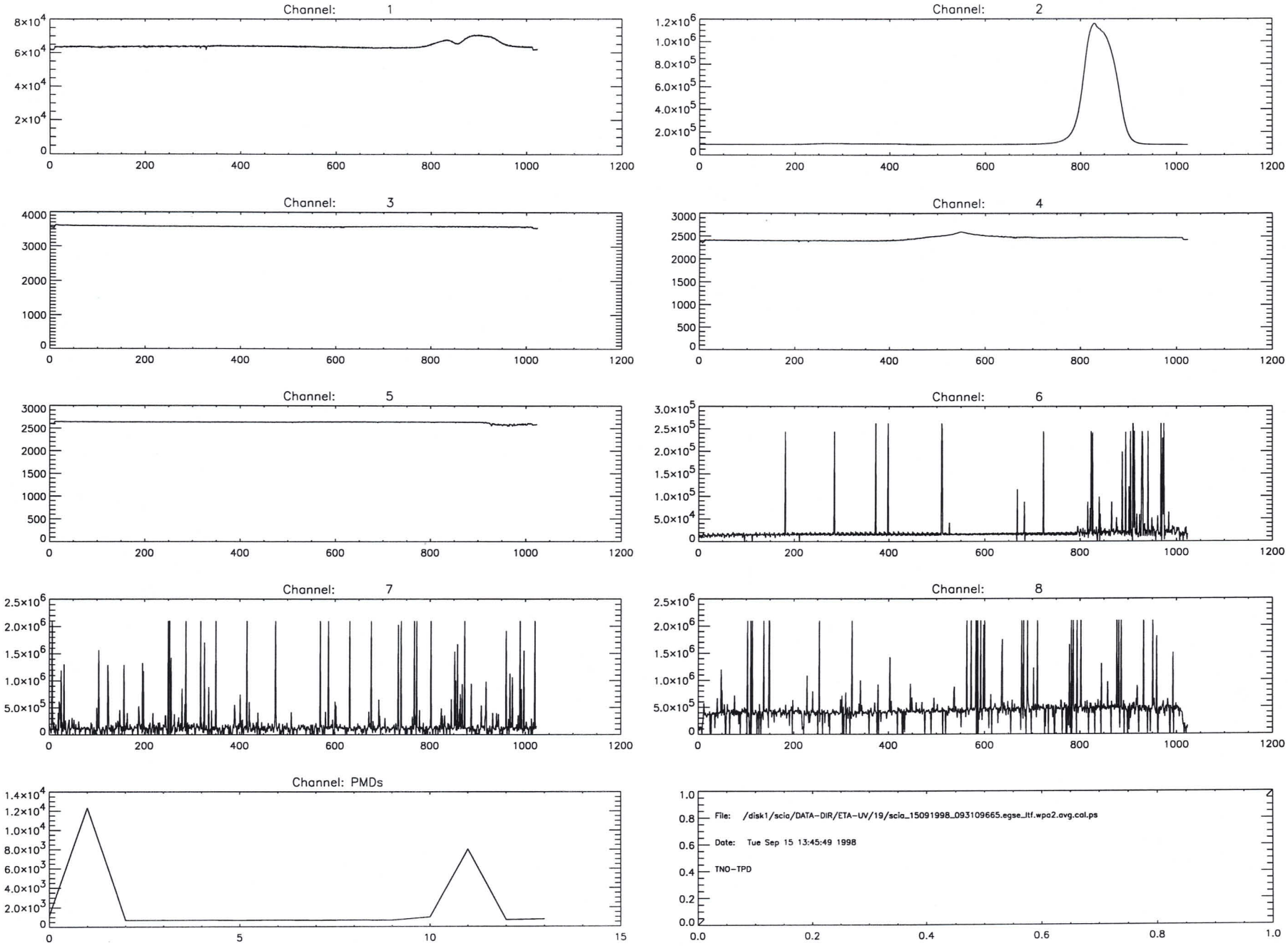
Channel: 1
Channel: 2
Channel: 3
Channel: 4
Channel: 5
Channel: 6
Channel: 7
Channel: 8
Channel: PMDs
File: /disk1/scia/DATA-DIR/ETA-UV/19/scia_15091998_093109665.egse_ltf.wpa2.avg.cal.ps
Date: Tue Sep 15 13:45:49 1998
TNO-TPD

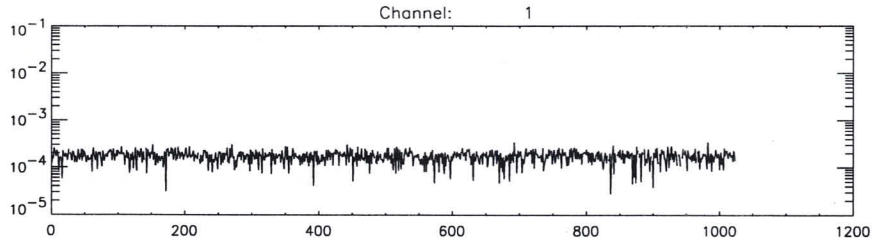
Channel: 1

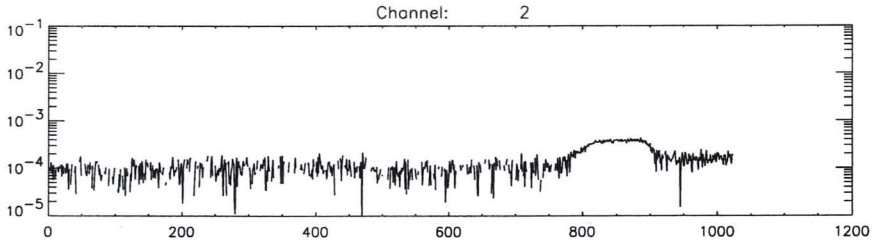
Channel: 2

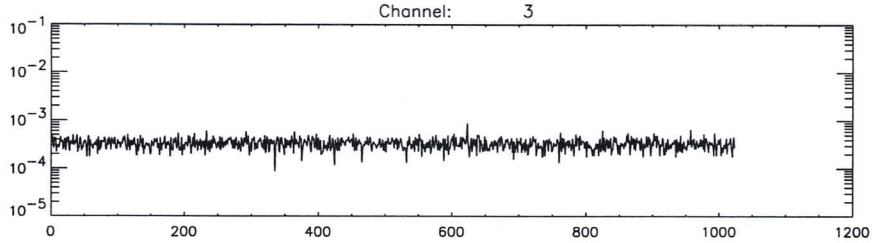
Channel: 3

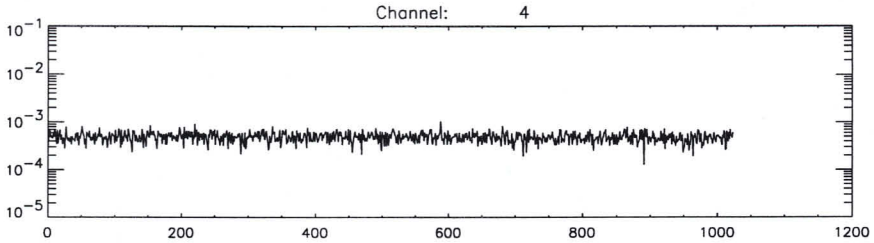
Channel: 4

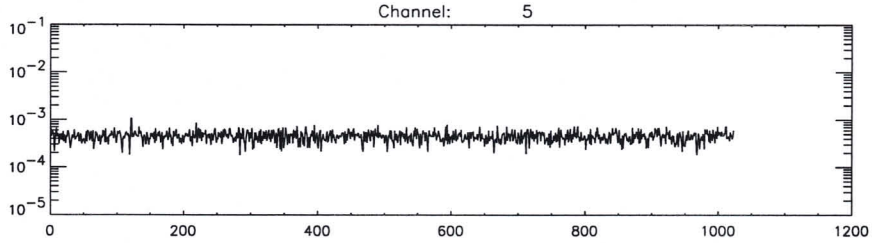
Channel: 5

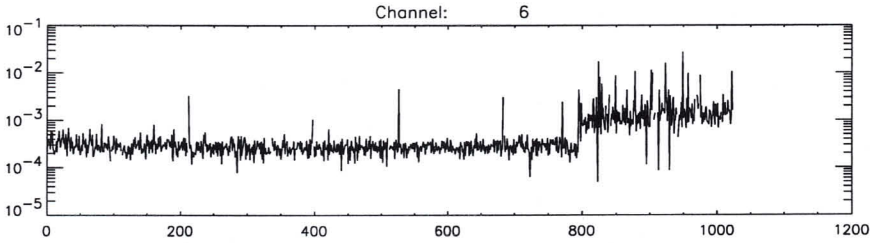
Channel: 6

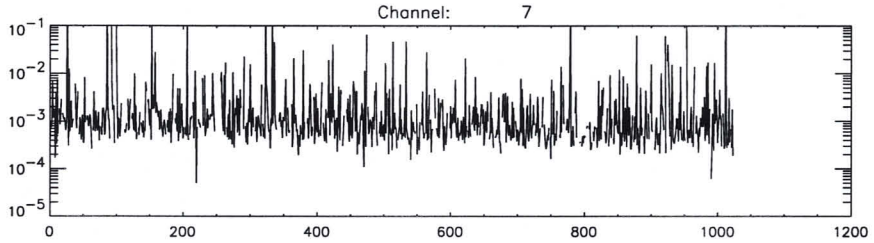
Channel: 7

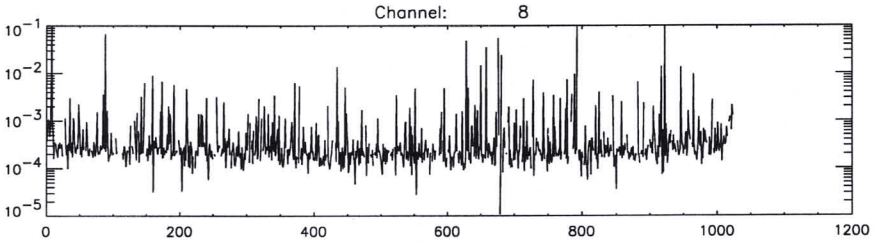
Channel: 8

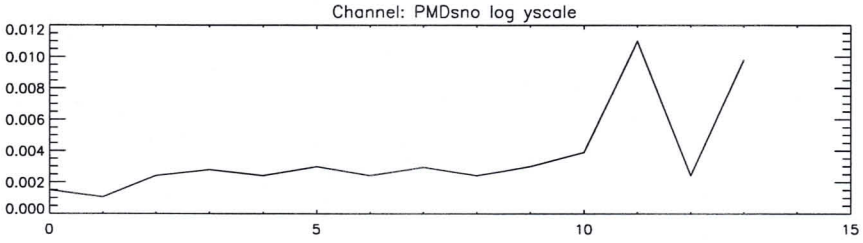
Channel: PMDsno log yscale

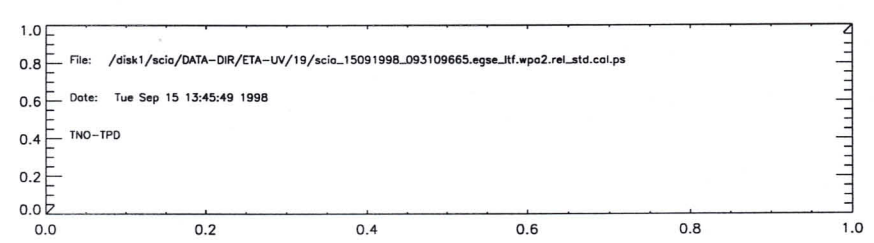
File: /disk1/scia/DATA-DIR/ETA-UV/19/scia_15091998_093109665.egse_ltf.wpa2.rel_std.cal.ps
Date: Tue Sep 15 13:45:49 1998
TNO-TPD

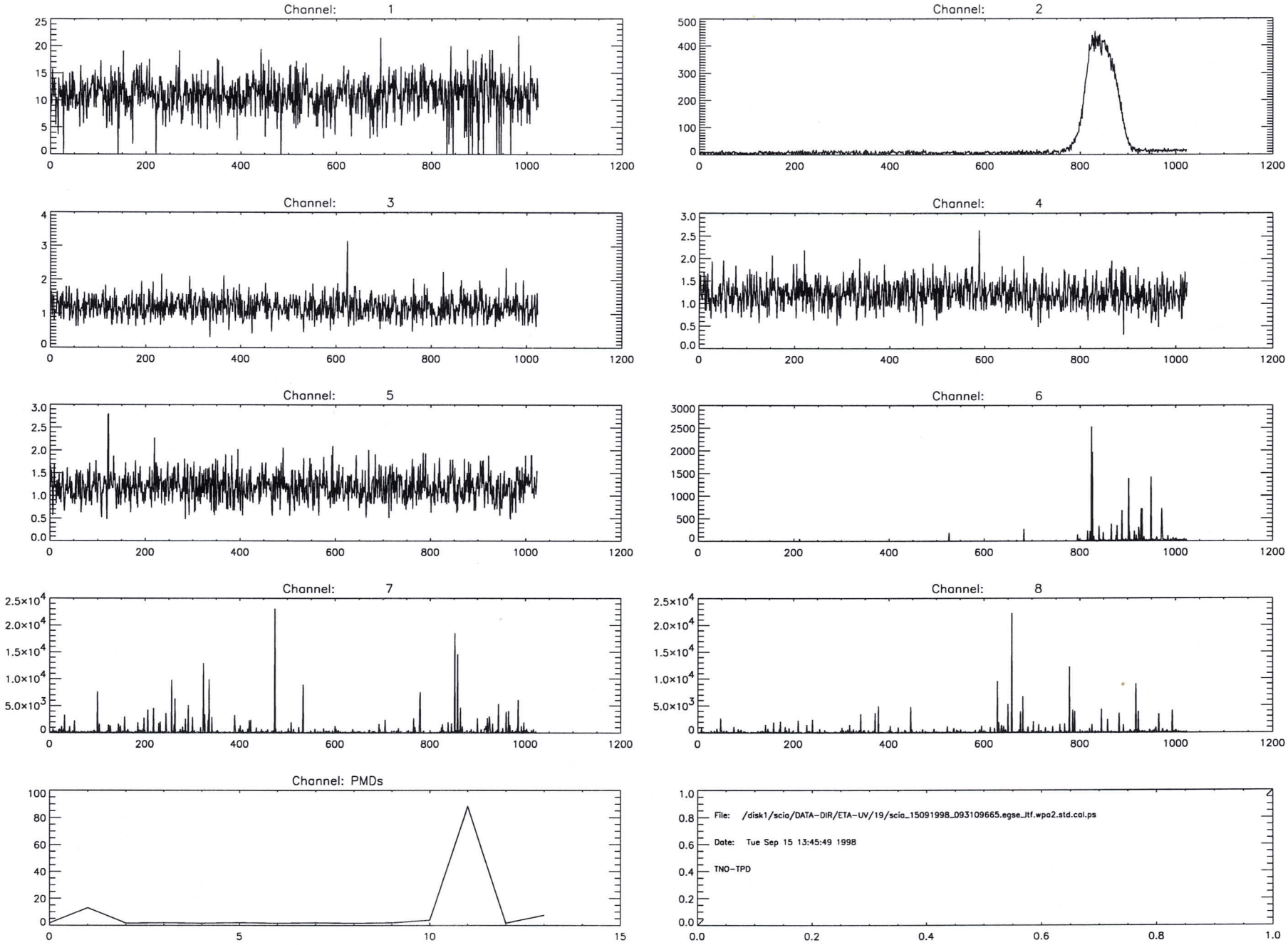
Channel: 1
Channel: 2
Channel: 3
Channel: 4
Channel: 5
Channel: 6
Channel: 7
Channel: 8
Channel: PMDs
File: /disk1/scia/DATA-DIR/ETA-UV/19/scia_15091998_093109665.egse_Itf.wpa2.std.col.ps
Date: Tue Sep 15 13:45:49 1998
TNO-TPD

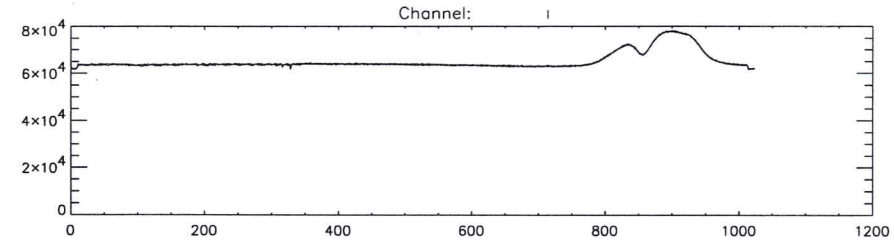
Channel:
8×10^4
6×10^4
4×10^4
2×10^4
0
0
200
400
600
800
1000
1200

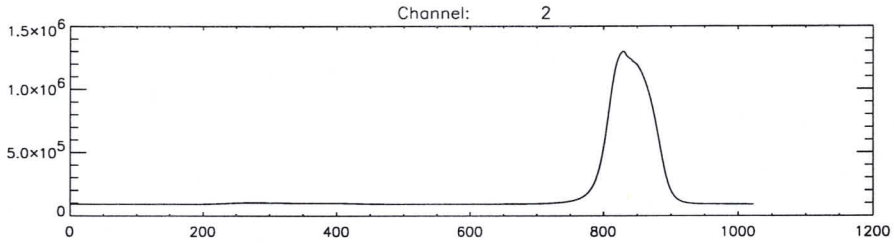
Channel: 2
1.5×10^6
1.0×10^6
5.0×10^5
0
0
200
400
600
800
1000
1200

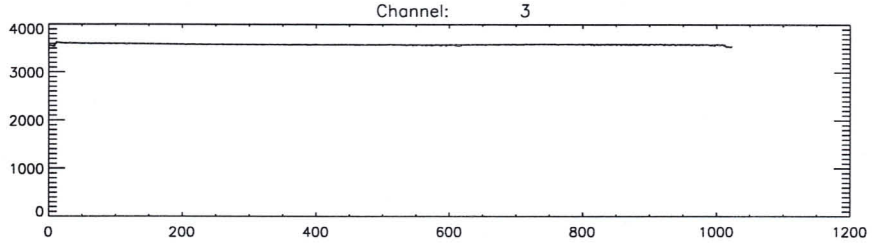
Channel: 3
4000
3000
2000
1000
0
0
200
400
600
800
1000
1200

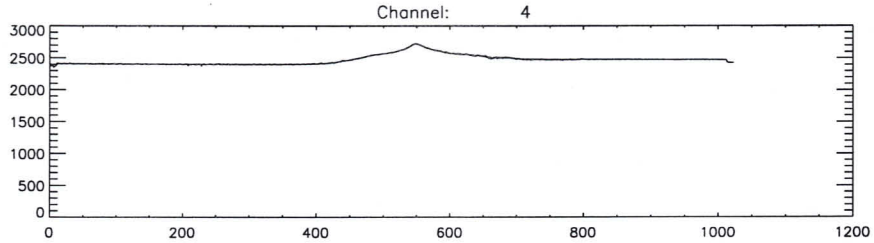
Channel: 4
3000
2500
2000
1500
1000
500
0
0
200
400
600
800
1000
1200

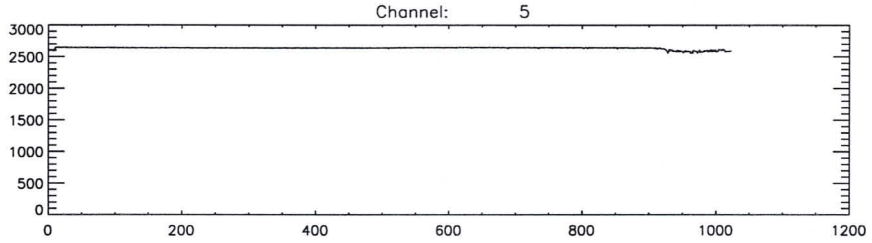
Channel: 5
3000
2500
2000
1500
1000
500
0
0
200
400
600
800
1000
1200

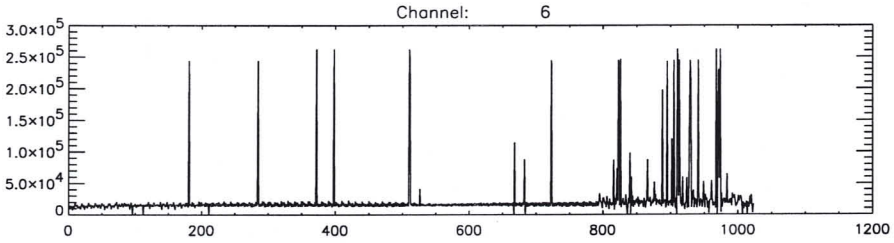
Channel: 6
3.0×10^5
2.5×10^5
2.0×10^5
1.5×10^5
1.0×10^5
5.0×10^4
0
0
200
400
600
800
1000
1200

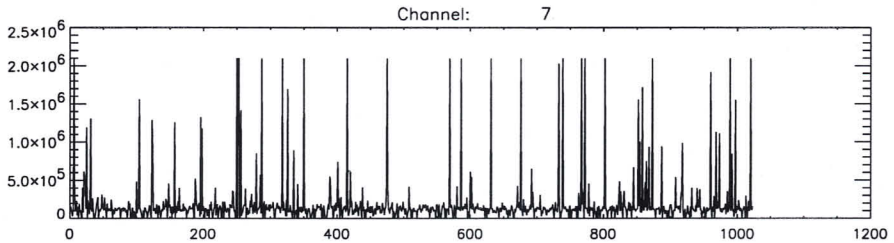
Channel: 7
2.5×10^6
2.0×10^6
1.5×10^6
1.0×10^6
5.0×10^5
0
0
200
400
600
800
1000
1200

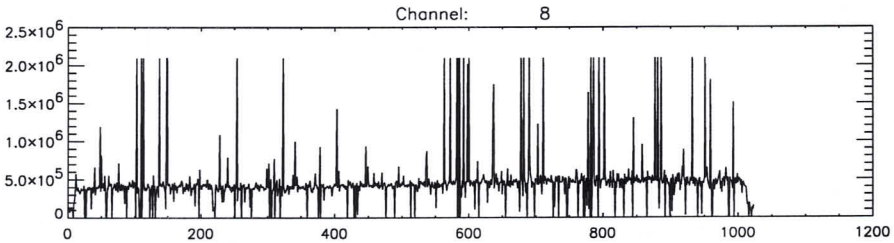
Channel: 8
2.5×10^6
2.0×10^6
1.5×10^6
1.0×10^6
5.0×10^5
0
0
200
400
600
800
1000
1200

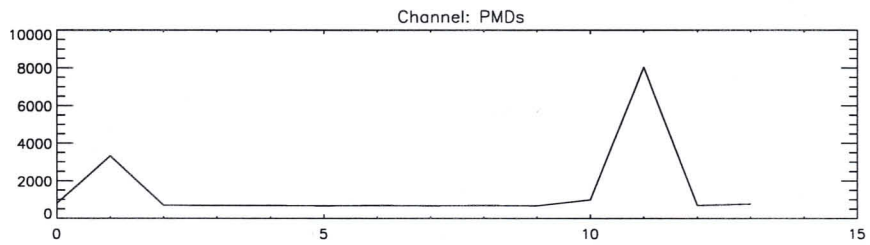
Channel: PMDs
10000
8000
6000
4000
2000
0
0
5
10
15

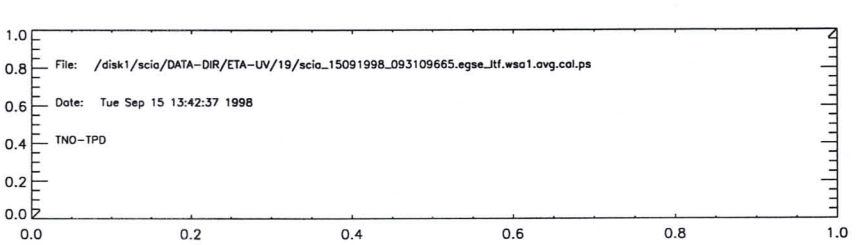
File: /disk1/scia/DATA-DIR/ETA-UV/19/scia_15091998_093109665.egse_ltf.wsa1.avg.cal.ps
Date: Tue Sep 15 13:42:37 1998
TNO-TPD
1.0
0.8
0.6
0.4
0.2
0.0
0.0
0.2
0.4
0.6
0.8
1.0

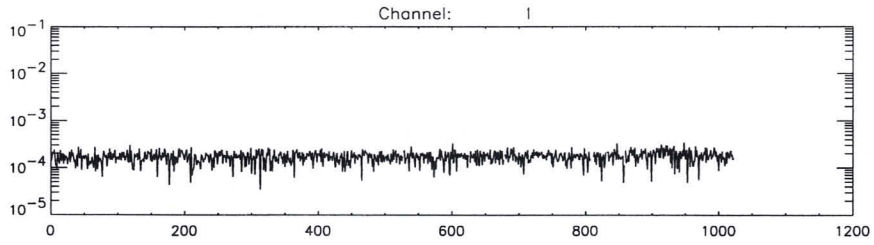
Channel: 1
10^{-1}
10^{-2}
10^{-3}
10^{-4}
10^{-5}
0
200
400
600
800
1000
1200

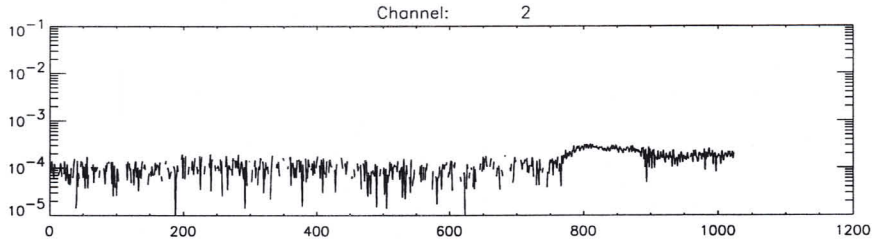
Channel: 2
10^{-1}
10^{-2}
10^{-3}
10^{-4}
10^{-5}
0
200
400
600
800
1000
1200

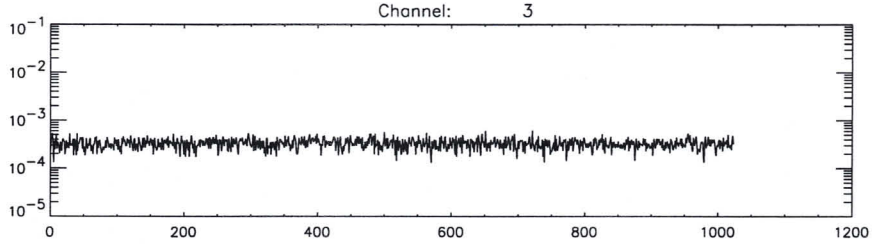
Channel: 3
10^{-1}
10^{-2}
10^{-3}
10^{-4}
10^{-5}
0
200
400
600
800
1000
1200

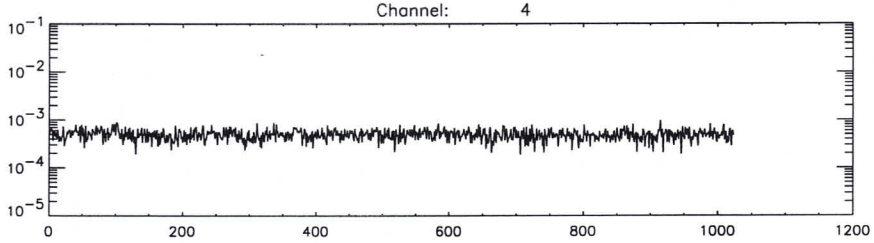
Channel: 4
10^{-1}
10^{-2}
10^{-3}
10^{-4}
10^{-5}
0
200
400
600
800
1000
1200

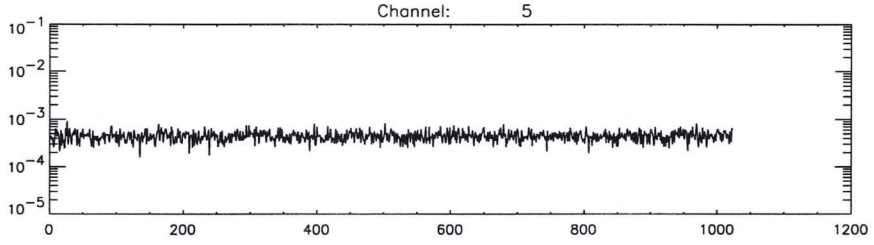
Channel: 5
10^{-1}
10^{-2}
10^{-3}
10^{-4}
10^{-5}
0
200
400
600
800
1000
1200

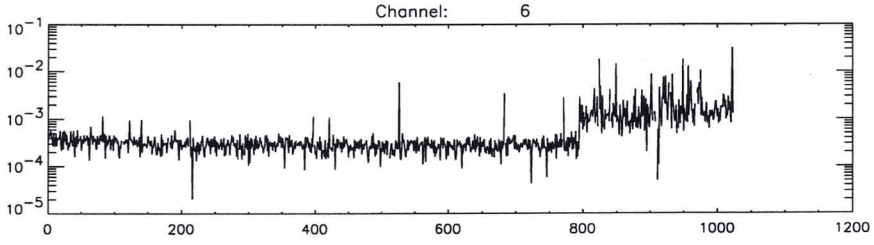
Channel: 6
10^{-1}
10^{-2}
10^{-3}
10^{-4}
10^{-5}
0
200
400
600
800
1000
1200

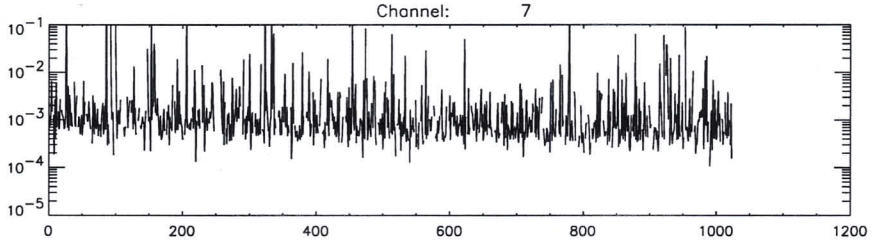
Channel: 7
10^{-1}
10^{-2}
10^{-3}
10^{-4}
10^{-5}
0
200
400
600
800
1000
1200

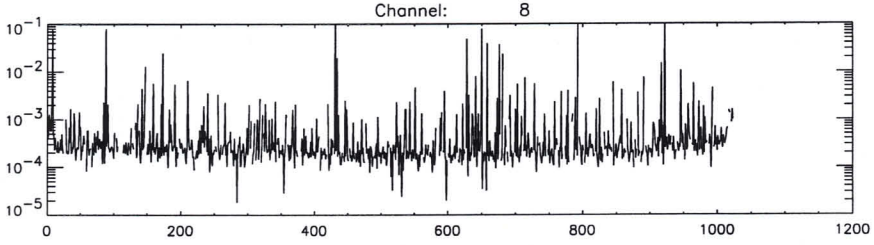
Channel: 8
10^{-1}
10^{-2}
10^{-3}
10^{-4}
10^{-5}
0
200
400
600
800
1000
1200

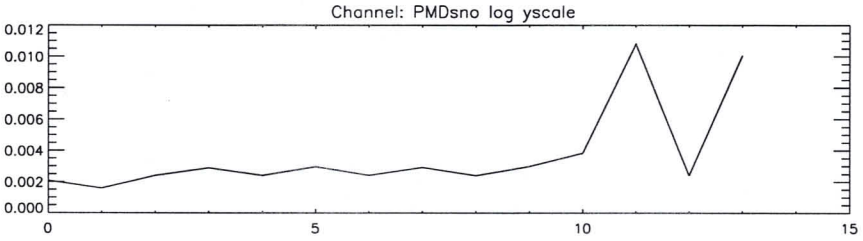
Channel: PMDsno log yscale
0.012
0.010
0.008
0.006
0.004
0.002
0.000
0
5
10
15

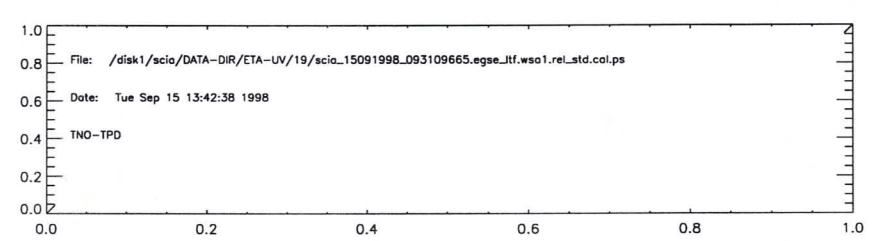
1.0
0.8
0.6
0.4
0.2
0.0
File: /disk1/scia/DATA-DIR/ETA-UV/19/scia_15091998_093109665.egse_ltf.wsa1.rel_std.cal.ps
Date: Tue Sep 15 13:42:38 1998
TNO-TPD
0.0
0.2
0.4
0.6
0.8
1.0

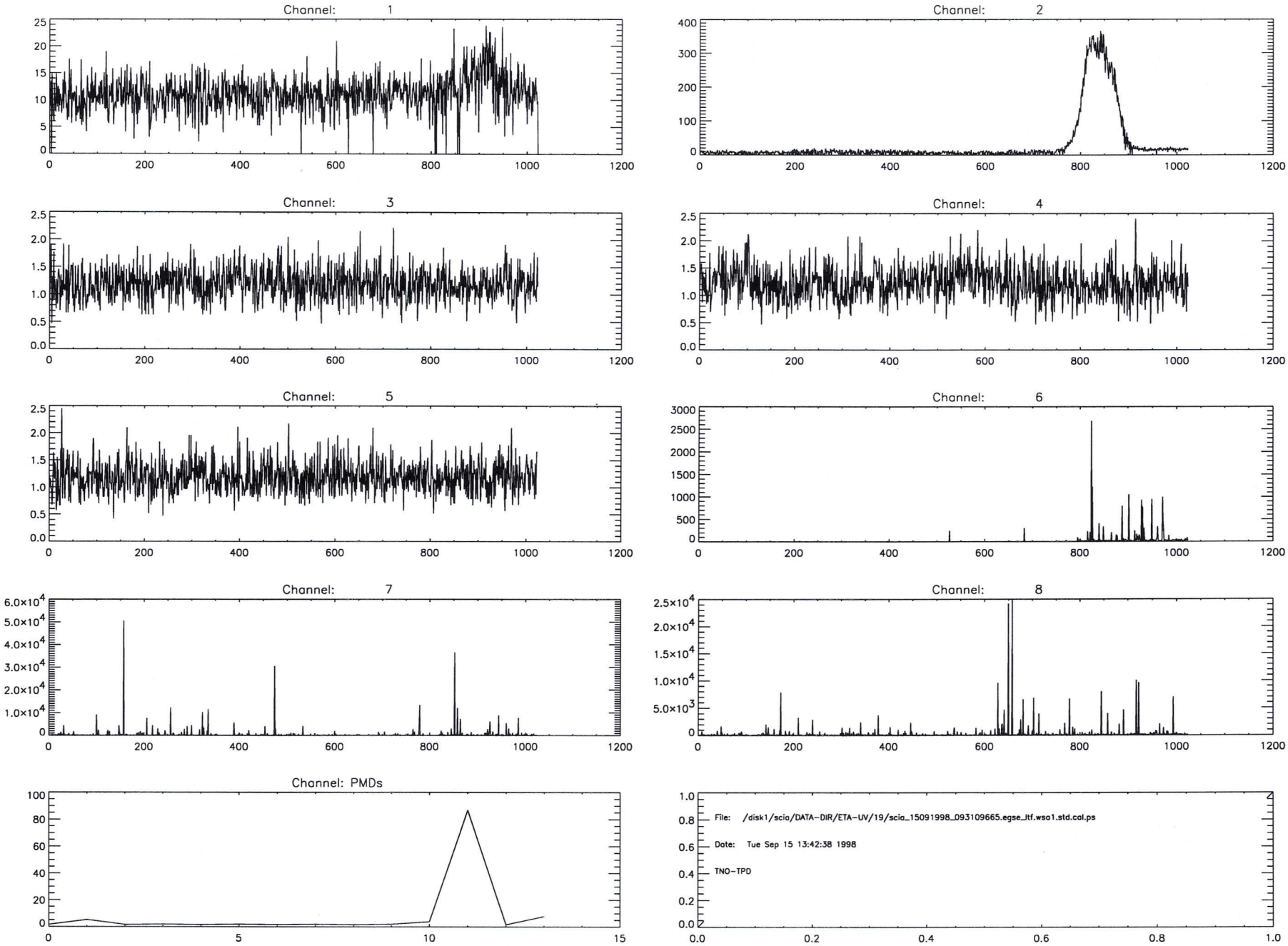
Channel: 1
Channel: 2
Channel: 3
Channel: 4
Channel: 5
Channel: 6
Channel: 7
Channel: 8
Channel: PMDs
File: /disk1/scia/DATA-DIR/ETA-UV/19/scia_15091998_093109665.egse_itf.wsa1.std.cal.ps
Date: Tue Sep 15 13:42:38 1998
TNO-TPD

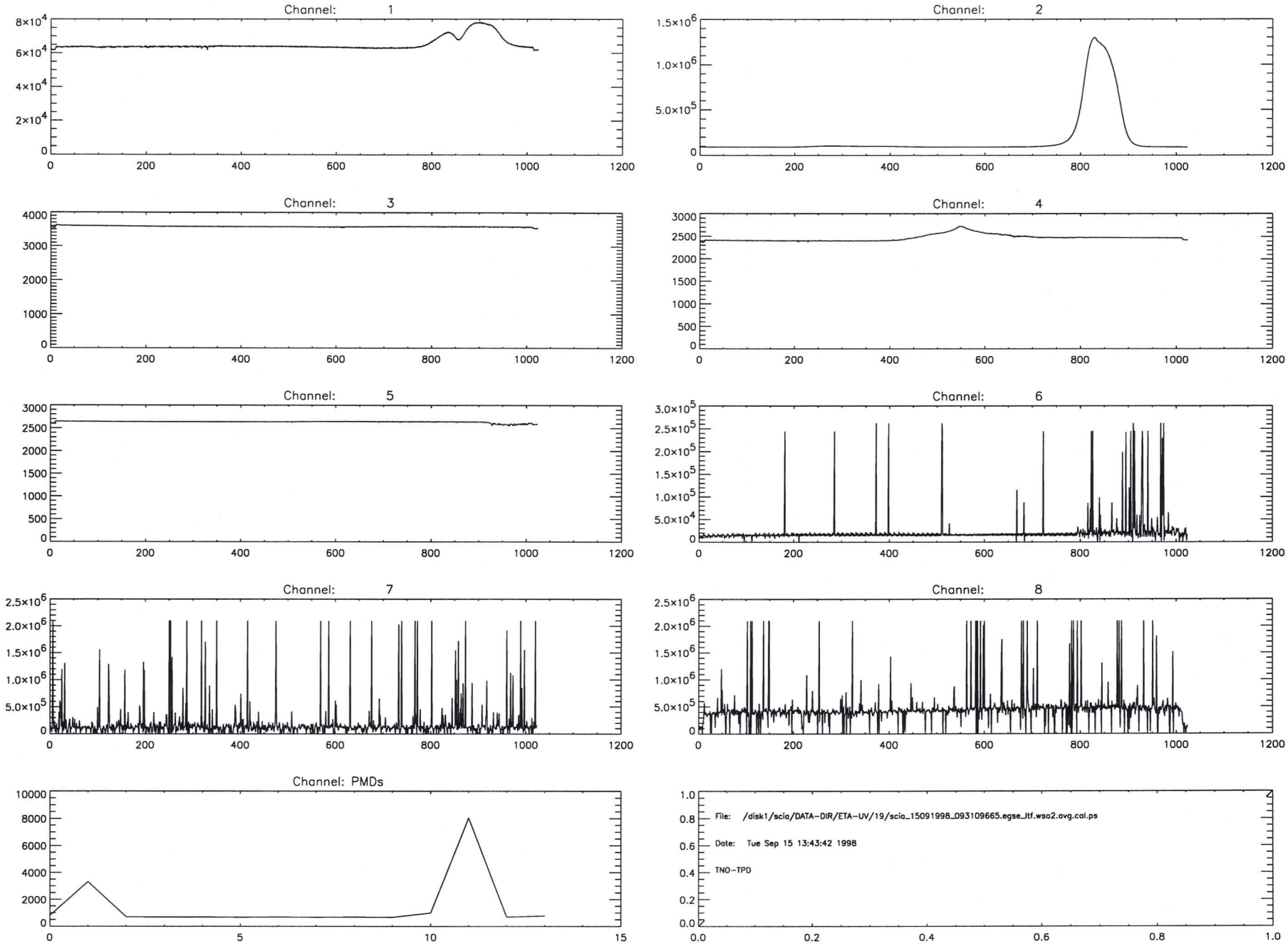
Channel: 1
Channel: 2
Channel: 3
Channel: 4
Channel: 5
Channel: 6
Channel: 7
Channel: 8
Channel: PMDs
File: /disk1/scia/DATA-DIR/ETA-UV/19/scia_15091998_093109665.egse_itf.wsa2.avg.cal.ps
Date: Tue Sep 15 13:43:42 1998
TNO-TPD

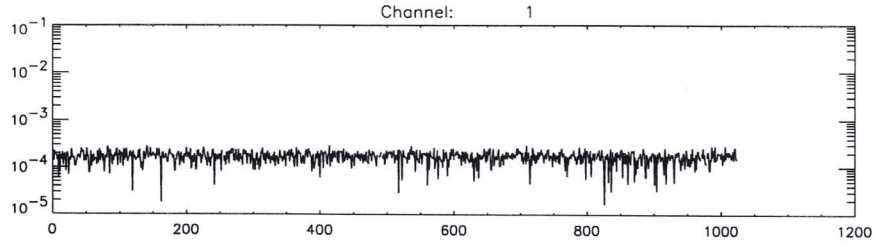
Channel: 1

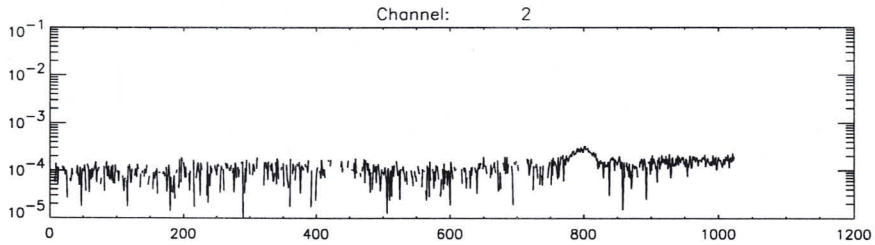
Channel: 2

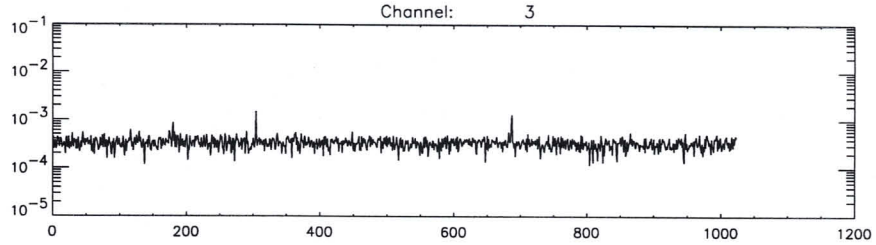
Channel: 3

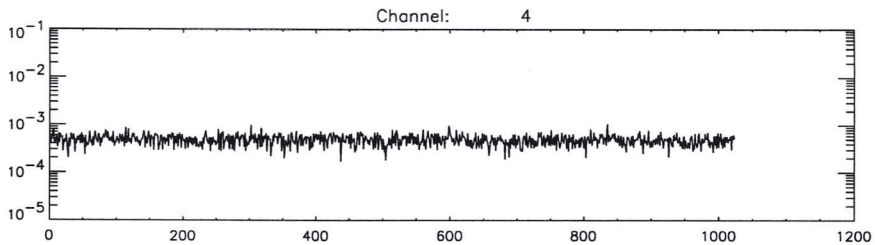
Channel: 4

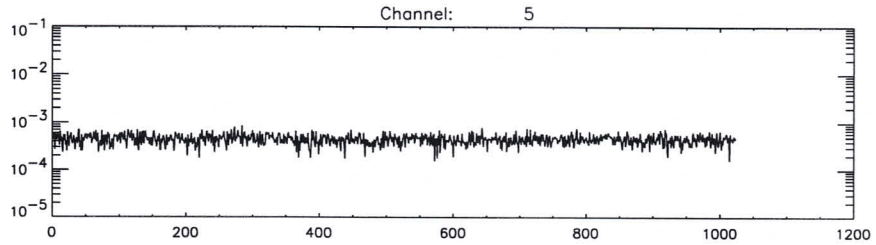
Channel: 5

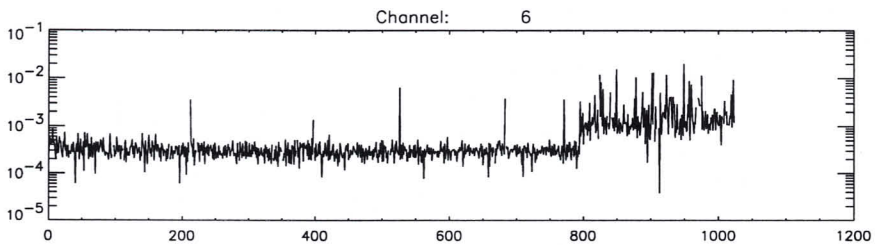
Channel: 6

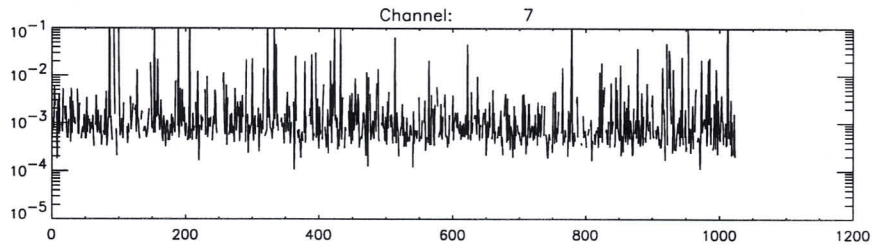
Channel: 7

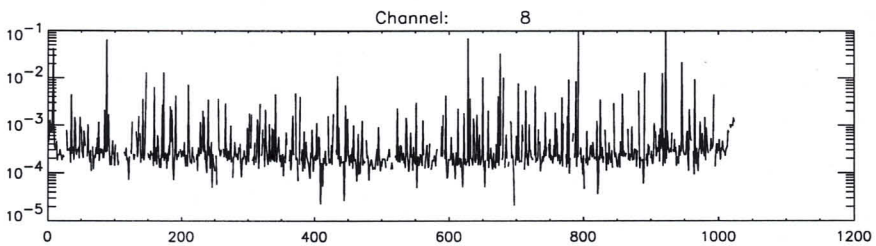
Channel: 8

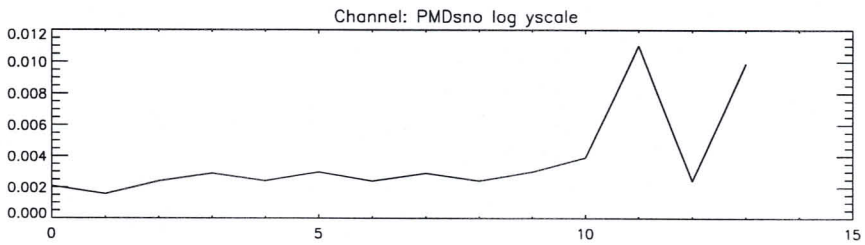
Channel: PMDsno log yscale

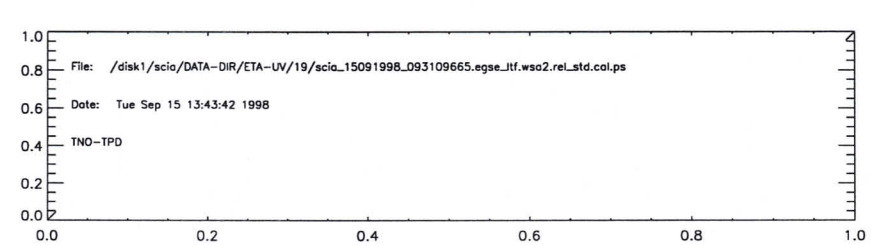
File: /disk1/scia/DATA-DIR/ETA-UV/19/scia_15091998_093109665.egse_ltf.wso2.rel_std.cal.ps
Date: Tue Sep 15 13:43:42 1998
TNO-TPD

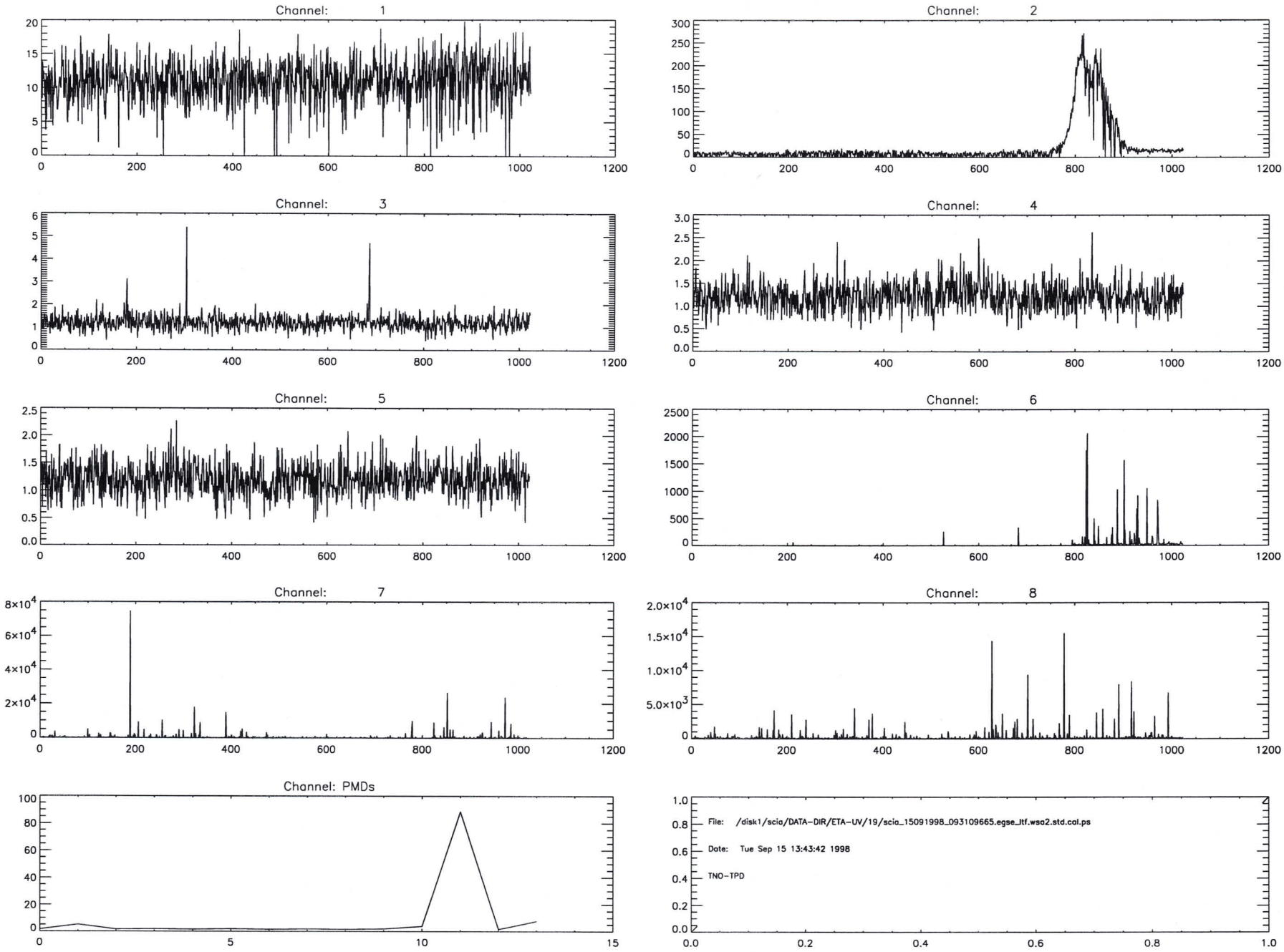
Channel: 1
Channel: 2
Channel: 3
Channel: 4
Channel: 5
Channel: 6
Channel: 7
Channel: 8
Channel: PMDs
File: /disk1/scia/DATA-DIR/ETA-UV/19/scia_15091998_093109665.egse_ltf.wsa2.std.cal.ps
Date: Tue Sep 15 13:43:42 1998
TNO-TPD

Formal Run of Measurement

(Measurement ID) SLS.ext

Request for Actual Status	X	(cross out entries that are **not** requested.)
Request for Modification	X	(fill in only entries to be modified)
Request for Run	X	(no entries = run based on actual default settings)

Scanner Positions

Azimuth	-45,0	deg
Elevation	-12,7	deg

Timeline for each Data Acquisition Period during Measurement

	1	2	3	4	5	6	7	8	9	10
State ID	1									
Repetitions	5									

State Parameters for States used in Timeline (State ID must be given)

Channel	PET [s] or H#	Co-Adding	PET [s] or H#	Co-Adding	PET [s] or H#	Co-Adding	PET [s] or H#	Co-Adding
1a	32	2						
1b	32	2						
2b	32	2						
2a	32	2						
3	1	64						
4	0,5	64						
5	4	16						
6	0,5	64						
7	1	64						
8	1	64						
State ID								

Step 20,2 again see FAT P.L.

Stimuli Settings for Existing Blocks in Measurement

Block No	Stimuli Setup ID	Limb ↓ PPC [deg]	Polarizer [deg]	Shutter open/close	Acquisition Time [s]	Lambda [nm] Start	Stop	Step	Repetition Factor	Message	OS Setup Time [s]
1	2	19	172,2	open	1	240	240	0	1	SS1	12
2	2	19	86,0	open	1	240	240	0	1	Sp1	20
3	2	19	86,0	close	1	240	240	0	1	DA1	8

Measurement Data Description

Test Purpose	
Remark	UV01
Data Directory	~~0258_03.27.50_ETA.UV.~~ _vis_limb

Signatures

	Date	Signature
Issued	15-9	
< Performed	15-9	

Formal Run 0258_12.06.25 CLC EXT

Slitfunction extern

STEP	ACTION	RESULT	MARKER
Intro	Your name: Date:	Gerard Ottier 15-9-1998	
	What's the name of the (main) data input files generated by the EGSE? (*.dat)	scia_15091998_121112829	(A)
	Setup a three-window configuration on your SUN.		See course descr.
Cnstr directory	cd ~/DATA-DIR/~~SLIT~~ SLITFUNCTION ; ls -l highest number in directory? New directory: mkdir <B+1> ls -l What's now the highest number in directory? <C> should be <B> + 1	7 8 (Y) / N	Note: In window DATA-DIR (B) (C)
	directory name is:	~/DATA-DIR/~~SLIT~~ SLITFUNCTION/<C>	(DIR-NAME)
Copy data	See Analysis sheet: Transfer Data File	(Y) / N	In DATA-DIR window
Cnstr EGSE_LTF	cal_raw2ltf . (Error messages are not necessarily fatal; check with SOLAN --in solan window-- whether output file is okay: there should be a signal present, and dremark1 labels should be filled) ls -l *.egse_ltf What's the name of the egse_ltf file <D> should be <A>.egse_ltf	(A) (Y) / N	Note: In window DATA-DIR; ***don't forget the dot !!!*** *May take more than 15 mins.* (D)
Cnstr CAL files	idl run_averscia (and select file <D> when asked)		Note: In window IDL
Check CAL files	Dark files: ls -l *du*.avg.cal		In DATA-DIR window
	size:	146k	should be approx 150kb
	White light file:		

Slitfunction -exter

Dremark1 labels start either with 'su' or with 'pu'. We have shown here the 'su' case. should be approx 150kb

`ls -l *su*.avg.cal`

size: 146k

Note: all files should be present, if not:
(a) Check file <D> using SOLAN and check whether DU, SU labels are present in dremark1 labels
(b) Check if enough disk space is available (Unix command `df -k | more`).

Print postscript

`lpr -P<printer>`
`*[ds]u*.avg.cal.ps`

Contents dark file `*DU*.cal.ps` should be approx. constant within channels: s[sip] (Y) / N

Contents file `*su*.avg.cal.ps` should contain peak signals in corresponding channel (possibly, cannot be seen in channels 7 and 8): (Y) / N

Contents of `*rel_std*.ps` files should be smaller than 0.01 (pixel 300 -- 800) for all channels. (Y) / N
If not, value is: _____

Add postscript images to logbook, done (Y) / N

Print logfiles `cat *.log | lpr -P<printer>`
Add logfiles to logbook, done (Y) / N

Slit processing do this for SS-light file and for SP-light file.

Run Slit `idl do_slitfunction` *)

In IDL window

The procedure asks you whether you want to generate postscript files for a certain approximation function (be sure if you say yes, the function is computed by the slit function program!!!)

*) do_slit_hgar if HgAR lamp used
do_slit_xe if Xe lamp used
do_slit_ptorne if PtCrNe lamp used

Check slit	`ls -l *.ps`		In DATA-DIR window
	Size of file `*.ps`	8	should be approx a few kilobytes
CheckSlit visually	lpr -Plotprinter *.ps and add to logbook.		
	`lpr -P<printer> *.ps`		
	Approximated function should "follow" the measured peaks.	Y / N	
	Add postscript images to logbook, done	Y / N	
Print logfiles	`lpr -P<printer> *.log`		
	Add logfiles to logbook, done	Y / N	
Back up	Create 3 sets of backup CDs of directory <DIR-NAME> (One CD has a capacity of 600 Mbytes, the UNIX command `/usr/bin/du -k .` gives the number of kilo bytes in the current directory).		See analysis sheet BackUp
	Name of backup CDs		
Sign:	Name	Andries Bos	
	Date and time	05/05/05	
	Signature		

#####
#####
#####
#####
#####
User: scia6!scia
#####
Title: scia_15091998_121112829.egse_ltf.du1.avg.cal.ps
#####
scia6
#####
Printed: Tue 14:45 Sep 15, 1998
#####
Job number: hp6mp-667
#####
#####
#####
#####
#####

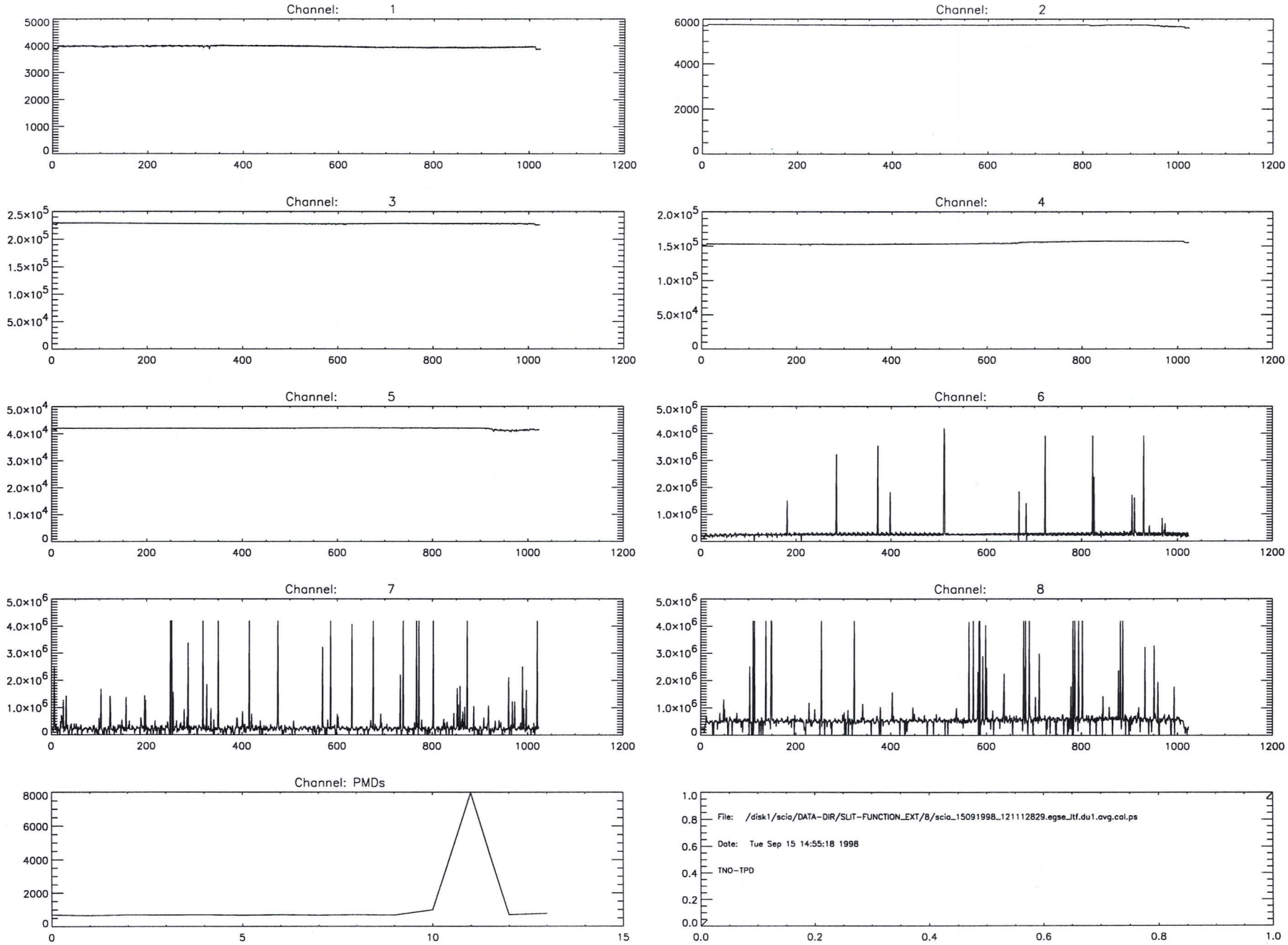
Channel: 1
Channel: 2
Channel: 3
Channel: 4
Channel: 5
Channel: 6
Channel: 7
Channel: 8
Channel: PMDs
File: /disk1/scia/DATA-DIR/SLIT-FUNCTION_EXT/8/scia_15091998_121112829.egse_itf.du1.avg.cal.ps
Date: Tue Sep 15 14:55:18 1998
TNO-TPD

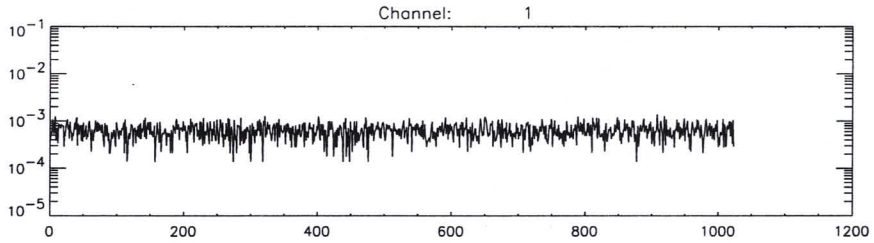
Channel: 1

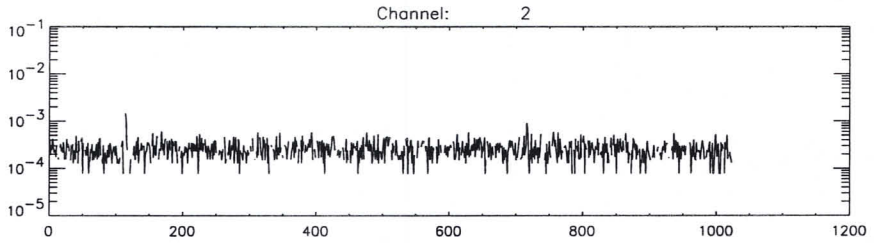
Channel: 2

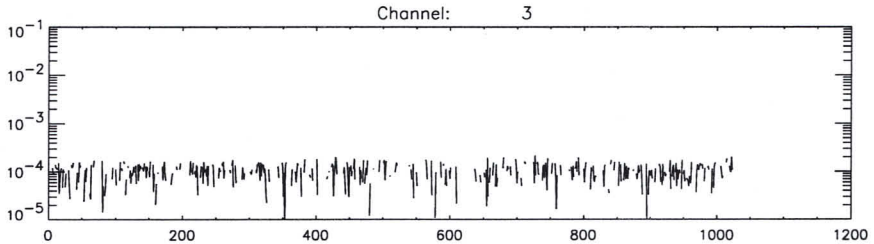
Channel: 3

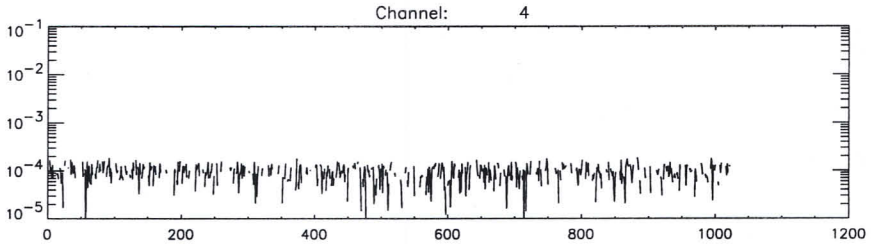
Channel: 4

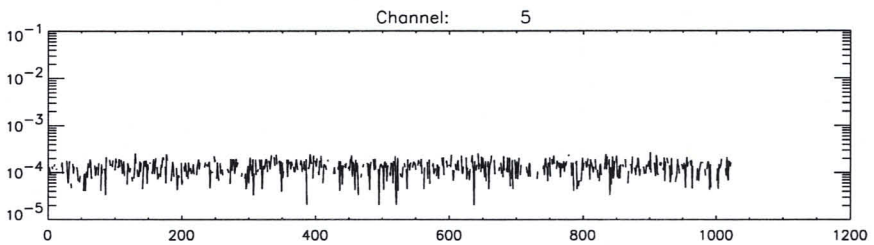
Channel: 5

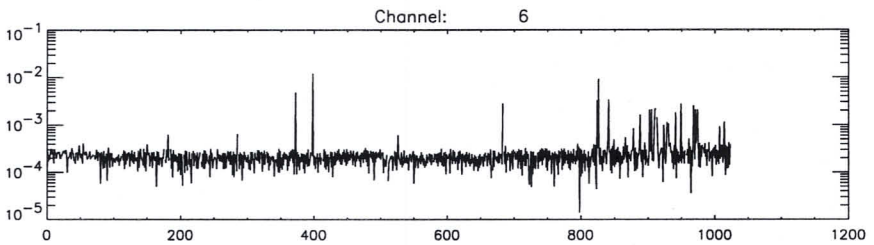
Channel: 6

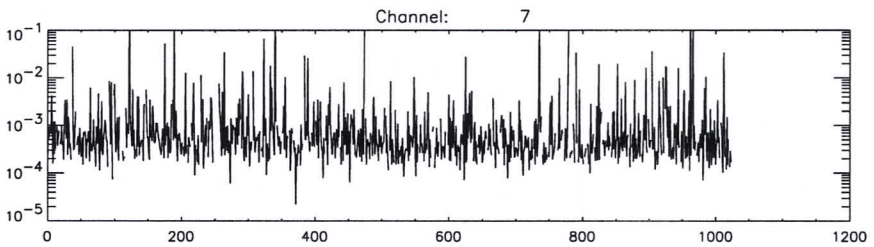
Channel: 7

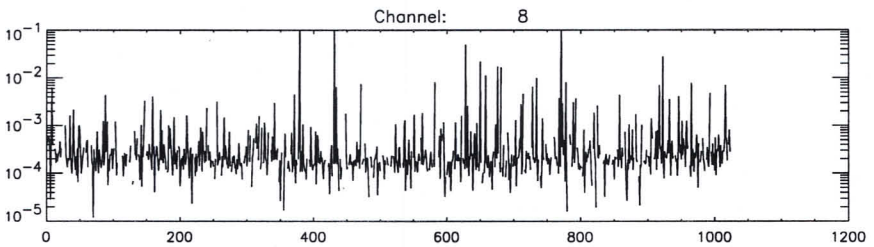
Channel: 8

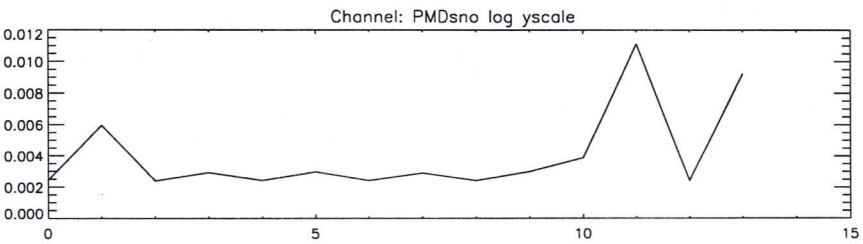
Channel: PMDsno log yscale

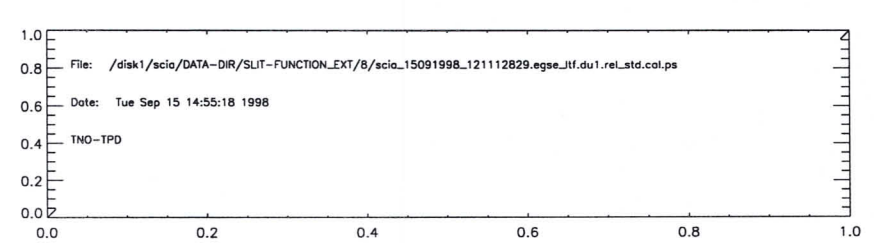
File: /disk1/scia/DATA-DIR/SLIT-FUNCTION_EXT/8/scia_15091998_121112829.egse_ltf.du1.rel_std.col.ps
Date: Tue Sep 15 14:55:18 1998
TNO-TPD

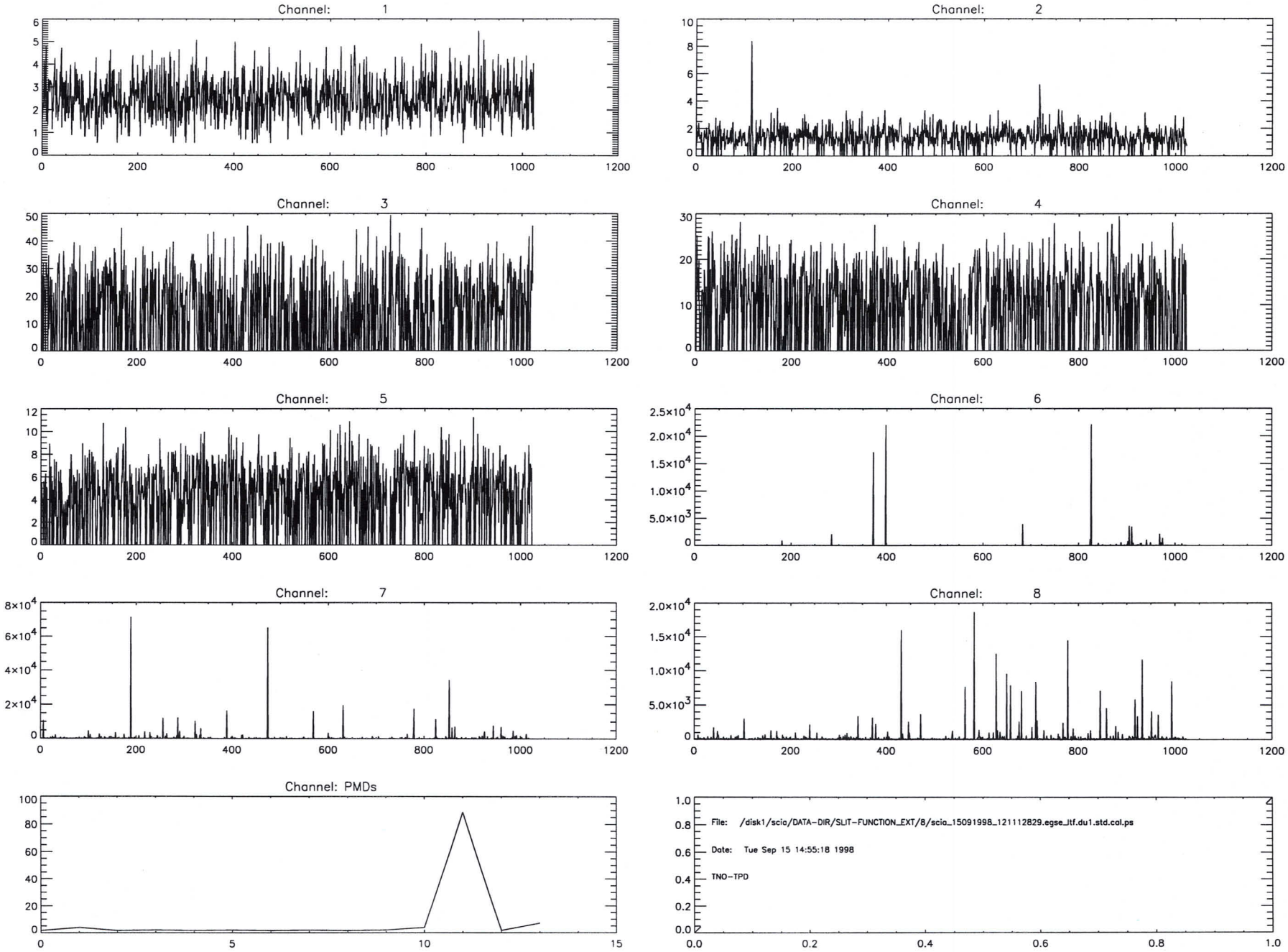
Channel: 1
Channel: 2
Channel: 3
Channel: 4
Channel: 5
Channel: 6
Channel: 7
Channel: 8
Channel: PMDs
File: /disk1/scia/DATA-DIR/SLIT-FUNCTION_EXT/8/scia_15091998_121112829.egse_itf.du1.std.cal.ps
Date: Tue Sep 15 14:55:18 1998
TNO-TPD

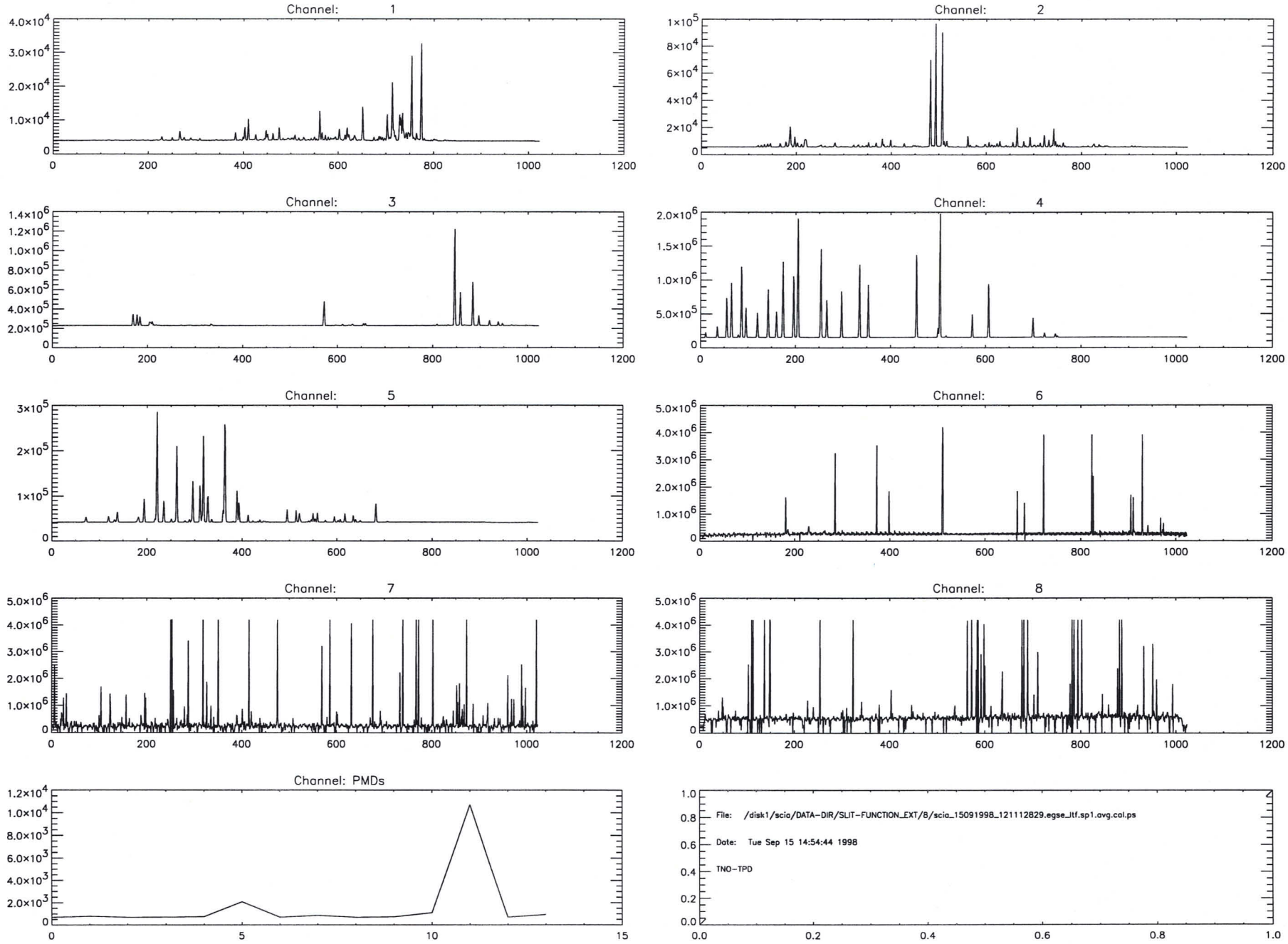
Channel: 1
Channel: 2
Channel: 3
Channel: 4
Channel: 5
Channel: 6
Channel: 7
Channel: 8
Channel: PMDs
File: /disk1/scia/DATA-DIR/SLIT-FUNCTION_EXT/B/scia_15091998_121112829.egse_itf.sp1.avg.cal.ps
Date: Tue Sep 15 14:54:44 1998
TNO-TPD

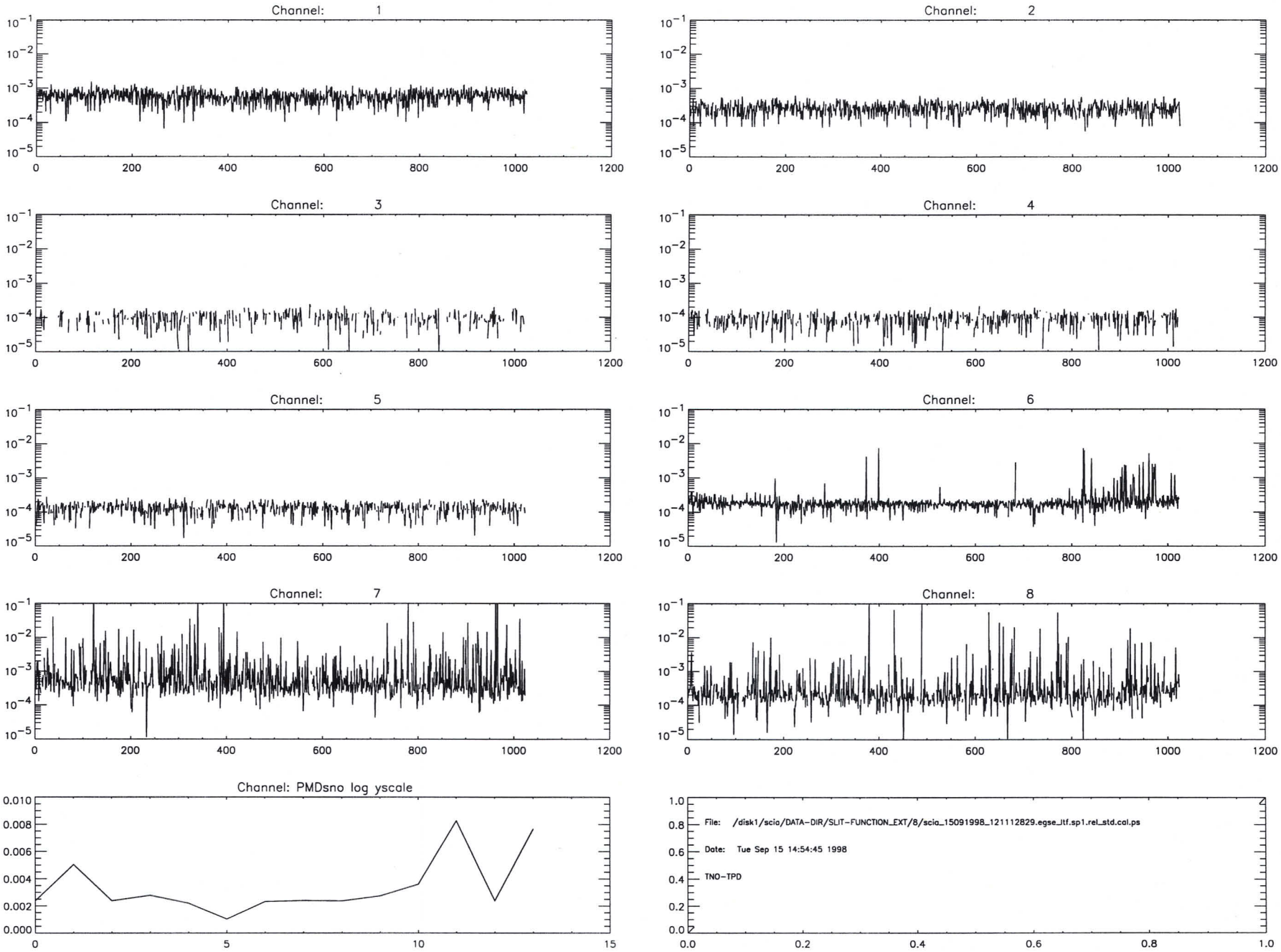
Channel: 1
Channel: 2
Channel: 3
Channel: 4
Channel: 5
Channel: 6
Channel: 7
Channel: 8
Channel: PMDsno log yscale
File: /disk1/scia/DATA-DIR/SLIT-FUNCTION_EXT/8/scia_15091998_121112829.egse_itf.sp1.rel_std.cal.ps
Date: Tue Sep 15 14:54:45 1998
TNO-TPD

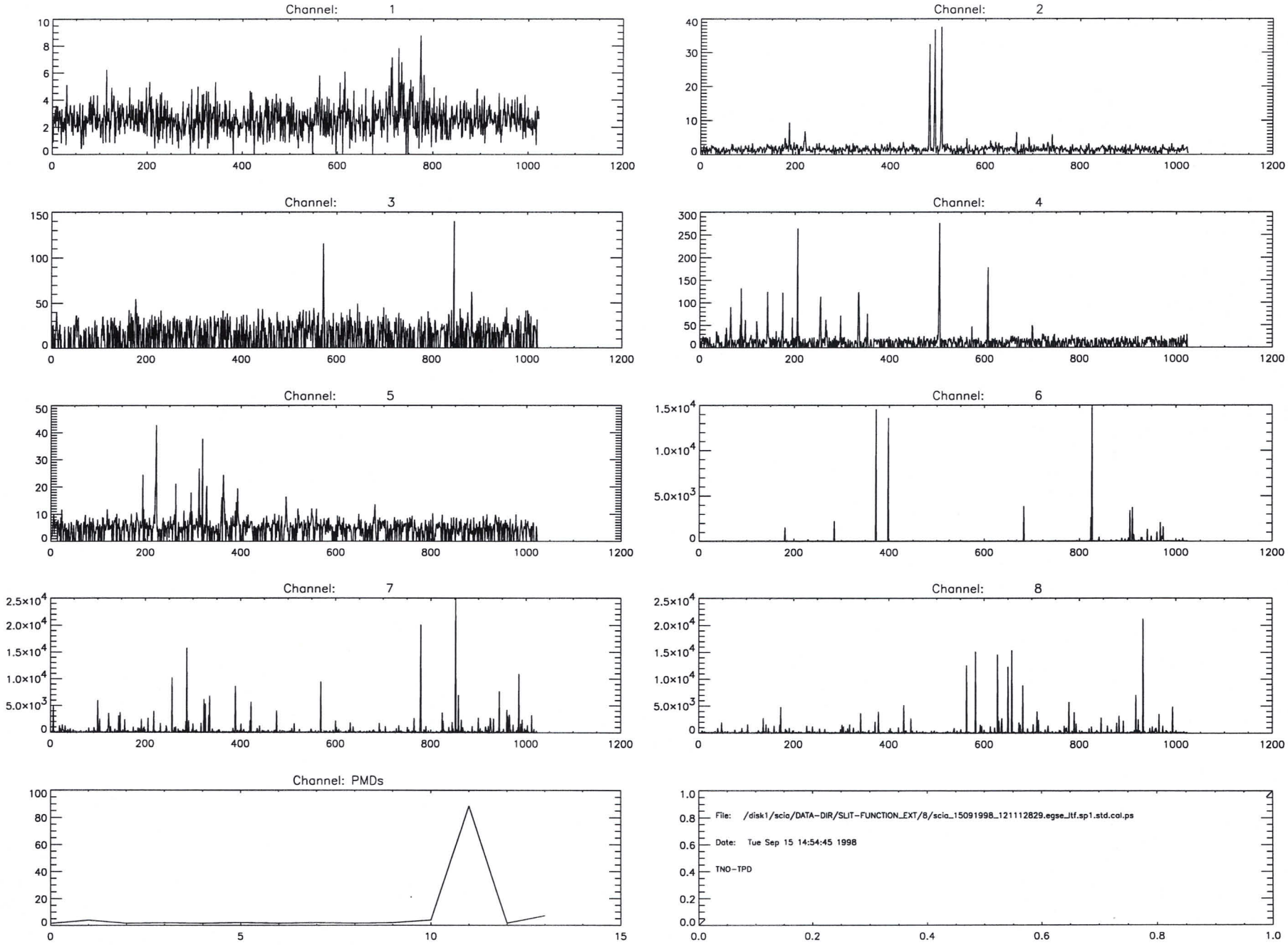
Channel: 1
Channel: 2
Channel: 3
Channel: 4
Channel: 5
Channel: 6
Channel: 7
Channel: 8
Channel: PMDs
File: /disk1/scia/DATA-DIR/SLIT-FUNCTION_EXT/8/scia_15091998_121112829.egse_itf.sp1.std.cal.ps
Date: Tue Sep 15 14:54:45 1998
TNO-TPD

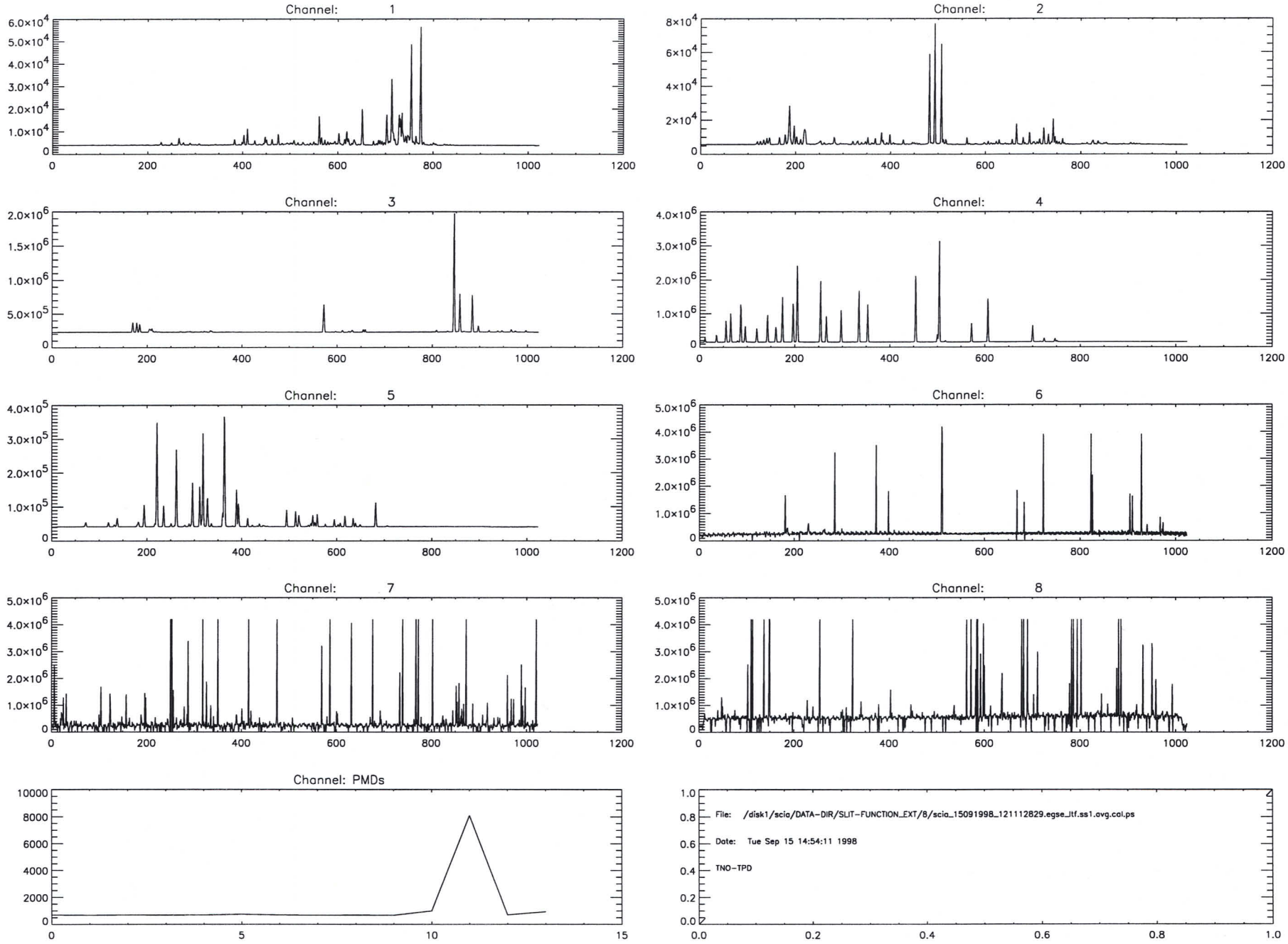
Channel: 1
Channel: 2
Channel: 3
Channel: 4
Channel: 5
Channel: 6
Channel: 7
Channel: 8
Channel: PMDs
File: /disk1/scia/DATA-DIR/SLIT-FUNCTION_EXT/8/scia_15091998_121112829.egse_itf.ss1.avg.cal.ps
Date: Tue Sep 15 14:54:11 1998
TNO-TPD

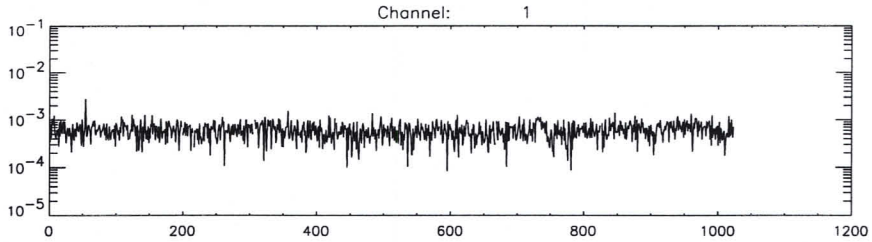
Channel: 1

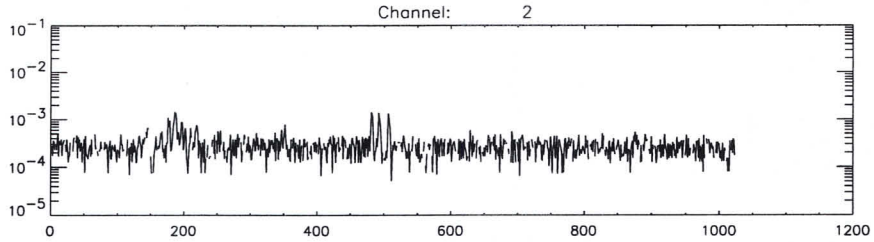
Channel: 2

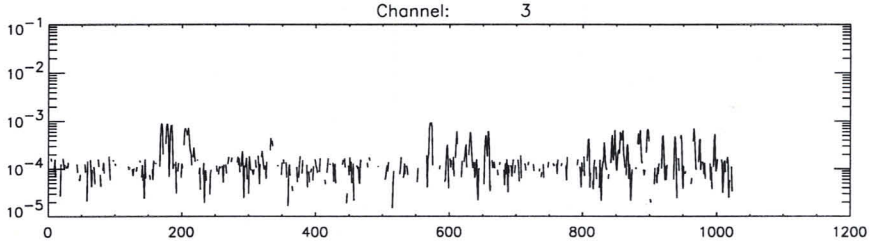
Channel: 3

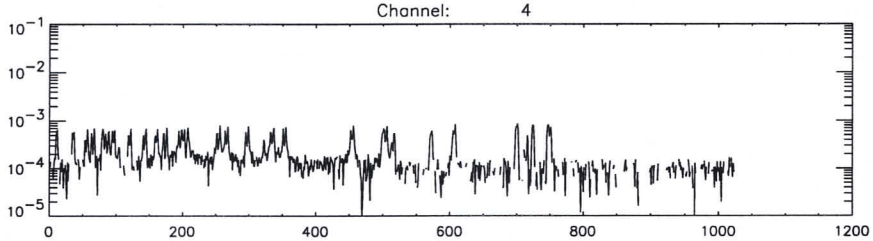
Channel: 4

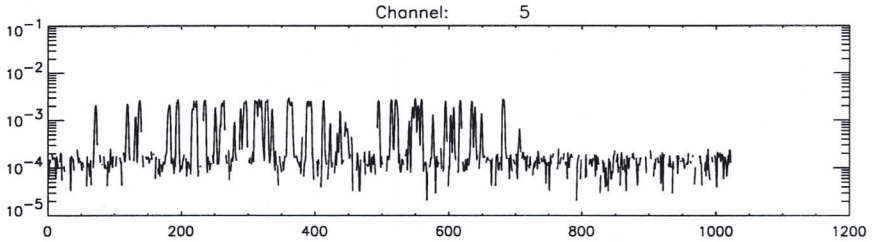
Channel: 5

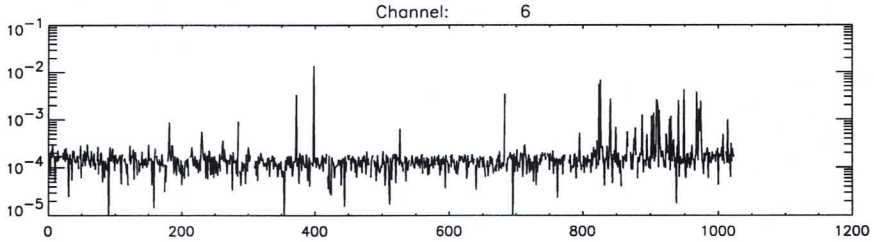
Channel: 6

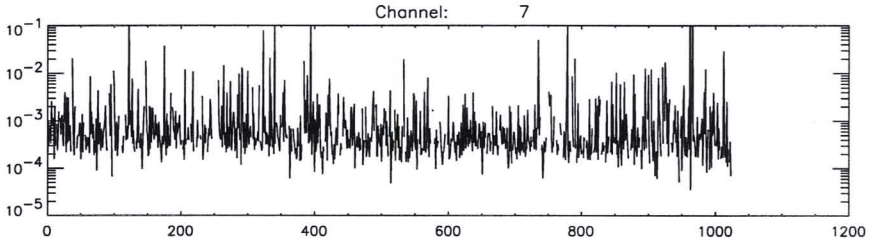
Channel: 7

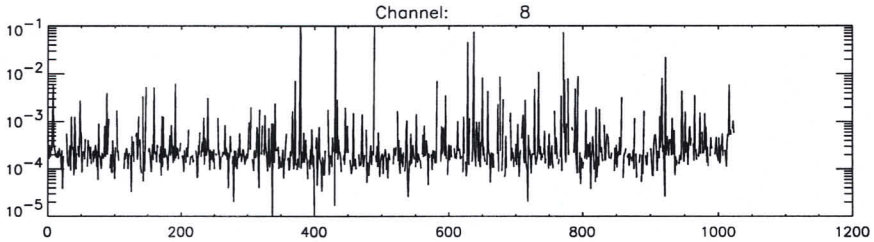
Channel: 8

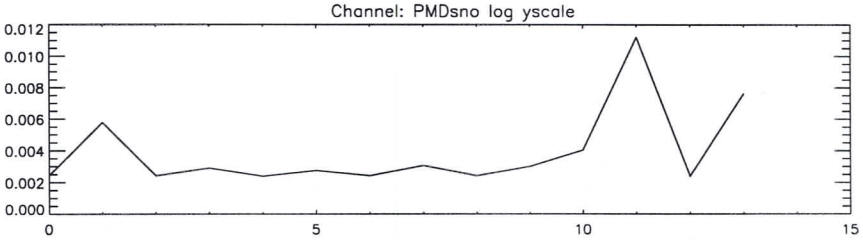
Channel: PMDsno log yscale

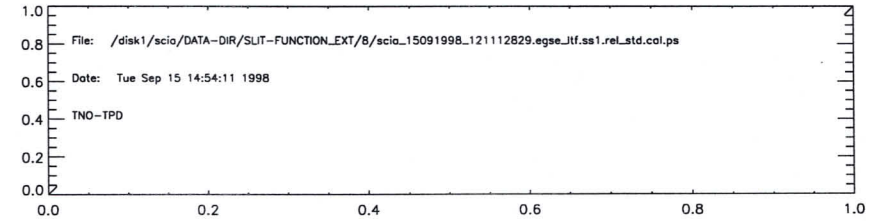
File: /disk1/scia/DATA-DIR/SLIT-FUNCTION_EXT/8/scia_15091998_121112829.egse_ltf.ss1.rel_std.col.ps
Date: Tue Sep 15 14:54:11 1998
TNO-TPD

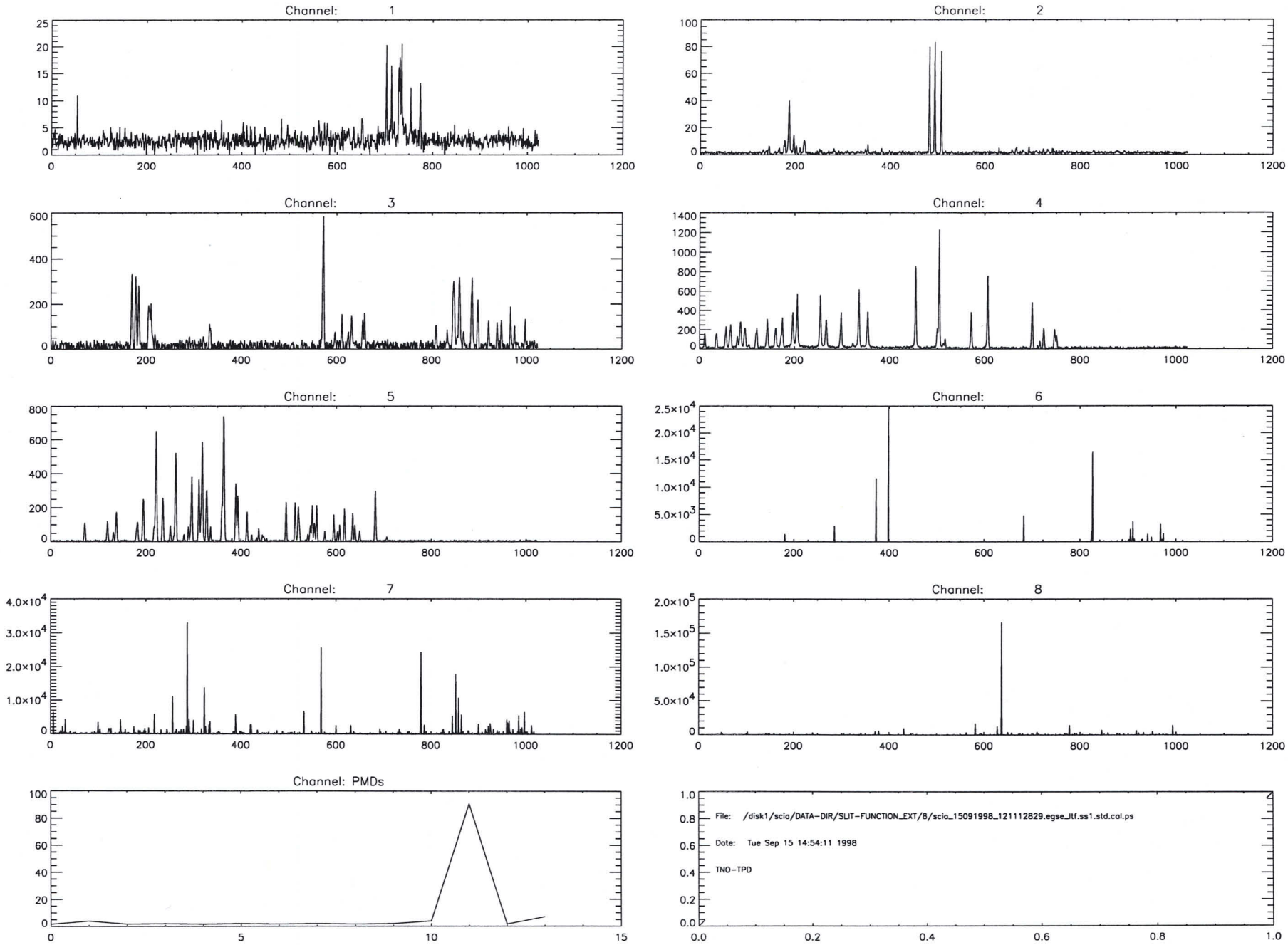
Channel: 1
Channel: 2
Channel: 3
Channel: 4
Channel: 5
Channel: 6
Channel: 7
Channel: 8
Channel: PMDs
File: /disk1/scia/DATA-DIR/SLIT-FUNCTION_EXT/8/scia_15091998_121112829.egse_ltf.ss1.std.cal.ps
Date: Tue Sep 15 14:54:11 1998
TNO-TPD

#####
#####
#####
#####
#####
User: scia6!scia
#####
Title: scia_15091998_121112829.egse_ltf.du1.log
#####
scia6
#####
Printed: Tue 14:52 Sep 15, 1998
#####
Job number: hp6mp-668
#####
#####
#####
#####
#####

```
time       = Tue Sep 15 14:55:19 1998
batch      = du1
Start TOD = Tue 15-Sep-98 12:24:52
End   TOD = Tue 15-Sep-98 12:30:15
Processing= computation of average, standard dev. and rel.standard dev.
```

```
time       = Tue Sep 15 14:54:45 1998
batch      = sp1
Start TOD = Tue 15-Sep-98 12:18:24
End   TOD = Tue 15-Sep-98 12:24:52
Processing= computation of average, standard dev. and rel.standard dev.
```

```
time       = Tue Sep 15 14:54:12 1998
batch      = ss1
Start TOD = Tue 15-Sep-98 12:11:39
End   TOD = Tue 15-Sep-98 12:18:24
Processing= computation of average, standard dev. and rel.standard dev.
```

gaus prpal

channel number : 1
11 lines used

244.0800	227.00	228	228.1975	18.1701	2.4589	0.0000	0.00
248.7900	266.00	266	265.8642	42.7707	2.3661	0.0000	0.00
262.8800	383.00	383	383.0497	35.7358	2.0787	0.0000	0.00
265.1600	403.00	403	402.7258	64.0861	1.9813	0.0000	0.00
266.0200	410.00	410	410.1382	102.6578	1.9452	0.0000	0.00
273.4800	475.00	475	475.3207	63.9674	1.9420	0.0000	0.00
281.0300	542.00	543	542.8101	9.7603	2.8044	0.0000	0.00
283.1100	561.00	561	561.2697	145.4011	1.8540	0.0000	0.00
293.0600	651.00	651	651.2958	167.8803	1.8973	0.0000	0.00
304.3500	754.00	754	753.9322	391.2537	1.9907	0.0000	0.00
306.5600	774.00	774	774.0023	450.8107	1.9235	0.0000	0.00

channel number : 2
12 lines used

321.9100	837.00	837	836.5886	31.4241	2.3192	0.0000	0.00
332.4700	742.00	742	742.0307	211.9499	1.9540	0.0000	0.00
335.5900	714.00	714	713.6128	51.0738	2.0366	0.0000	0.00
37.9200	693.00	692	692.4704	131.4062	1.8623	0.0000	0.00
339.3800	679.00	679	679.1524	68.6001	1.8668	0.0000	0.00
340.9100	665.00	665	665.1424	227.7824	1.8156	0.0000	0.00
344.8700	629.00	629	628.7963	69.6518	2.0058	0.0000	0.00
352.1500	562.00	561	561.2854	136.2738	1.7320	0.0000	0.00
356.9500	517.00	517	516.5014	76.3958	1.9253	0.0000	0.00
369.5300	399.00	399	398.5993	92.2952	1.8449	0.0000	0.00
372.8200	368.00	368	367.6686	52.6845	1.8686	0.0000	0.00
390.9900	197.00	197	196.9948	116.4525	2.1305	0.0000	0.00

channel number : 3
20 lines used

427.5900	178.00	178	178.1217	1783.1866	2.2138	20.9659	0.00
429.0900	184.00	184	184.2678	1504.4880	2.1881	12.7972	0.00
437.2500	218.00	218	218.1157	120.3714	2.0977	20.4112	0.00
492.3600	450.00	450	450.4011	64.3238	1.8028	1.7771	0.00
503.9200	499.00	500	499.6323	20.8136	1.7355	5.0574	0.00
540.2100	654.00	655	654.6171	340.3384	1.7630	26.9626	0.00
56.4300	723.00	724	723.6573	14.8253	1.8480	4.7888	0.00
574.9900	802.00	802	801.9839	50.6333	2.1276	4.8377	0.00
576.5900	808.00	809	808.7539	219.2654	2.0706	5.2824	0.00
580.6100	825.00	826	825.5788	40.4311	2.0854	11.5757	0.00
582.1800	832.00	832	832.1899	123.2921	2.0666	15.4154	0.00
588.3500	858.00	858	858.0121	5383.8326	2.0965	18.5494	0.00
594.6500	884.00	884	884.2894	7363.7361	2.1046	-7.6752	0.00
597.7200	897.00	897	897.0473	1607.1229	2.1185	8.8878	0.00
603.1700	919.00	920	919.7089	881.9970	2.0781	2.2671	0.00
607.5900	938.00	938	938.1131	645.1887	2.0968	1.6951	0.00
609.7900	946.00	947	947.1375	326.5394	2.0807	2.0517	0.00
613.0300	960.00	960	960.2960	4.1657	2.0727	3.1245	0.00
616.5400	974.00	975	974.6459	58.9798	1.9192	5.2852	0.00
621.9100	996.00	997	996.6332	87.9656	1.8342	2.5673	0.00

channel number : 4
17 lines used

603.1700	35.00	35	35.3575	5550.8935	1.8141	25.8072	0.00
607.5900	55.00	55	55.3218	19396.0794	1.9186	55.3344	0.00
609.7900	65.00	65	65.1759	25592.2087	1.9889	28.9463	0.00
613.0300	80.00	80	79.7898	1135.5913	1.9785	99.5886	0.00
616.5400	96.00	96	95.7377	14371.7680	2.0470	38.5049	0.00

621.9100	120.00	120	120.2055	11649.0480	2.1019	30.7566	0.00
626.8400	142.00	143	142.7363	23305.9469	2.0981	7.8358	0.00
630.6700	160.00	160	160.3329	12620.6844	2.0883	49.5644	0.00
638.4900	196.00	196	196.4149	31331.4506	2.0683	73.8050	0.00
653.4800	266.00	266	266.2194	17905.7201	2.0219	29.7118	0.00
660.0900	297.00	297	297.2618	22447.0786	1.9887	-1.0389	0.00
668.0300	335.00	335	334.7012	36153.8345	1.9642	-28.4791	0.00
693.1400	454.00	454	454.4164	44093.2525	1.8031	99.9942	0.00
717.5900	572.00	572	572.0416	10726.4539	1.9402	-45.6302	0.00
724.7200	606.00	606	606.4287	28586.9040	1.8106	71.6319	0.00
744.0900	700.00	700	699.9644	8867.6543	1.9973	-22.9278	0.00
749.1100	724.00	724	724.0820	1966.6616	2.0287	-1.0048	0.00

channel number : 5
19 lines used

808.4680	119.00	119	119.2520	211.0036	2.3405	0.0000	0.00
813.8639	137.00	138	137.6698	369.1983	2.4415	0.0000	0.00
830.2611	194.00	194	194.2018	825.3955	2.2665	0.0000	0.00
842.0737	235.00	235	235.2234	762.3025	2.1943	0.0000	0.00
849.7693	262.00	262	262.1803	2692.2096	2.1110	0.0000	0.00
859.3622	296.00	296	295.9052	1432.3538	2.1029	0.0000	0.00
63.7019	311.00	311	311.2430	1324.9894	2.0289	0.0000	0.00
885.6298	389.00	389	389.1537	1121.2303	1.9970	0.0000	0.00
892.1943	412.00	413	412.5976	278.5910	1.9287	0.0000	0.00
915.1180	495.00	495	494.9370	449.4132	1.9800	0.0000	0.00
920.4286	514.00	514	514.1074	415.4378	1.9932	0.0000	0.00
930.3407	550.00	550	549.8521	306.5737	2.0193	0.0000	0.00
942.7966	595.00	595	594.9082	197.0253	2.0274	0.0000	0.00
944.9620	602.00	603	602.7331	59.1956	2.0223	0.0000	0.00
946.1801	607.00	607	607.1705	105.8965	1.9751	0.0000	0.00
948.9288	617.00	617	617.1279	300.7381	1.9925	0.0000	0.00
953.6775	634.00	634	634.3068	243.3788	1.9291	0.0000	0.00
966.8070	681.00	682	681.8077	654.8964	2.1233	0.0000	0.00
1056.5307	1001.00	1002	1002.1399	16.0618	2.7112	0.0000	0.00

channel number : 6
14 lines used

1056.5300	106.00	107	106.7263	80.9556	2.0580	0.0000	0.00
1080.1000	136.00	137	136.6350	319.3690	2.0836	0.0000	0.00
84.7500	142.00	143	142.5022	1017.7079	1.9456	0.0000	0.00
1114.6082	180.00	181	180.6471	4103.2858	1.9844	0.0000	0.00
1118.0586	185.00	185	185.0921	5761.6194	2.0291	0.0000	0.00
1169.1203	251.00	251	250.8457	344.8683	2.0981	0.0000	0.00
1198.8200	289.00	289	289.4077	984.8936	1.8197	0.0000	0.00
1206.9639	300.00	300	299.9720	2746.8128	2.0032	0.0000	0.00
1246.2810	351.00	351	351.2608	691.0922	1.9149	0.0000	0.00
1269.2687	381.00	381	381.2773	1081.6853	1.8763	0.0000	0.00
1291.5550	410.00	410	410.4364	1069.3522	1.7169	0.0000	0.00
1322.2861	451.00	451	450.6353	581.4121	1.8267	0.0000	0.00
1523.4907	713.00	713	713.0232	1005.3319	2.1090	0.0000	0.00
1716.6646	956.00	956	955.8351	39.8052	2.6296	0.0000	0.00

channel number : 7
2 lines used

1958.2491	207.00	208	209.7518	904.3879	3.6326	165.3972	0.00
2035.5812	940.00	942	944.3616	582.0052	2.3281	180.6363	0.00

channel number : 8
5 lines used

2266.7991	76.00	73	74.3851	23.6225	4.5683	94.5797	0.00

2310.6829	395.00	392	391.7753	525.4131	3.0091	195.3789	0.00
2326.6638	524.00	520	520.1689	796.4857	2.7848	215.9653	0.00
2337.9391	616.00	613	612.9908	1047.0242	2.9842	233.0306	0.00
2364.2956	840.00	836	836.4839	2493.8485	3.0394	239.9548	0.00

#####
#####
#####
#####
#####
User: scia6!scia
#####
Title: scia_15091998_121112829.egse_ltf.sp1.avg.cal.gauss.drw2.ps
#####
scia6
#####
Printed: Tue 15:26 Sep 15, 1998
#####
Job number: hp6mp-671
#####
#####
#####
#####
#####

Gauss : fit P-pol

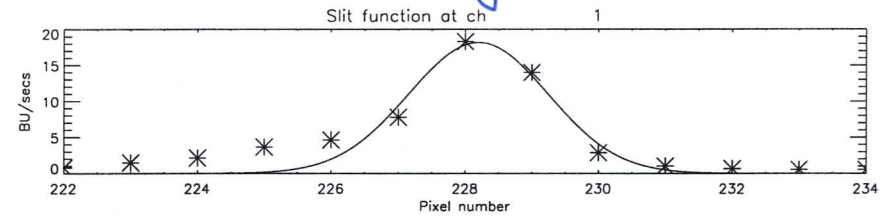

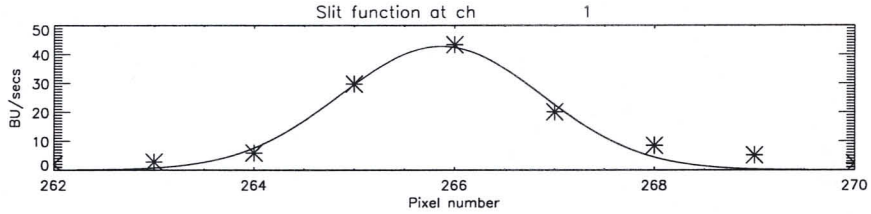

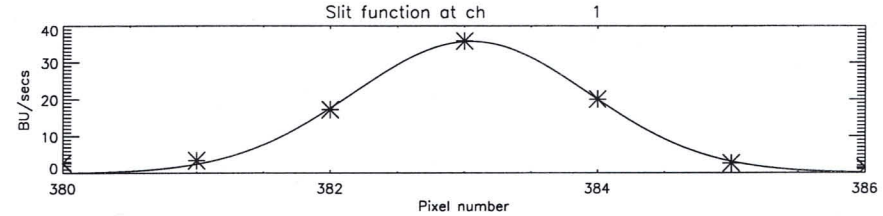

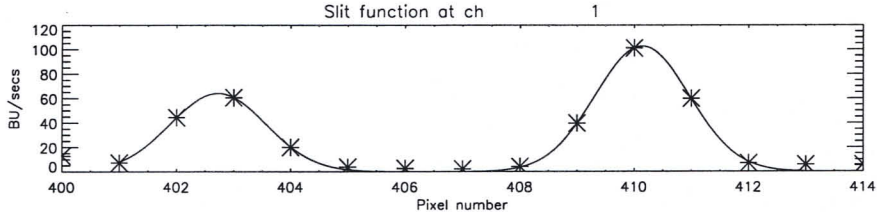

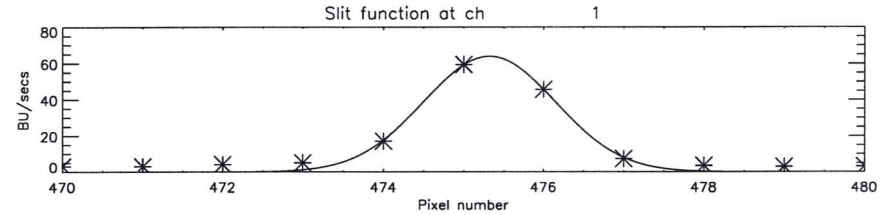

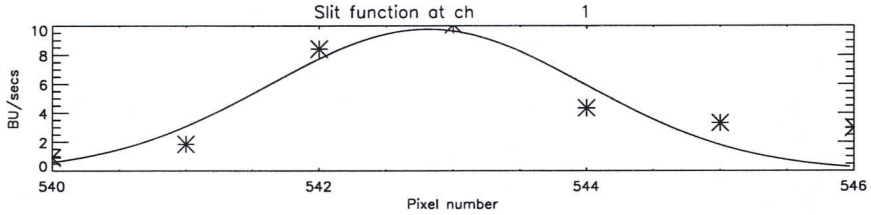

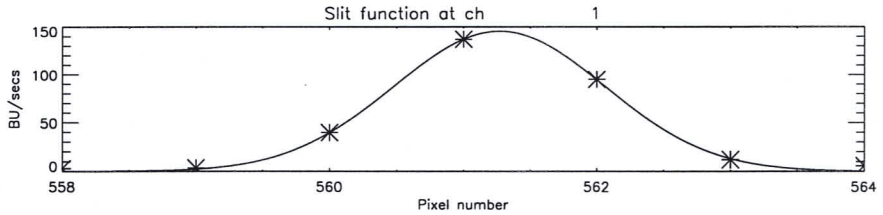

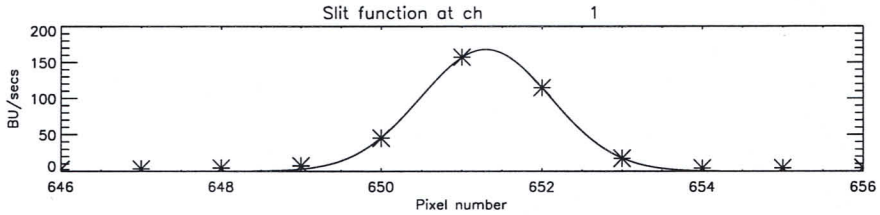

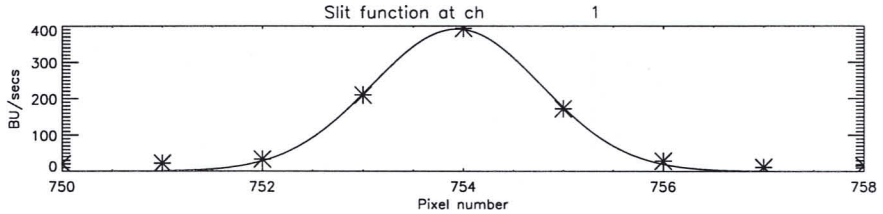

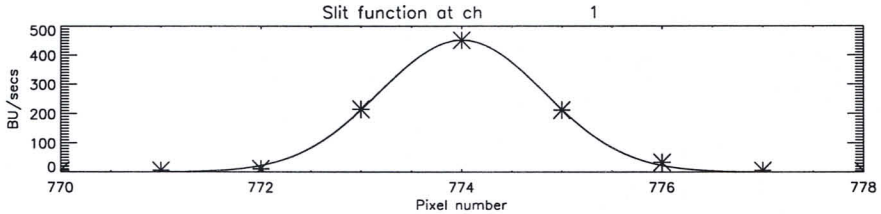

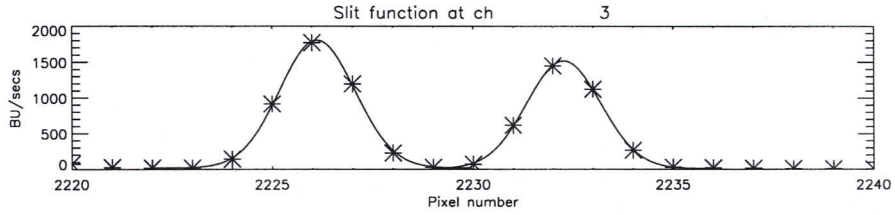

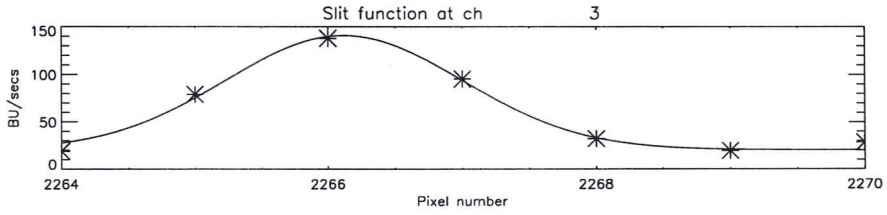

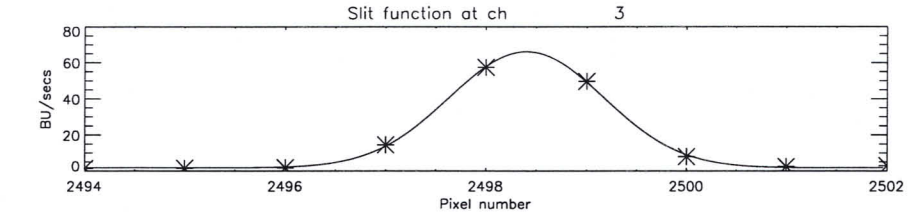
Slit function at ch 3
BU/secs
Pixel number

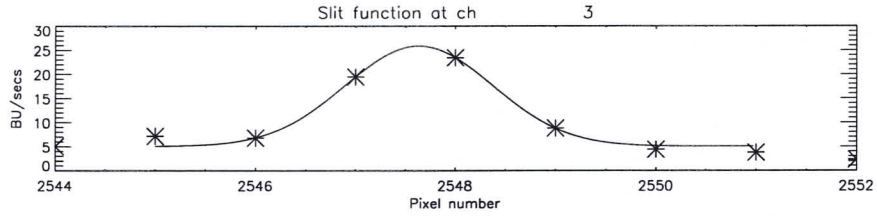
Slit function at ch 3
BU/secs
Pixel number

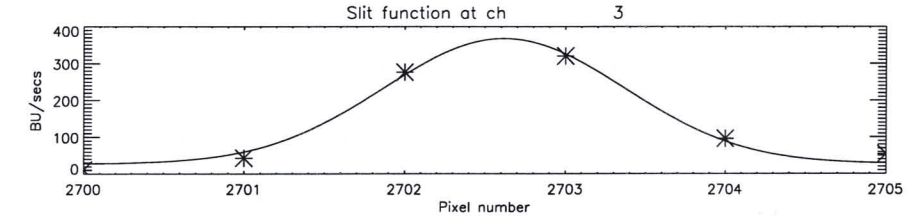
Slit function at ch 3
BU/secs
Pixel number

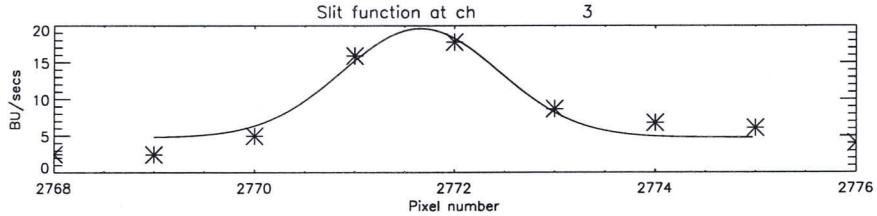
Slit function at ch 3
BU/secs
Pixel number

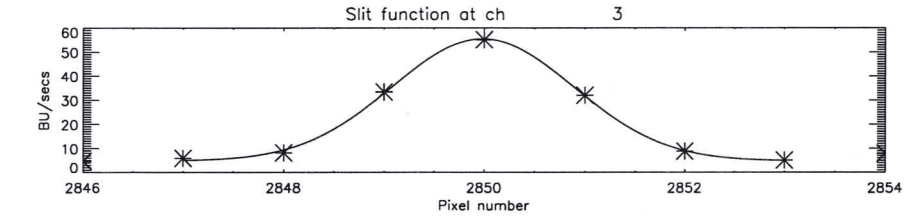
Slit function at ch 3
BU/secs
Pixel number

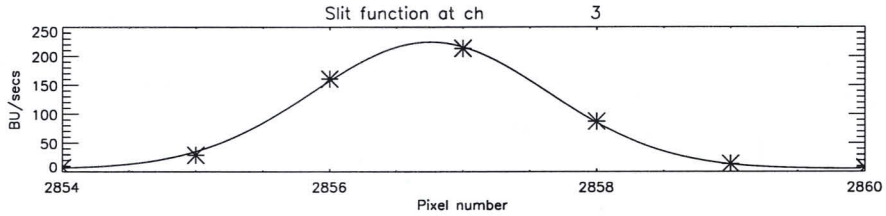
Slit function at ch 3
BU/secs
Pixel number

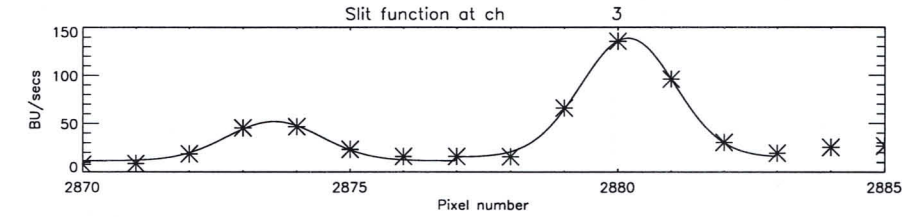
Slit function at ch 3
BU/secs
Pixel number

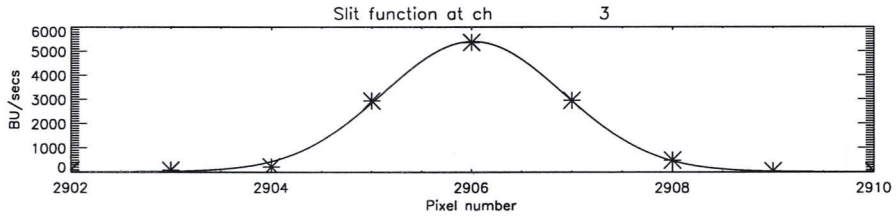
Slit function at ch 3
BU/secs
Pixel number

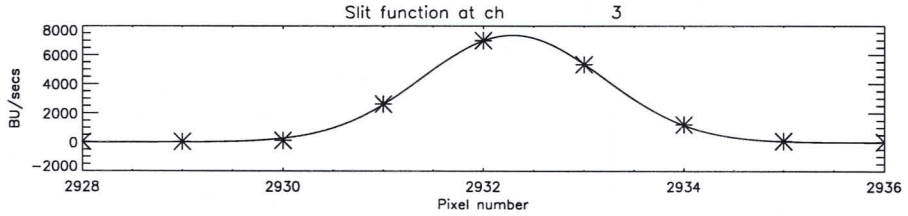
Slit function at ch 3
BU/secs
Pixel number

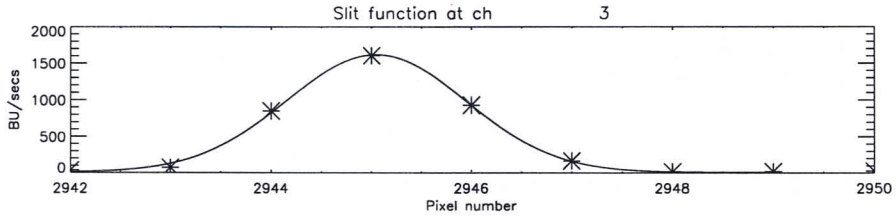
Slit function at ch 3
BU/secs
Pixel number

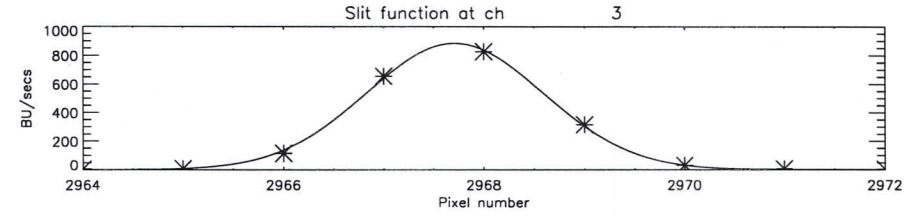
Slit function at ch 3
BU/secs
Pixel number

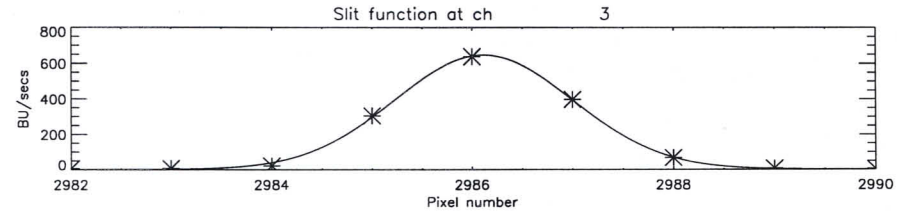
Slit function at ch 3
BU/secs
Pixel number

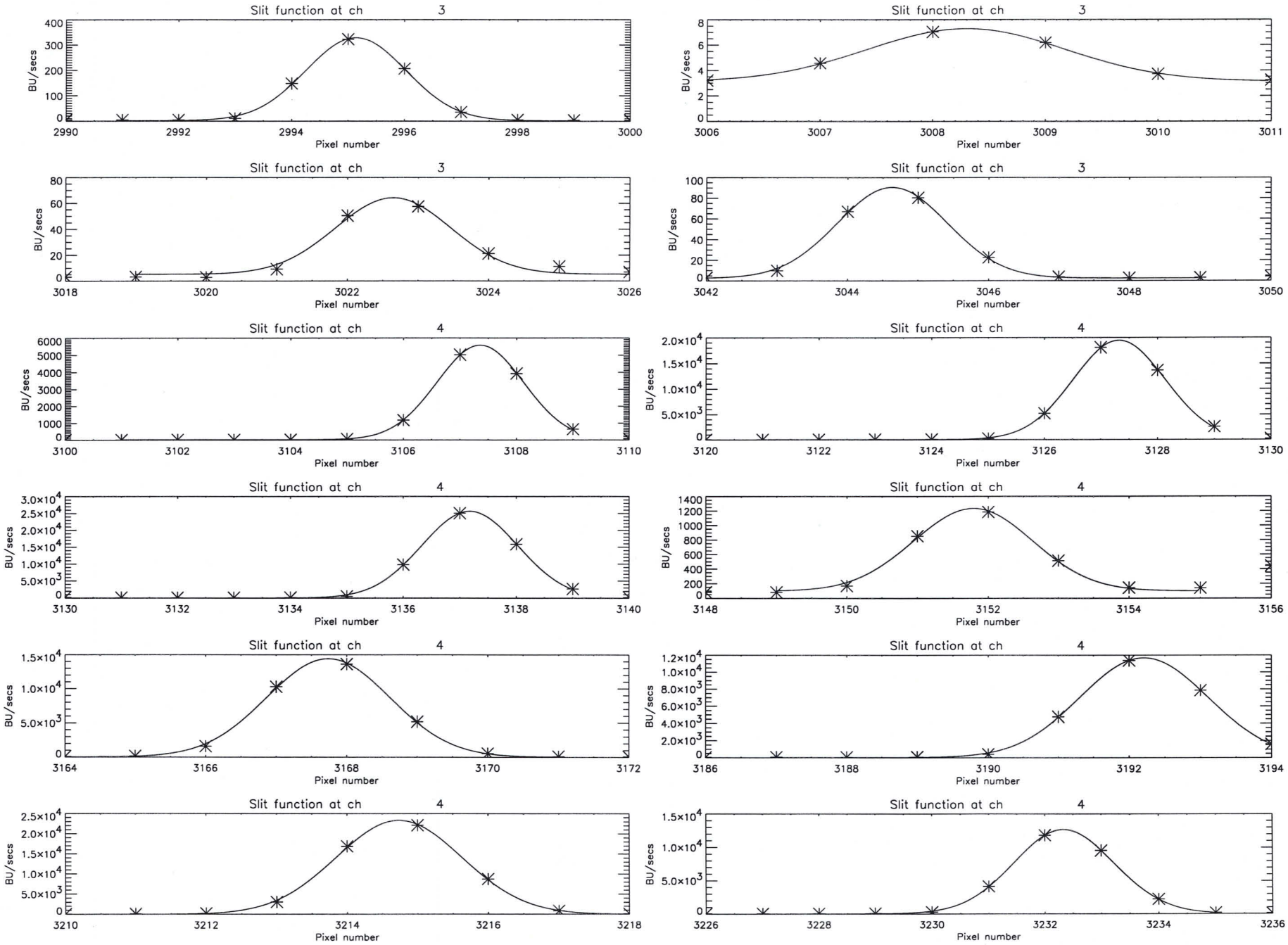
Slit function at ch 3
BU/secs
Pixel number
Slit function at ch 3
BU/secs
Pixel number
Slit function at ch 3
BU/secs
Pixel number
Slit function at ch 3
BU/secs
Pixel number
Slit function at ch 4
BU/secs
Pixel number
Slit function at ch 4
BU/secs
Pixel number
Slit function at ch 4
BU/secs
Pixel number
Slit function at ch 4
BU/secs
Pixel number
Slit function at ch 4
BU/secs
Pixel number
Slit function at ch 4
BU/secs
Pixel number
Slit function at ch 4
BU/secs
Pixel number
Slit function at ch 4
BU/secs
Pixel number

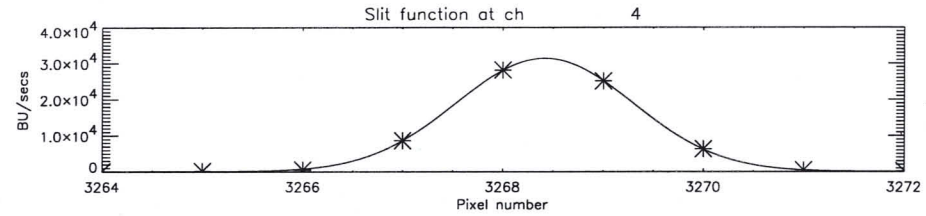
Slit function at ch 4
BU/secs
Pixel number

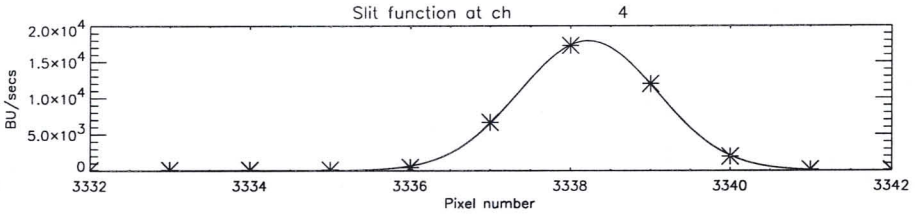
Slit function at ch 4
BU/secs
Pixel number

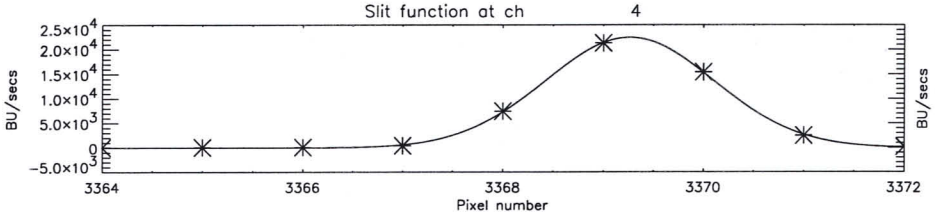
Slit function at ch 4
BU/secs
Pixel number

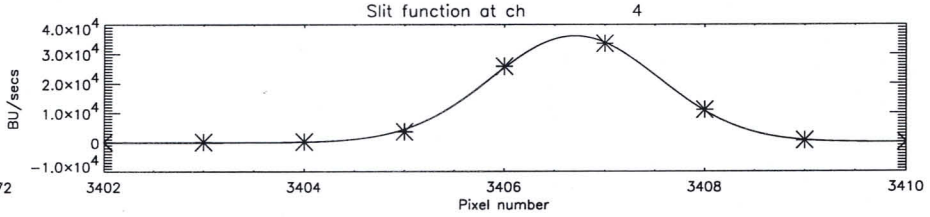
Slit function at ch 4
BU/secs
Pixel number

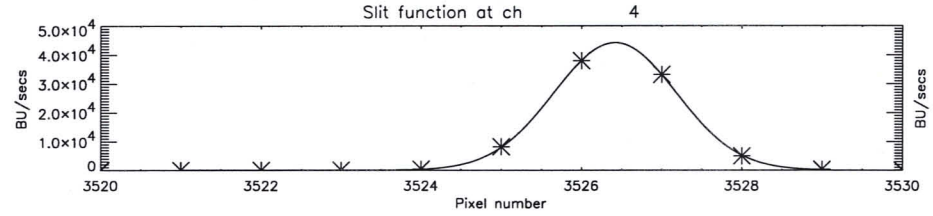
Slit function at ch 4
BU/secs
Pixel number

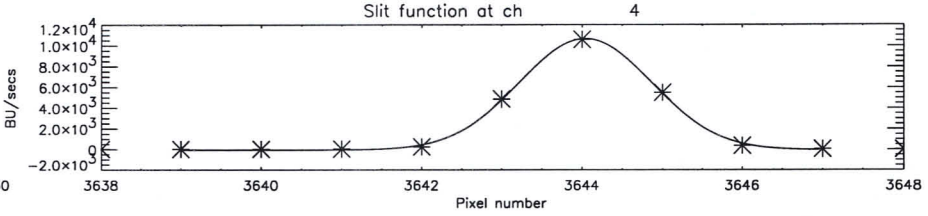
Slit function at ch 4
BU/secs
Pixel number

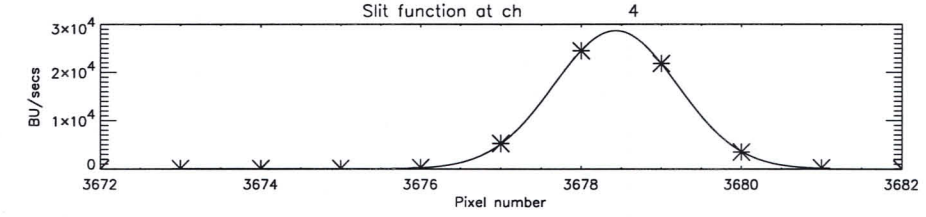
Slit function at ch 4
BU/secs
Pixel number

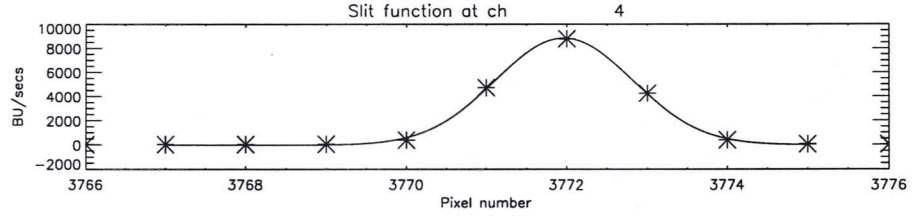
Slit function at ch 4
BU/secs
Pixel number

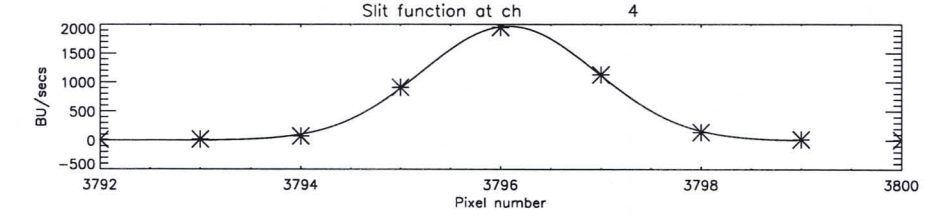
Slit function at ch 4
BU/secs
Pixel number

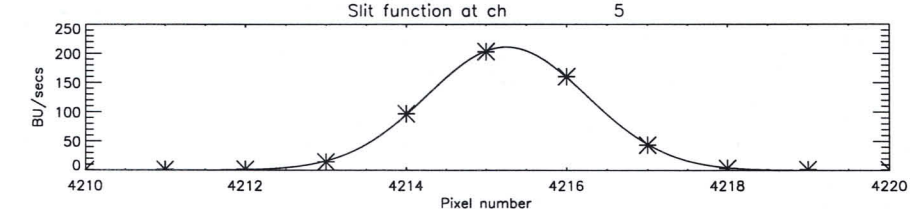
Slit function at ch 5
BU/secs
Pixel number

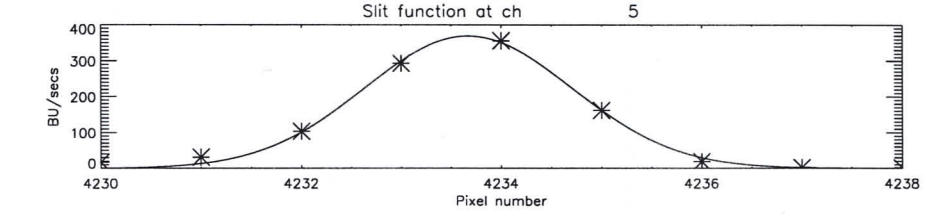
Slit function at ch 5
BU/secs
Pixel number

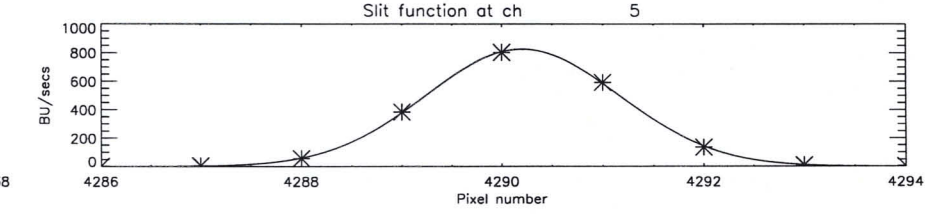
Slit function at ch 5
BU/secs
Pixel number

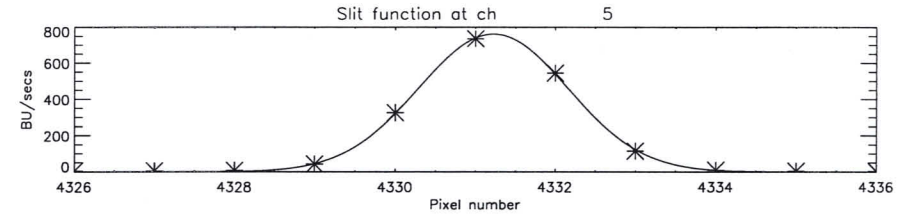
Slit function at ch 5
BU/secs
0
200
400
600
800
4326
4328
4330
4332
4334
4336
Pixel number

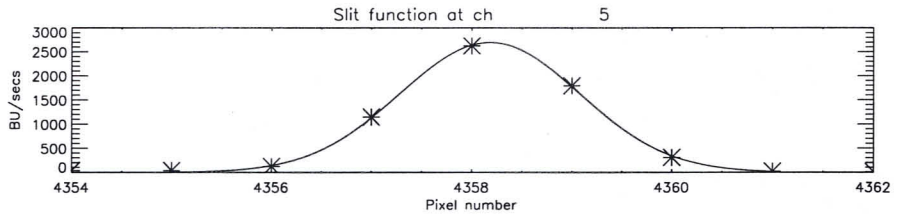
Slit function at ch 5
BU/secs
0
500
1000
1500
2000
2500
3000
4354
4356
4358
4360
4362
Pixel number

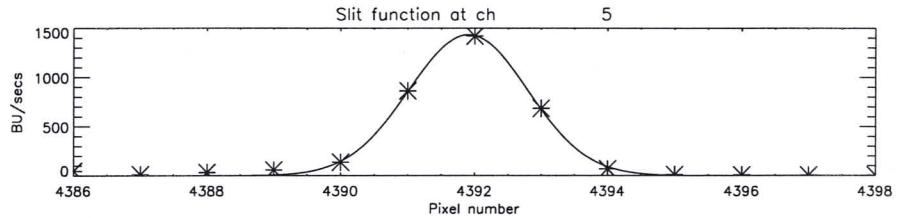
Slit function at ch 5
BU/secs
0
500
1000
1500
4386
4388
4390
4392
4394
4396
4398
Pixel number

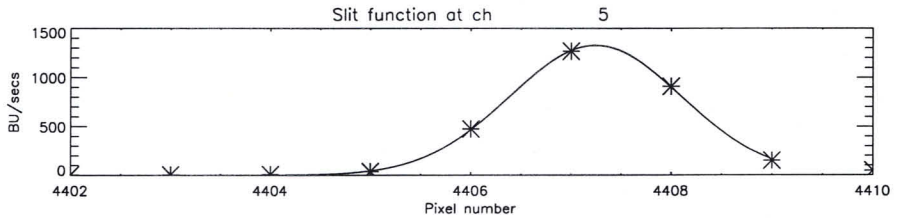
Slit function at ch 5
BU/secs
0
500
1000
1500
4402
4404
4406
4408
4410
Pixel number

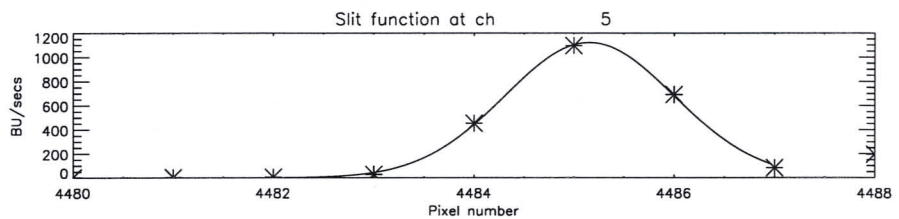
Slit function at ch 5
BU/secs
0
200
400
600
800
1000
1200
4480
4482
4484
4486
4488
Pixel number

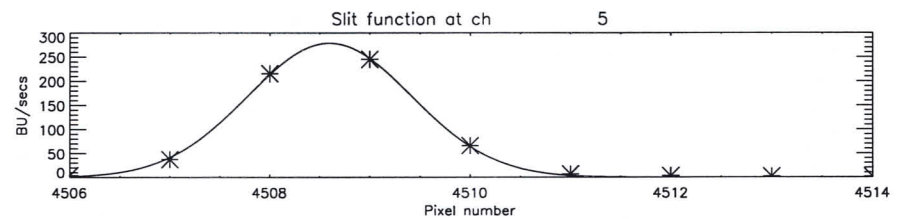
Slit function at ch 5
BU/secs
0
50
100
150
200
250
300
4506
4508
4510
4512
4514
Pixel number

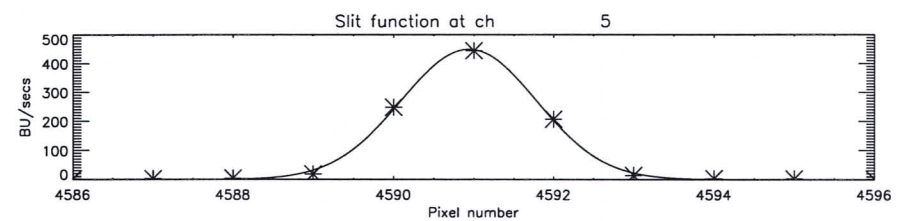
Slit function at ch 5
BU/secs
0
100
200
300
400
500
4586
4588
4590
4592
4594
4596
Pixel number

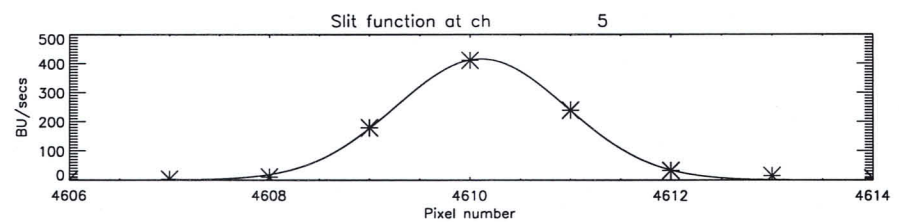
Slit function at ch 5
BU/secs
0
100
200
300
400
500
4606
4608
4610
4612
4614
Pixel number

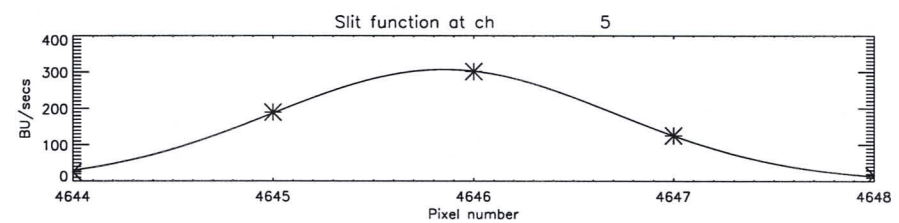
Slit function at ch 5
BU/secs
0
100
200
300
400
4644
4645
4646
4647
4648
Pixel number

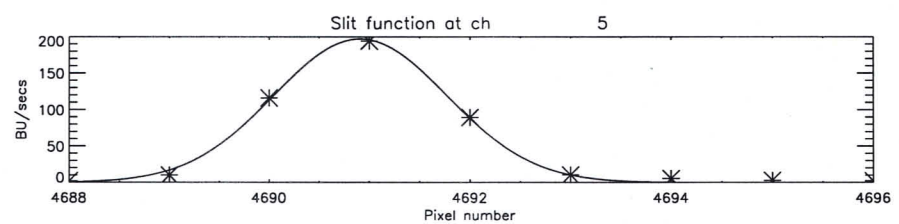
Slit function at ch 5
BU/secs
0
50
100
150
200
4688
4690
4692
4694
4696
Pixel number

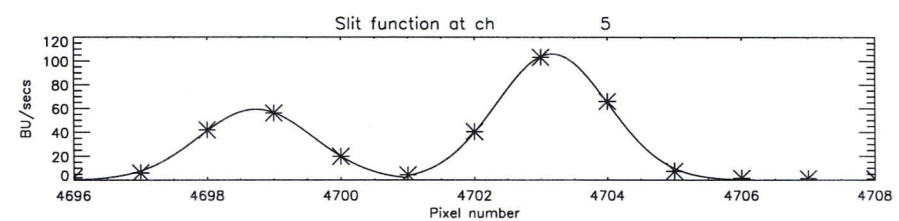
Slit function at ch 5
BU/secs
0
20
40
60
80
100
120
4696
4698
4700
4702
4704
4706
4708
Pixel number

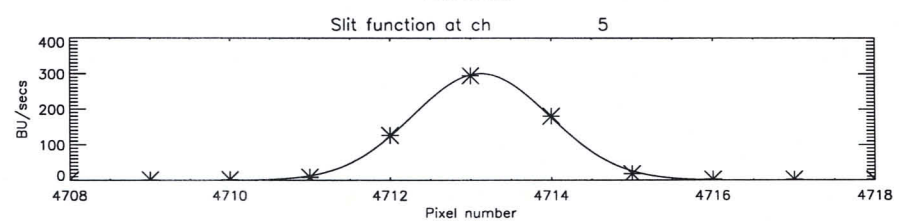
Slit function at ch 5
BU/secs
0
100
200
300
400
4708
4710
4712
4714
4716
4718
Pixel number

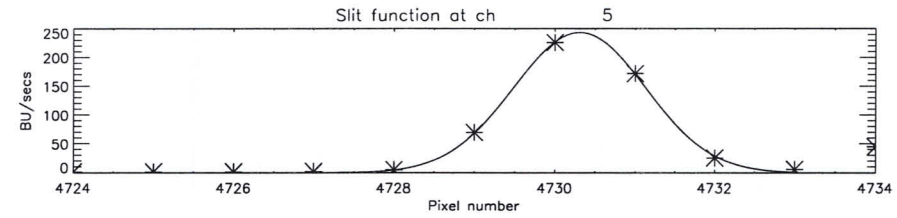
Slit function at ch 5
BU/secs
Pixel number

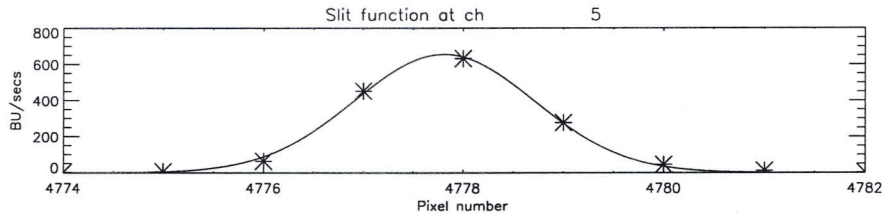
Slit function at ch 5
BU/secs
Pixel number

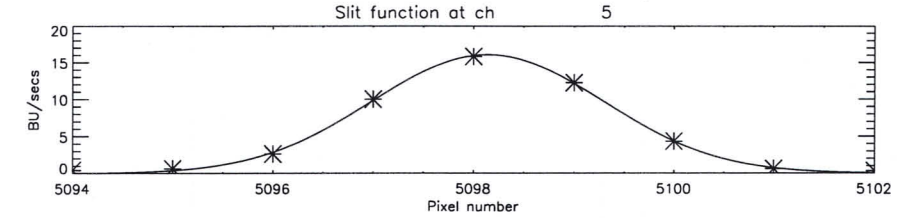
Slit function at ch 5
BU/secs
Pixel number

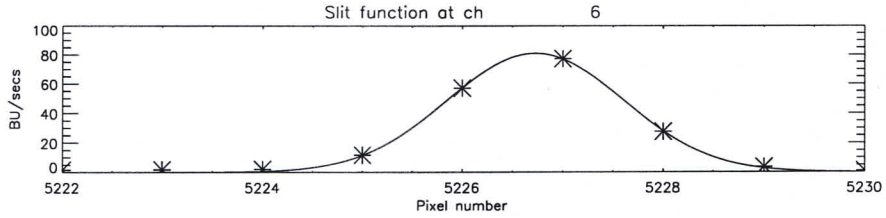
Slit function at ch 6
BU/secs
Pixel number

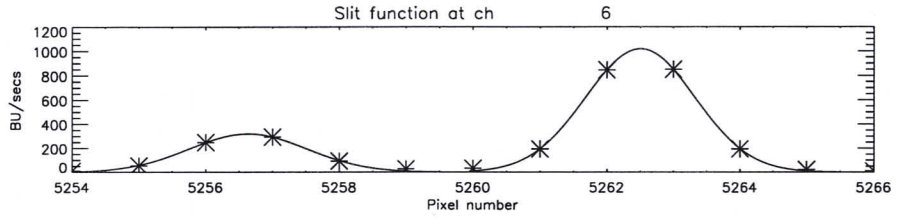
Slit function at ch 6
BU/secs
Pixel number

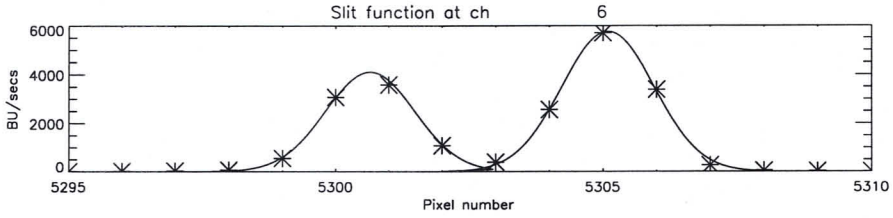
Slit function at ch 6
BU/secs
Pixel number

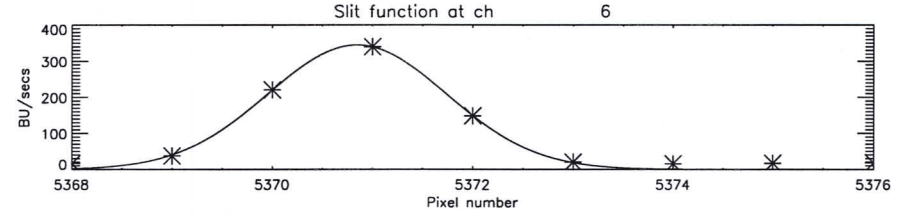
Slit function at ch 6
BU/secs
Pixel number

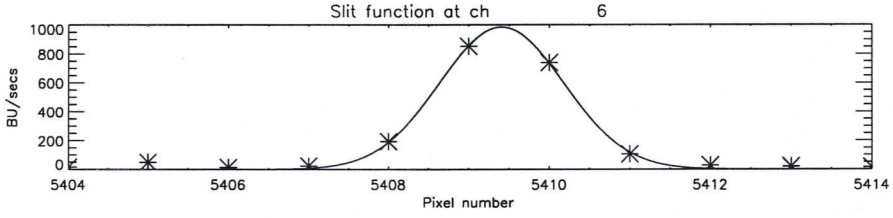
Slit function at ch 6
BU/secs
Pixel number

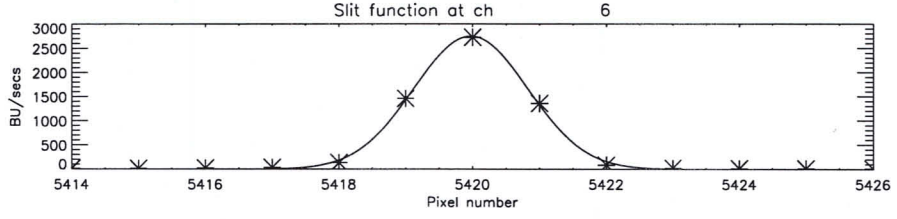
Slit function at ch 6
BU/secs
Pixel number

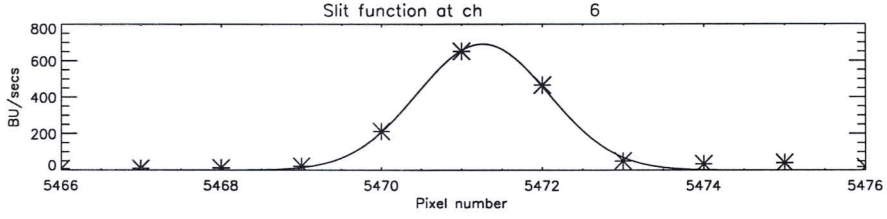
Slit function at ch 6
BU/secs
Pixel number

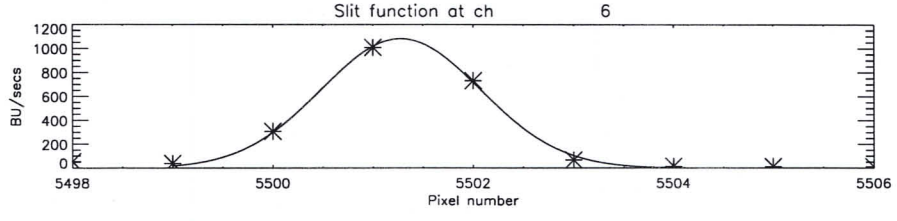
Slit function at ch 6
BU/secs
Pixel number

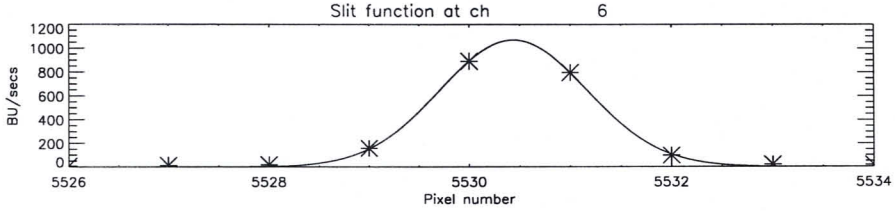
Slit function at ch 6
BU/secs
Pixel number

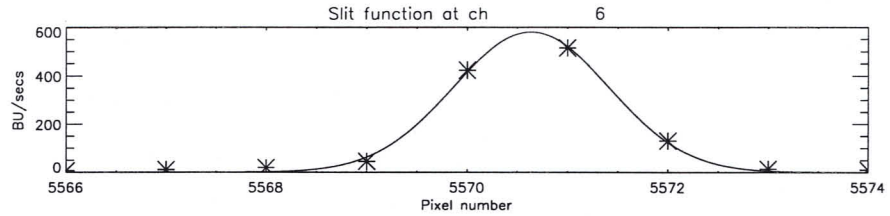
Slit function at ch 6
BU/secs
Pixel number

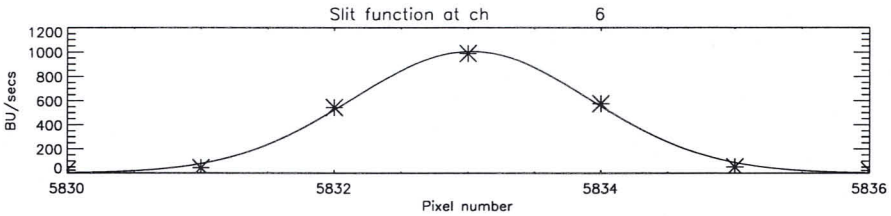
Slit function at ch 6
BU/secs
Pixel number

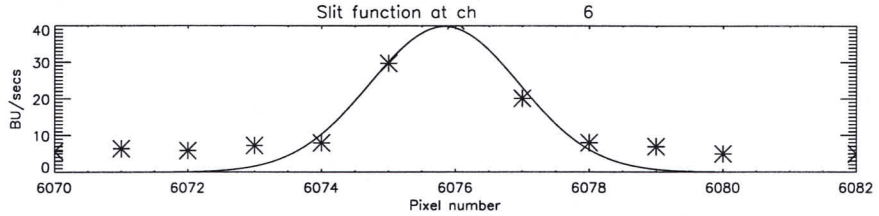
Slit function at ch 6
BU/secs
Pixel number

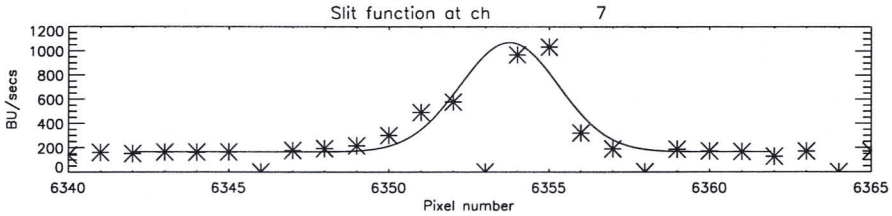
Slit function at ch 7
BU/secs
Pixel number

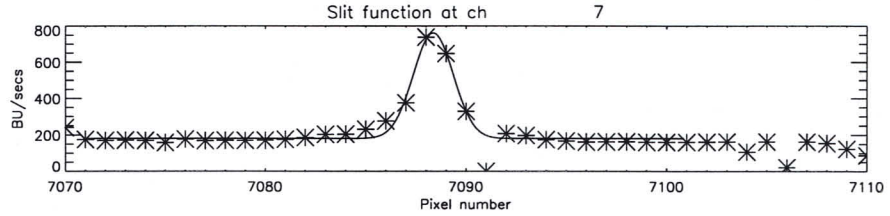
Slit function at ch 7
BU/secs
Pixel number

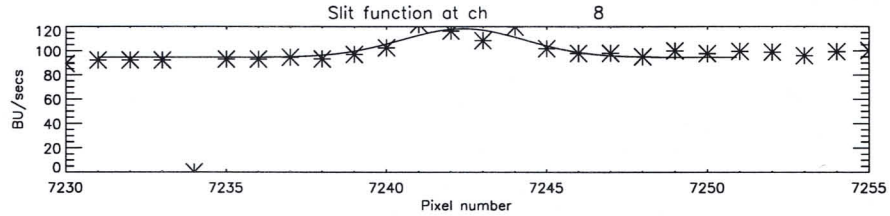
Slit function at ch 8
BU/secs
Pixel number

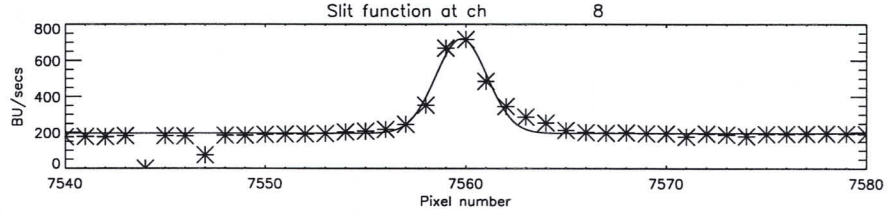
Slit function at ch 8
BU/secs
Pixel number

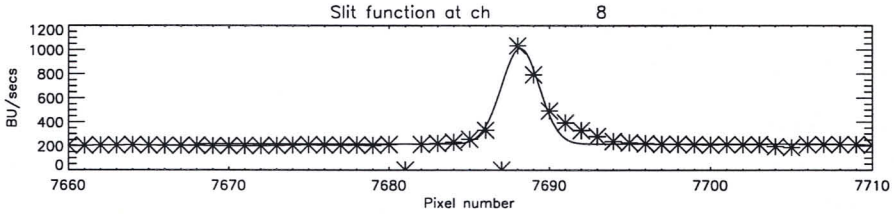
Slit function at ch 8
BU/secs
Pixel number

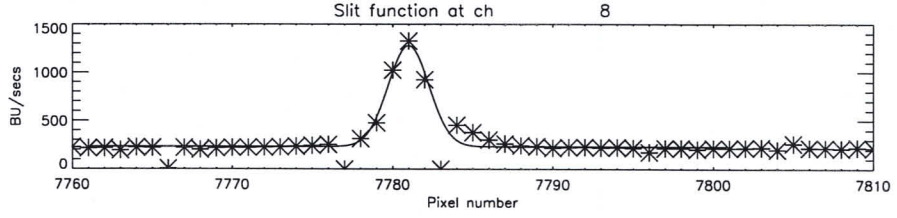
Slit function at ch 8
BU/secs
Pixel number

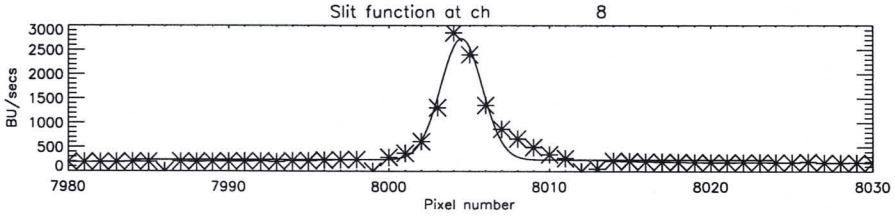
Slit function at ch 8
BU/secs
Pixel number

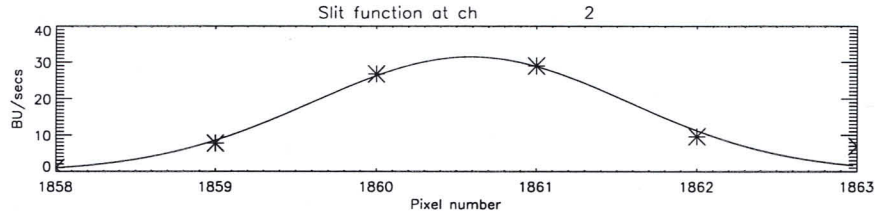
Slit function at ch 2
BU/secs
Pixel number

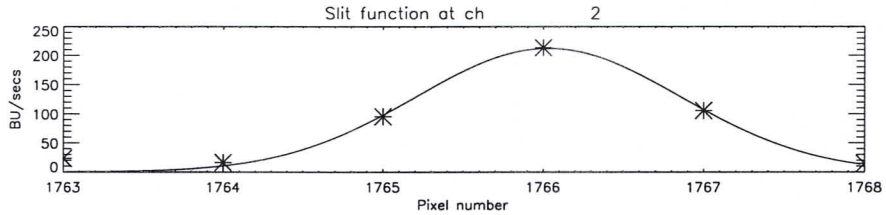
Slit function at ch 2
BU/secs
Pixel number

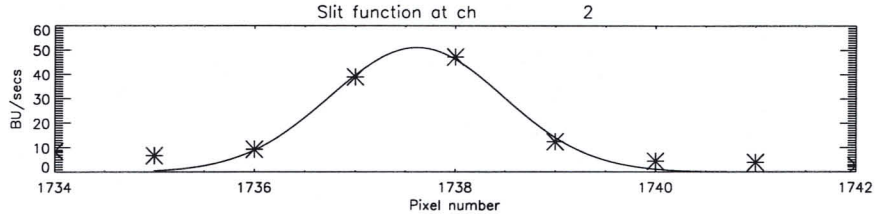
Slit function at ch 2
BU/secs
Pixel number

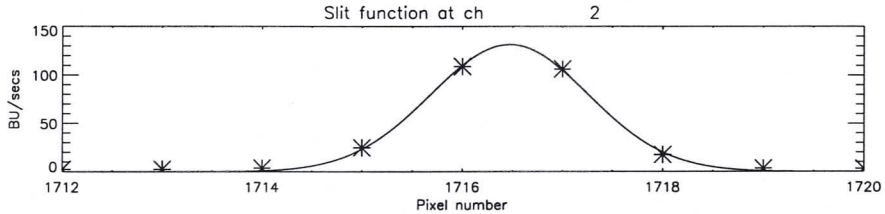
Slit function at ch 2
BU/secs
Pixel number

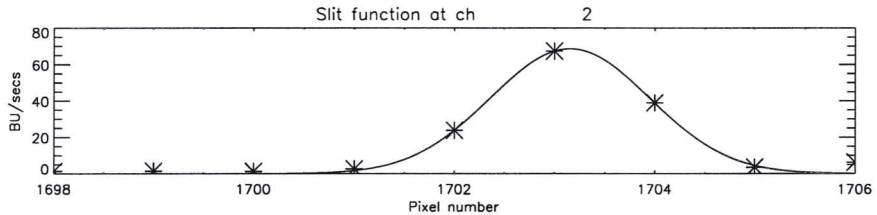
Slit function at ch 2
BU/secs
Pixel number

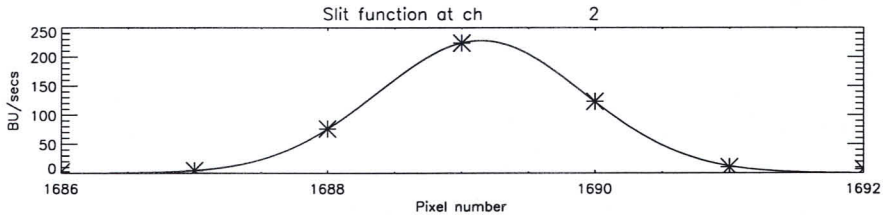
Slit function at ch 2
BU/secs
Pixel number

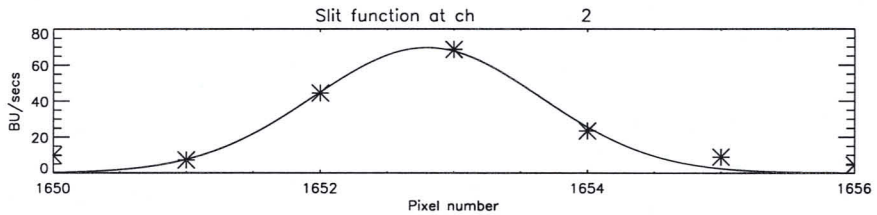
Slit function at ch 2
BU/secs
Pixel number

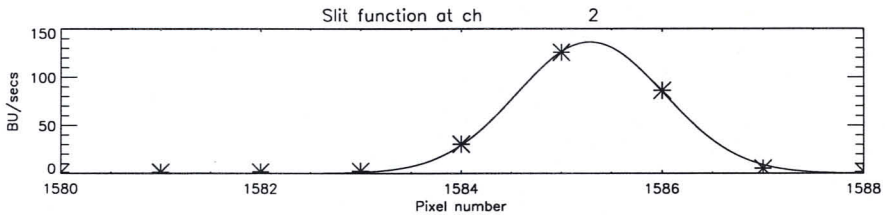
Slit function at ch 2
BU/secs
Pixel number

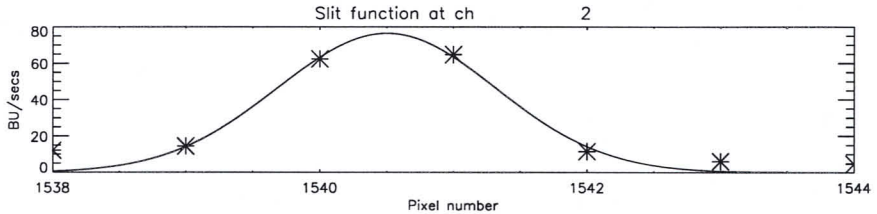
Slit function at ch 2
BU/secs
Pixel number

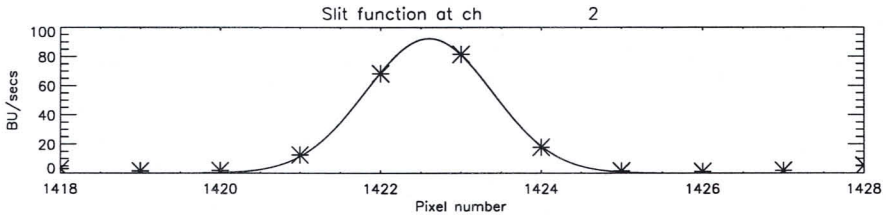
Slit function at ch 2
BU/secs
Pixel number

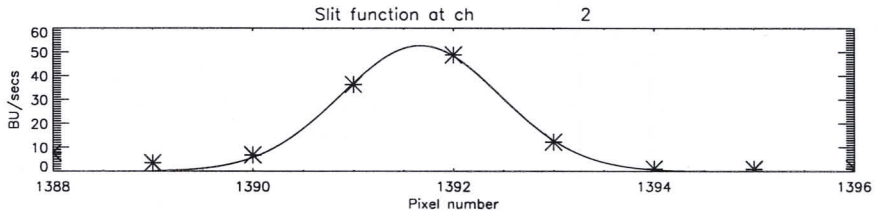
Slit function at ch 2
BU/secs
Pixel number

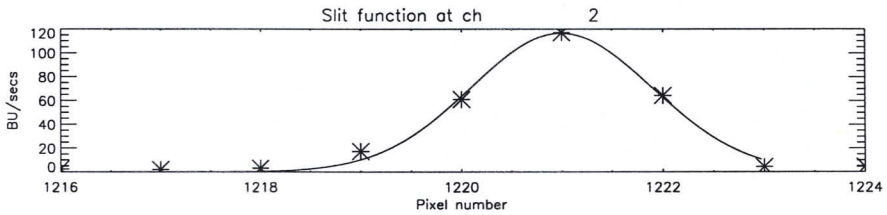
Slit function at ch 2
BU/secs
Pixel number

Gauss fit s-pol

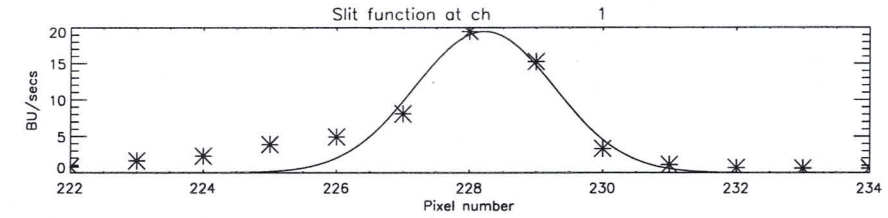

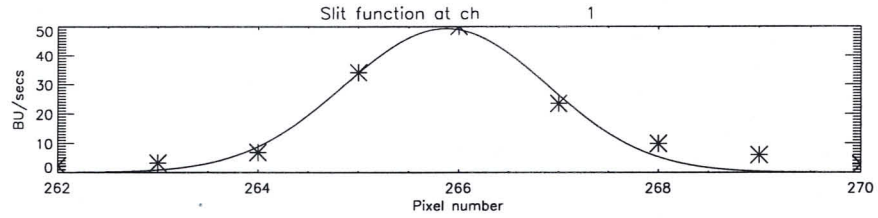

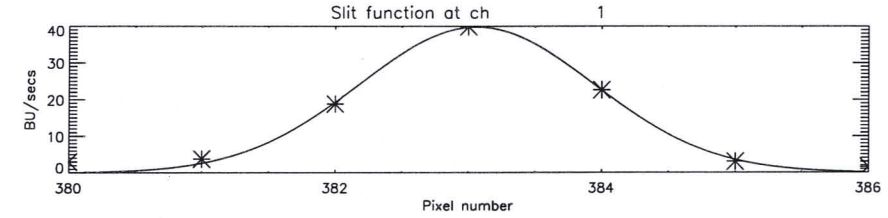

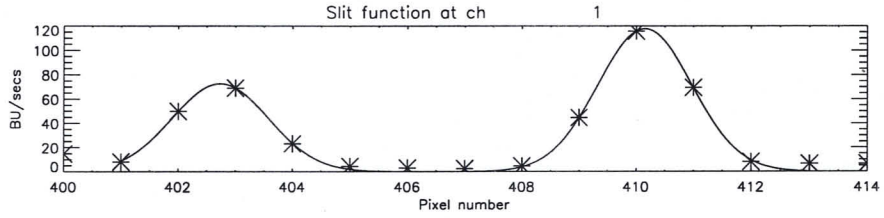

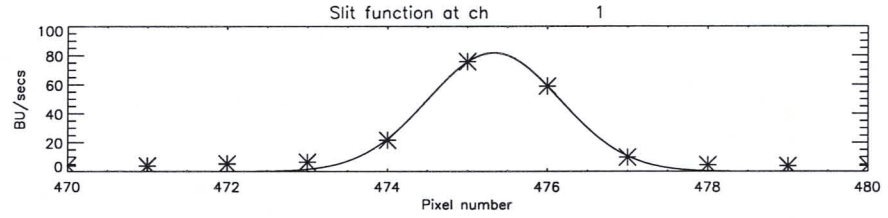

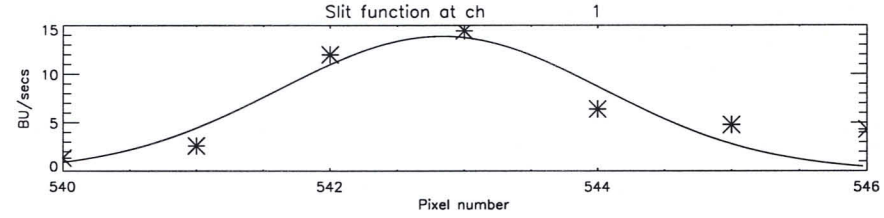

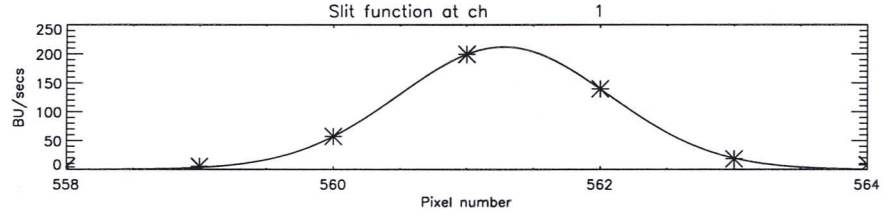

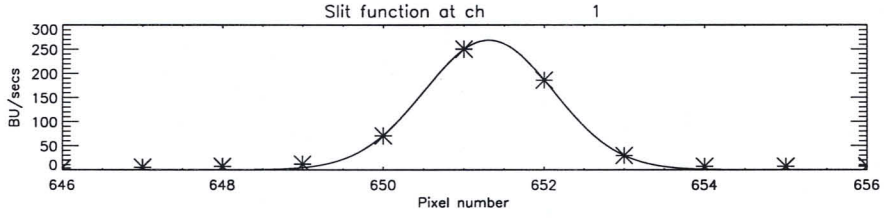

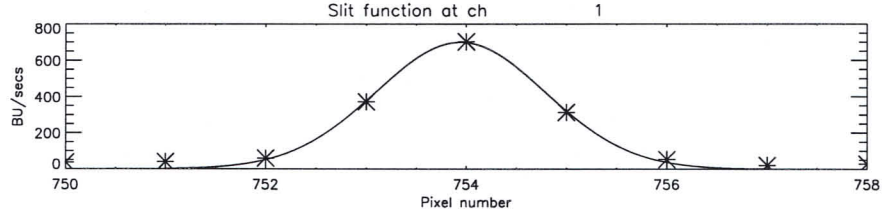

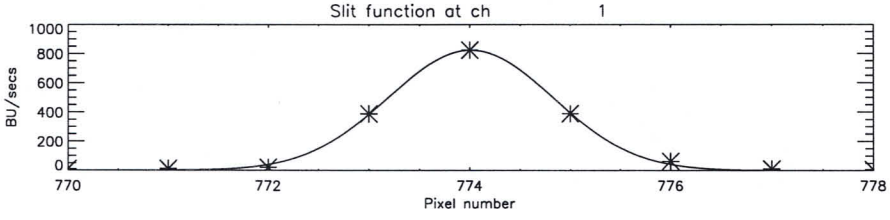

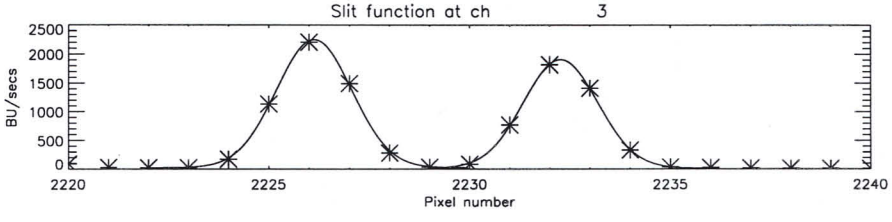

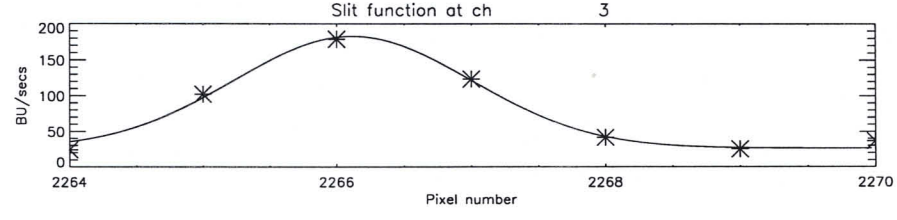

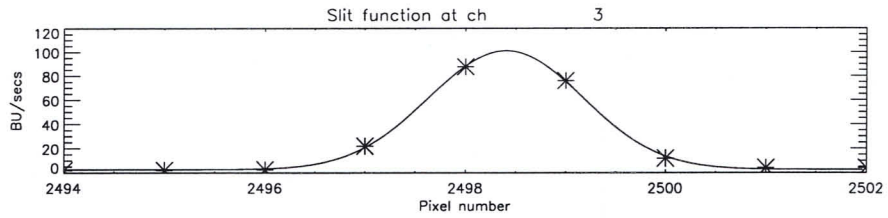
Slit function at ch 3
BU/secs
Pixel number

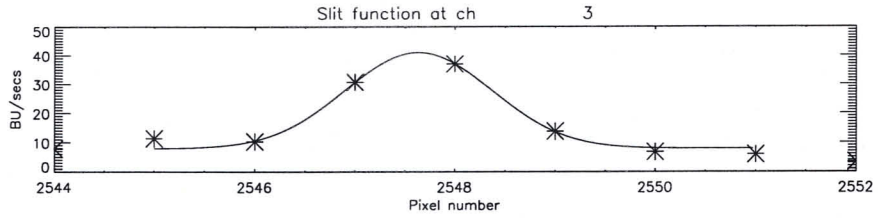
Slit function at ch 3
BU/secs
Pixel number

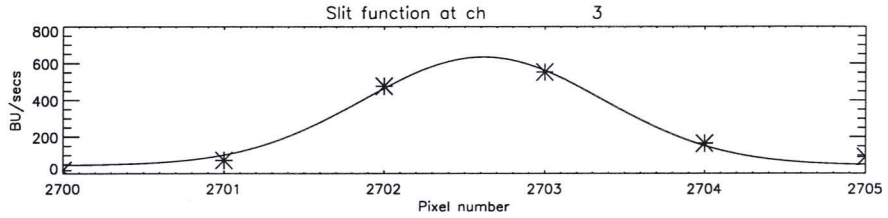
Slit function at ch 3
BU/secs
Pixel number

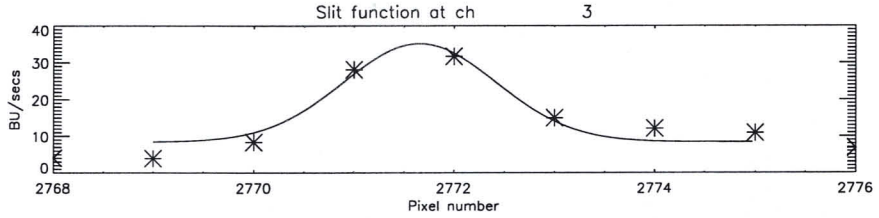
Slit function at ch 3
BU/secs
Pixel number

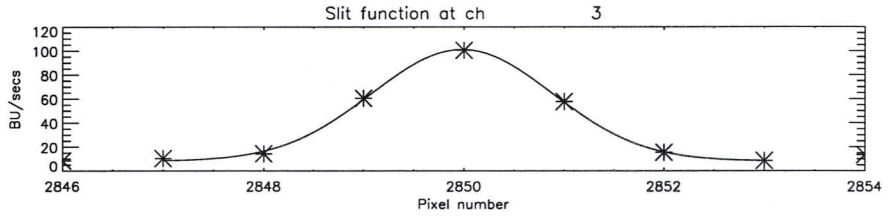
Slit function at ch 3
BU/secs
Pixel number

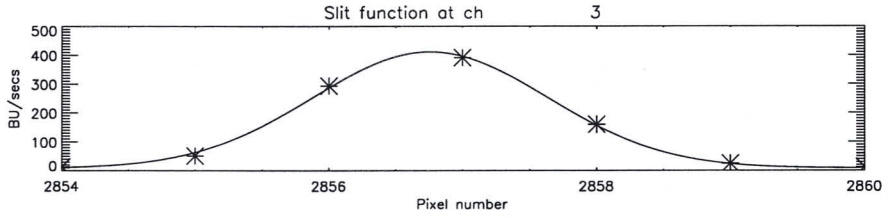
Slit function at ch 3
BU/secs
Pixel number

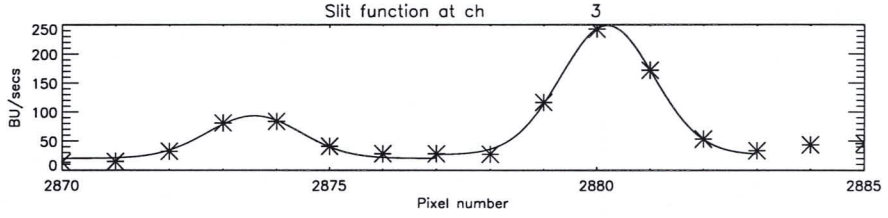
Slit function at ch 3
BU/secs
Pixel number

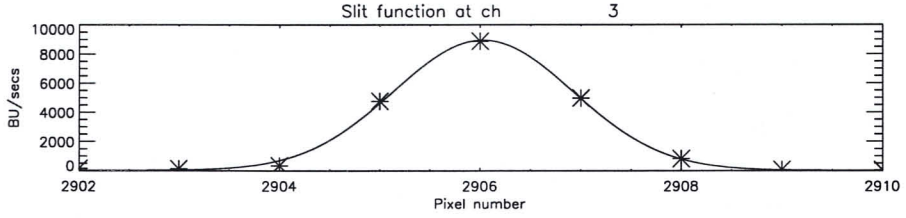
Slit function at ch 3
BU/secs
Pixel number

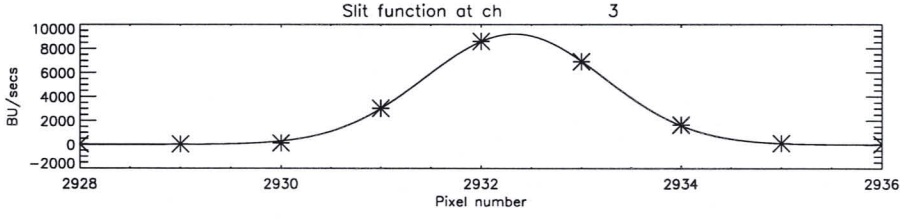
Slit function at ch 3
BU/secs
Pixel number

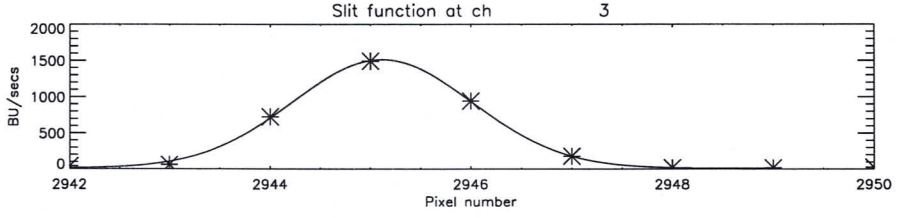
Slit function at ch 3
BU/secs
Pixel number

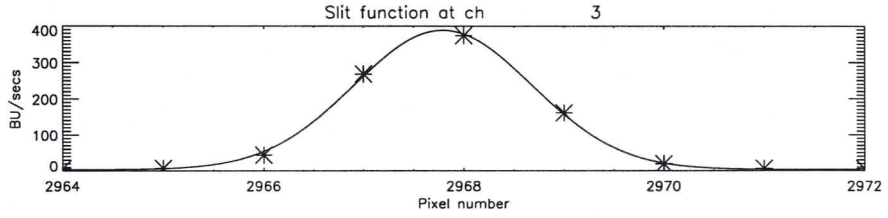
Slit function at ch 3
BU/secs
Pixel number

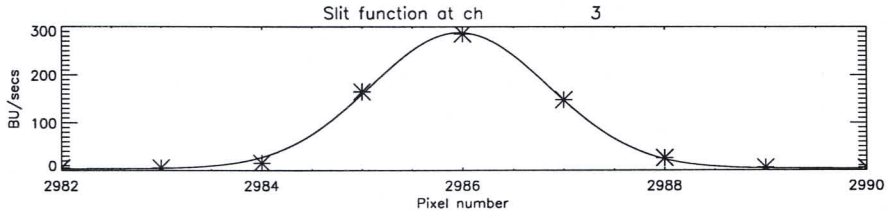
Slit function at ch 3
BU/secs
Pixel number

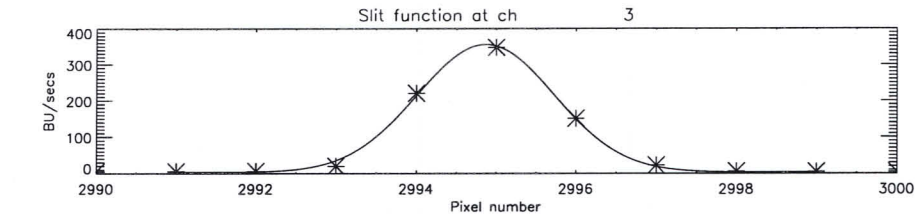
Slit function at ch 3
BU/secs
Pixel number

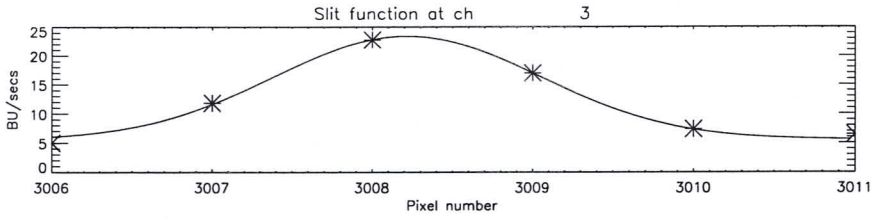
Slit function at ch 3
BU/secs
Pixel number

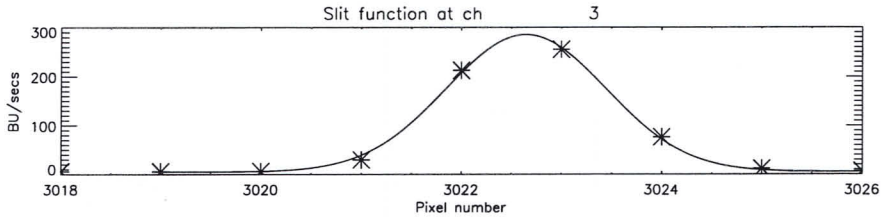
Slit function at ch 3
BU/secs
Pixel number

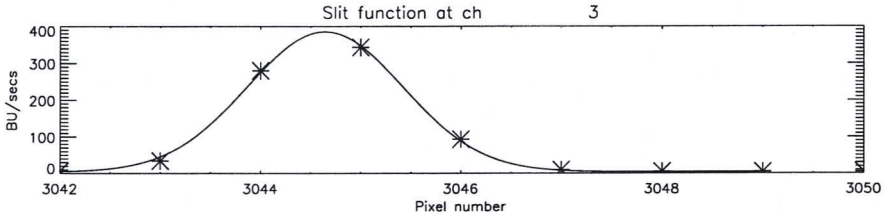
Slit function at ch 3
BU/secs
Pixel number

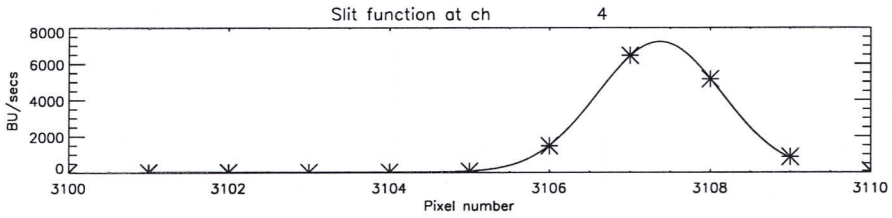
Slit function at ch 4
BU/secs
Pixel number

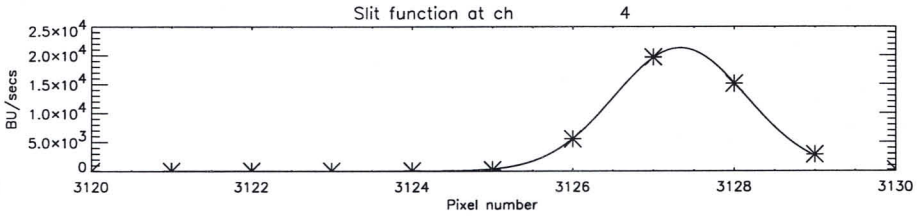
Slit function at ch 4
BU/secs
Pixel number

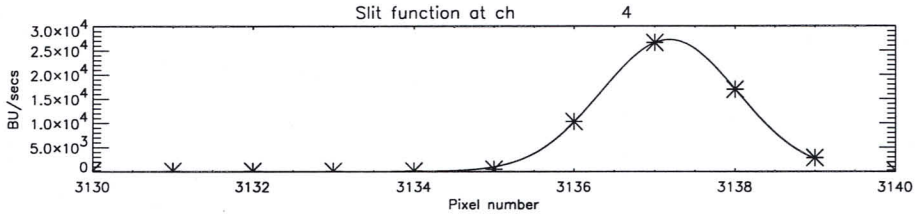
Slit function at ch 4
BU/secs
Pixel number

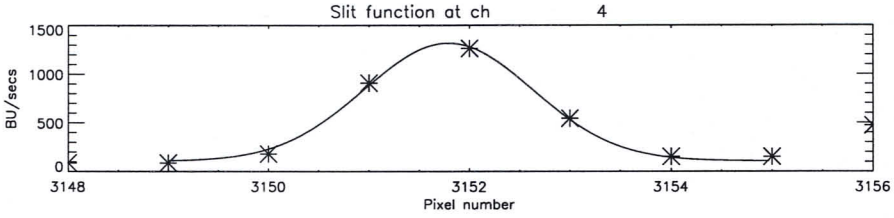
Slit function at ch 4
BU/secs
Pixel number

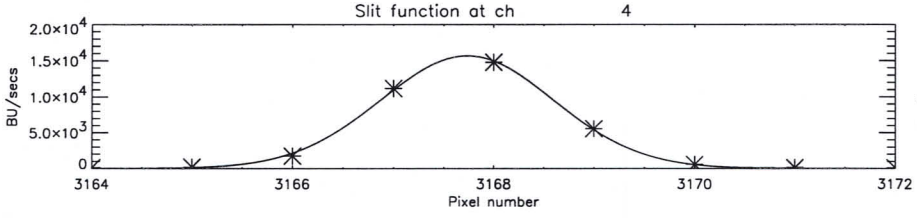
Slit function at ch 4
BU/secs
Pixel number

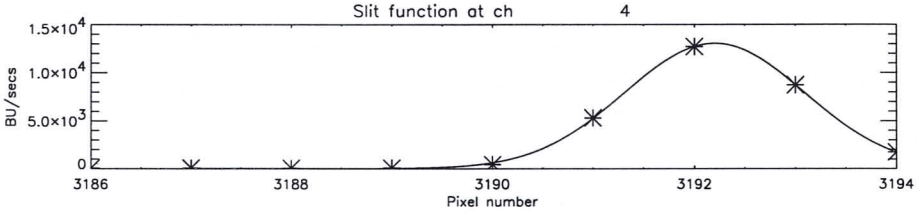
Slit function at ch 4
BU/secs
Pixel number

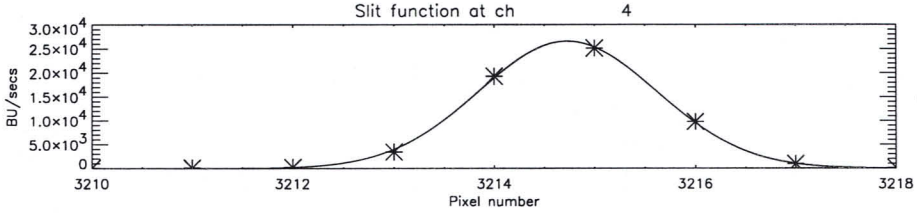
Slit function at ch 4
BU/secs
Pixel number

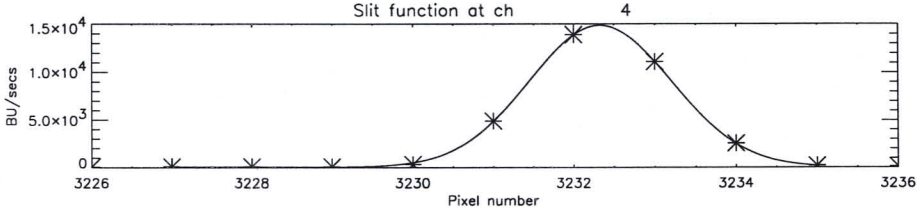
Slit function at ch 4
BU/secs
Pixel number

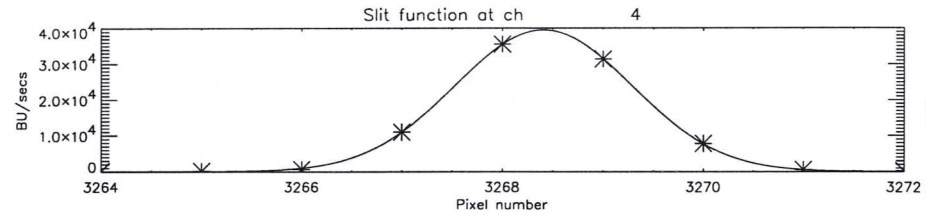
Slit function at ch 4
BU/secs
Pixel number

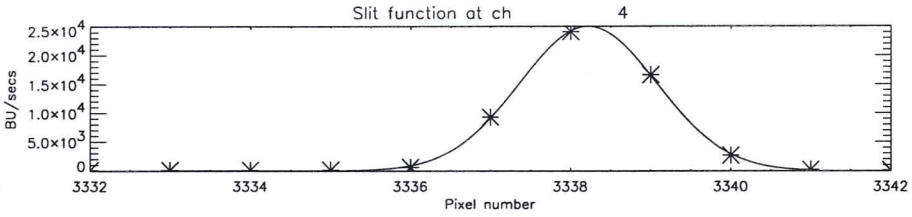
Slit function at ch 4
BU/secs
Pixel number

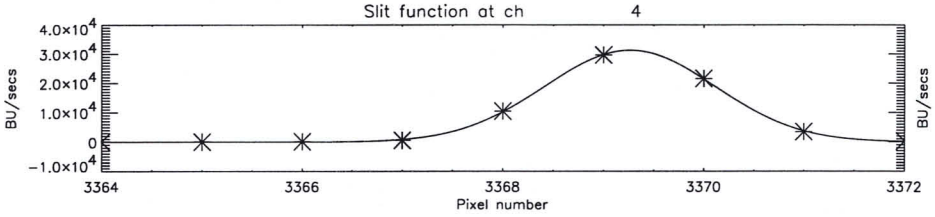
Slit function at ch 4
BU/secs
Pixel number

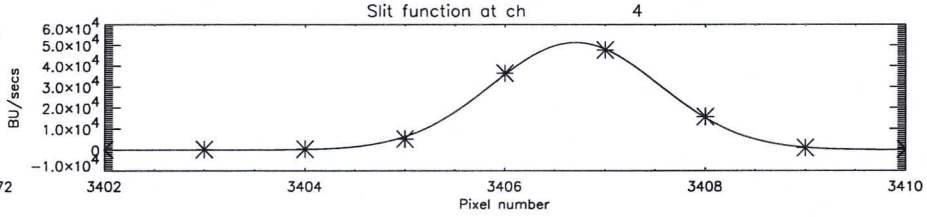
Slit function at ch 4
BU/secs
Pixel number

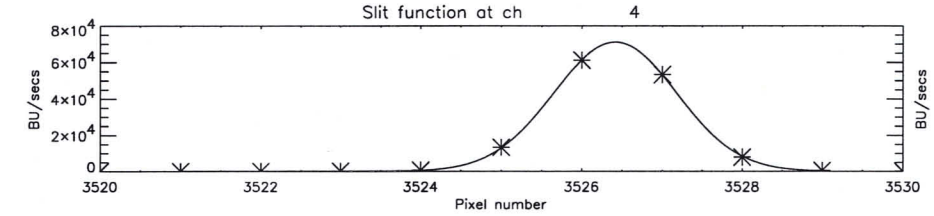
Slit function at ch 4
BU/secs
Pixel number

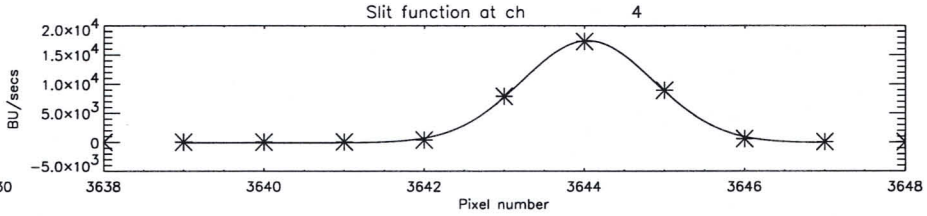
Slit function at ch 4
BU/secs
Pixel number

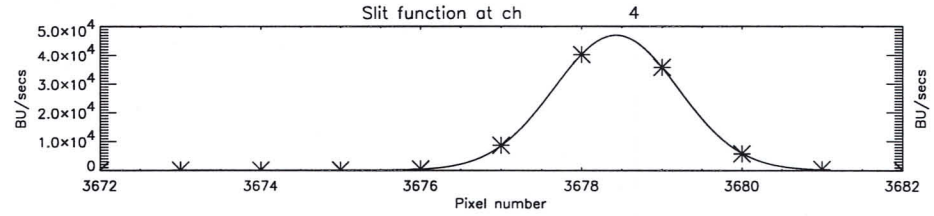
Slit function at ch 4
BU/secs
Pixel number

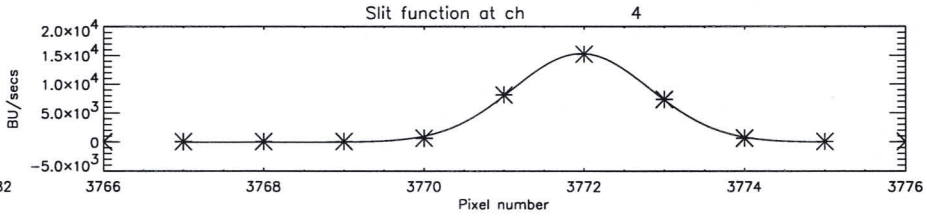
Slit function at ch 4
BU/secs
Pixel number

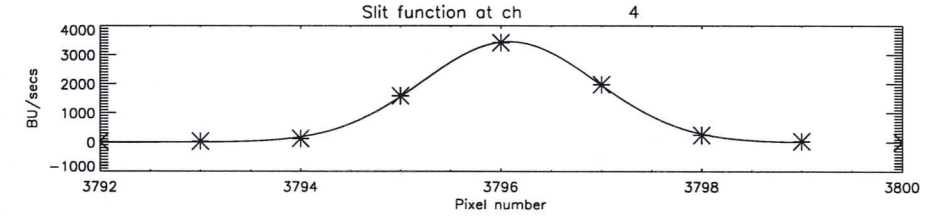
Slit function at ch 4
BU/secs
Pixel number

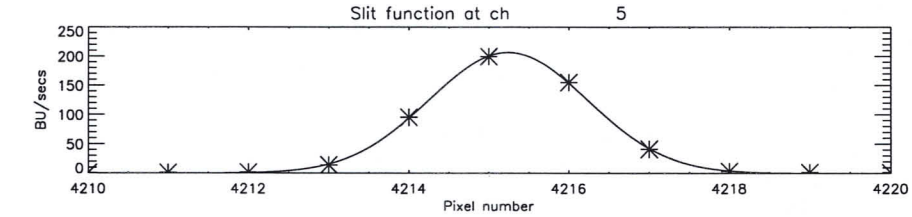
Slit function at ch 5
BU/secs
Pixel number

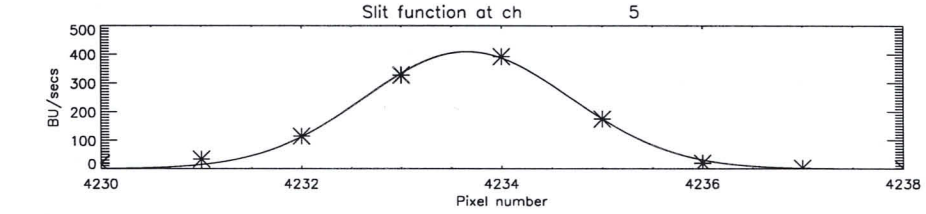
Slit function at ch 5
BU/secs
Pixel number

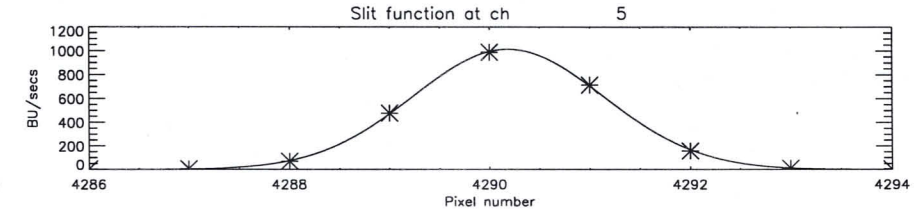
Slit function at ch 5
BU/secs
Pixel number

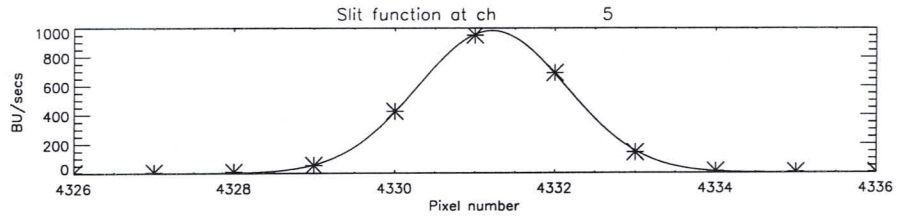
Slit function at ch 5
BU/secs
Pixel number

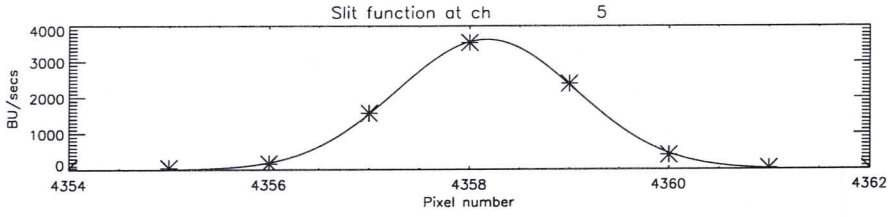
Slit function at ch 5
BU/secs
Pixel number

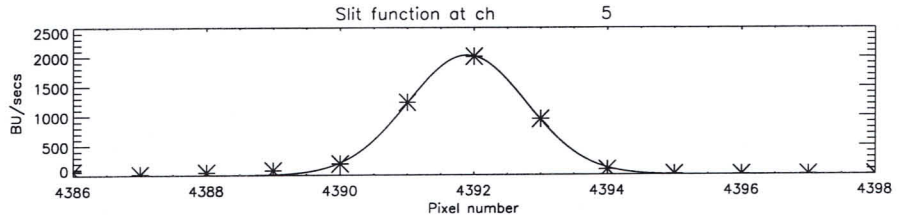
Slit function at ch 5
BU/secs
Pixel number

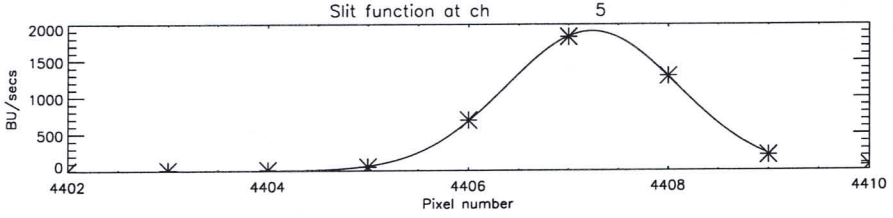
Slit function at ch 5
BU/secs
Pixel number

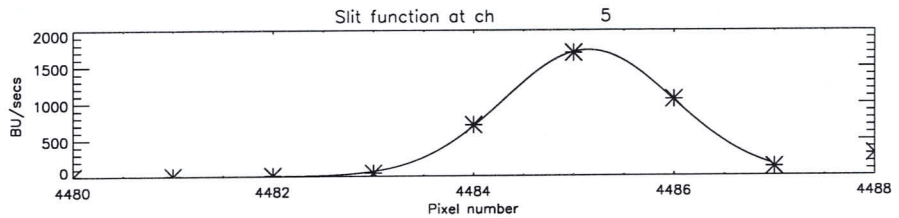
Slit function at ch 5
BU/secs
Pixel number

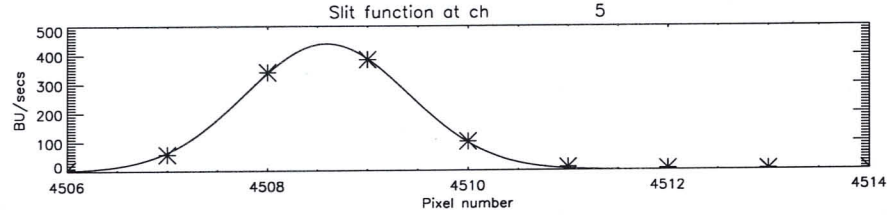
Slit function at ch 5
BU/secs
Pixel number

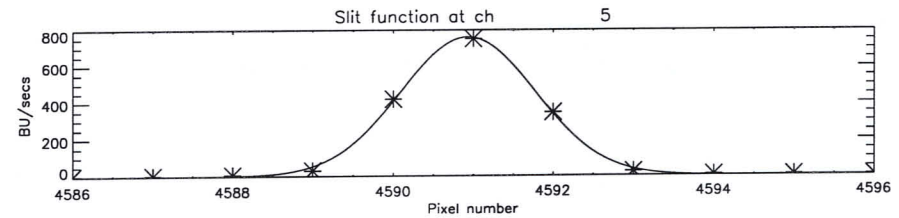
Slit function at ch 5
BU/secs
Pixel number

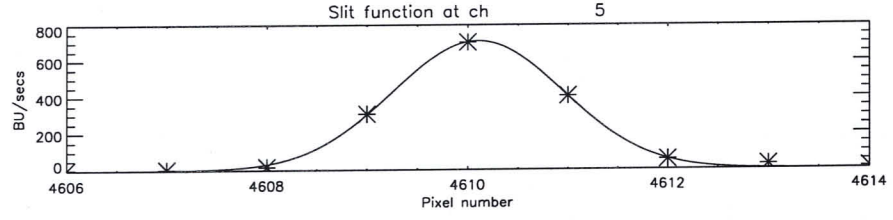
Slit function at ch 5
BU/secs
Pixel number

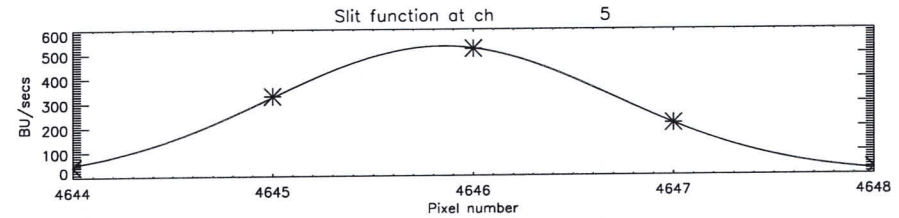
Slit function at ch 5
BU/secs
Pixel number

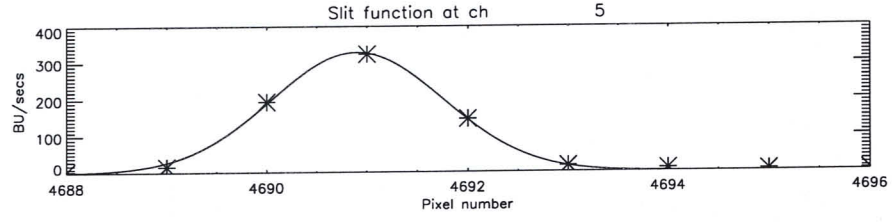
Slit function at ch 5
BU/secs
Pixel number

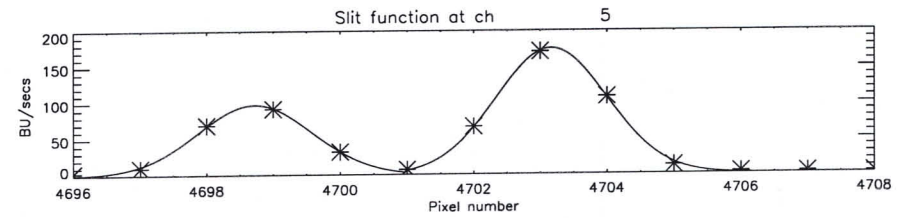
Slit function at ch 5
BU/secs
Pixel number

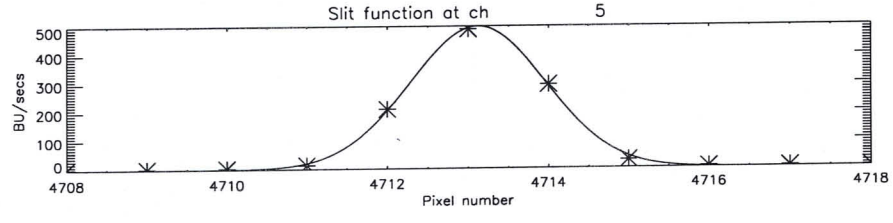
Slit function at ch 5
BU/secs
Pixel number

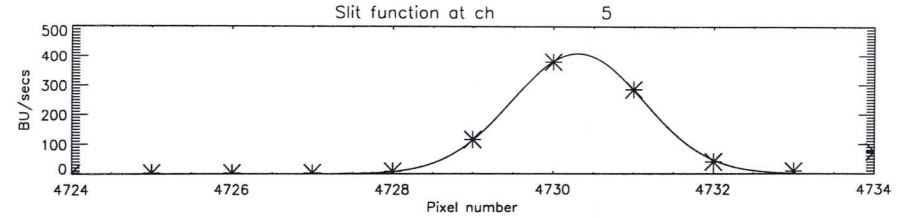
Slit function at ch 5
BU/secs
0
100
200
300
400
500
4724
4726
4728
4730
4732
4734
Pixel number

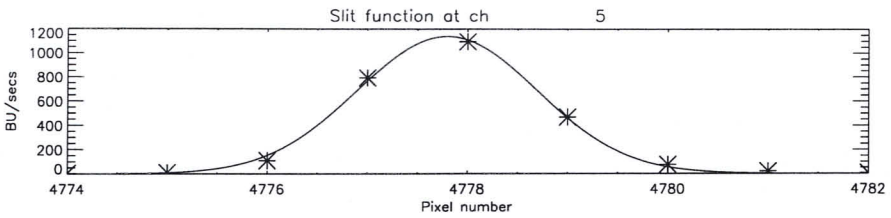
Slit function at ch 5
BU/secs
0
200
400
600
800
1000
1200
4774
4776
4778
4780
4782
Pixel number

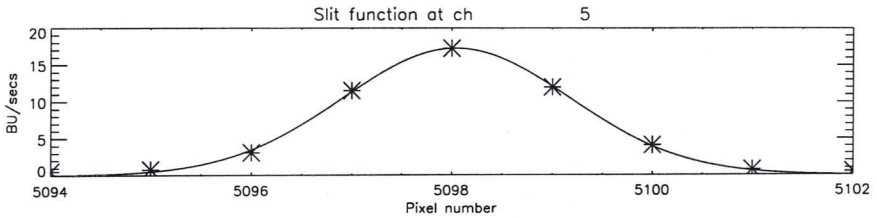
Slit function at ch 5
BU/secs
0
5
10
15
20
5094
5096
5098
5100
5102
Pixel number

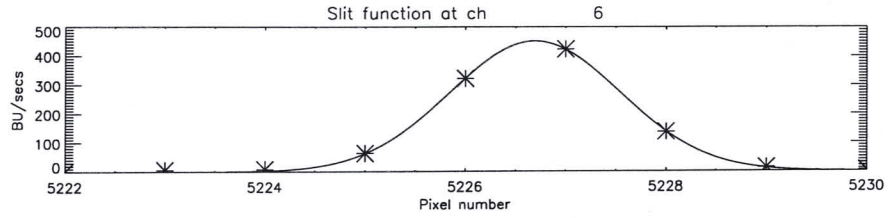
Slit function at ch 6
BU/secs
0
100
200
300
400
500
5222
5224
5226
5228
5230
Pixel number

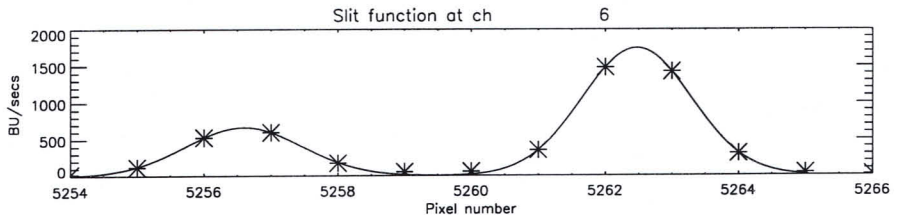
Slit function at ch 6
BU/secs
0
500
1000
1500
2000
5254
5256
5258
5260
5262
5264
5266
Pixel number

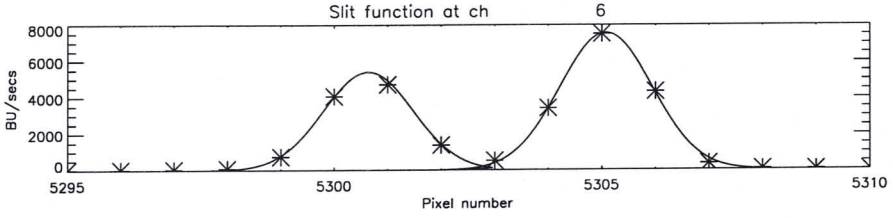
Slit function at ch 6
BU/secs
0
2000
4000
6000
8000
5295
5300
5305
5310
Pixel number

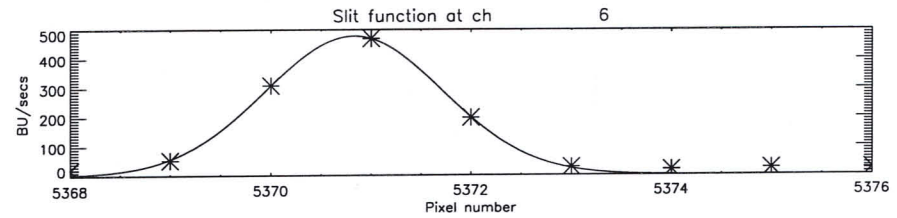
Slit function at ch 6
BU/secs
0
100
200
300
400
500
5368
5370
5372
5374
5376
Pixel number

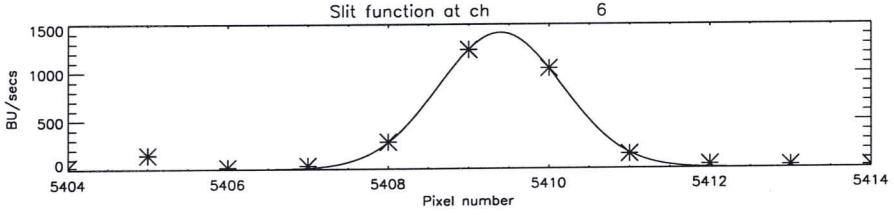
Slit function at ch 6
BU/secs
0
500
1000
1500
5404
5406
5408
5410
5412
5414
Pixel number

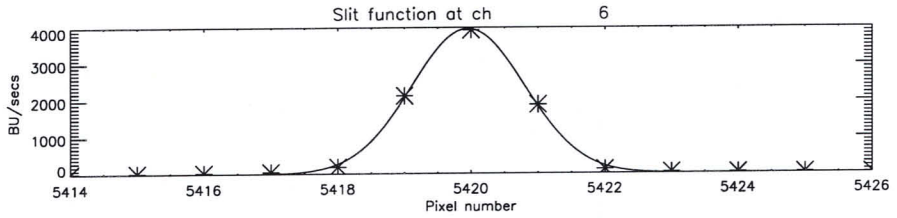
Slit function at ch 6
BU/secs
0
1000
2000
3000
4000
5414
5416
5418
5420
5422
5424
5426
Pixel number

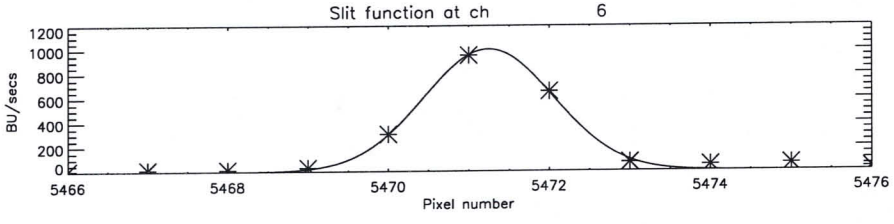
Slit function at ch 6
BU/secs
0
200
400
600
800
1000
1200
5466
5468
5470
5472
5474
5476
Pixel number

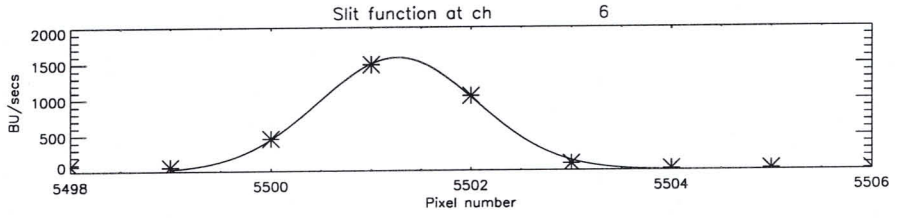
Slit function at ch 6
BU/secs
0
500
1000
1500
2000
5498
5500
5502
5504
5506
Pixel number

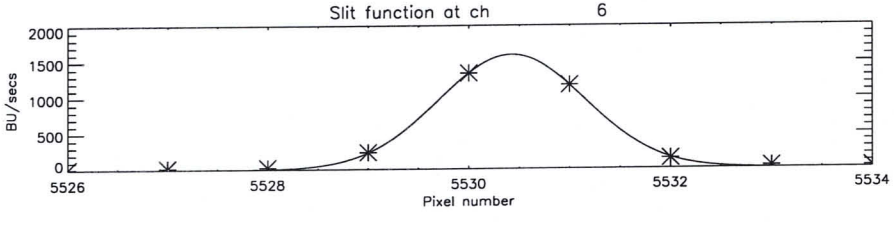
Slit function at ch 6
BU/secs
0
500
1000
1500
2000
5526
5528
5530
5532
5534
Pixel number

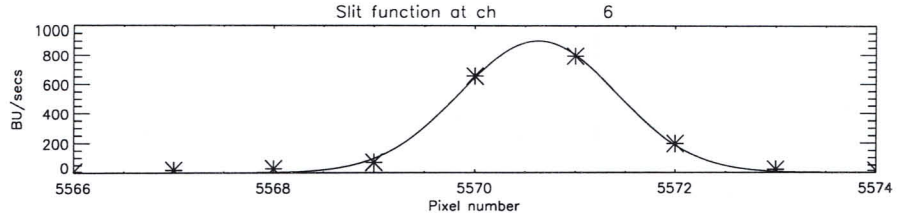
Slit function at ch 6
BU/secs
Pixel number

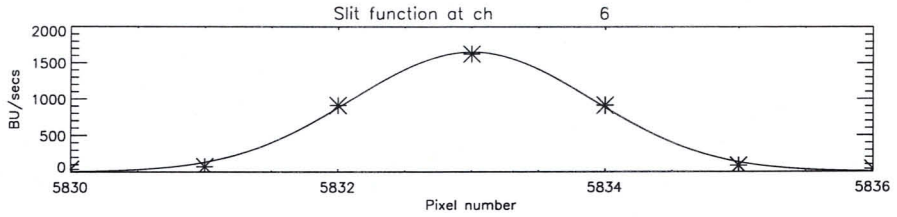
Slit function at ch 6
BU/secs
Pixel number

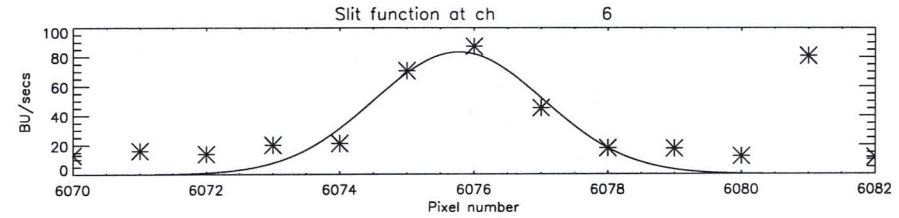
Slit function at ch 6
BU/secs
Pixel number

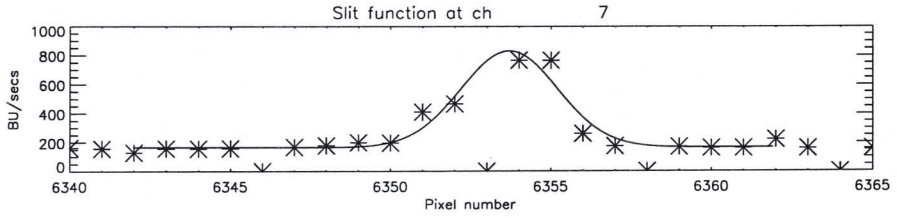
Slit function at ch 7
BU/secs
Pixel number

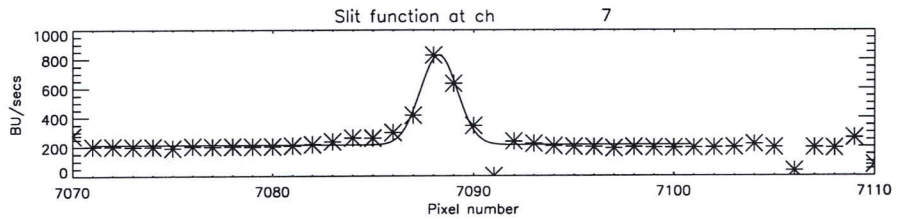
Slit function at ch 7
BU/secs
Pixel number

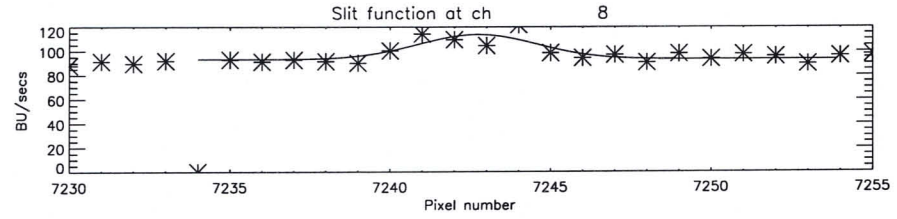
Slit function at ch 8
BU/secs
Pixel number

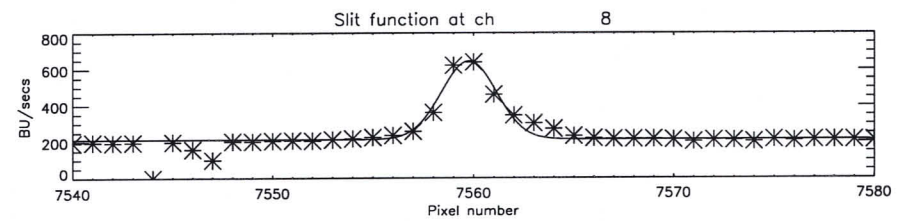
Slit function at ch 8
BU/secs
Pixel number

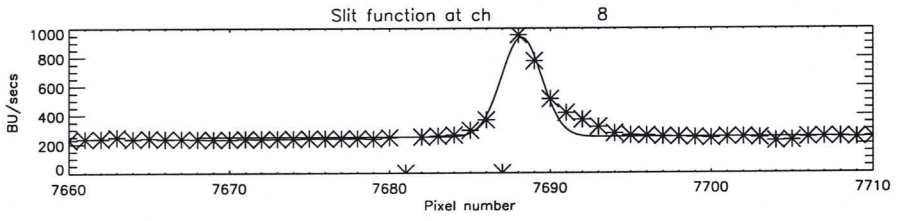
Slit function at ch 8
BU/secs
Pixel number

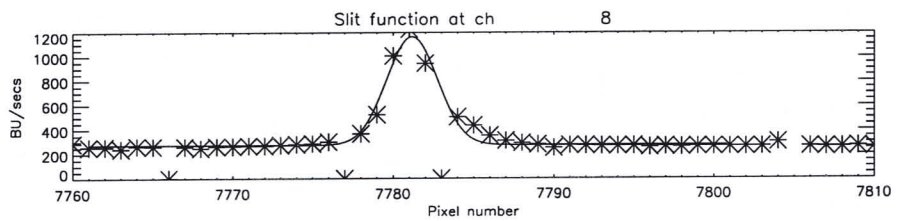
Slit function at ch 8
BU/secs
Pixel number

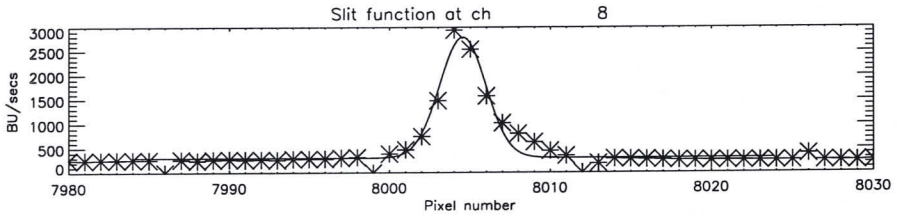
Slit function at ch 8
BU/secs
Pixel number

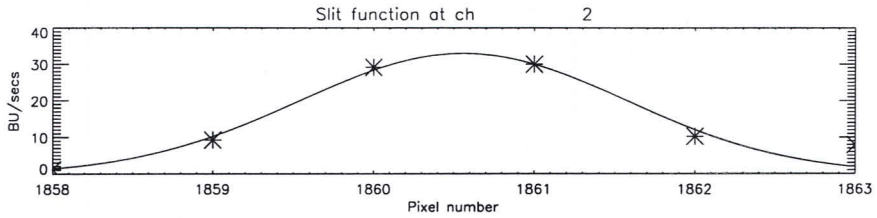
Slit function at ch 2
BU/secs
Pixel number

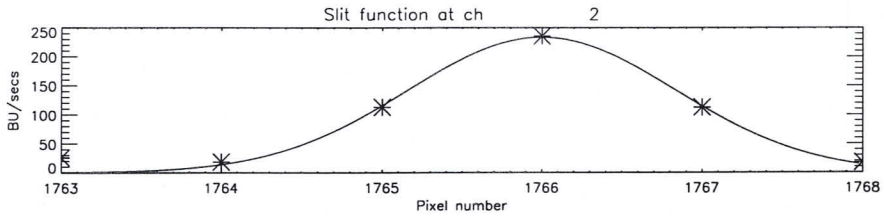
Slit function at ch 2
BU/secs
Pixel number

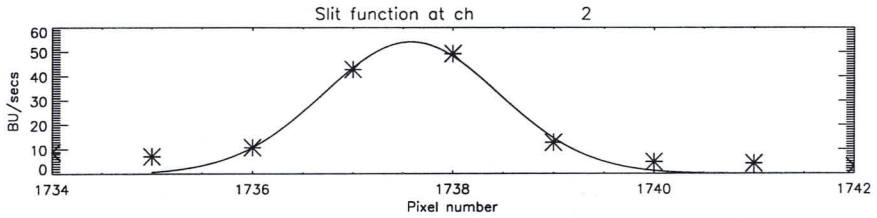
Slit function at ch 2
BU/secs
Pixel number

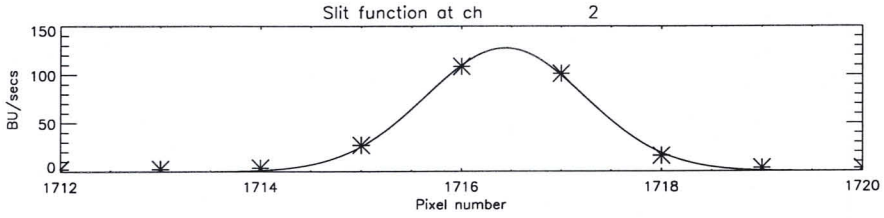
Slit function at ch 2
BU/secs
Pixel number

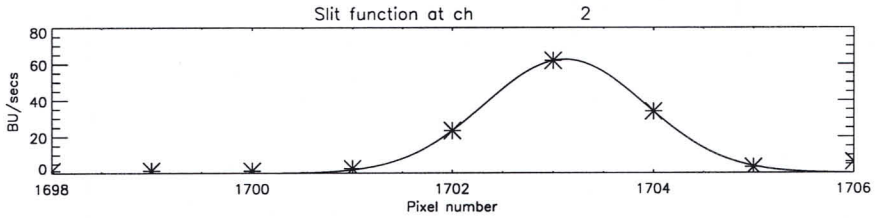
Slit function at ch 2
BU/secs
Pixel number

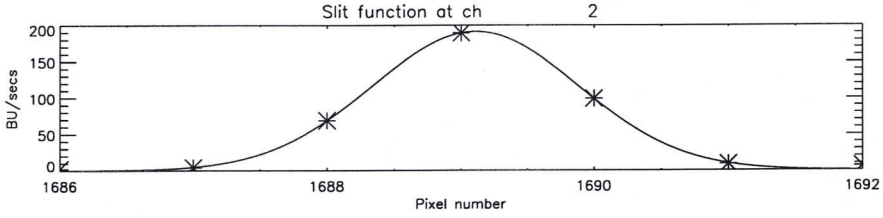
Slit function at ch 2
BU/secs
Pixel number

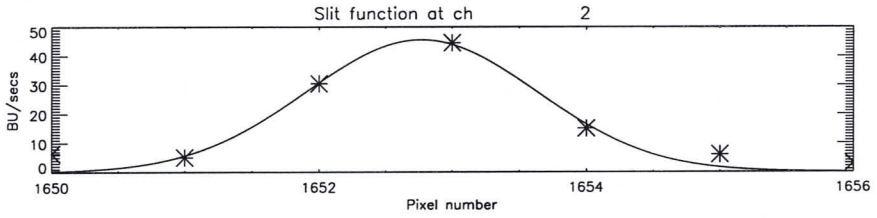
Slit function at ch 2
BU/secs
Pixel number

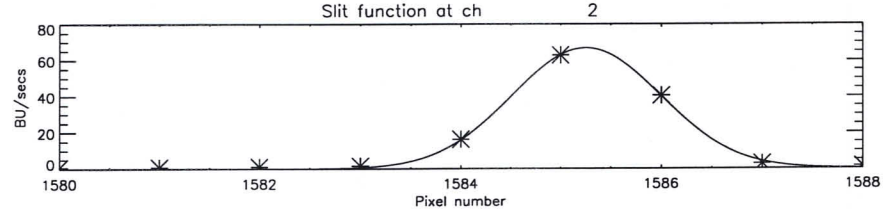
Slit function at ch 2
BU/secs
Pixel number

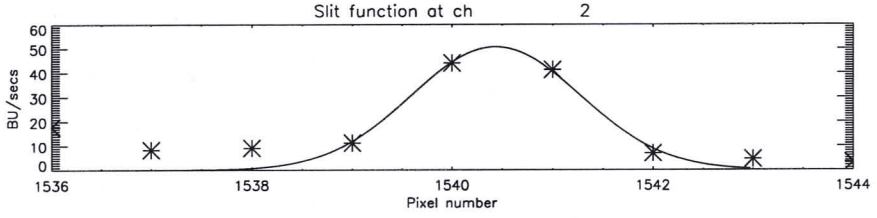
Slit function at ch 2
BU/secs
Pixel number

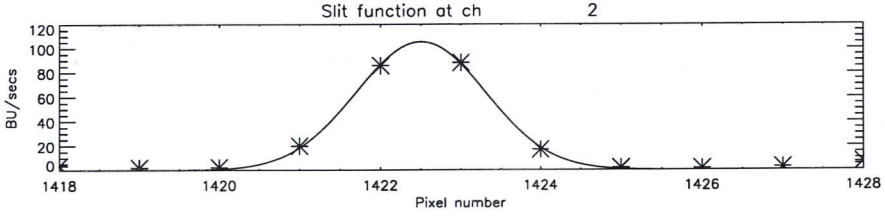
Slit function at ch 2
BU/secs
Pixel number

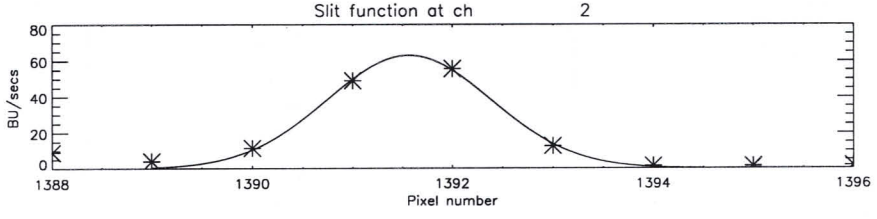
Slit function at ch 2
BU/secs
Pixel number

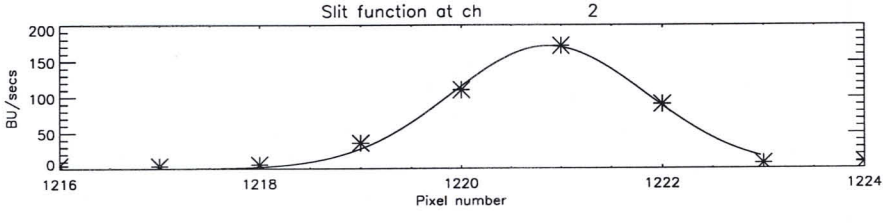
Slit function at ch 2
BU/secs
Pixel number

PRINTED IN U.S.A.

O, NEW YORK

Q3FIM018

λ=280 nm

DEI

0514/61120/01329

2 Nanometers/Division

☒ % Transmission

☐ Optical Density

Insp. [signature]

0–10% FULL SCALE

0–100% FULL SCALE

0–10% FULL SCALE

260 270 280 290

BELLES GIOT

PRINTED IN U.S.A.

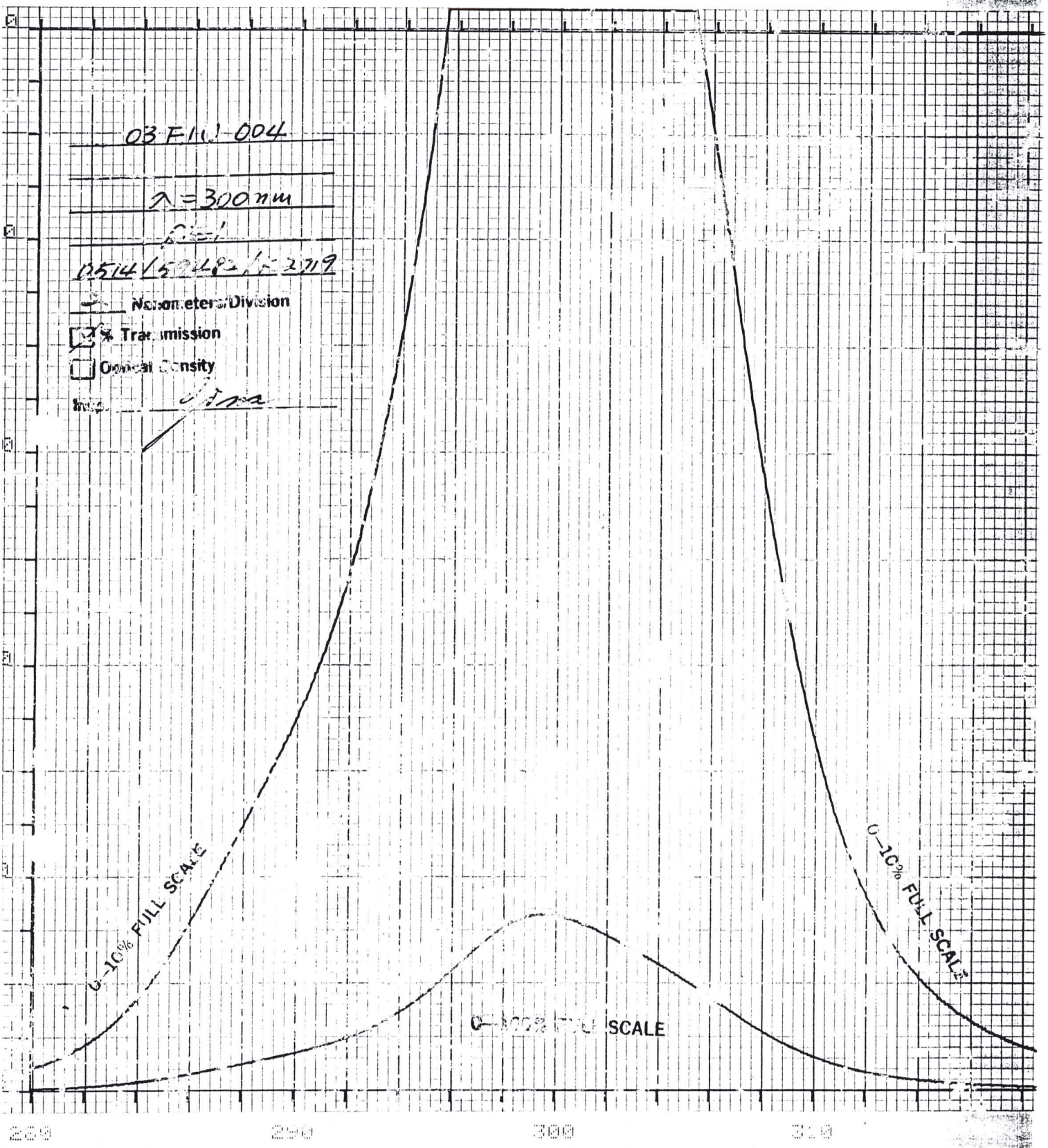

GRAPHIC CONTROL

-38488

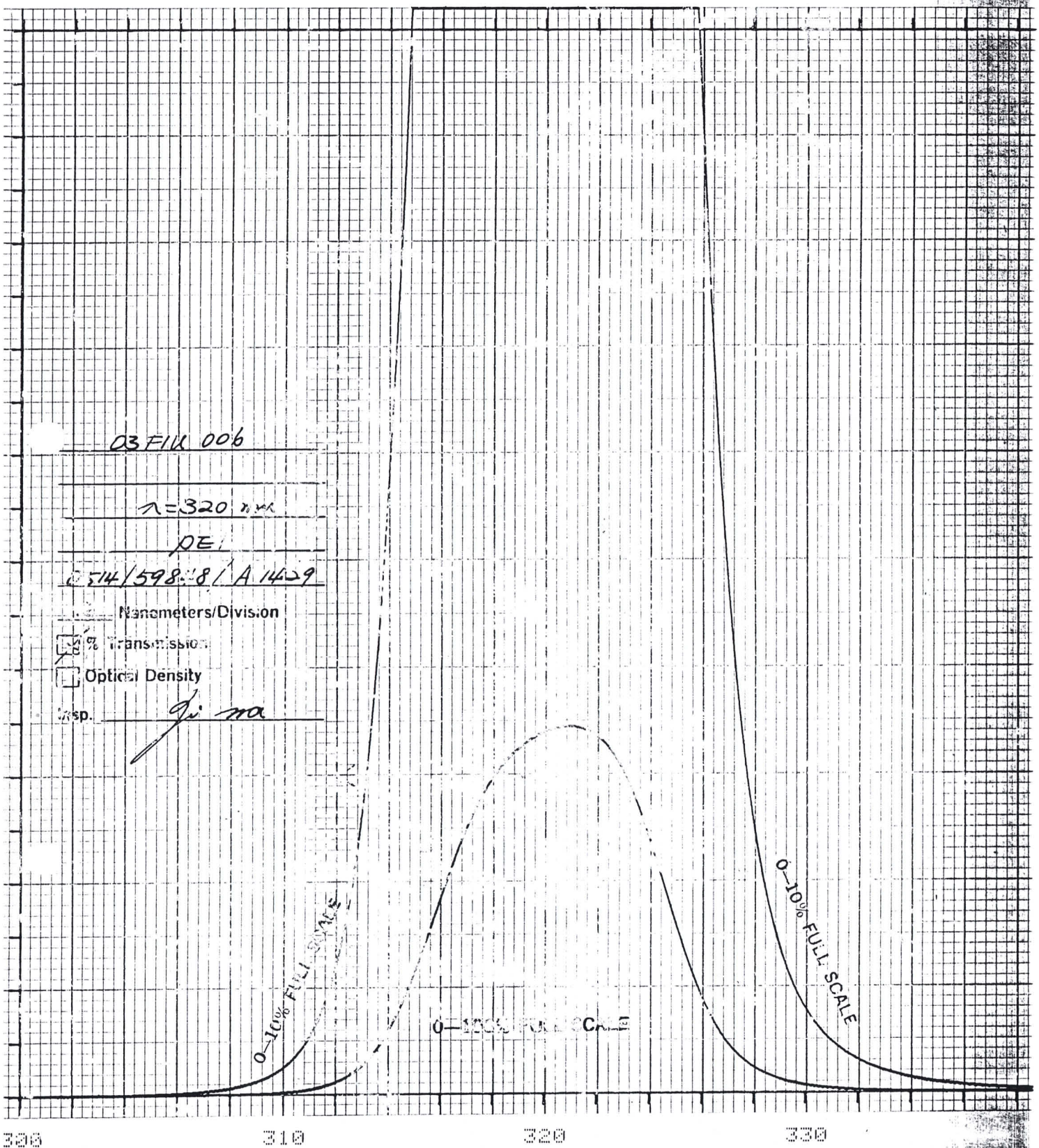

MELL

GC GC-38488

DELLES GMOT

GRAPHIC CONTROLS CORPORATION BUFFALO, NEW YORK

LOG SHEET SCHIAMACHY CALIBRATION

Date/Time	Description of action	Measurement directory
15-09-98	~~St~~ Special straylight measurement. (ETA.uv-~~(...)~~)	Vis-(in 13)
	Pleach check difference between	ETA.uv/21
	p and s.	

Formal Run of Measurement

(Measurement ID) ETA-UvVis. LimB

Request for Actual Status		(cross out entries that are **not** requested.)
Request for Modification		(fill in only entries to be modified)
Request for Run	X	(no entries = run based on actual default settings)

Scanner Positions

Azimuth	-45,000	deg
Elevation	-12.700	deg

Timeline for each Data Acquisition Period during Measurement

	1	2	3	4	5	6	7	8	9	10
State ID	9									
Repetitions	1									

State Parameters for States used in Timeline (State ID must be given)

Channel	PET [s] or H#	Co-Adding	PET [s] or H#	Co-Adding	PET [s] or H#	Co-Adding	PET [s] or H#	Co-Adding
1a	64	1						
1b	64	1						
2b	~~64~~ 64	16						
2a	~~64~~ 64	16						
3	64	1						
4	64	1						
5	64	1						
6	16	4						
7	2	32						
8	2	32						
State ID								

70.4
Testrun
Filter:
bandpass

ABORTED

Stimuli Settings for Existing Blocks in Measurement

Block No	Stimuli Setup ID	PPC [deg]	Polarizer [deg]	Shutter open/close	Acquisition Time [s]	Lambda [nm] Start	Stop	Step	Repetition Factor	Message	OS Setup Time [s]
1	2	14	172.2	close	1	240	240	0	1	du1	
2.1	2		172.2	open						WSa#	
2.2	2		172.2							WSa#	
3.1	2		86.0							WPa#	
3.2	2			open						WPa#	
4.1	2			close						du2	
4.2	2			close						du2	
5	2	14	86.0	close	1	240	240	0	1	du2	

Measurement Data Description

Test Purpose	
Remark	WiDS3 adaption
Data Directory	0258_14.16.17_ETA_UVVIS_

LIM B

Signatures

	Date	Signature
Issued	15/9/98	
< Performed	15/9/98	

Formal Run of Measurement

(Measurement ID) ETA-UvVis. LimB

Request for Actual Status		(cross out entries that are **not** requested.)
Request for Modification		(fill in only entries to be modified)
Request for Run	X	(no entries = run based on actual default settings)

Scanner Positions

Azimuth	-45,000	deg
Elevation	-12.700	deg

Timeline for each Data Acquisition Period during Measurement

	1	2	3	4	5	6	7	8	9	10
State ID	9									
Repetitions	1									

State Parameters for States used in Timeline (State ID must be given)

70.4
Testrun
Filter:
bandpass
ETA-UV/20

Channel	PET [s] or H#	Co-Adding	PET [s] or H#	Co-Adding	PET [s] or H#	Co-Adding	PET [s] or H#	Co-Adding
1a	64	1						
1b	64	1						
2b	1	64						
2a	1	64						
3	64	1						
4	64	1						
5	64	1						
6	16	4						
7	2	32						
8	2	32						
State ID								

Stimuli Settings for Existing Blocks in Measurement

Block No	Stimuli Setup ID	PPC [deg]	Polarizer [deg]	Shutter open/close	Acquisition Time [s]	Lambda [nm] Start	Stop	Step	Repetition Factor	Message	OS Setup Time [s]
1	2	14	172.2	close	1	240	240	0	1	du1	
2.1	2	"	172.2	open	"	"	"	"	"	WSa#	
2.2	2	"	172.2	"	"	"	"	"	"	WSa#	
3.1	2	"	86.0	"	"	"	"	"	"	WPa#	
3.2	2	"	"	open	"	"	"	"	"	WPa#	
4.1	2	"	"	close	"	"	"	"	"	du2	
4.2	2	"	"	close	"	"	"	"	"	du2	
5	2	14	86.0	close	1	240	240	0	1	du2	

Measurement Data Description

Test Purpose	
Remark	UVIS3 adaption
Data Directory	0258_14.41.10_ETA_UV_Vis_Lim

Signatures

	Date	Signature
Issued	15/9/98	
< Performed	15/9/98	

Formal Run of Measurement

(Measurement ID) ETA-UvVis. LimR

Request for Actual Status		(cross out entries that are not requested.)
Request for Modification		(fill in only entries to be modified)
Request for Run	X	(no entries = run based on actual default settings)

Scanner Positions

Azimuth	-45.000	deg
Elevation	-12.700	deg

Timeline for each Data Acquisition Period during Measurement

	1	2	3	4	5	6	7	8	9	10
State ID	0									
Repetitions	10									

State Parameters for States used in Timeline (State ID must be given)

70.4

Formal Run

Filter: bandpass 340 nm

ETA-UV/21

Channel	PET [s] or H#	Co-Adding	PET [s] or H#	Co-Adding	PET [s] or H#	Co-Adding	PET [s] or H#	Co-Adding
1a	64	1						
1b	64	1						
2b	2	32						
2a	2	32						
3	64	1						
4	64	1						
5	64	1						
6	16	4						
7	2	32						
8	2	32						
State ID								

Stimuli Settings for Existing Blocks in Measurement

Block No	Stimuli Setup ID	PPC [deg]	Polarizer [deg]	Shutter open/close	Acquisition Time [s]	Lambda [nm] Start	Stop	Step	Repetition Factor	Message	OS Setup Time [s]
1	0	14	172.2	close	1	240	240	0	1	dw1	
2.1	2		172.2	open						wsa1	
2.2	2		172.2							wsa1	
3.1	2		86.0							wpa1	
3.2	2			open						wpa1	
4.1	2			close						dw2	
4.2	2			close						dw2	
5	2	14	86.0	close	1	240	240	0	1	dw2	

Measurement Data Description

Test Purpose	
Remark	WiDS3 adaption
Data Directory	0258_15.36.12_ETA_UV_VIS_LimR

Signatures

	Date	Signature
Issued	15/9/98	
Performed	15/9/98	

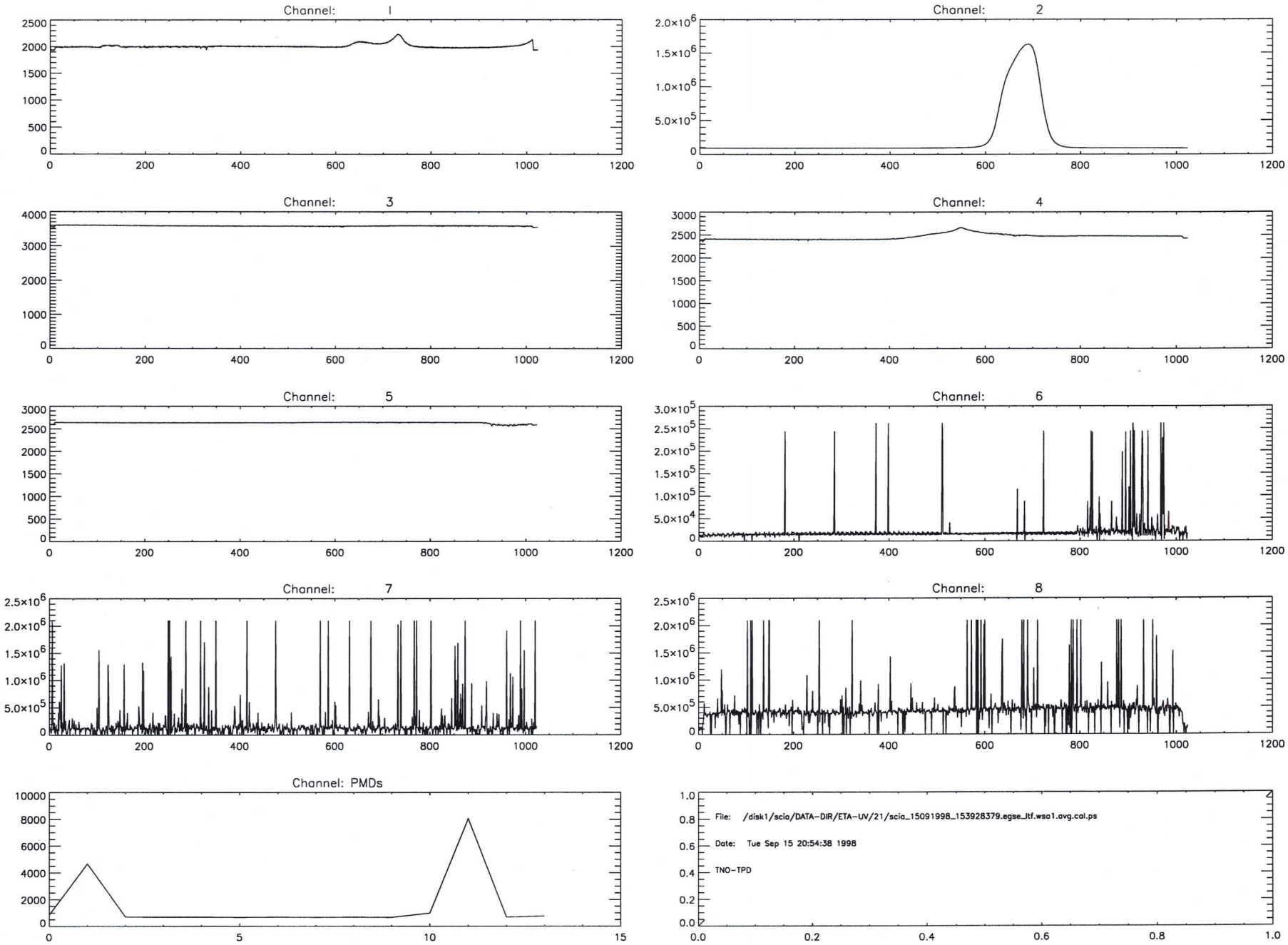
Channel: 1
Channel: 2
Channel: 3
Channel: 4
Channel: 5
Channel: 6
Channel: 7
Channel: 8
Channel: PMDs
File: /disk1/scia/DATA-DIR/ETA-UV/21/scia_15091998_153928379.egse_itf.wsa1.avg.cal.ps
Date: Tue Sep 15 20:54:38 1998
TNO-TPD

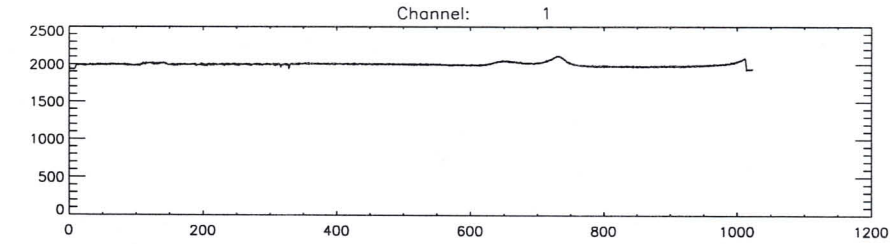
Channel: 1
2500
2000
1500
1000
500
0
0
200
400
600
800
1000
1200

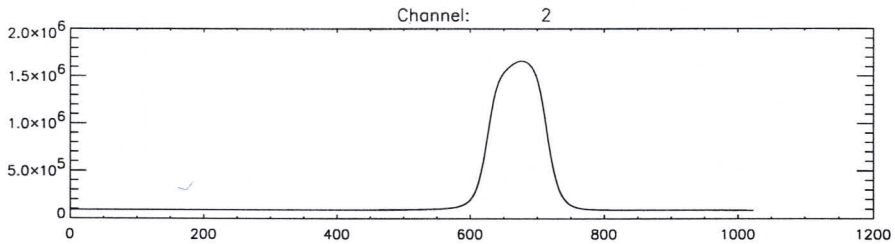
Channel: 2
2.0×10^6
1.5×10^6
1.0×10^6
5.0×10^5
0
0
200
400
600
800
1000
1200

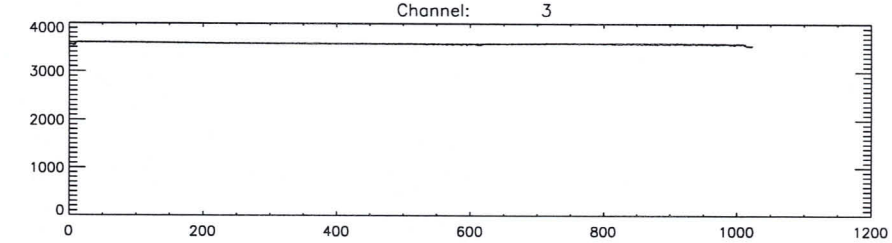
Channel: 3
4000
3000
2000
1000
0
0
200
400
600
800
1000
1200

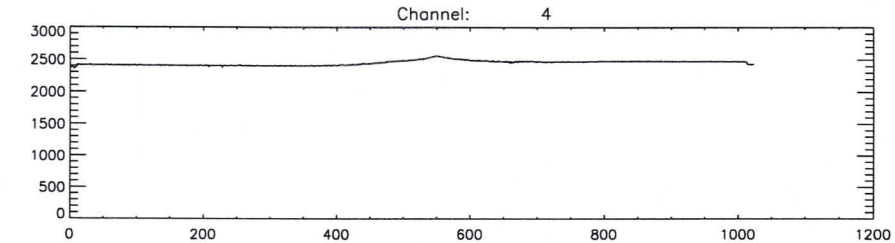
Channel: 4
3000
2500
2000
1500
1000
500
0
0
200
400
600
800
1000
1200

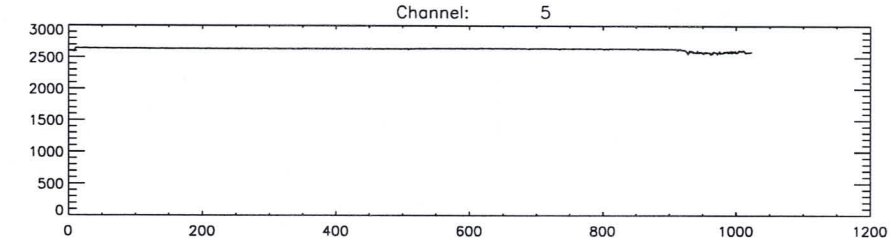
Channel: 5
3000
2500
2000
1500
1000
500
0
0
200
400
600
800
1000
1200

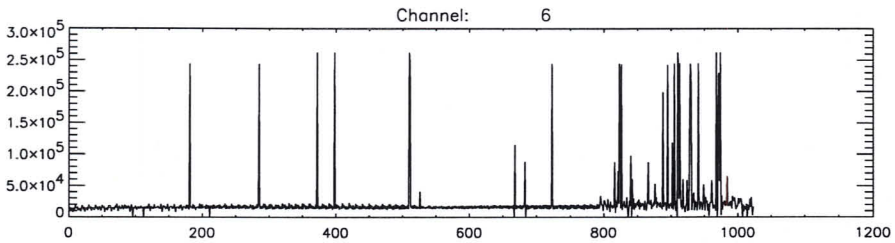
Channel: 6
3.0×10^5
2.5×10^5
2.0×10^5
1.5×10^5
1.0×10^5
5.0×10^4
0
0
200
400
600
800
1000
1200

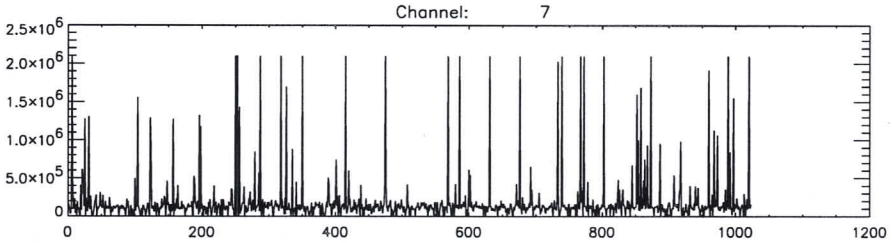
Channel: 7
2.5×10^6
2.0×10^6
1.5×10^6
1.0×10^6
5.0×10^5
0
0
200
400
600
800
1000
1200

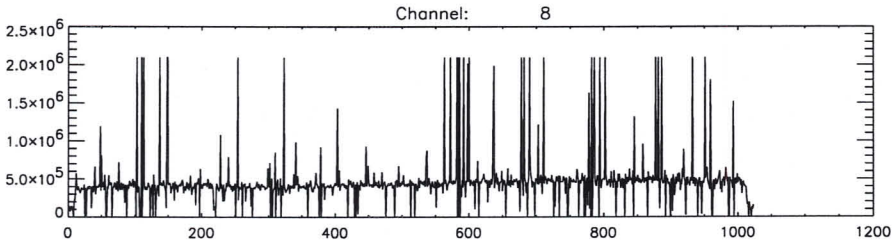
Channel: 8
2.5×10^6
2.0×10^6
1.5×10^6
1.0×10^6
5.0×10^5
0
0
200
400
600
800
1000
1200

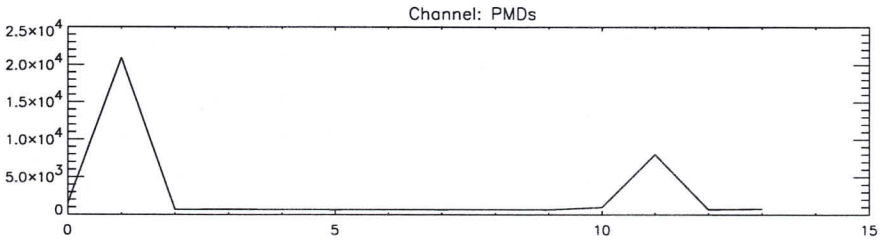
Channel: PMDs
2.5×10^4
2.0×10^4
1.5×10^4
1.0×10^4
5.0×10^3
0
0
5
10
15

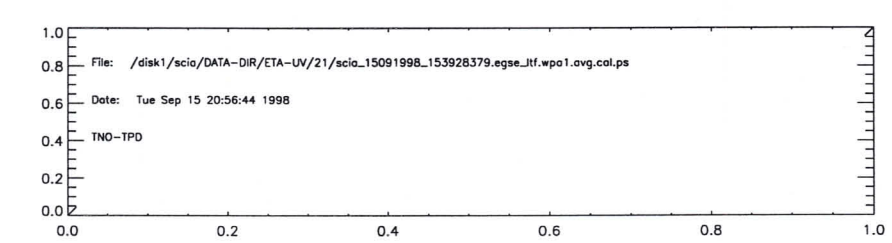
File: /disk1/scia/DATA-DIR/ETA-UV/21/scia_15091998_153928379.egse_ltf.wpa1.avg.cal.ps
Date: Tue Sep 15 20:56:44 1998
TNO-TPD
1.0
0.8
0.6
0.4
0.2
0.0
0.0
0.2
0.4
0.6
0.8
1.0

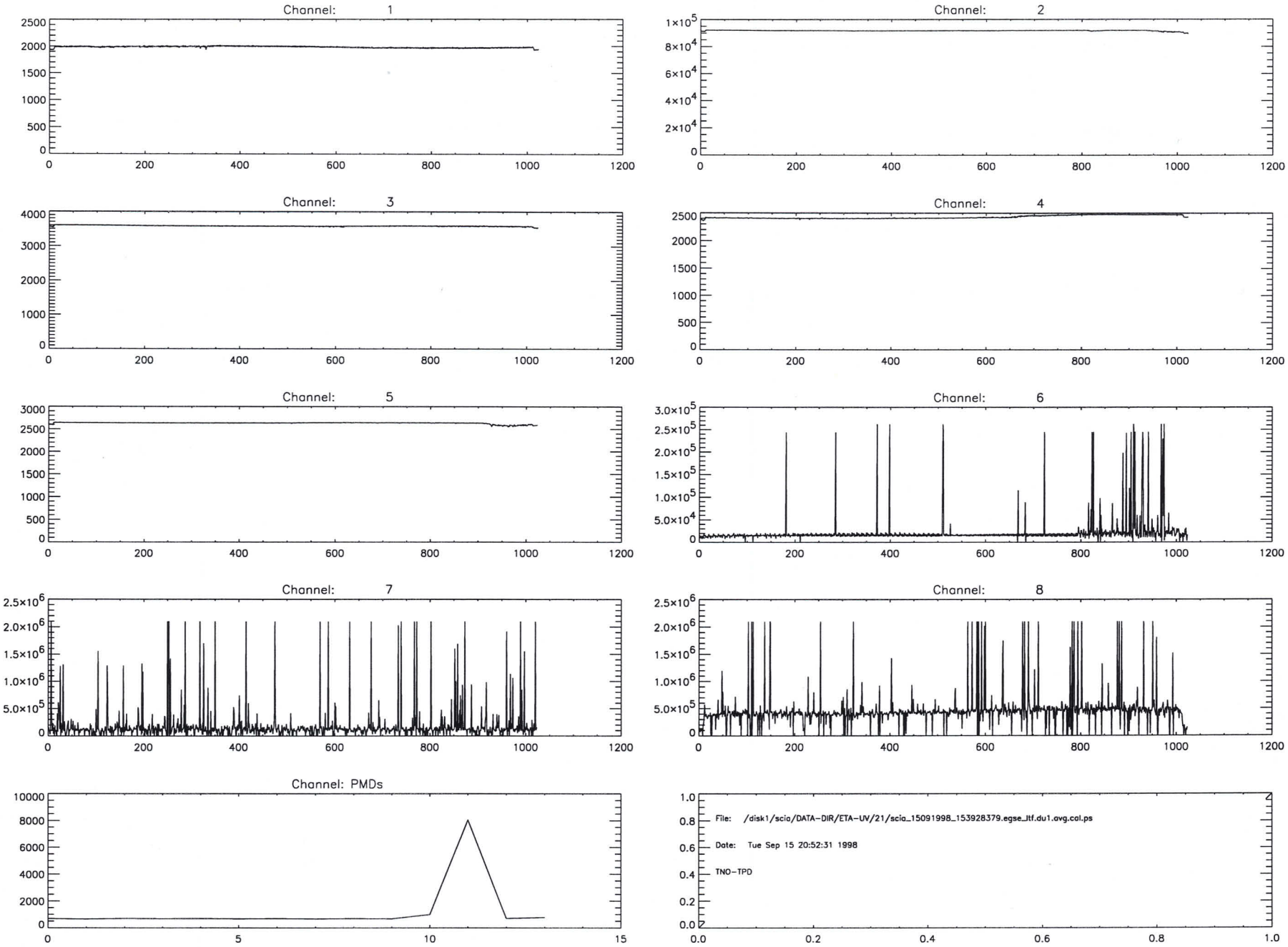
Channel: 1
Channel: 2
Channel: 3
Channel: 4
Channel: 5
Channel: 6
Channel: 7
Channel: 8
Channel: PMDs
File: /disk1/scia/DATA-DIR/ETA-UV/21/scia_15091998_153928379.egse_itf.du1.avg.cal.ps
Date: Tue Sep 15 20:52:31 1998
TNO-TPD

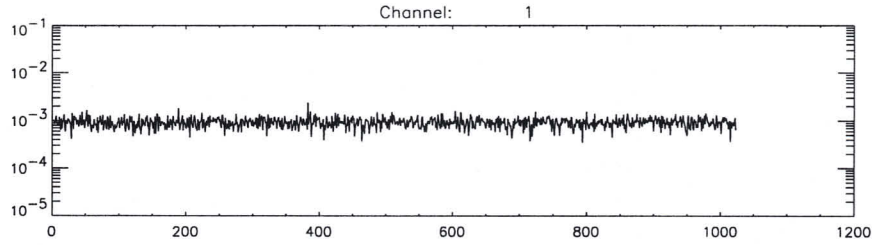
Channel: 1

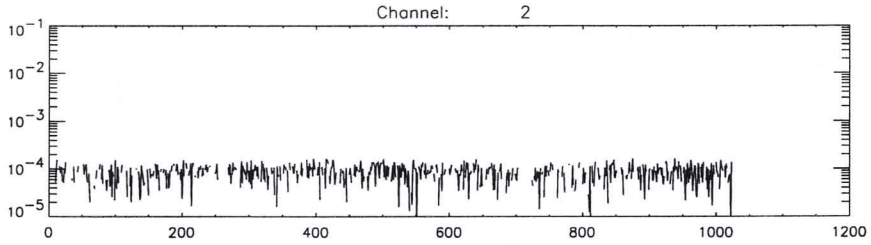
Channel: 2

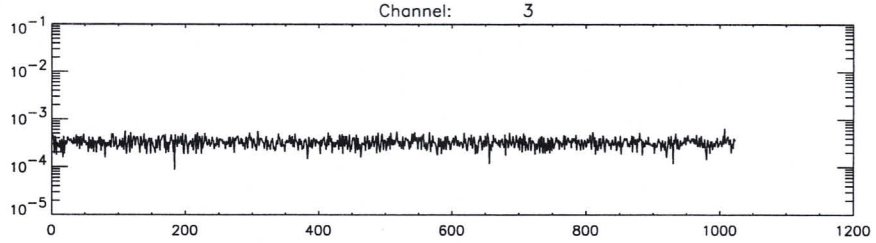
Channel: 3

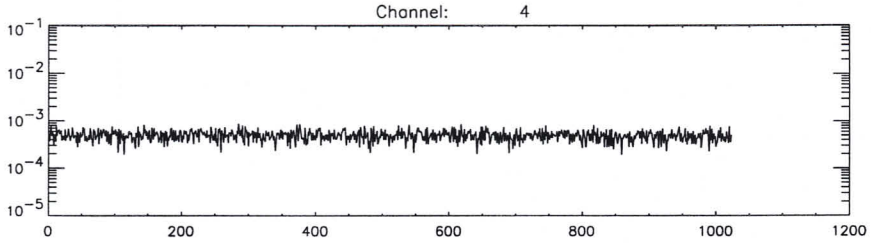
Channel: 4

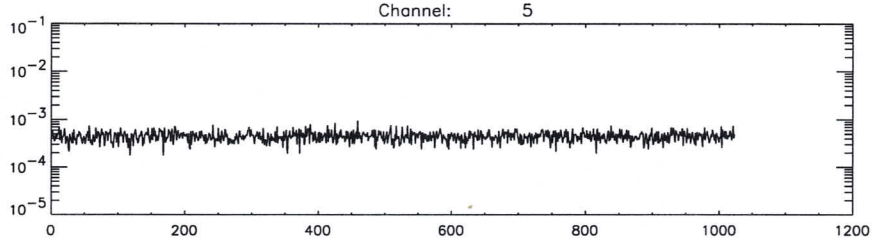
Channel: 5

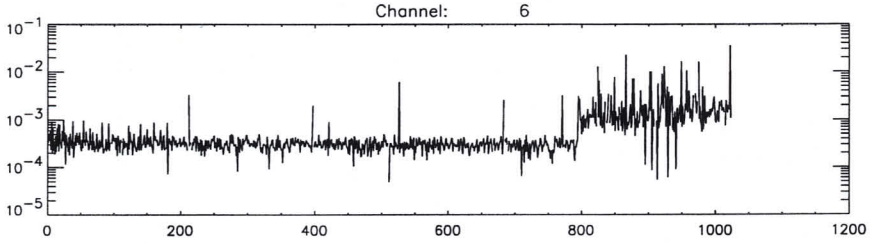
Channel: 6

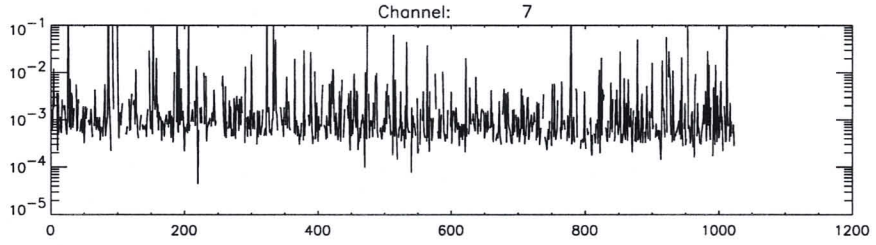
Channel: 7

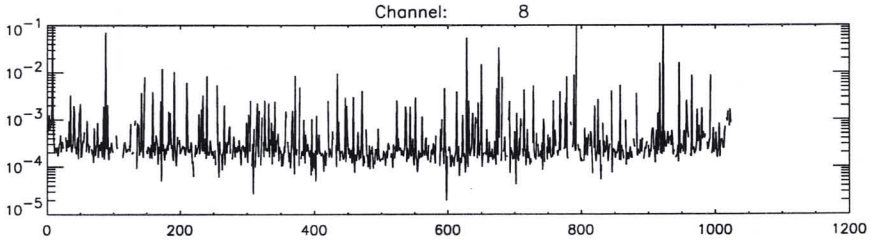
Channel: 8

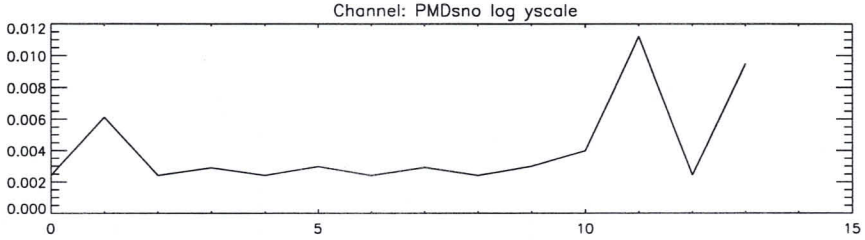
Channel: PMDsno log yscale

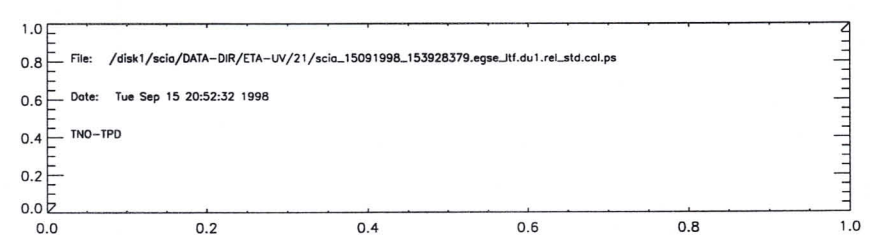
File: /disk1/scia/DATA-DIR/ETA-UV/21/scia_15091998_153928379.egse_ltf.du1.rel_std.cal.ps
Date: Tue Sep 15 20:52:32 1998
TNO-TPD

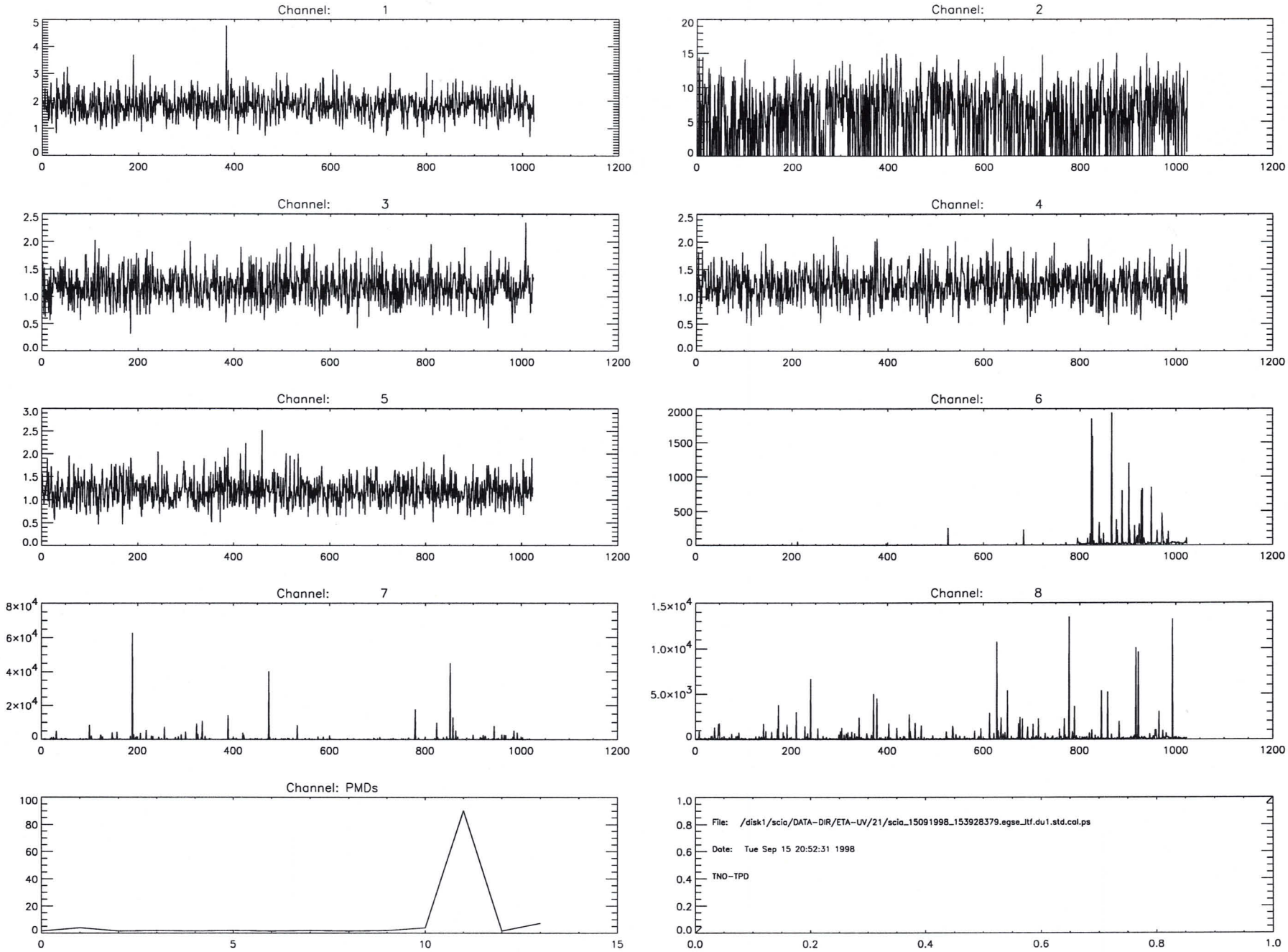
Channel: 1
Channel: 2
Channel: 3
Channel: 4
Channel: 5
Channel: 6
Channel: 7
Channel: 8
Channel: PMDs
File: /disk1/scia/DATA-DIR/ETA-UV/21/scia_15091998_153928379.egse_ltf.du1.std.cal.ps
Date: Tue Sep 15 20:52:31 1998
TNO-TPD

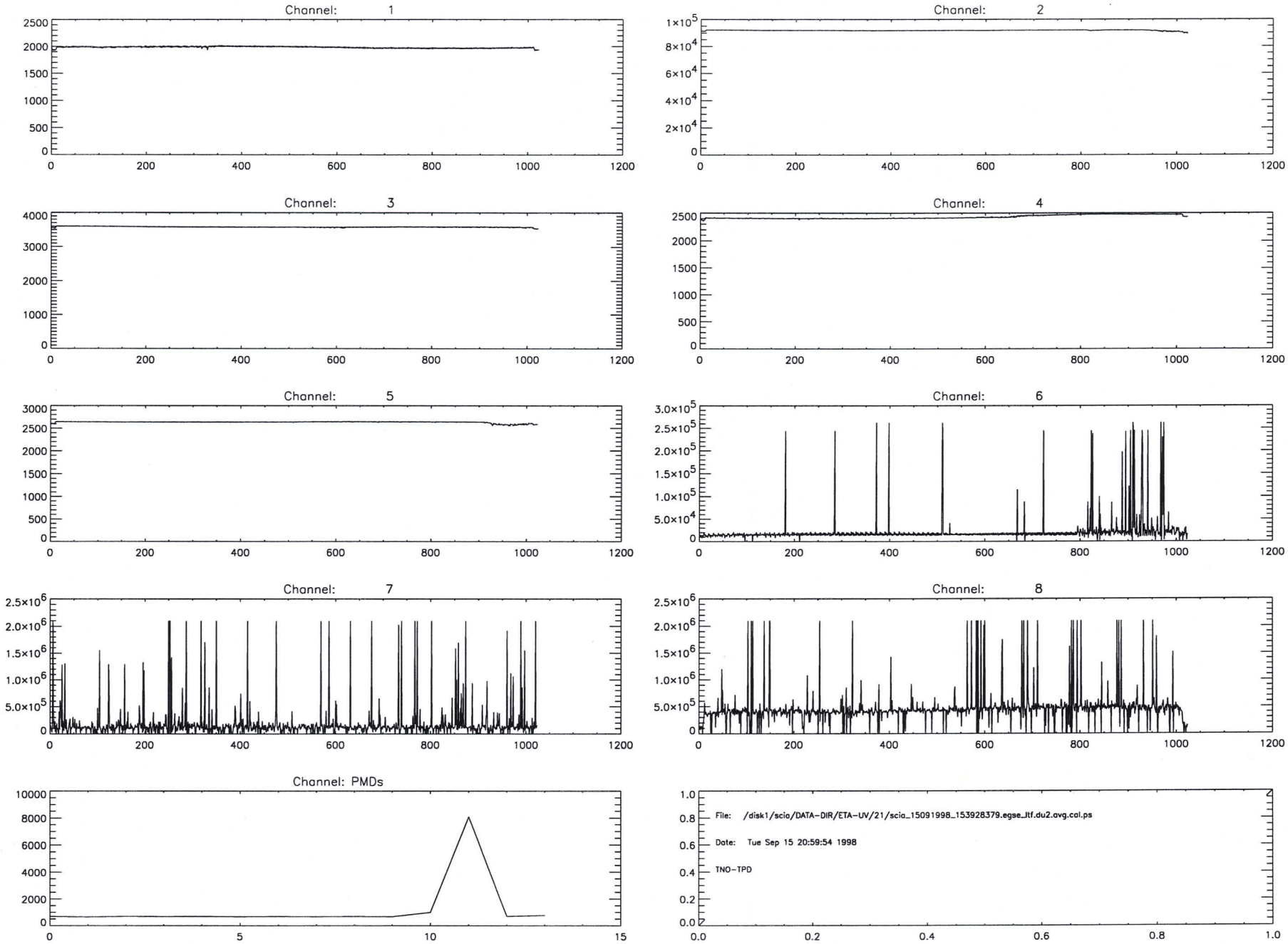
Channel: 1
Channel: 2
Channel: 3
Channel: 4
Channel: 5
Channel: 6
Channel: 7
Channel: 8
Channel: PMDs
File: /disk1/scio/DATA-DIR/ETA-UV/21/scia_15091998_153928379.egse_ltf.du2.avg.cal.ps
Date: Tue Sep 15 20:59:54 1998
TNO-TPD

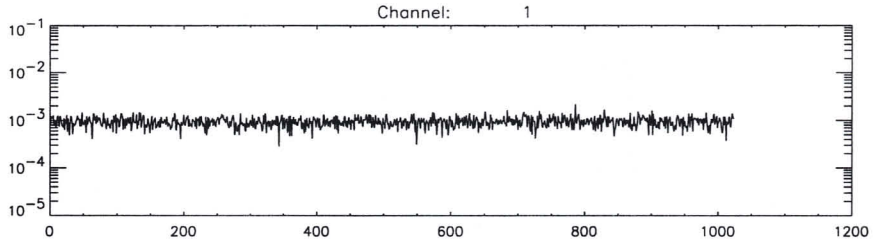
Channel: 1
10^{-1}
10^{-2}
10^{-3}
10^{-4}
10^{-5}
0
200
400
600
800
1000
1200

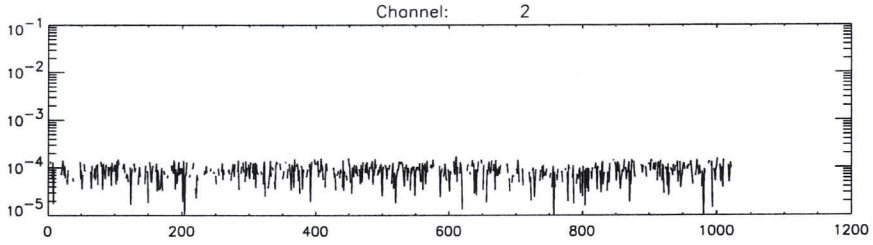
Channel: 2
10^{-1}
10^{-2}
10^{-3}
10^{-4}
10^{-5}
0
200
400
600
800
1000
1200

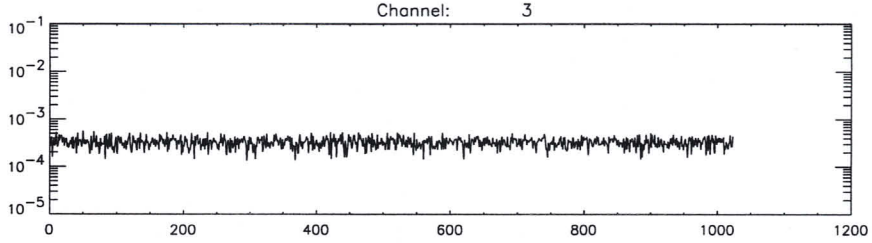
Channel: 3
10^{-1}
10^{-2}
10^{-3}
10^{-4}
10^{-5}
0
200
400
600
800
1000
1200

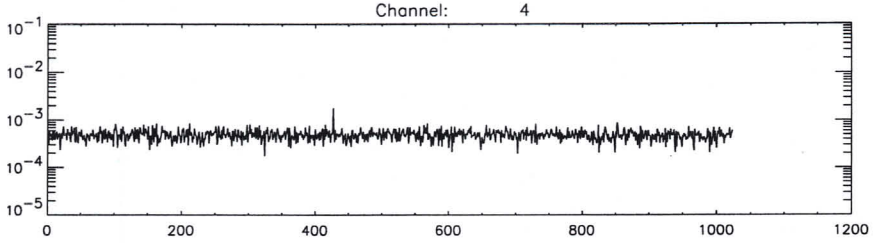
Channel: 4
10^{-1}
10^{-2}
10^{-3}
10^{-4}
10^{-5}
0
200
400
600
800
1000
1200

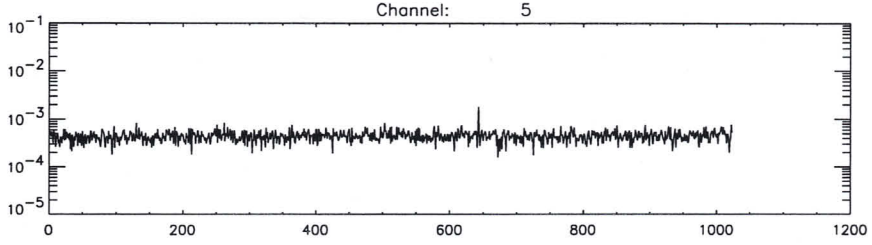
Channel: 5
10^{-1}
10^{-2}
10^{-3}
10^{-4}
10^{-5}
0
200
400
600
800
1000
1200

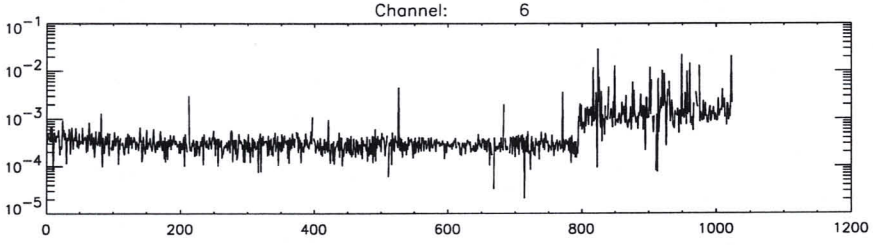
Channel: 6
10^{-1}
10^{-2}
10^{-3}
10^{-4}
10^{-5}
0
200
400
600
800
1000
1200

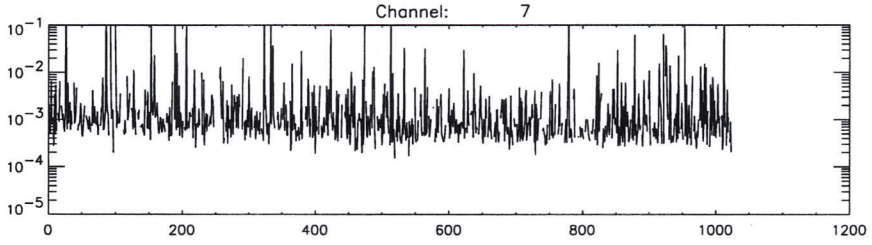
Channel: 7
10^{-1}
10^{-2}
10^{-3}
10^{-4}
10^{-5}
0
200
400
600
800
1000
1200

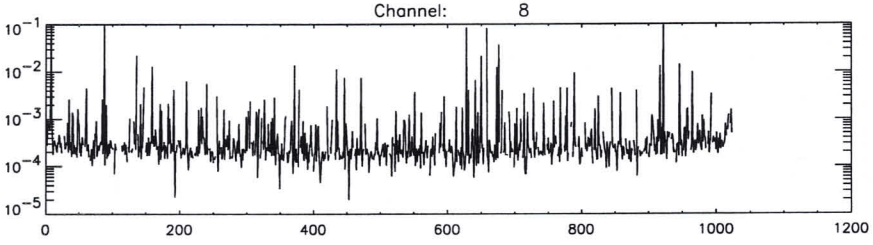
Channel: 8
10^{-1}
10^{-2}
10^{-3}
10^{-4}
10^{-5}
0
200
400
600
800
1000
1200

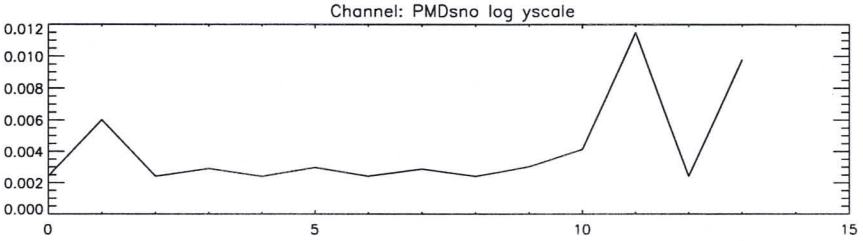
Channel: PMDsno log yscale
0.012
0.010
0.008
0.006
0.004
0.002
0.000
0
5
10
15

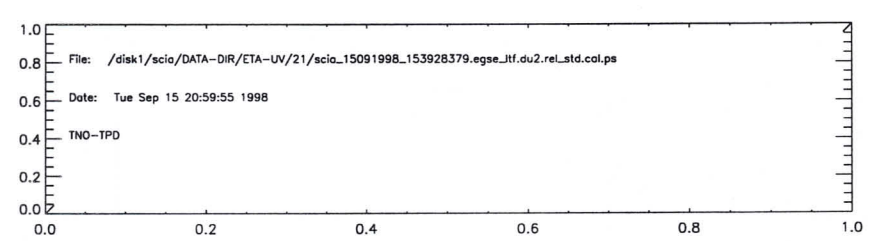
1.0
0.8
0.6
0.4
0.2
0.0
File: /disk1/scia/DATA-DIR/ETA-UV/21/scia_15091998_153928379.egse_ltf.du2.rel_std.col.ps
Date: Tue Sep 15 20:59:55 1998
TNO-TPD
0.0
0.2
0.4
0.6
0.8
1.0

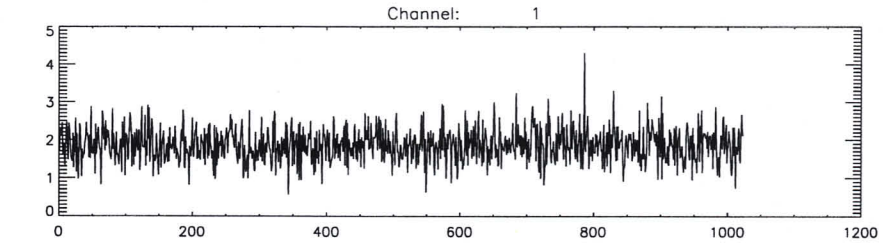
Channel: 1

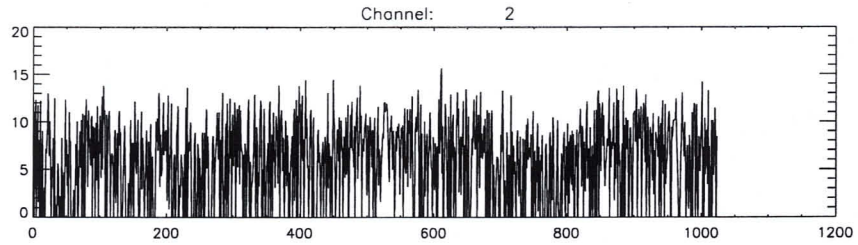
Channel: 2

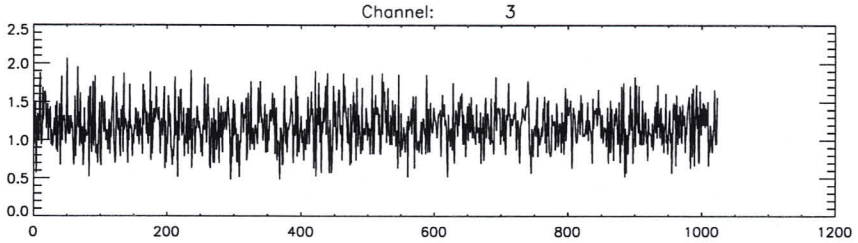
Channel: 3

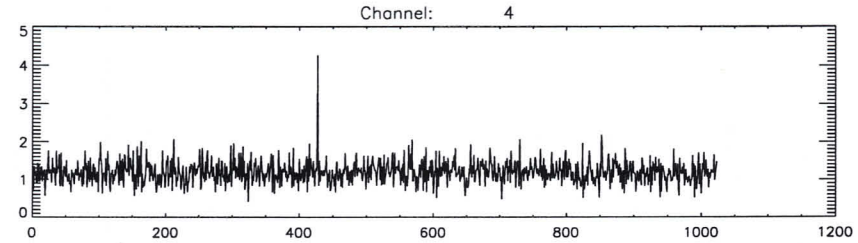
Channel: 4

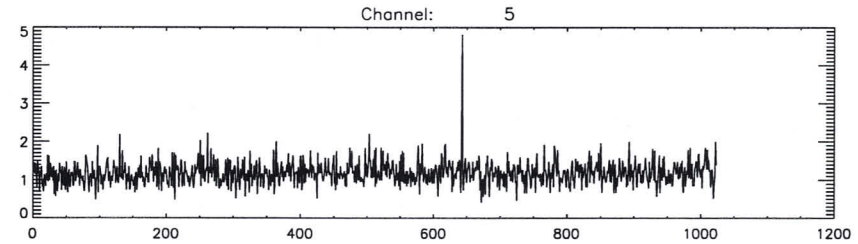
Channel: 5

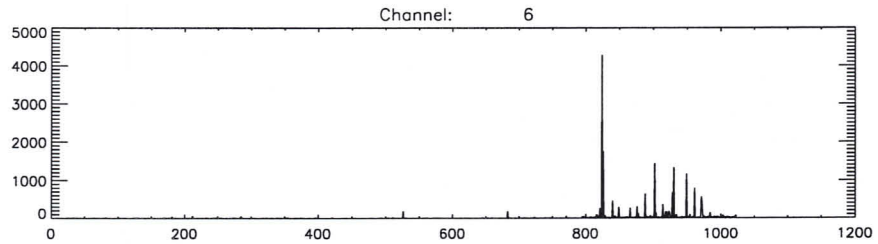
Channel: 6

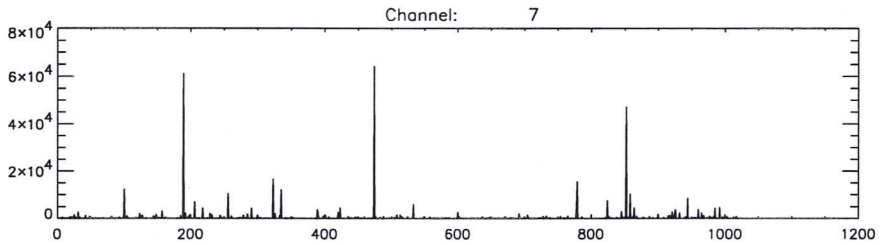
Channel: 7

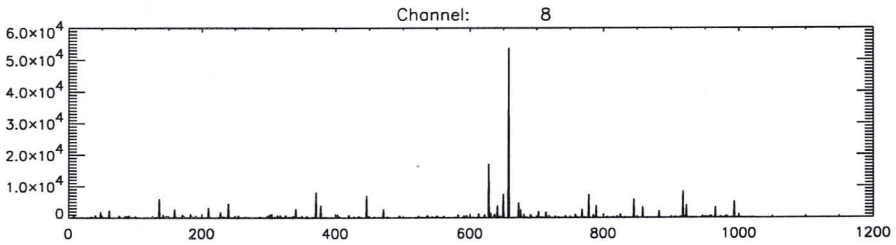
Channel: 8

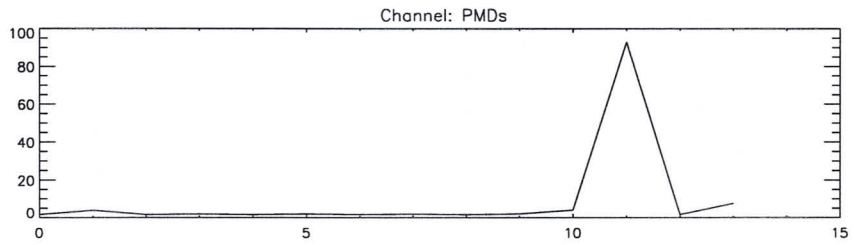
Channel: PMDs

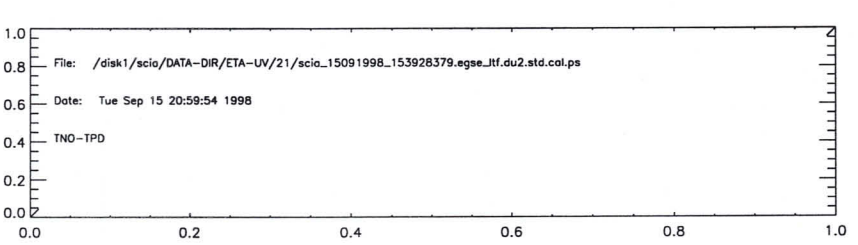
File: /disk1/scia/DATA-DIR/ETA-UV/21/scia_15091998_153928379.egse_ltf.du2.std.cal.ps
Date: Tue Sep 15 20:59:54 1998
TNO-TPD

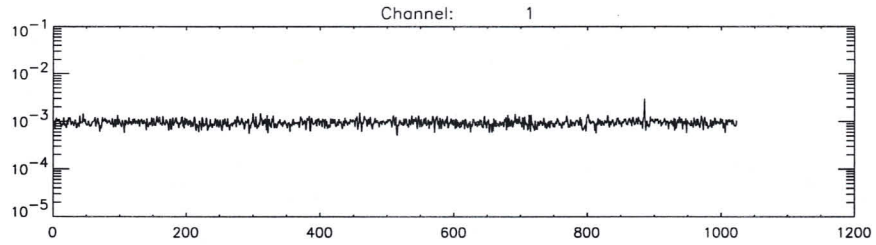
Channel: 1
10^{-1}
10^{-2}
10^{-3}
10^{-4}
10^{-5}
0
200
400
600
800
1000
1200

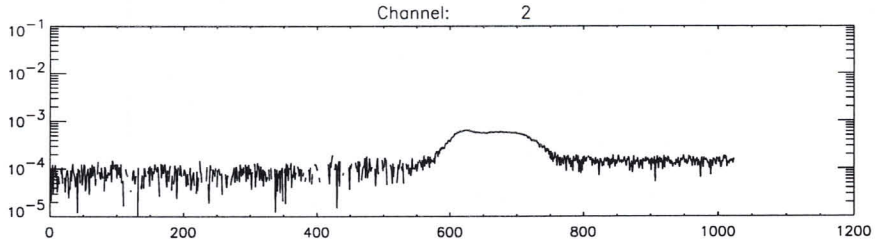
Channel: 2
10^{-1}
10^{-2}
10^{-3}
10^{-4}
10^{-5}
0
200
400
600
800
1000
1200

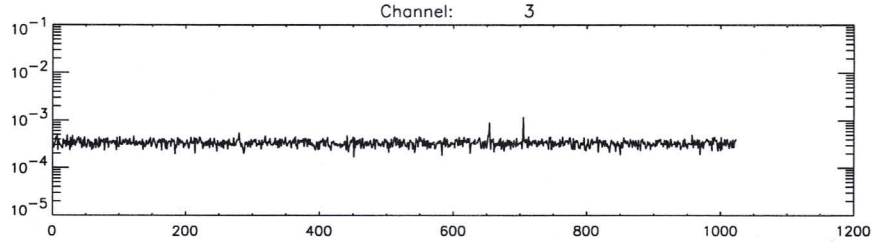
Channel: 3
10^{-1}
10^{-2}
10^{-3}
10^{-4}
10^{-5}
0
200
400
600
800
1000
1200

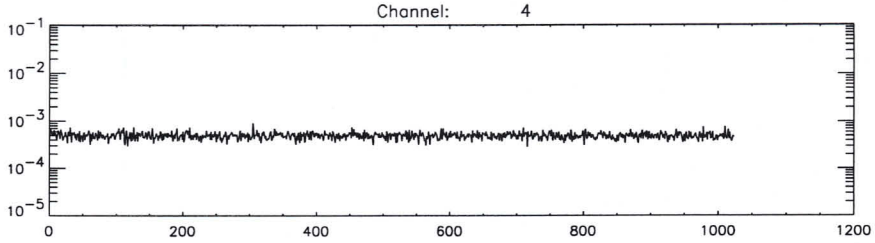
Channel: 4
10^{-1}
10^{-2}
10^{-3}
10^{-4}
10^{-5}
0
200
400
600
800
1000
1200

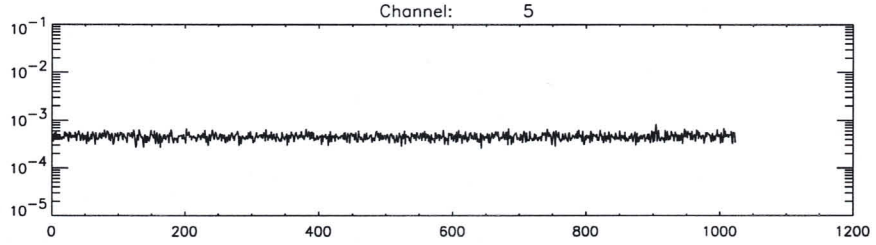
Channel: 5
10^{-1}
10^{-2}
10^{-3}
10^{-4}
10^{-5}
0
200
400
600
800
1000
1200

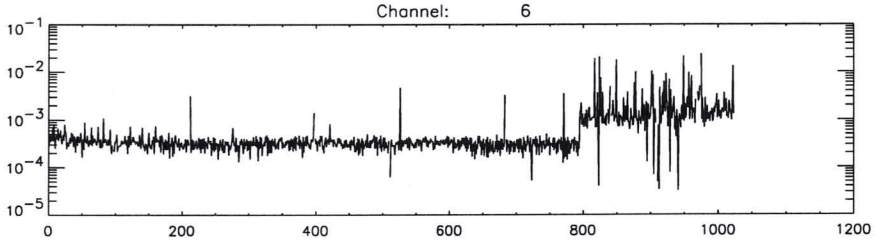
Channel: 6
10^{-1}
10^{-2}
10^{-3}
10^{-4}
10^{-5}
0
200
400
600
800
1000
1200

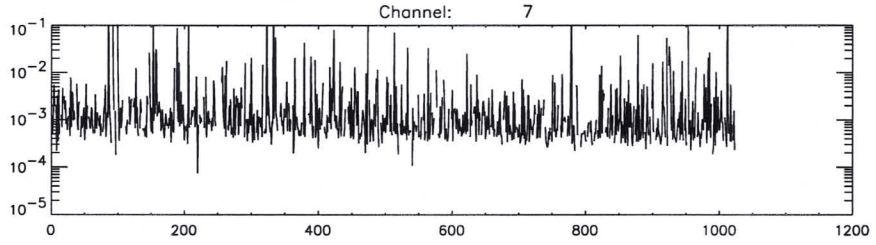
Channel: 7
10^{-1}
10^{-2}
10^{-3}
10^{-4}
10^{-5}
0
200
400
600
800
1000
1200

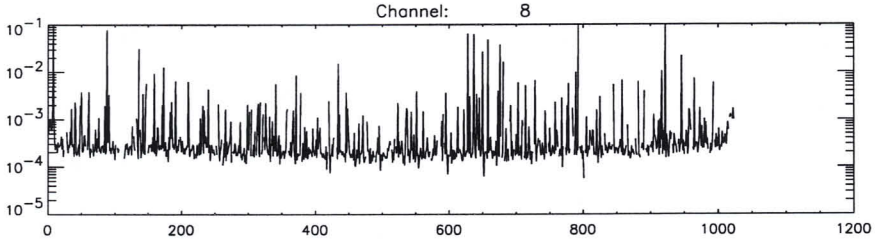
Channel: 8
10^{-1}
10^{-2}
10^{-3}
10^{-4}
10^{-5}
0
200
400
600
800
1000
1200

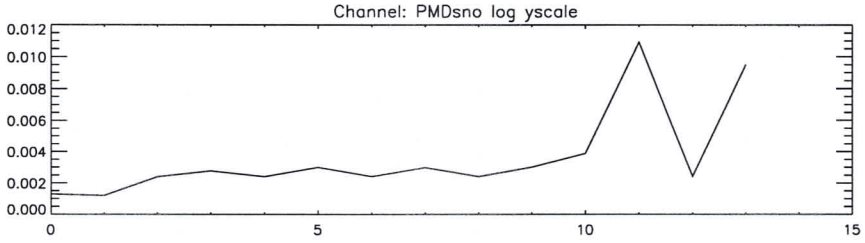
Channel: PMDsno log yscale
0.012
0.010
0.008
0.006
0.004
0.002
0.000
0
5
10
15

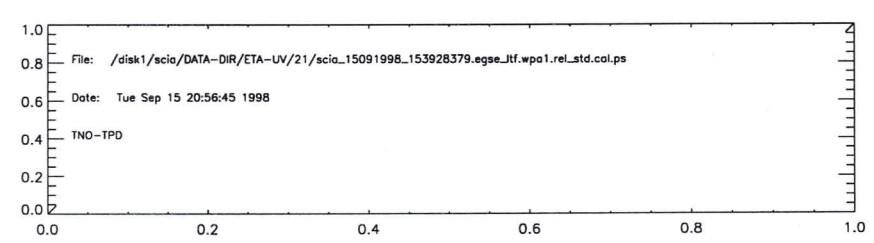
1.0
0.8
0.6
0.4
0.2
0.0
0.0
0.2
0.4
0.6
0.8
1.0
File: /disk1/scia/DATA-DIR/ETA-UV/21/scia_15091998_153928379.egse_ltf.wpa1.rel_std.cal.ps
Date: Tue Sep 15 20:56:45 1998
TNO-TPD

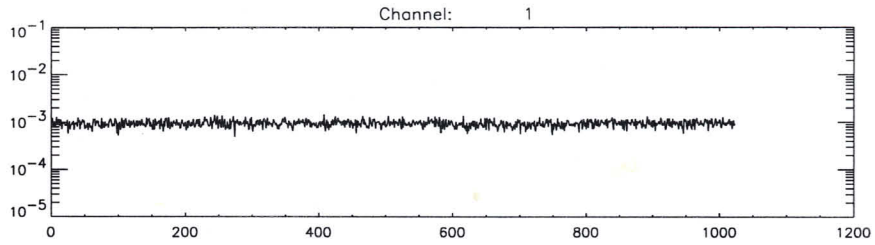
Channel: 1

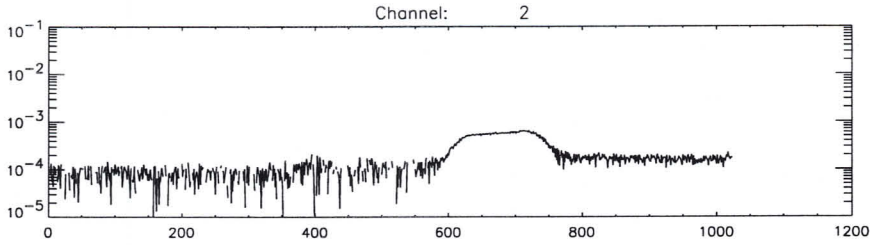
Channel: 2

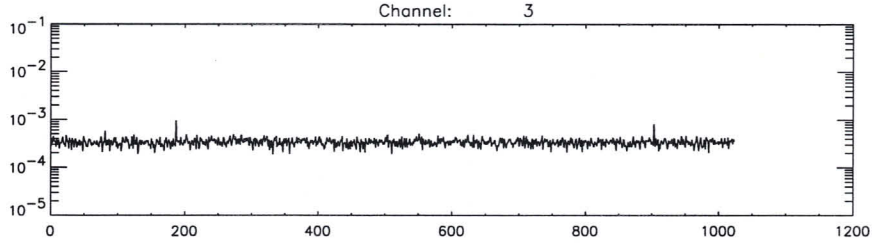
Channel: 3

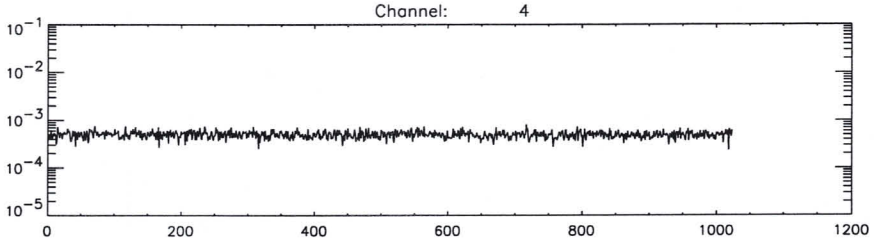
Channel: 4

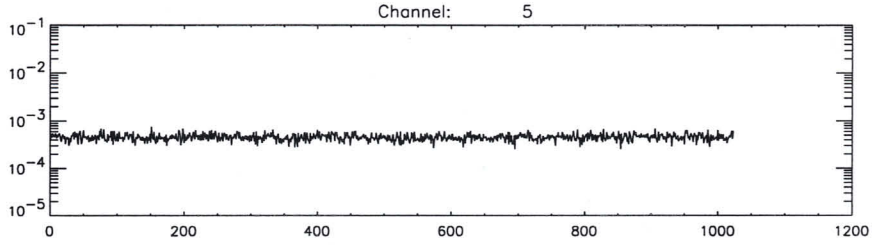
Channel: 5

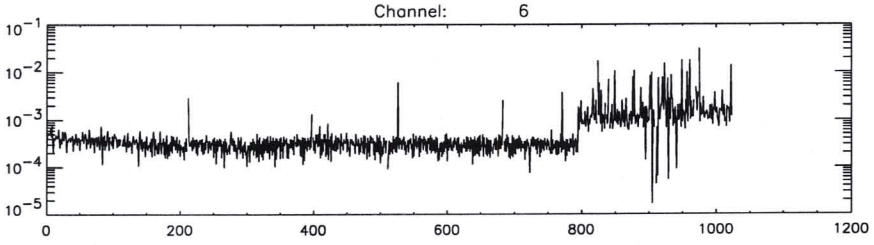
Channel: 6

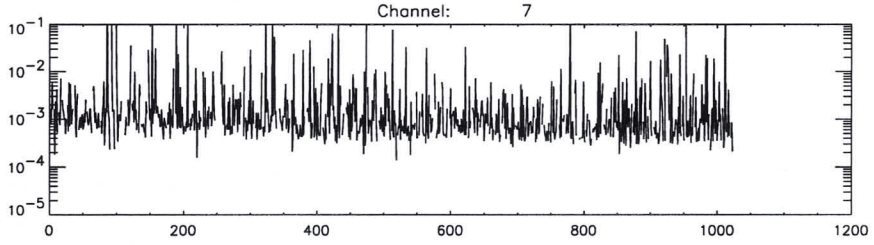
Channel: 7

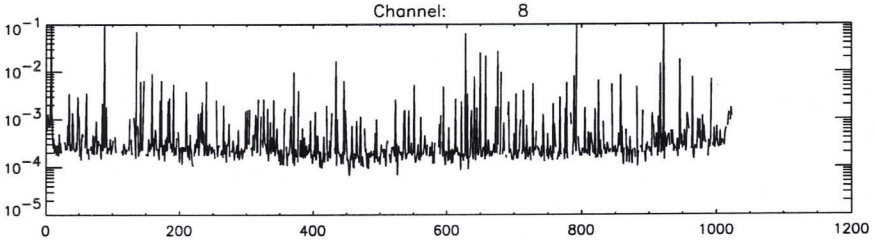
Channel: 8

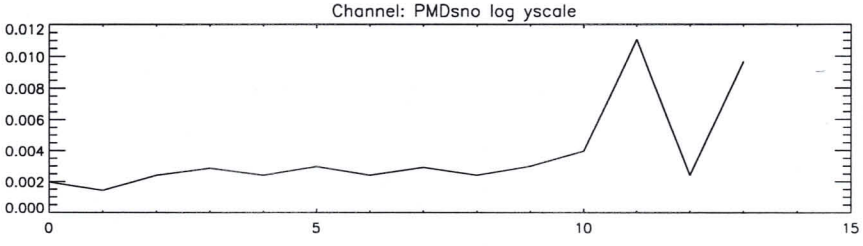
Channel: PMDsno log yscale

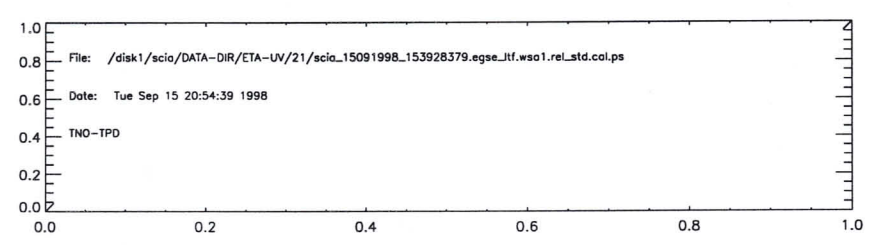
File: /disk1/scia/DATA-DIR/ETA-UV/21/scia_15091998_153928379.egse_itf.wsa1.rel_std.cal.ps
Date: Tue Sep 15 20:54:39 1998
TNO-TPD

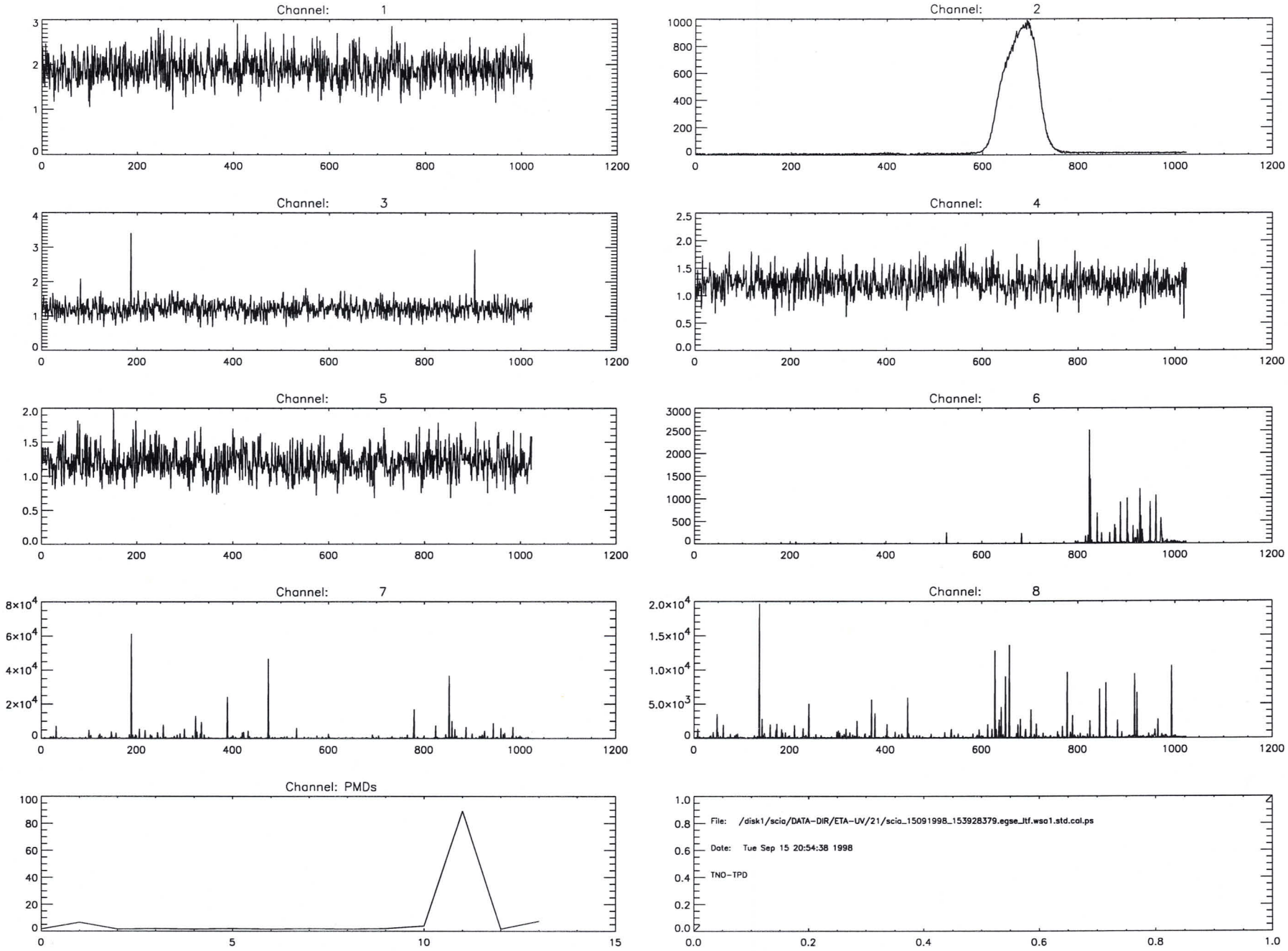
Channel: 1
Channel: 2
Channel: 3
Channel: 4
Channel: 5
Channel: 6
Channel: 7
Channel: 8
Channel: PMDs
File: /disk1/scia/DATA-DIR/ETA-UV/21/scia_15091998_153928379.egse_ltf.wsa1.std.cal.ps
Date: Tue Sep 15 20:54:38 1998
TNO-TPD

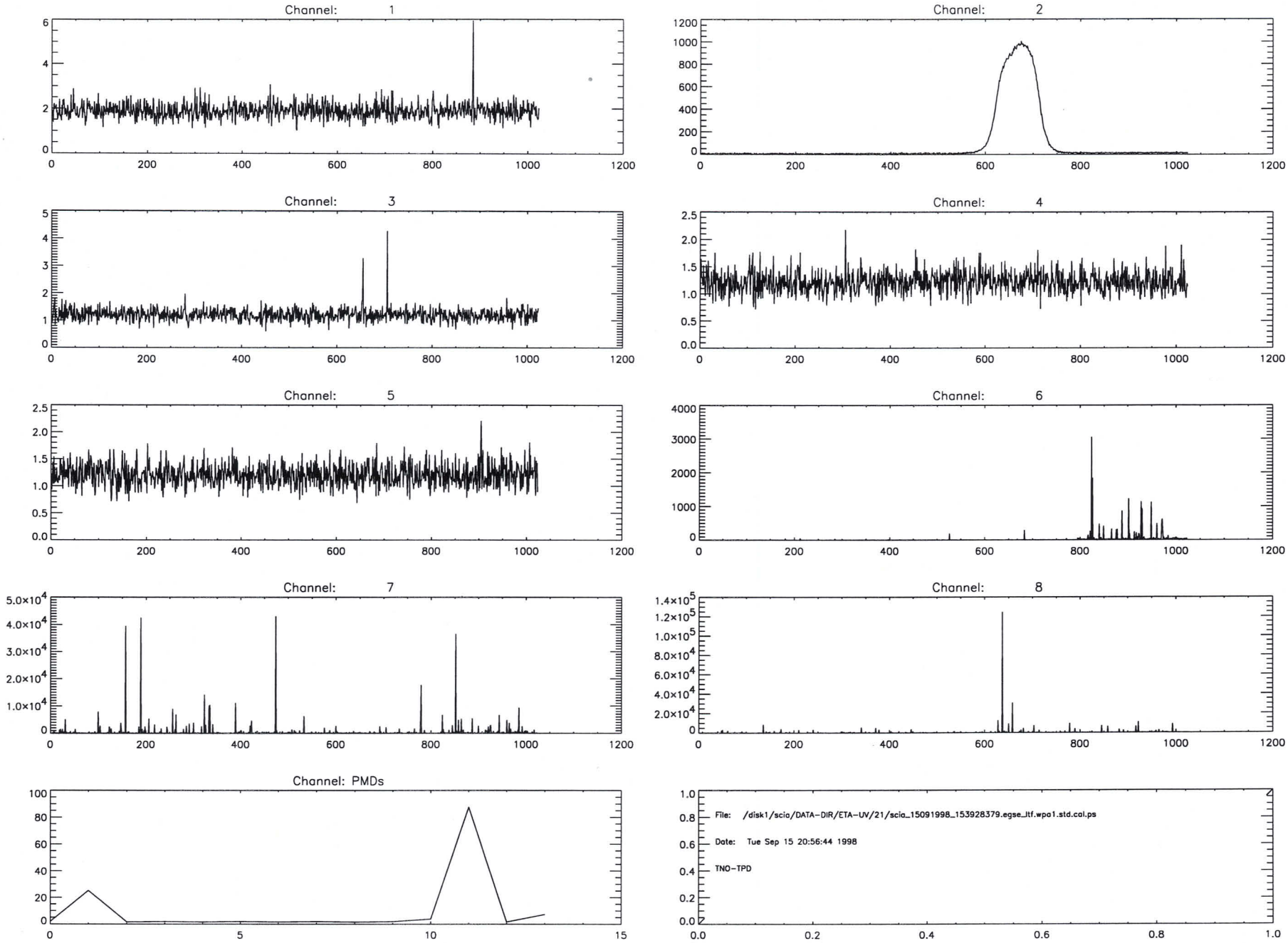
Channel: 1
Channel: 2
Channel: 3
Channel: 4
Channel: 5
Channel: 6
Channel: 7
Channel: 8
Channel: PMDs
File: /disk1/scia/DATA-DIR/ETA-UV/21/scia_15091998_153928379.egse_itf.wpa1.std.cal.ps
Date: Tue Sep 15 20:56:44 1998
TNO-TPD

Formal Run of Measurement

(Measurement ID) ETA-UV-VIS-LIMB

Request for Actual Status		(cross out entries that are **not** requested.)
Request for Modification	X	(fill in only entries to be modified)
Request for Run	X	(no entries = run based on actual default settings)

Scanner Positions

Azimuth	-45.000	deg
Elevation	-17.700	deg

Timeline for each Data Acquisition Period during Measurement

	1	2	3	4	5	6	7	8	9	10
State ID	9									
Repetitions	1									

State Parameters for States used in Timeline (State ID must be given)

Channel	PET [s] or H#	Co-Adding	PET [s] or H#	Co-Adding	PET [s] or H#	Co-Adding	PET [s] or H#	Co-Adding
1a	64	1						
1b	64	1						
2b	2	32						
2a	2	32						
3	64	1						
4	64	1						
5	64	1						
6	16	4						
7	2	32						
8	2	32						
State ID								

20.4

TEST RUN

EXTRA STRAY

bandpass 380 nm

~ETA-UV/22

HEAVILY SATURATED

Stimuli Settings for Existing Blocks in Measurement

Block No	Stimuli Setup ID	PPC [deg]	Polarizer [deg]	Shutter open/close	Acquisition Time [s]	Lambda [nm] Start	Stop	Step	Repetition Factor	Message	OS Setup Time [s]
		See previous meas.									
		(Formal Run 340 nm)									

Measurement Data Description

Test Purpose	
Remark	UTD 53 ADAPT.
Data Directory	0258_19.09.20_ETA_UV_VIS_LIMB

Signatures

	Date	Signature
Issued	15-9-98	
< Performed	15.9.98	

Formal Run of Measurement

(Measurement ID) ETA-UV-VIS-LIMB

Request for Actual Status		(cross out entries that are **not** requested.)
Request for Modification	X	(fill in only entries to be modified)
Request for Run	X	(no entries = run based on actual default settings)

Scanner Positions

Azimuth	-65.000	deg
Elevation	-17.700	deg

Timeline for each Data Acquisition Period during Measurement

	1	2	3	4	5	6	7	8	9	10
State ID	9									
Repetitions	10									

State Parameters for States used in Timeline (State ID must be given)

Channel	PET [s] or H#	Co-Adding	PET [s] or H#	Co-Adding	PET [s] or H#	Co-Adding	PET [s] or H#	Co-Adding
1a	64	1						
1b	64	1						
2b	1	64						
2a	1	64						
3	64	1						
4	64	1						
5	64	1						
6	16	4						
7	2	32						
8	2	32						
State ID								

20.4
Formal Run
EXTRA STRAY
bandpass 380 nm
ABORTED
(saturation)
NOT IN DATA-DIR

Stimuli Settings for Existing Blocks in Measurement

Block No	Stimuli Setup ID	PPC [deg]	Polarizer [deg]	Shutter open/close	Acquisition Time [s]	Lambda [nm] Start	Stop	Step	Repetition Factor	Message	OS Setup Time [s]
		See previous meas.									
		(Formal Run 340 nm)									

Measurement Data Description

Test Purpose	
Remark	UTD 53 ADAPT
Data Directory	0258_19.39.32_ETAUV_VIS_LIMB

Signatures

	Date	Signature
Issued	15-9-98	
Performed	15.9.98	

	LOG SHEET SCHIAMACHY CALIBRATION	
Date/Time	**Description of action**	**Measurement directory**
15/9/98	M te Plate, DJ Nijssen, Lou van der Spek.	
	Special Straylight measurement was analysed in data-dir / ETA-nn / 23	

Formal Run of Measurement

(Measurement ID) EYA_UV-VIS-LIMB

Request for Actual Status
Request for Modification
Request for Run

(cross out entries that are not requested.)
(fill in only entries to be modified)
(no entries = run based on actual default settings)

Scanner Positions

data-dir/ETA-UV/23
gerun_aversion 'ed'
Mte Plate

Azimuth	-45.000	deg
Elevation	-17.700	deg

Timeline for each Data Acquisition Period during Measurement

	1	2	3	4	5	6	7	8	9	10
State ID	9									
Repetitions	10									

State Parameters for States used in Timeline (State ID must be given)

Channel	PET [s] or H#	Co-Adding	PET [s] or H#	Co-Adding	PET [s] or H#	Co-Adding	PET [s] or H#	Co-Adding
1a	64	1						
1b	64	1						
2b	0,5	64						
2a	0,5	64						
3	64	1						
4	64	1						
5	64	1						
6	16	4						
7	2	32						
8	2	32						
State ID								

20.4
Formal Run
Extra Stray
bandpass 380 nm

Stimuli Settings for Existing Blocks in Measurement

Block No	Stimuli Setup ID	PPC [deg]	Polarizer [deg]	Shutter open/close	Acquisition Time [s]	Lambda [nm] Start	Stop	Step	Repetition Factor	Message	OS Setup Time [s]

See previous meas.
(Formal Run 340 nm)

Measurement Data Description

Test Purpose	
Remark	UTD 53 ADAPT.
Data Directory	0258_20.08.41_ETA_UV_VIS_LIMB

Signatures

	Date	Signature
Issued	15-9-98	[signature]
Performed	15.9.98	[signature]

Remark :
EGSE-File : /disk1/SciaSCOE/log/DATA-DIR/ETA-UV/23/scia_15091998_201146205.egse_ltf record = 93
Date : Tue 15-Sep-98 20:25:34 Channel # 3FM

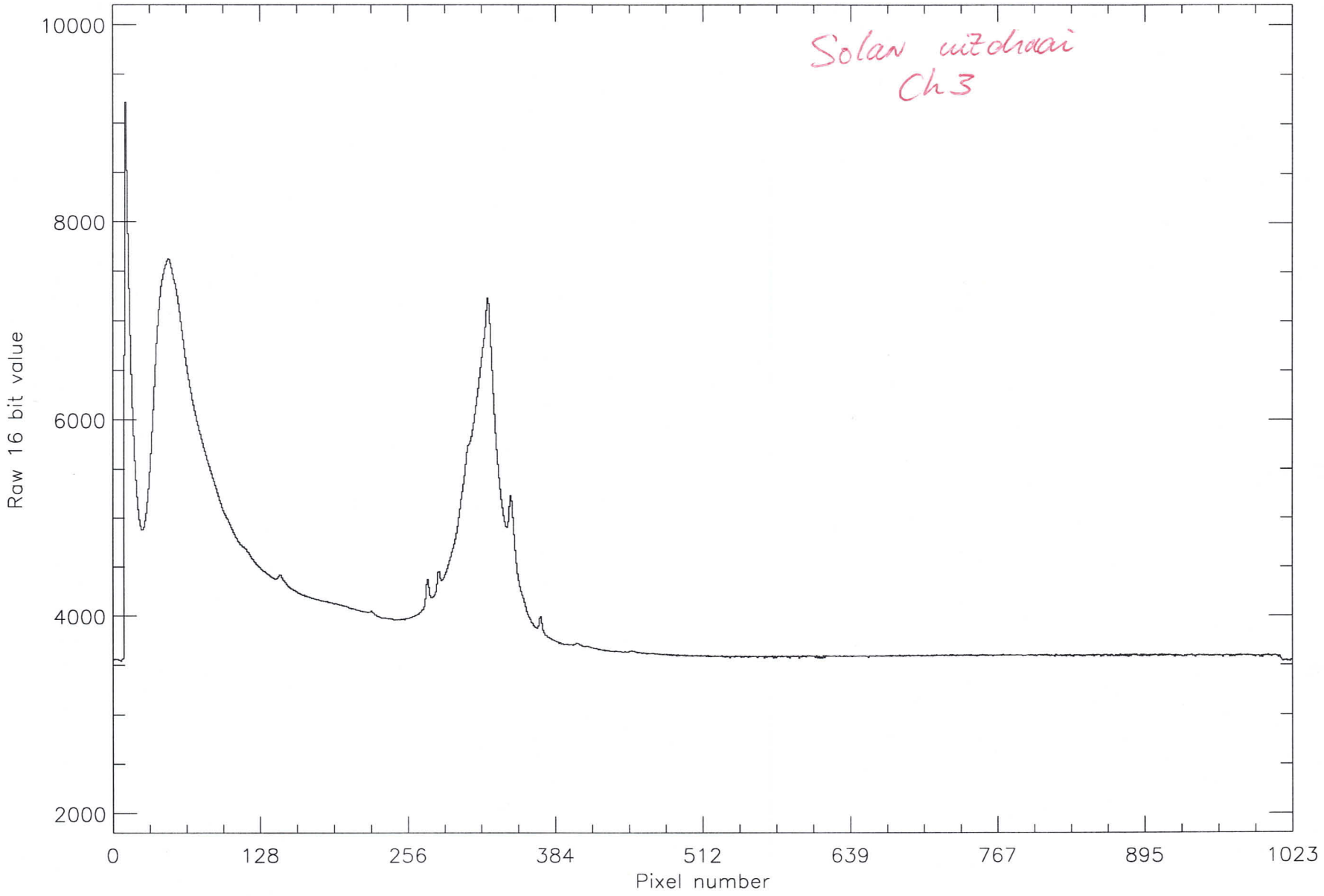

Remark :
EGSE-File : /disk1/SciaSCOE/log/DATA-DIR/ETA-UV/23/scia_15091998_201146205.egse_ltf record = 94
Date : Tue 15-Sep-98 20:25:34 Channel # 4FM

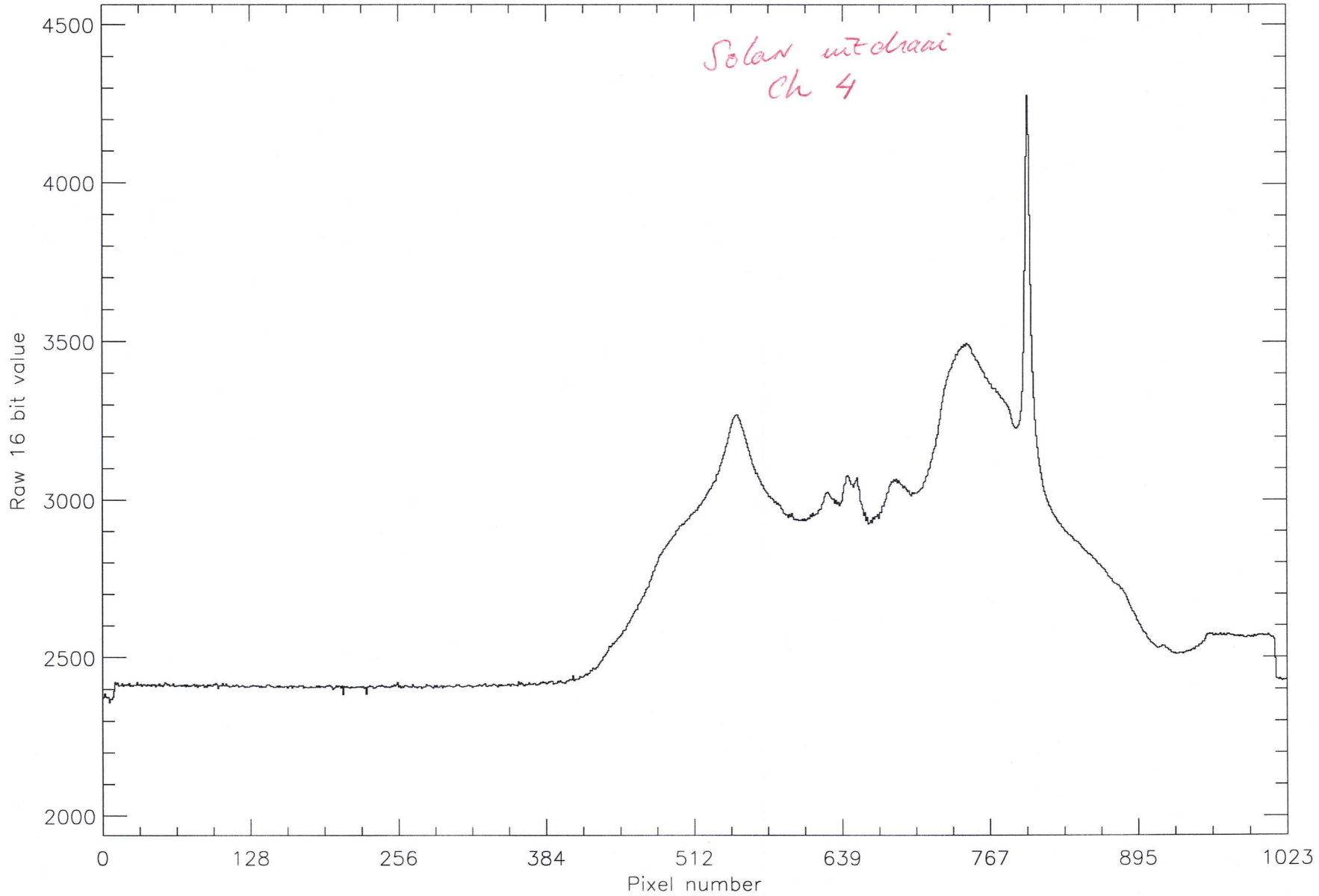

Remark :
EGSE-File : /disk1/SciaSCOE/log/DATA-DIR/ETA-UV/23/scia_15091998_201146205.egse_ltf record = 95
Date : Tue 15-Sep-98 20:25:34 Channel # 5FM

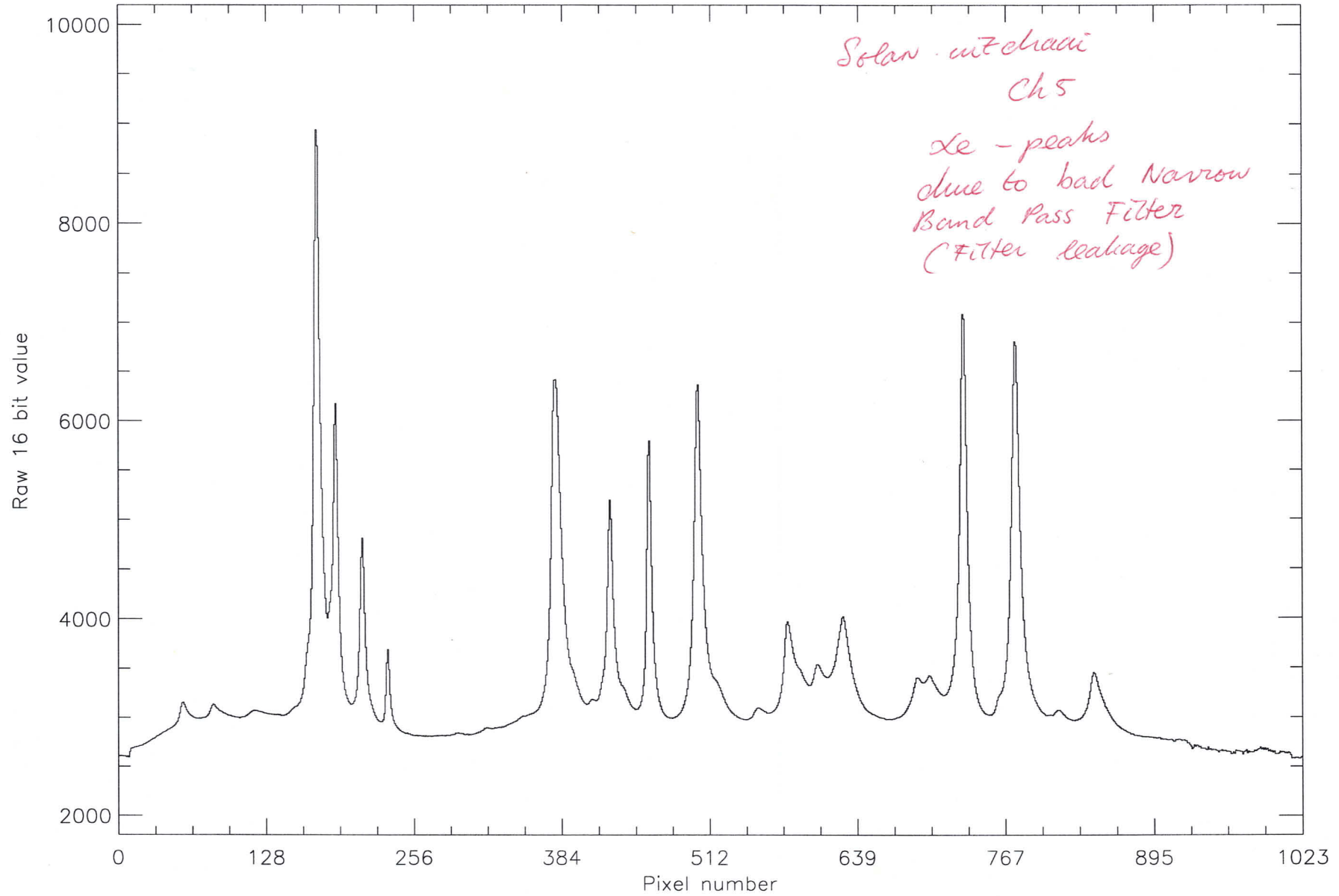

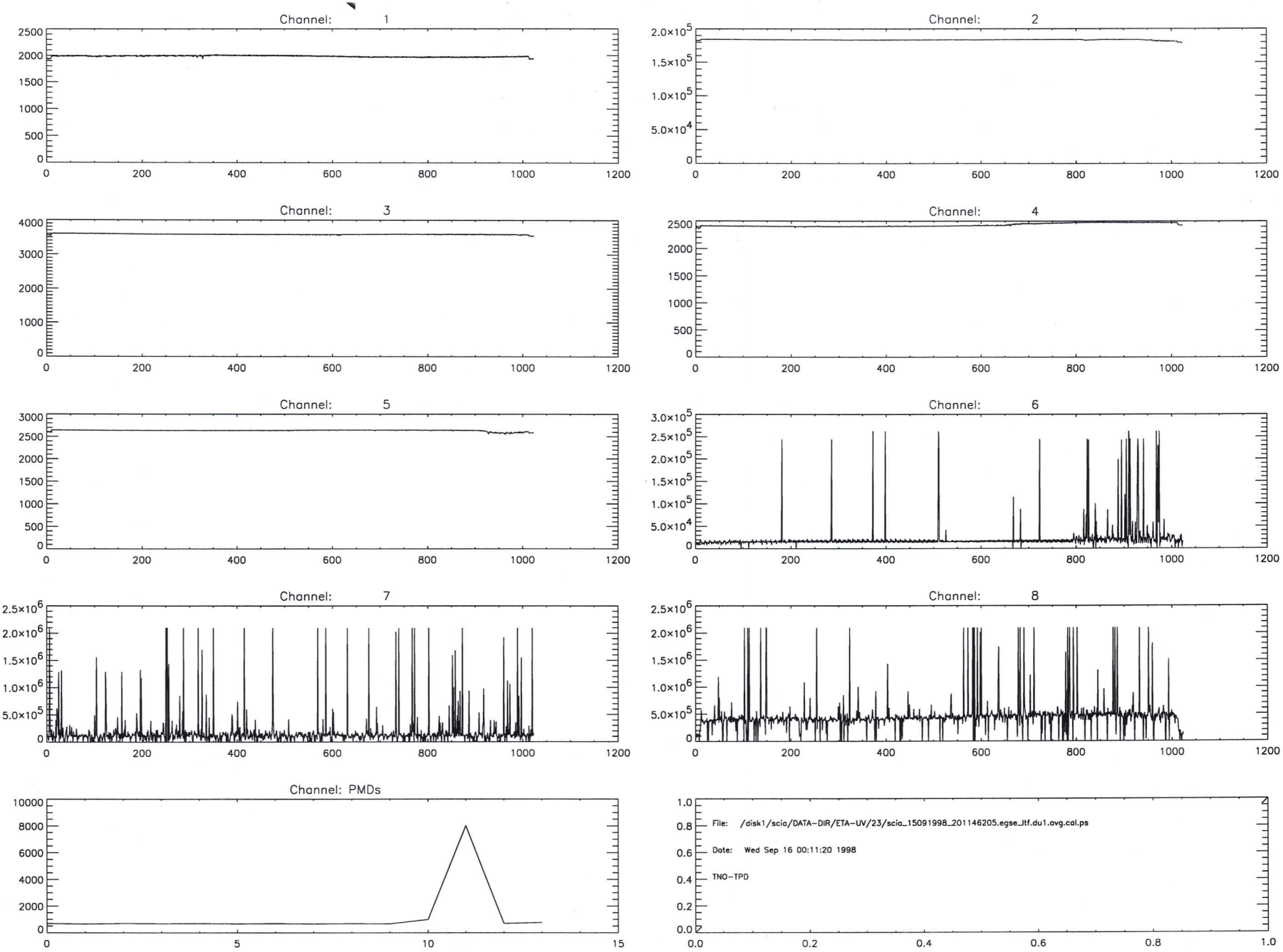
Channel: 1
Channel: 2
Channel: 3
Channel: 4
Channel: 5
Channel: 6
Channel: 7
Channel: 8
Channel: PMDs
File: /disk1/scia/DATA-DIR/ETA-UV/23/scia_15091998_201146205.egse_ltf.du1.avg.cal.ps
Date: Wed Sep 16 00:11:20 1998
TNO-TPD

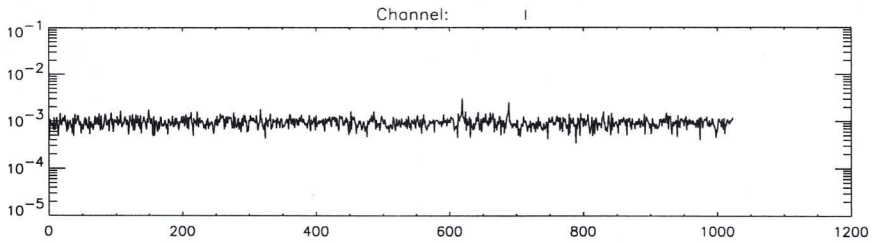
Channel: 1
10^{-1}
10^{-2}
10^{-3}
10^{-4}
10^{-5}
0
200
400
600
800
1000
1200

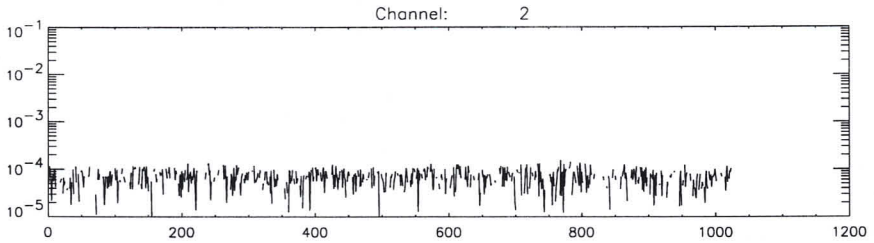
Channel: 2
10^{-1}
10^{-2}
10^{-3}
10^{-4}
10^{-5}
0
200
400
600
800
1000
1200

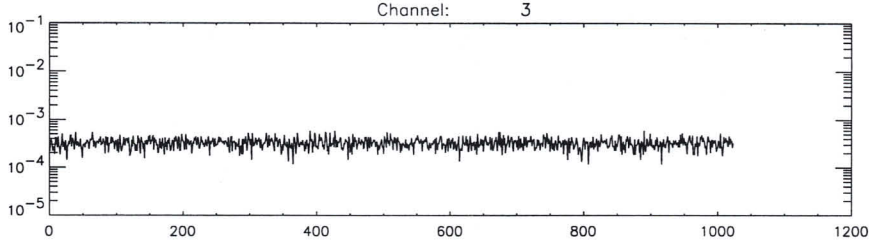
Channel: 3
10^{-1}
10^{-2}
10^{-3}
10^{-4}
10^{-5}
0
200
400
600
800
1000
1200

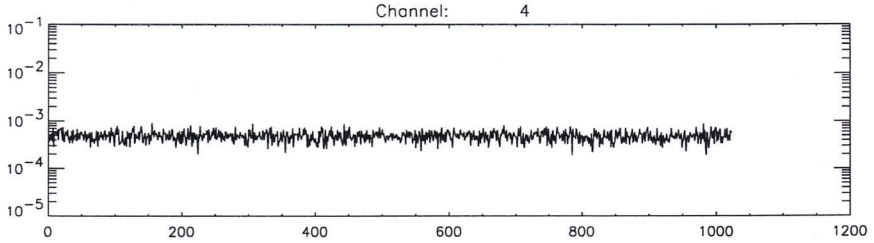
Channel: 4
10^{-1}
10^{-2}
10^{-3}
10^{-4}
10^{-5}
0
200
400
600
800
1000
1200

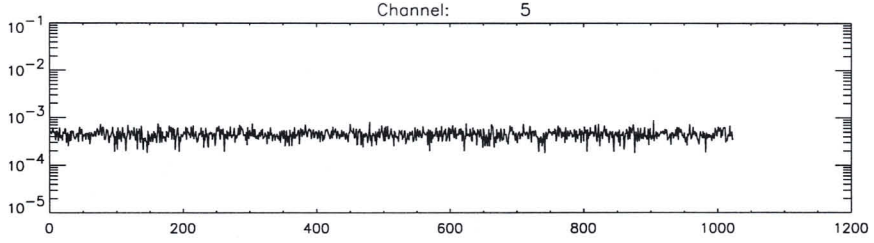
Channel: 5
10^{-1}
10^{-2}
10^{-3}
10^{-4}
10^{-5}
0
200
400
600
800
1000
1200

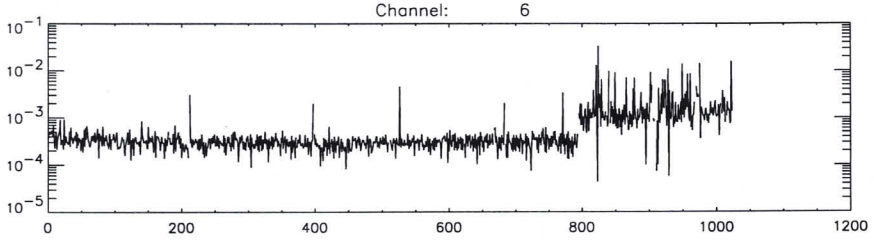
Channel: 6
10^{-1}
10^{-2}
10^{-3}
10^{-4}
10^{-5}
0
200
400
600
800
1000
1200

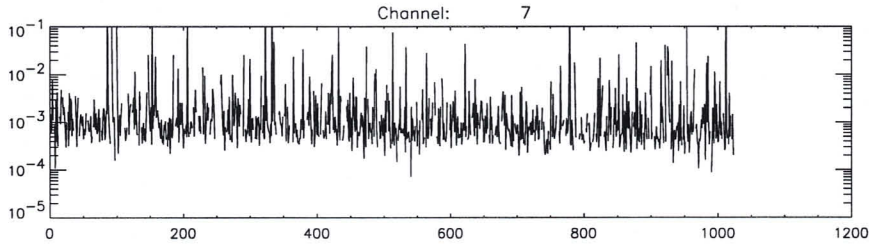
Channel: 7
10^{-1}
10^{-2}
10^{-3}
10^{-4}
10^{-5}
0
200
400
600
800
1000
1200

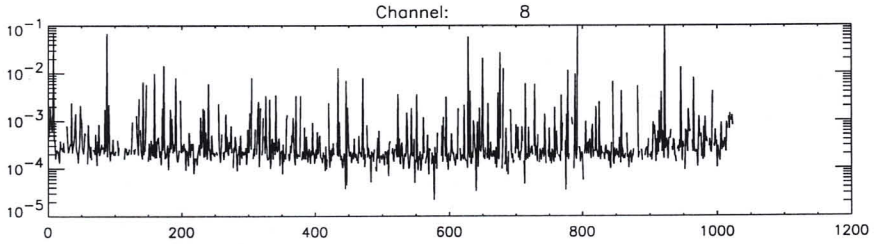
Channel: 8
10^{-1}
10^{-2}
10^{-3}
10^{-4}
10^{-5}
0
200
400
600
800
1000
1200

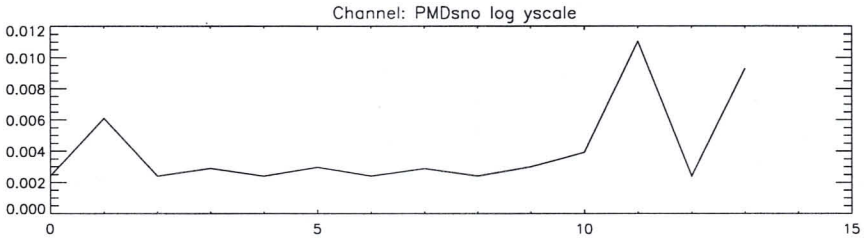
Channel: PMDsno log yscale
0.012
0.010
0.008
0.006
0.004
0.002
0.000
0
5
10
15

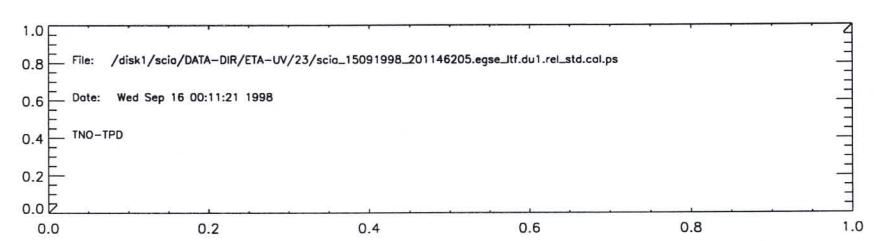
File: /disk1/scia/DATA-DIR/ETA-UV/23/scia_15091998_201146205.egse_ltf.du1.rel_std.col.ps
Date: Wed Sep 16 00:11:21 1998
TNO-TPD
1.0
0.8
0.6
0.4
0.2
0.0
0.0
0.2
0.4
0.6
0.8
1.0

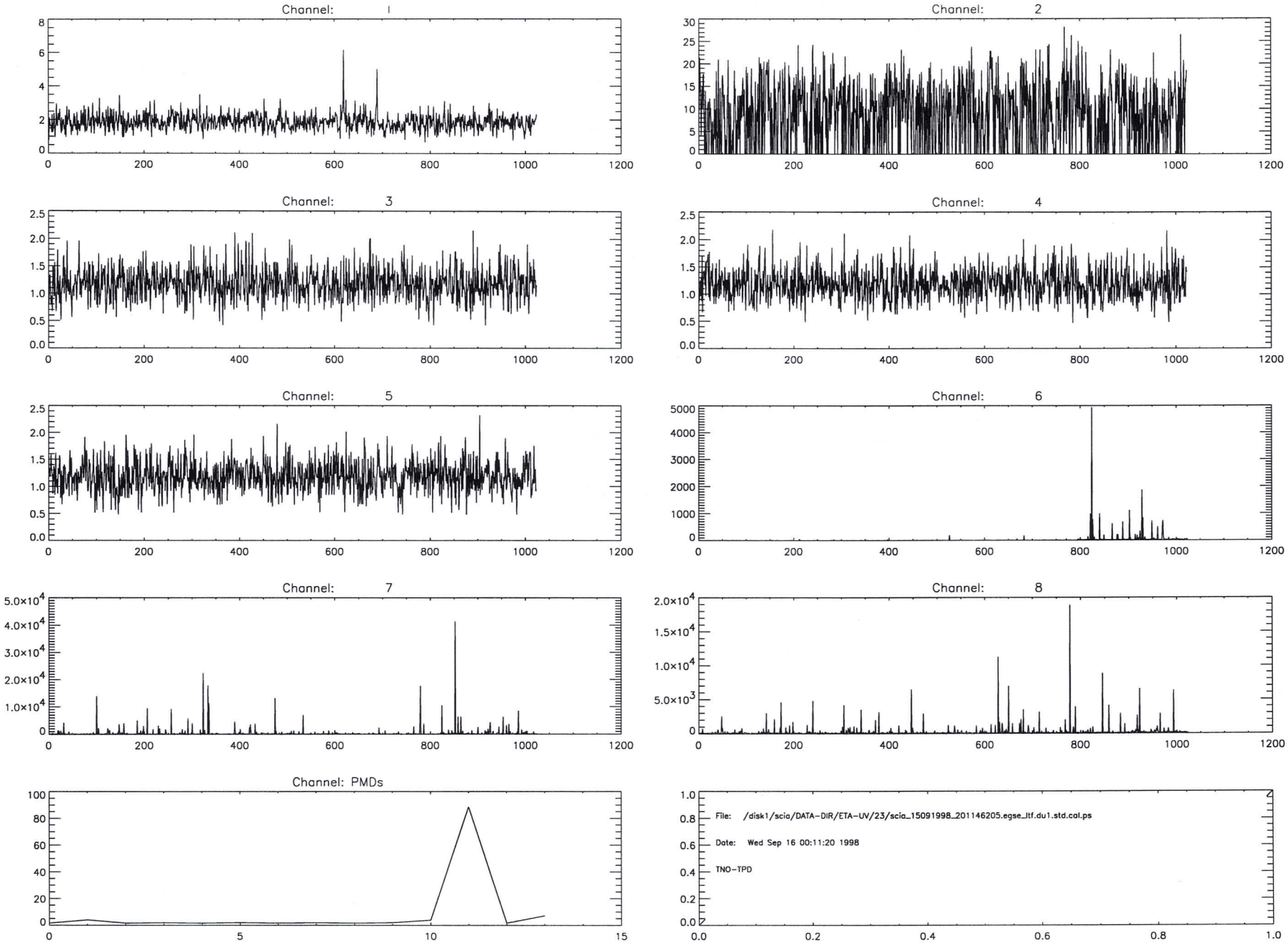
Channel: 1
Channel: 2
Channel: 3
Channel: 4
Channel: 5
Channel: 6
Channel: 7
Channel: 8
Channel: PMDs
File: /disk1/scia/DATA-DIR/ETA-UV/23/scia_15091998_201146205.egse_ltf.du1.std.cal.ps
Date: Wed Sep 16 00:11:20 1998
TNO-TPD

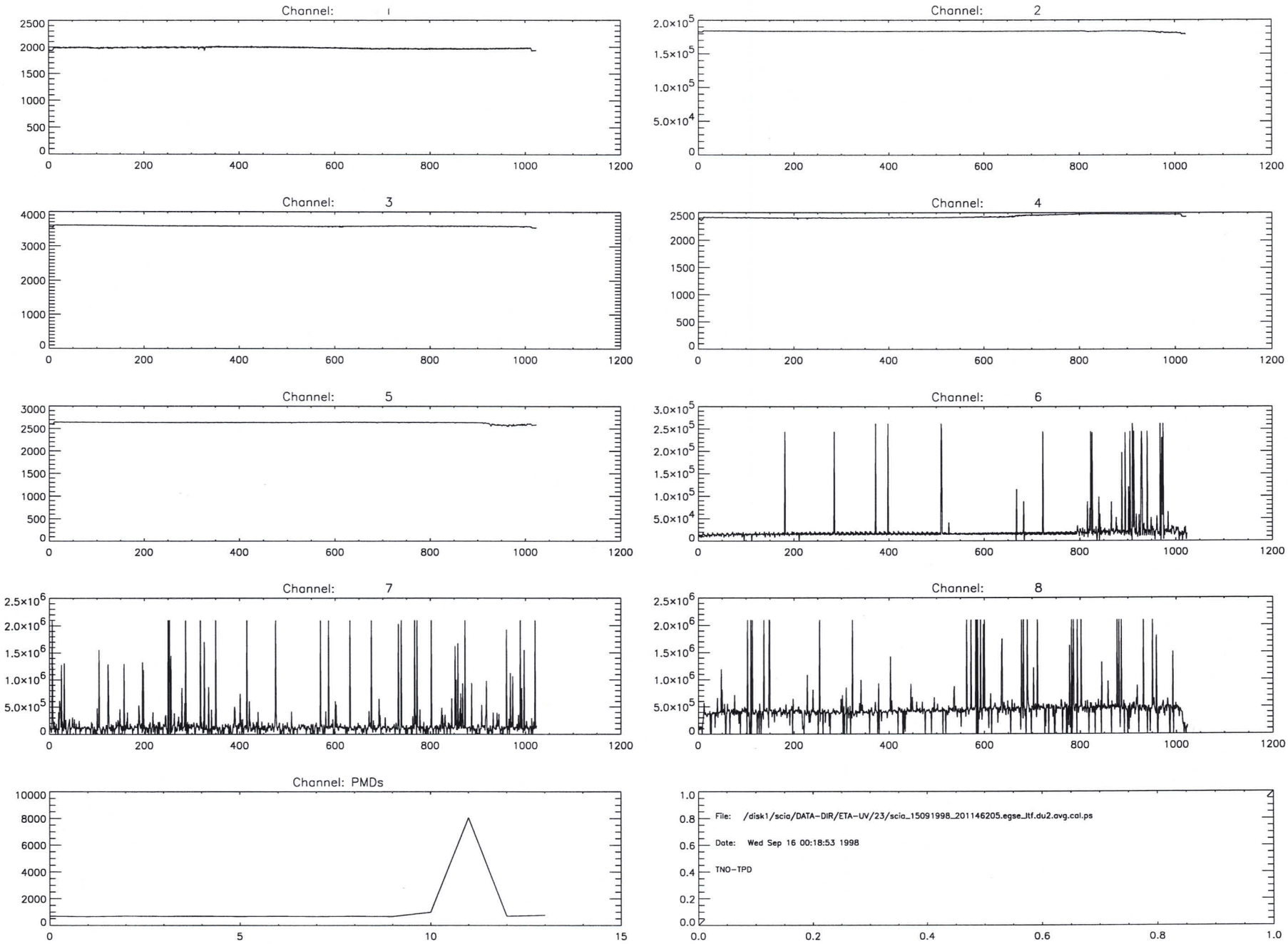
Channel: 1
Channel: 2
Channel: 3
Channel: 4
Channel: 5
Channel: 6
Channel: 7
Channel: 8
Channel: PMDs
File: /disk1/scia/DATA-DIR/ETA-UV/23/scia_15091998_201146205.egse_itf.du2.avg.cal.ps
Date: Wed Sep 16 00:18:53 1998
TNO-TPD

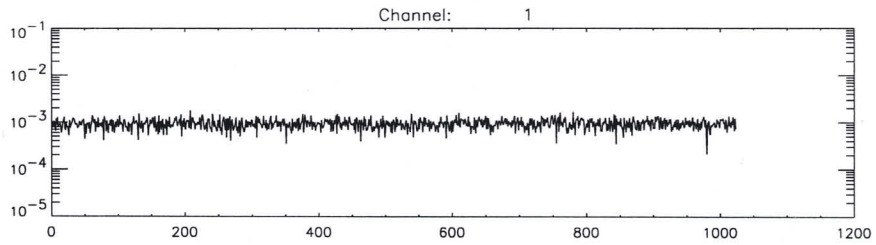
Channel: 1
10^{-1}
10^{-2}
10^{-3}
10^{-4}
10^{-5}
0
200
400
600
800
1000
1200

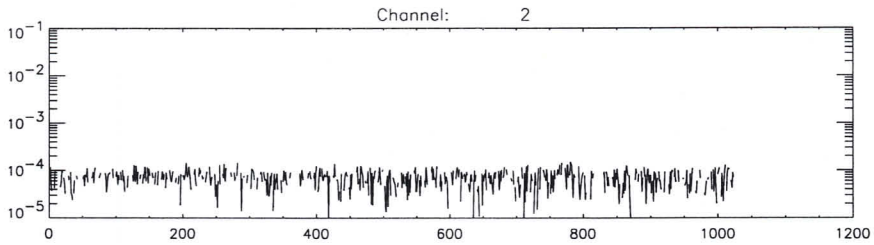
Channel: 2
10^{-1}
10^{-2}
10^{-3}
10^{-4}
10^{-5}
0
200
400
600
800
1000
1200

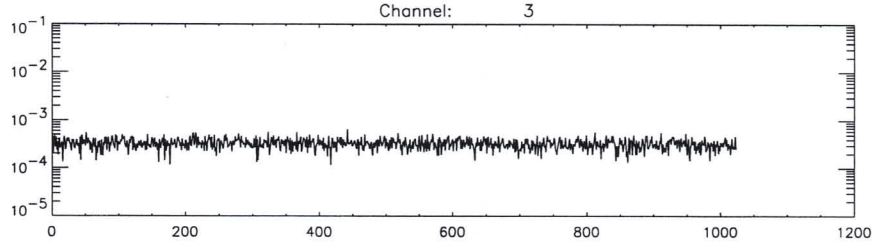
Channel: 3
10^{-1}
10^{-2}
10^{-3}
10^{-4}
10^{-5}
0
200
400
600
800
1000
1200

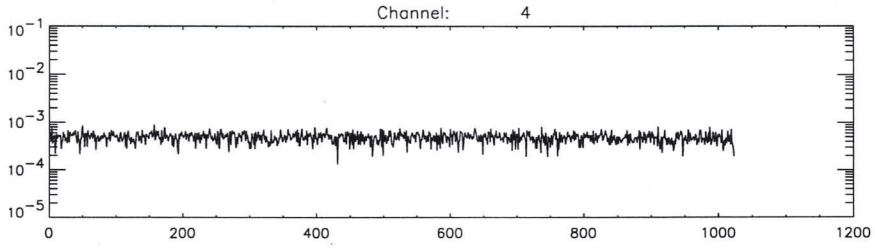
Channel: 4
10^{-1}
10^{-2}
10^{-3}
10^{-4}
10^{-5}
0
200
400
600
800
1000
1200

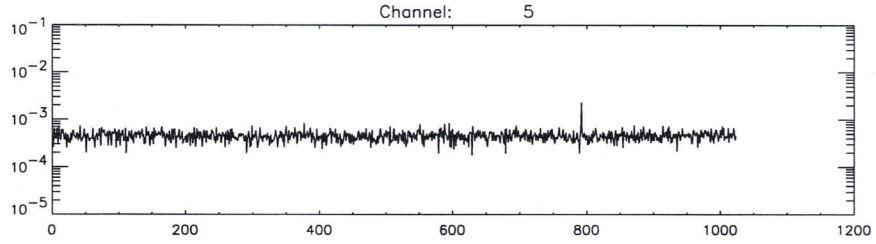
Channel: 5
10^{-1}
10^{-2}
10^{-3}
10^{-4}
10^{-5}
0
200
400
600
800
1000
1200

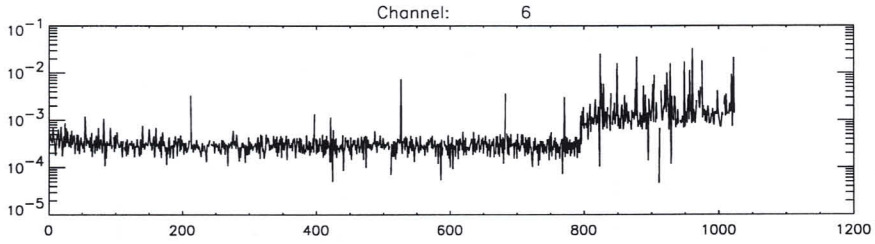
Channel: 6
10^{-1}
10^{-2}
10^{-3}
10^{-4}
10^{-5}
0
200
400
600
800
1000
1200

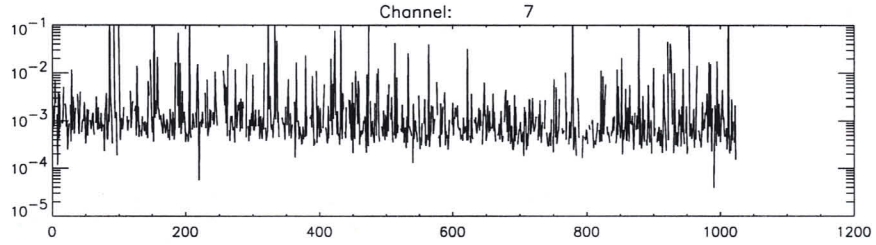
Channel: 7
10^{-1}
10^{-2}
10^{-3}
10^{-4}
10^{-5}
0
200
400
600
800
1000
1200

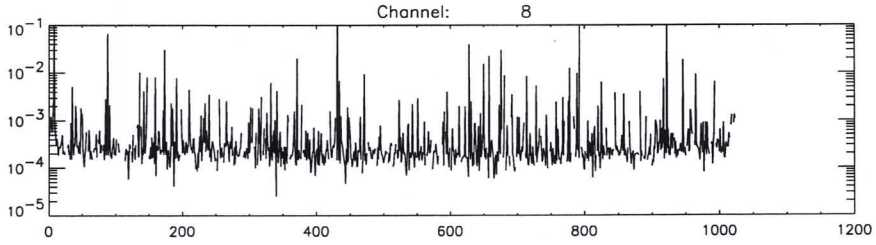
Channel: 8
10^{-1}
10^{-2}
10^{-3}
10^{-4}
10^{-5}
0
200
400
600
800
1000
1200

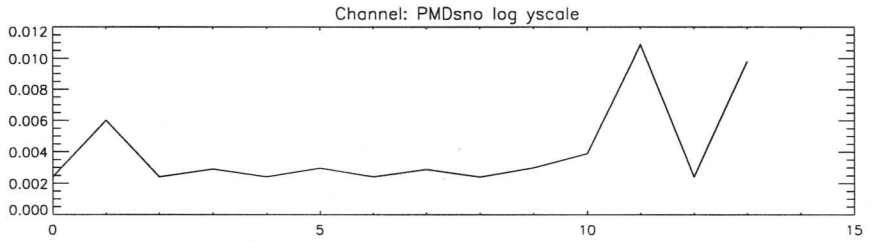
Channel: PMDsno log yscale
0.012
0.010
0.008
0.006
0.004
0.002
0.000
0
5
10
15

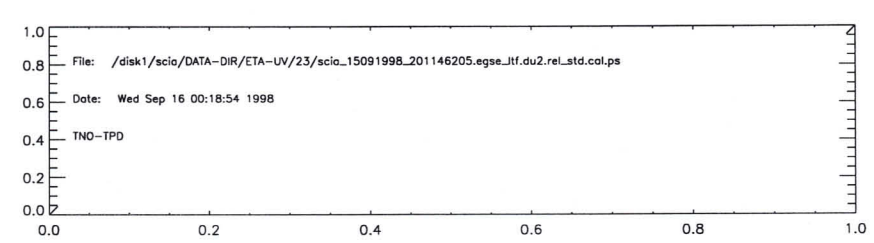
File: /disk1/scia/DATA-DIR/ETA-UV/23/scia_15091998_201146205.egse_ltf.du2.rel_std.col.ps
Date: Wed Sep 16 00:18:54 1998
TNO-TPD
1.0
0.8
0.6
0.4
0.2
0.0
0.0
0.2
0.4
0.6
0.8
1.0

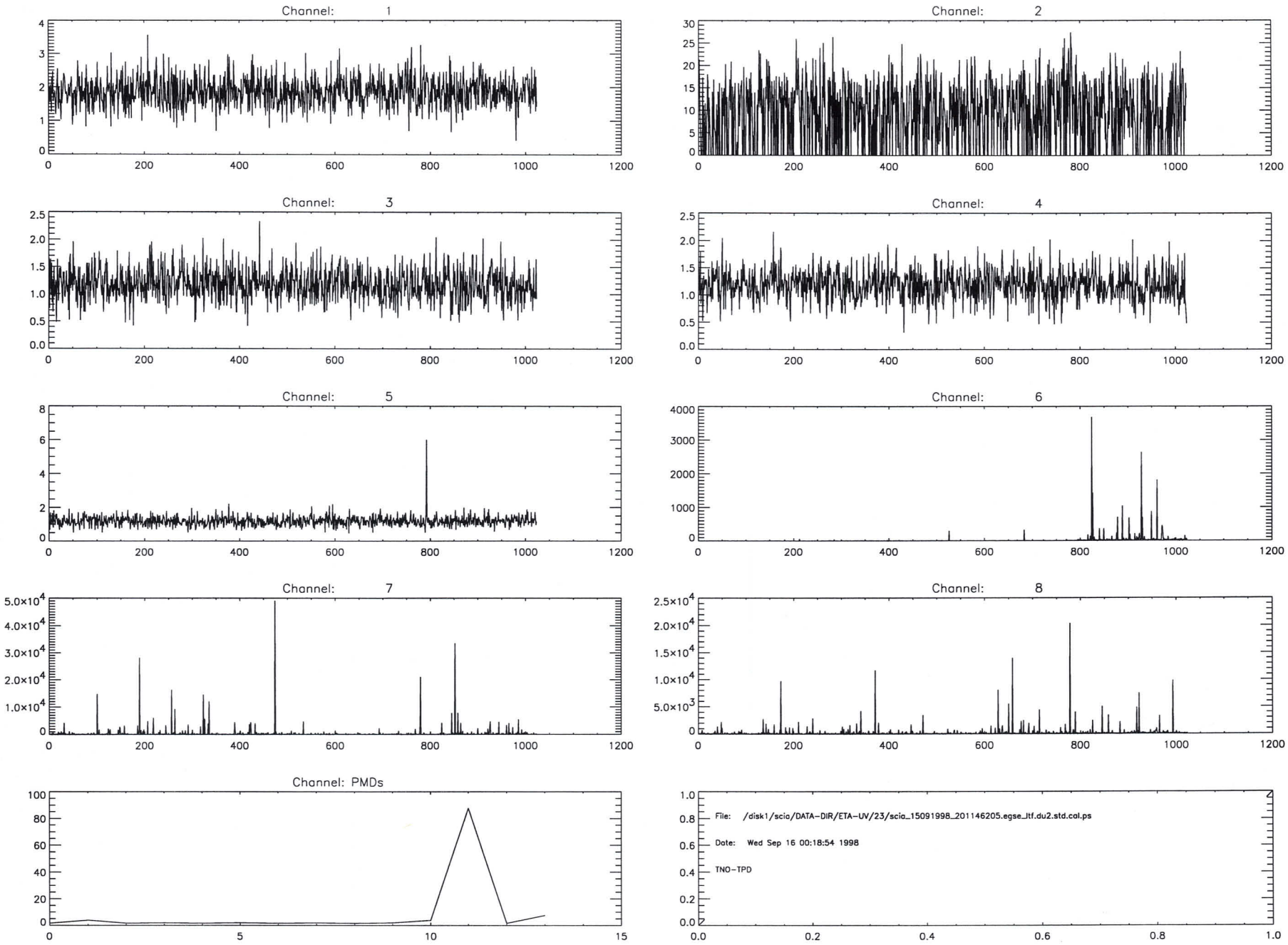
Channel: 1
Channel: 2
Channel: 3
Channel: 4
Channel: 5
Channel: 6
Channel: 7
Channel: 8
Channel: PMDs
File: /disk1/scia/DATA-DIR/ETA-UV/23/scia_15091998_201146205.egse_ltf.du2.std.cal.ps
Date: Wed Sep 16 00:18:54 1998
TNO-TPD

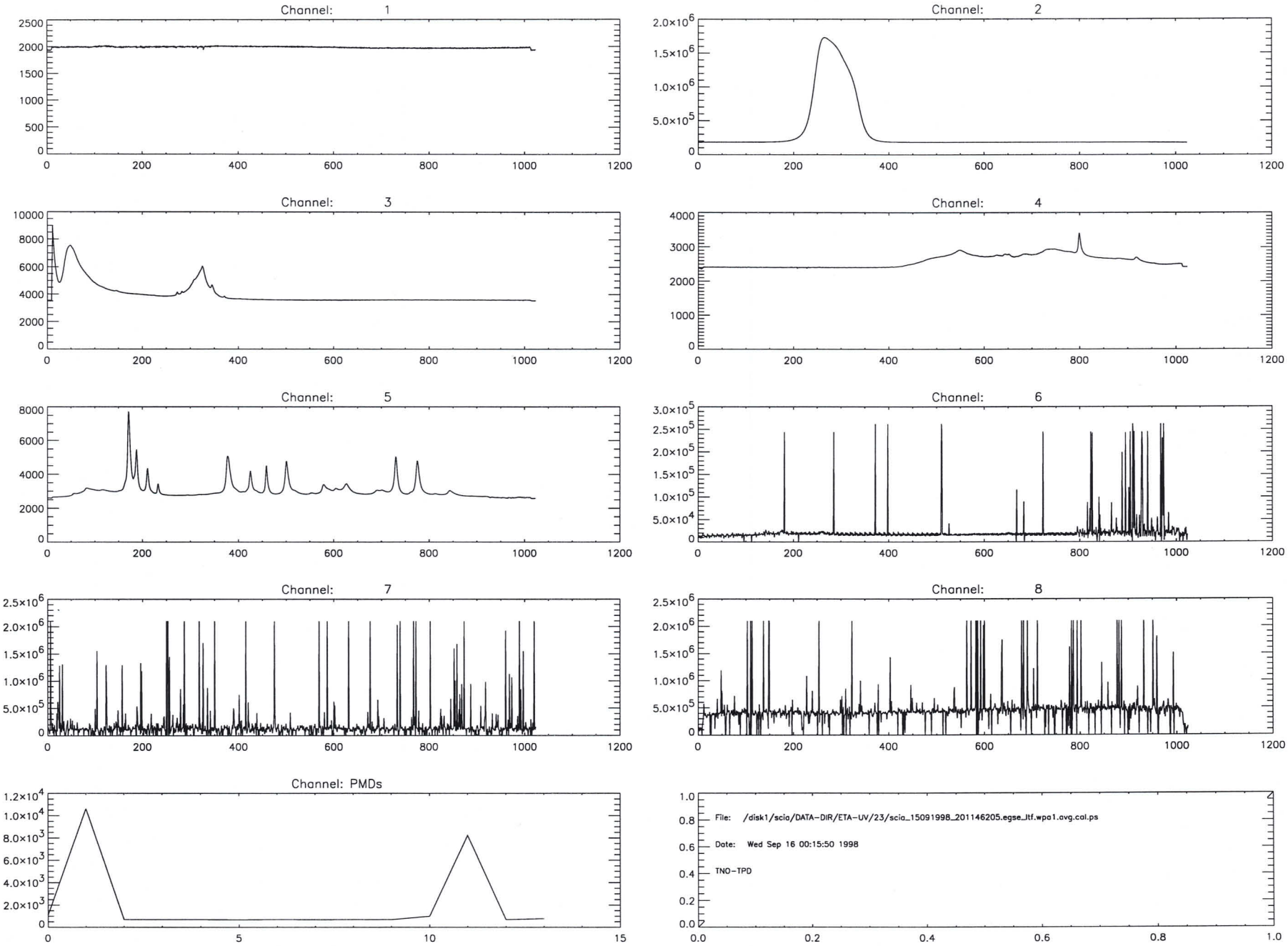
Channel: 1
Channel: 2
Channel: 3
Channel: 4
Channel: 5
Channel: 6
Channel: 7
Channel: 8
Channel: PMDs
File: /disk1/scia/DATA-DIR/ETA-UV/23/scia_15091998_201146205.egse_itf.wpa1.avg.cal.ps
Date: Wed Sep 16 00:15:50 1998
TNO-TPD

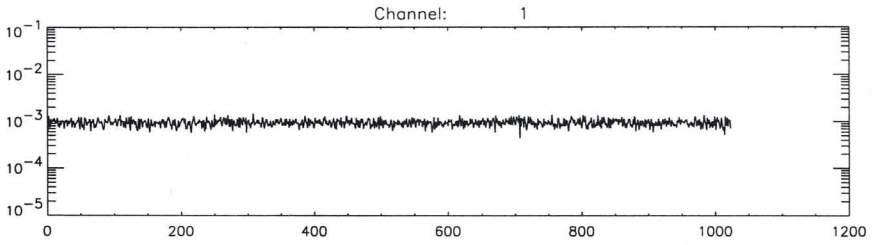
Channel: 1

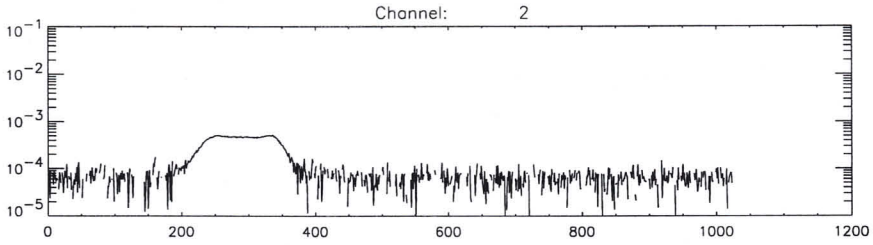
Channel: 2

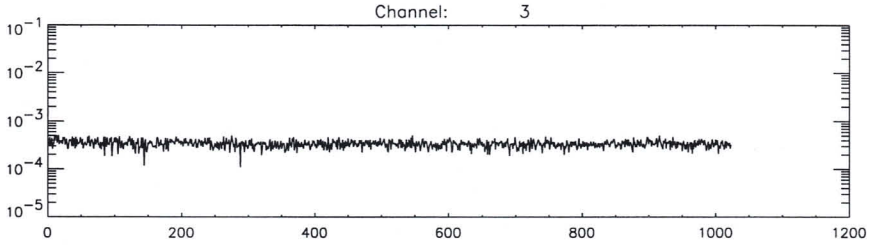
Channel: 3

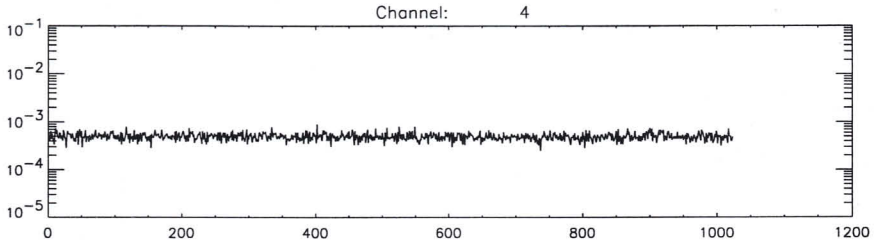
Channel: 4

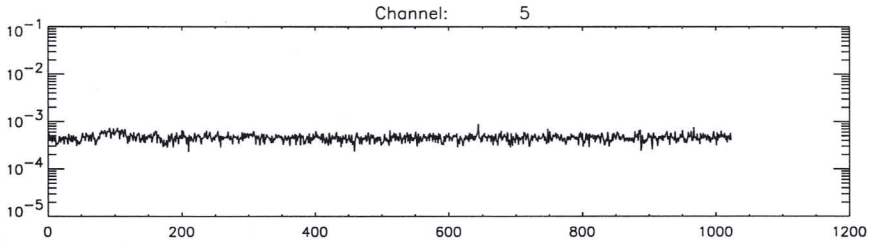
Channel: 5

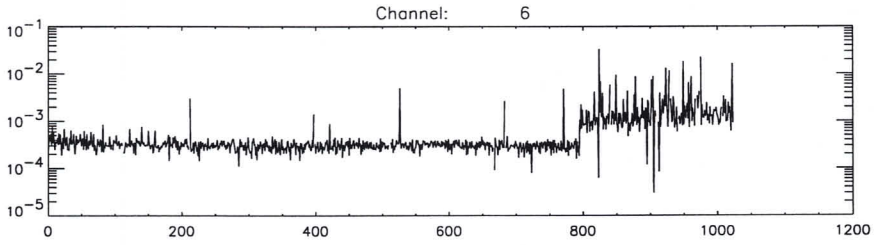
Channel: 6

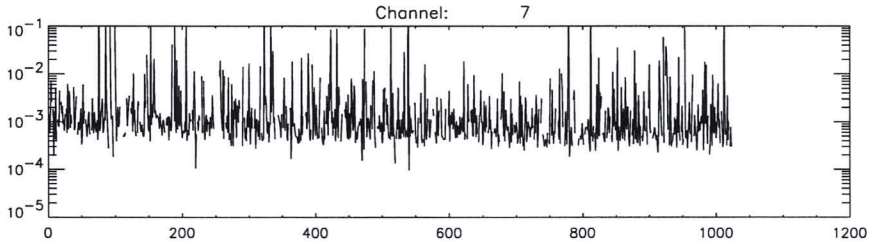
Channel: 7

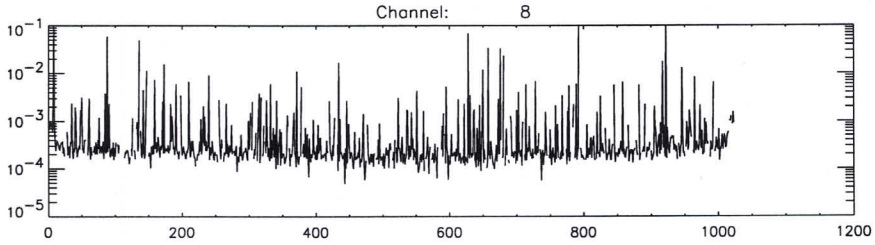
Channel: 8

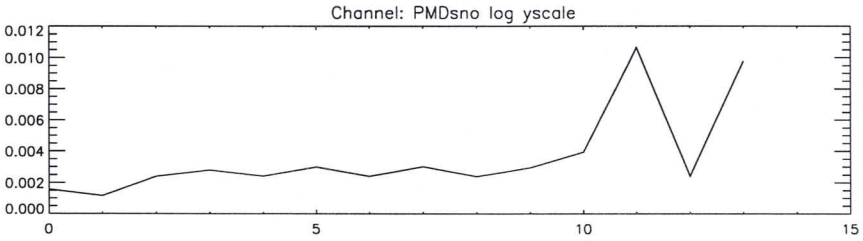
Channel: PMDsno log yscale

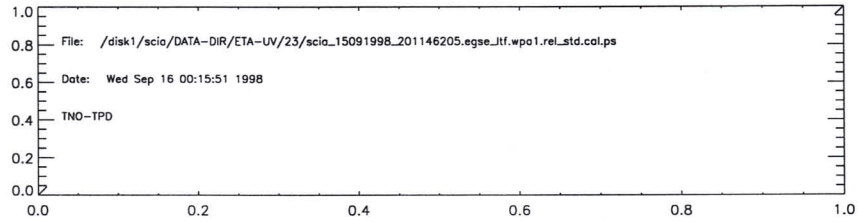
File: /disk1/scia/DATA-DIR/ETA-UV/23/scia_15091998_201146205.egse_ltf.wpa1.rel_std.cal.ps
Date: Wed Sep 16 00:15:51 1998
TNO-TPD

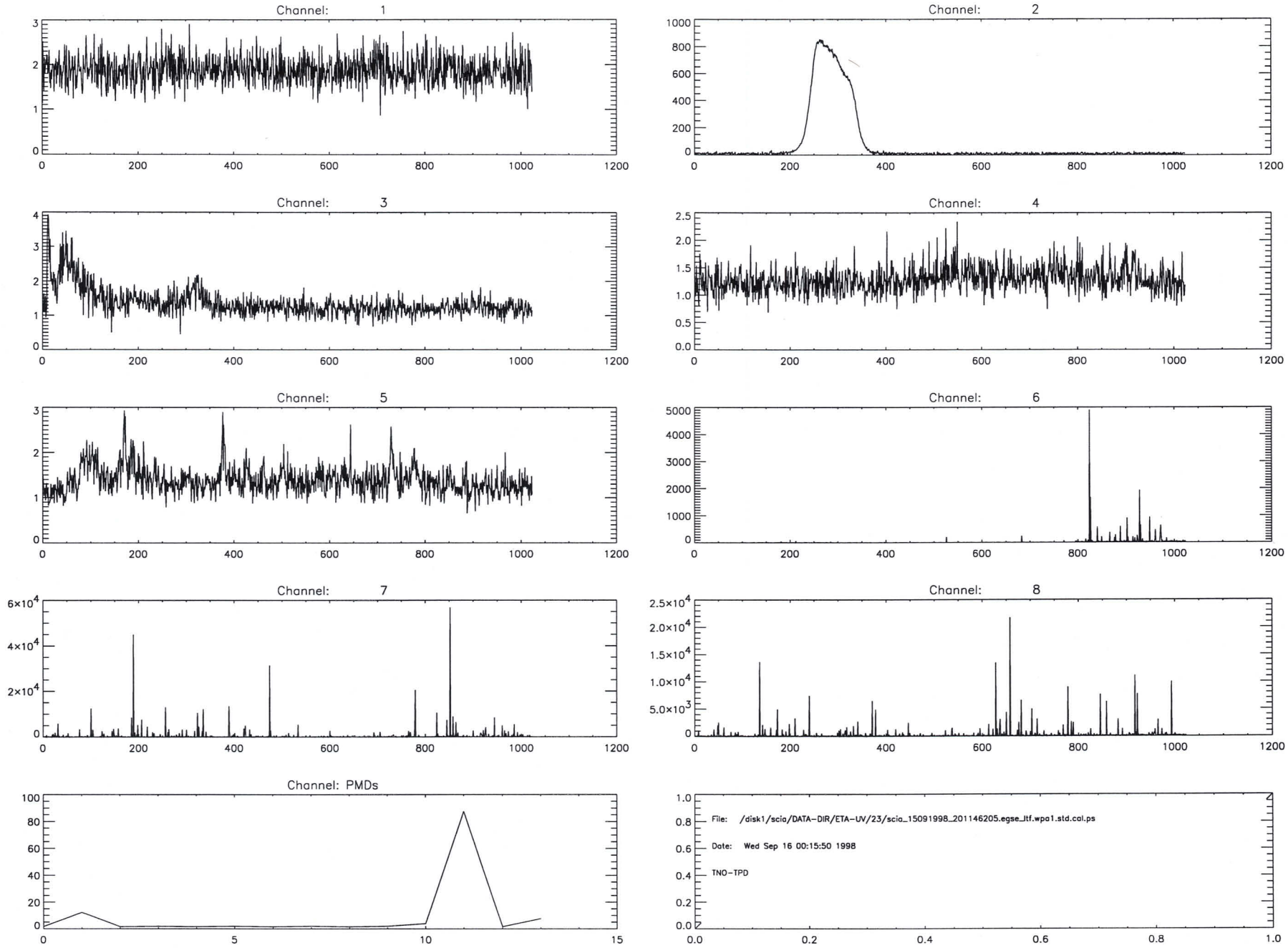
Channel: 1
Channel: 2
Channel: 3
Channel: 4
Channel: 5
Channel: 6
Channel: 7
Channel: 8
Channel: PMDs
File: /disk1/scia/DATA-DIR/ETA-UV/23/scia_15091998_201146205.egse_Itf.wpa1.std.col.ps
Date: Wed Sep 16 00:15:50 1998
TNO-TPD

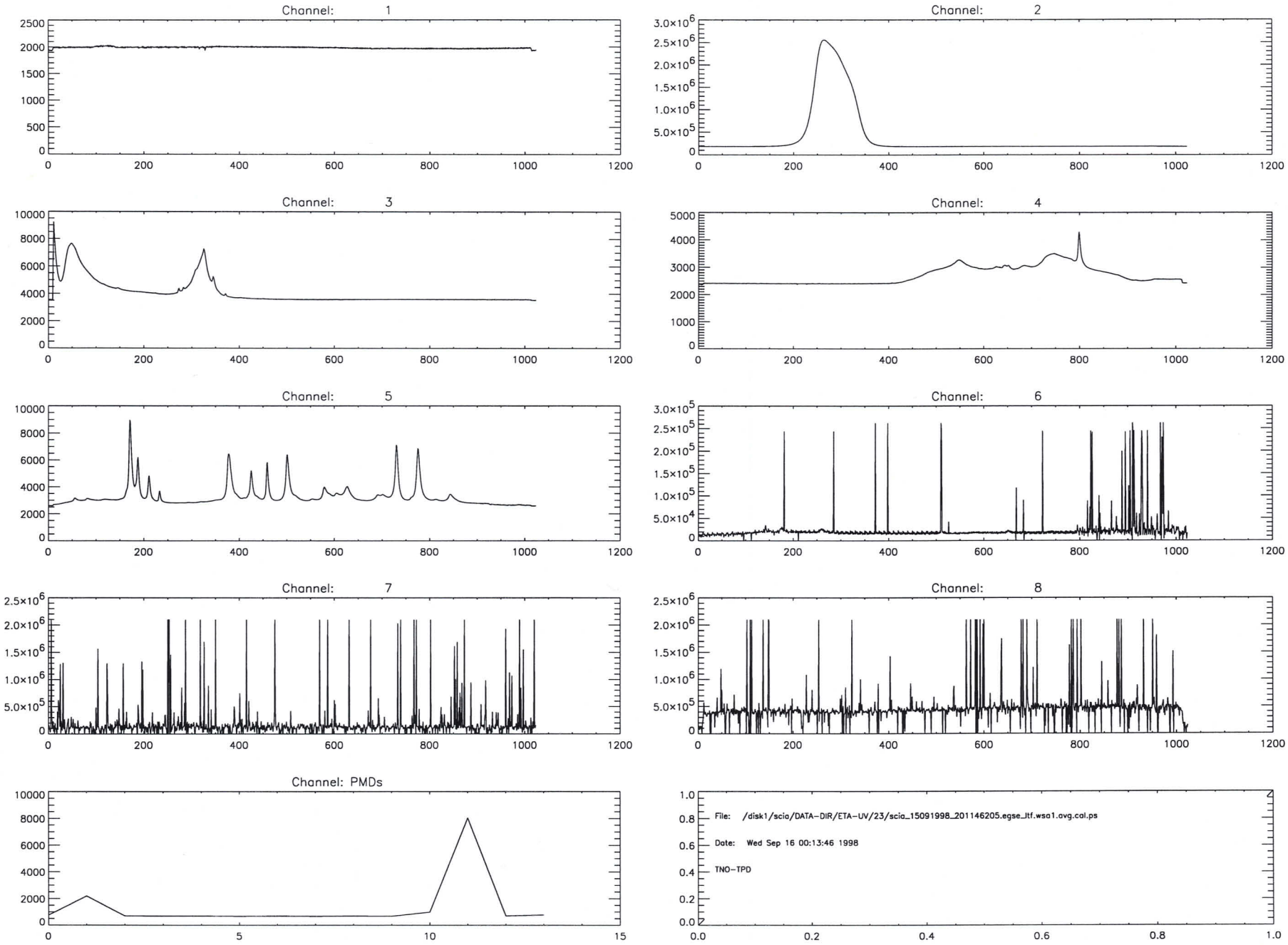
Channel: 1
Channel: 2
Channel: 3
Channel: 4
Channel: 5
Channel: 6
Channel: 7
Channel: 8
Channel: PMDs
File: /disk1/scia/DATA-DIR/ETA-UV/23/scia_15091998_201146205.egse_ltf.wsa1.avg.cal.ps
Date: Wed Sep 16 00:13:46 1998
TNO-TPD

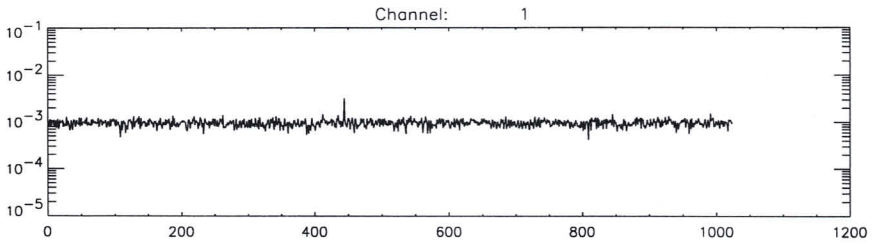
Channel: 1

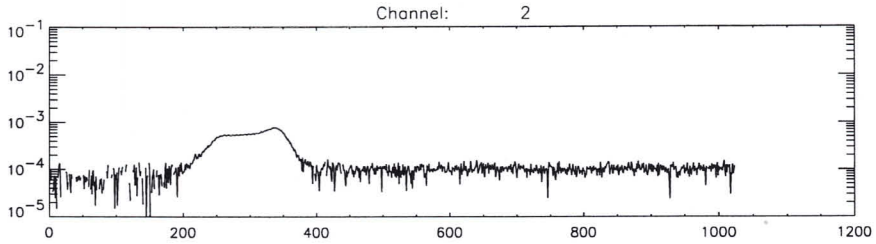
Channel: 2

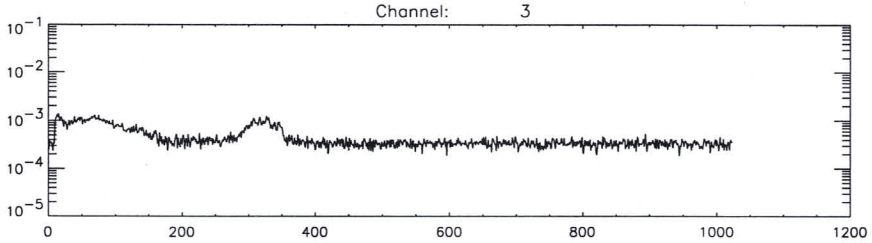
Channel: 3

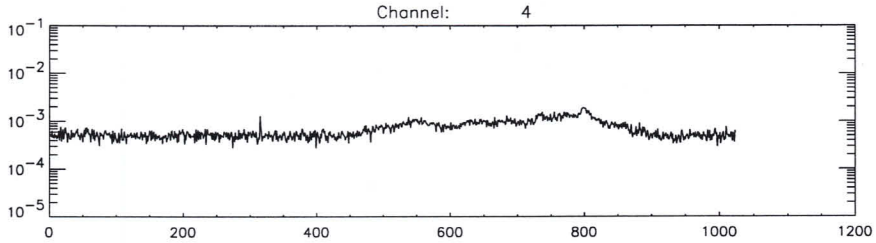
Channel: 4

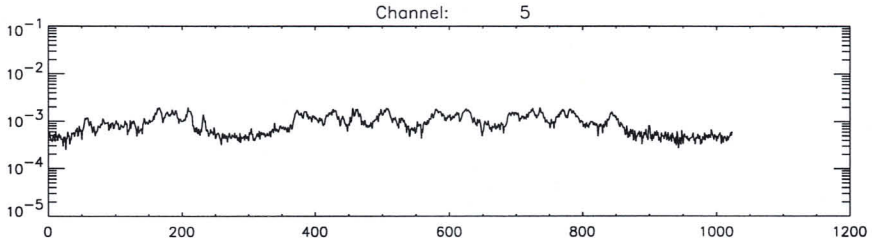
Channel: 5

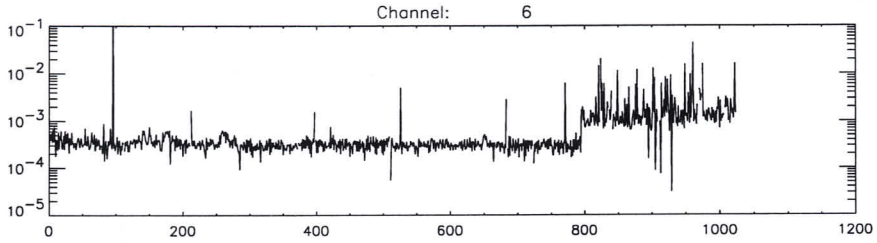
Channel: 6

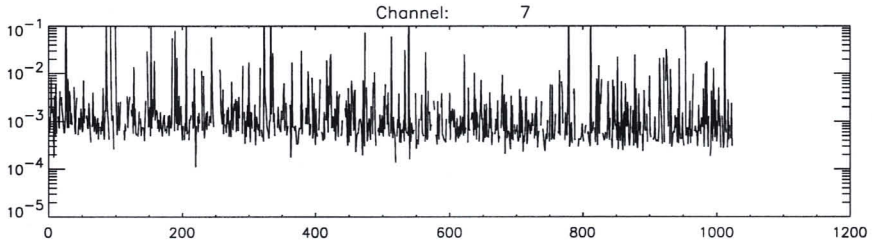
Channel: 7

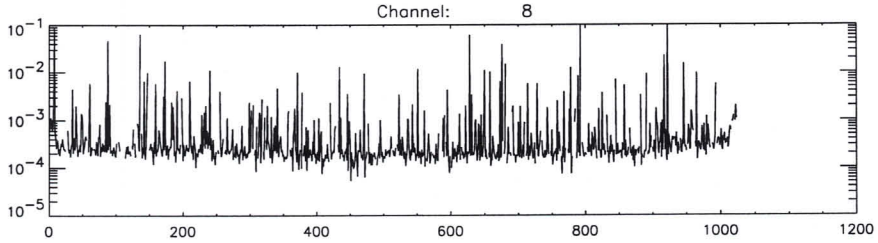
Channel: 8

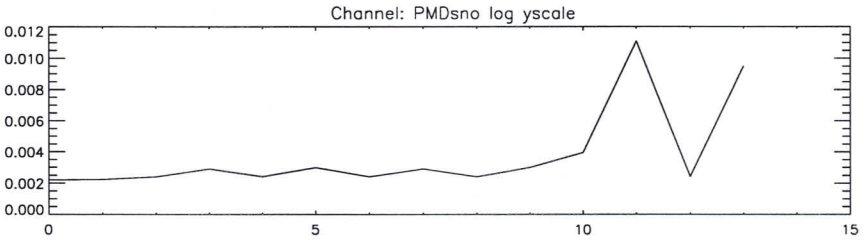
Channel: PMDsno log yscale

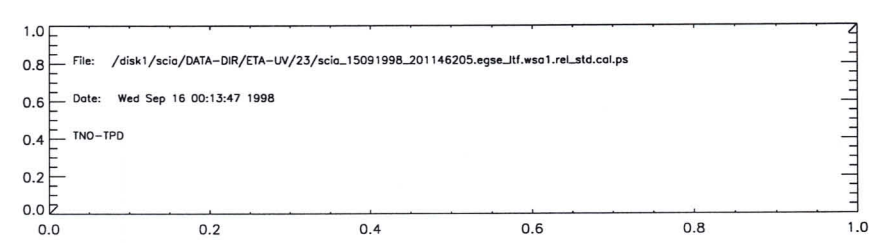
File: /disk1/scio/DATA-DIR/ETA-UV/23/scia_15091998_201146205.egse_ltf.wsa1.rel_std.cal.ps
Date: Wed Sep 16 00:13:47 1998
TNO-TPD

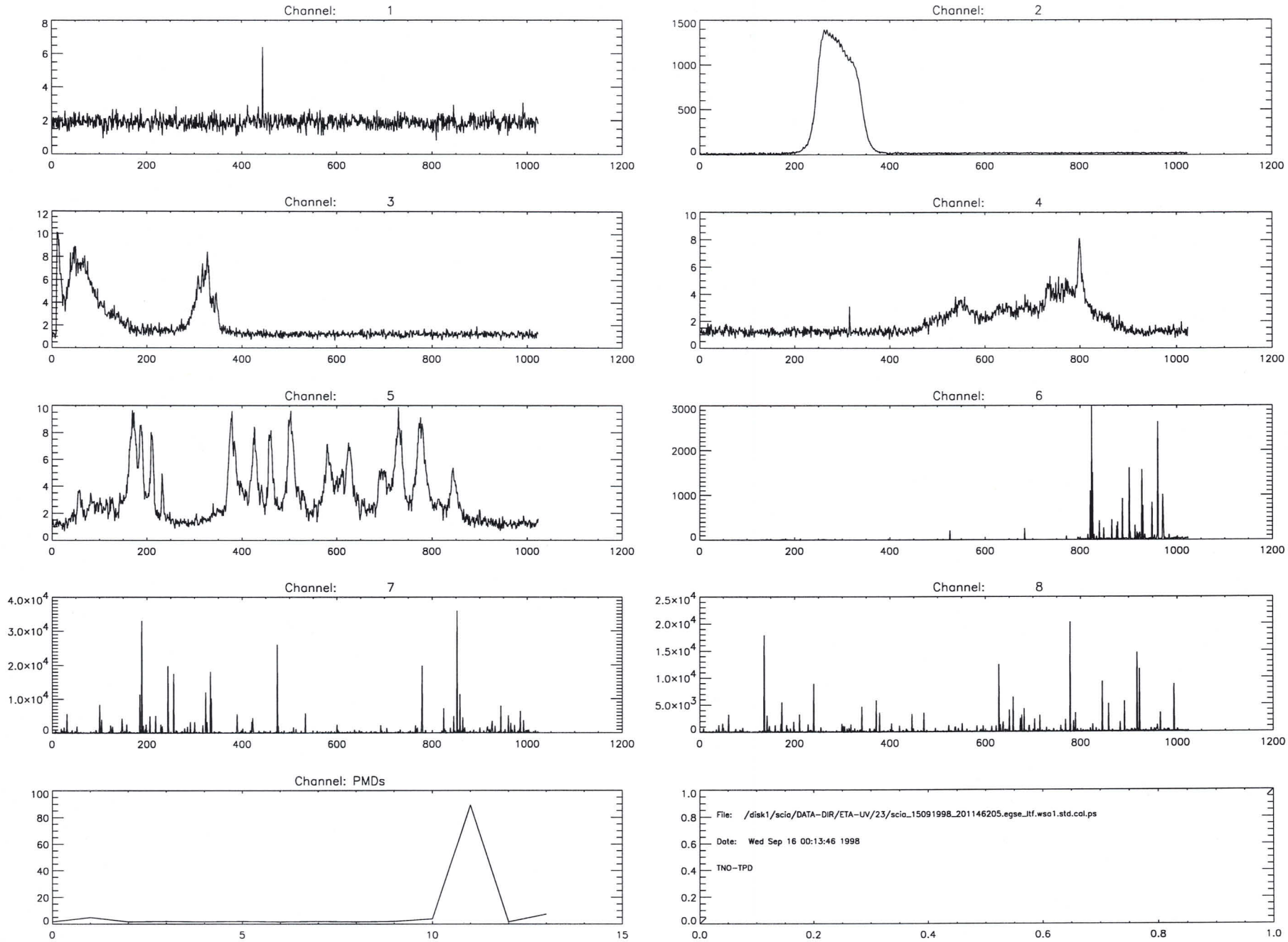
Channel: 1
Channel: 2
Channel: 3
Channel: 4
Channel: 5
Channel: 6
Channel: 7
Channel: 8
Channel: PMDs
File: /disk1/scia/DATA-DIR/ETA-UV/23/scia_15091998_201146205.egse_ltf.wsa1.std.cal.ps
Date: Wed Sep 16 00:13:46 1998
TNO-TPD

#####
#####
#####
#####
#####
User: scia6!scia
#####
Title: scia_15091998_201146205.egse_ltf.du1.log
#####
scia6
#####
Printed: Wed 00:19 Sep 16, 1998
#####
Job number: hp6mp-696
#####
#####
#####
#####
#####

```
time       = Wed Sep 16 00:11:21 1998
batch      = du1
Start TOD = Tue 15-Sep-98 20:12:13
End   TOD = Tue 15-Sep-98 20:25:03
Processing= computation of average, standard dev. and rel.standard dev.
```

```
time       = Wed Sep 16 00:17:51 1998
batch      = du2
Start TOD = Tue 15-Sep-98 21:16:15
End   TOD = Tue 15-Sep-98 21:41:38
Processing= computation of average, standard dev. and rel.standard dev.
time       = Wed Sep 16 00:18:54 1998
batch      = du2
Start TOD = Tue 15-Sep-98 21:41:38
End   TOD = Tue 15-Sep-98 21:53:04
Processing= computation of average, standard dev. and rel.standard dev.
```

```
time       = Wed Sep 16 00:15:51 1998
batch      = wpa1
Start TOD = Tue 15-Sep-98 20:50:39
End   TOD = Tue 15-Sep-98 21:16:15
Processing= computation of average, standard dev. and rel.standard dev.
```

```
time       = Wed Sep 16 00:13:47 1998
batch      = wsa1
Start TOD = Tue 15-Sep-98 20:25:03
End   TOD = Tue 15-Sep-98 20:50:39
Processing= computation of average, standard dev. and rel.standard dev.
```

Date/Time	LOG SHEET SCHIAMACHY CALIBRATION 16/9/98 — Description of action	Measurement directory

Mte Plate

Hardware problem optical stimuli: COM 2 Failure

There is a problem concerning the COM 2 port of the optical stimuli computer and/or the Electronic Rack 2.
The problem occurs during normal initialising.
After having switched on the Electronic Rack 2 (the right one) one switches on the optical stimuli computer.
The SCIAMACHY optical stimuli program starts:

ok COM 2 ready
ok Initialising detectors ....
ok Initialising detectors done
*** COM2 failure ⇒ The computer cannot get the status of the optical stimuli such as polarizer, PPE setting, Shutter status and type of target in use. These fields remain empty.

All hardware was inspected (cable connections, cards in both ER2 and stimuli computer) and several trials were made to reinitialise the optical stimuli.
Every time a COM 2 failure occured.
Obviously it is really a hardware failure at the optical stimuli part of the set-up.

	LOG SHEET SCHIAMACHY CALIBRATION	
Date/Time	Description of action	Measurement directory
	A trial was made with the WLS-INT measurement that in fact does not use the optical stimuli. During this measurement the EGSE responded with strange stimuli settings. Every error message was neglected during the WLS-Int measurement. Data could be retrieved succesfully and looks very familiar.	
→	So: measurements that do not need the optical stimuli PC can still be performed (also the Absolute Radiance and Irradiance measurements). However immediate actions have to be taken in order to get the system repaired asap. Dornier has to be informed as well as Carl Zeiss (who will probably have to repair it).	1
	//	

	LOG SHEET SCHIAMACHY CALIBRATION	
Date/Time	**Description of action**	**Measurement directory**
16/9/98	M te Plate, PJ Nyssen, Lou van der Spek	
	Vannacht ook 380 nm stray light meting afzonderen, dan analyseren en opstelling ombouwen naar Absolute Radiance t.o. (Spectralon diffuser + FEL lamp.) Eerst nog 2 interne metingen doen * internal WLS (25) * internal SLS (24)	
NADIR	* measure UID zz (General Nadir) at minimum distance from OPTEC * measure with ND Filter in NADIR. * Go to limb port	1
LIMB	* measure at min dist from Optec * measure with ND Filter in.	
	* Shutter aanpassen voor Bare FEL lamp metingen * Optische rail afdekken tbv strooilicht onderdrukking	

Error messages on EGSE !

```
3: Cleanup Measurement SLS_INT
================================================================================

  ========================================================= 0259 03:10:44.17 ====
  3.1: Reinitialise Optical Stimuli
  ================================================================================
    Close record file on Stimuli and set Stimuli to default

    Send Stimuli Settings
    ---------------------------------------------------------------------
    Stimuli|  PPC |Polar  |Shutter|Acq| S/S |Lambda|
    -------+------+-------+-------+---+-----+------+
          2|   0.0|  171.2|  close|  2| stop|   240

    Command to be sent to Stimuli PC (EGSESEQ Message)
    2'240'0.0'171.2'close'2'stop
START I00SSDAPB2.2823(1) V=2   R=28  Checksum=924f Area=DEV     0259 03:10:46.12
     T, 25.000000, 2'240'0.0'171.2'clos..., 9
      Transfer message to Opt. Stimuli PC and check result
        Get actual stimuli mode
          Trigger for status request sent at 0259 03:10:46.21
          Wait for response with Timeout set to 20 sec
          Answer received at 0259 03:10:48.26
            Content: 03:12:10'2'99'99'99'99''
            Actual Stimuli Mode found: 2 requested mode 2
        Send new command:
          Command content: 2'240'0.0'171.2'close'2'stop
          Command sent out to Stimuli PC at 0259 03:10:48.39
        Read message:
          Remaining wait for status request 25 sec start at 0259 03:10:48.40 .
          Trigger for status request sent at 0259 03:11:13.46
          Timeout set to 20 sec
          Answer received at 0259 03:11:14.26
            Content: 03:12:38'2'99'99'99'99'2'stop
        Check result:
          Relevant Reply : >2'99'99'99'99'2'stop<
          Expected Answer: >2'99'0.0'171.2'close'2'stop<
          Check: NO SUCCESS
            Retry 1 of 5 after 5 sec
        Read message:
          Remaining wait for status request 5 sec start at 0259 03:11:14.33 ..
          Trigger for status request sent at 0259 03:11:19.36
          Timeout set to 20 sec
          Answer received at 0259 03:11:20.30
            Content: 03:12:44'2'99'99'99'99'2'stop
        Check result:
          Relevant Reply : >2'99'99'99'99'2'stop<
          Expected Answer: >2'99'0.0'171.2'close'2'stop<
          Check: NO SUCCESS
            Retry 2 of 5 after 5 sec
        Read message:
          Remaining wait for status request 5 sec start at 0259 03:11:20.38 ..
          Trigger for status request sent at 0259 03:11:25.43
          Timeout set to 20 sec
          Answer received at 0259 03:11:26.29
            Content: 03:12:50'2'99'99'99'99'2'stop
        Check result:
          Relevant Reply : >2'99'99'99'99'2'stop<
          Expected Answer: >2'99'0.0'171.2'close'2'stop<
          Check: NO SUCCESS
            Retry 3 of 5 after 5 sec
        Read message:
          Remaining wait for status request 5 sec start at 0259 03:11:26.35 ..
          Trigger for status request sent at 0259 03:11:31.38
          Timeout set to 20 sec
          Answer received at 0259 03:11:32.28
            Content: 03:12:56'2'99'99'99'99'2'stop
        Check result:
          Relevant Reply : >2'99'99'99'99'2'stop<
          Expected Answer: >2'99'0.0'171.2'close'2'stop<
          Check: NO SUCCESS
            Retry 4 of 5 after 5 sec
        Read message:
          Remaining wait for status request 5 sec start at 0259 03:11:32.33 ..
          Trigger for status request sent at 0259 03:11:37.37
          Timeout set to 20 sec
          Answer received at 0259 03:11:38.28
            Content: 03:13:02'2'99'99'99'99'2'stop
```

```
      Check result:
        Relevant Reply : >2'99'99'99'99'2'stop<
        Expected Answer: >2'99'0.0'171.2'close'2'stop<
        Check: NO SUCCESS
          Retry 5 of 5 after 5 sec
      Read message:
        Remaining wait for status request 5 sec start at 0259 03:11:38.34 ..
        Trigger for status request sent at 0259 03:11:43.39
        Timeout set to 20 sec
        Answer received at 0259 03:11:44.32
          Content: 03:13:08'2'99'99'99'99'2'stop
      Check result:
        Relevant Reply : >2'99'99'99'99'2'stop<
        Expected Answer: >2'99'0.0'171.2'close'2'stop<
        Check: NO SUCCESS

      ================================================================================
      >>>>ERROR: Opt. Stim. PC response not as expected after 5 retrie(s)
                 Ask Calibration Operator in Clean room to check Stimuli PC
                 and to set it up manualy if necessary.
                 (Switch the Stimuli PC back to 'Remote File' afterwards)
                 Continue means 'use as is' but a last status update is perf
      ================================================================================
        Trigger for status request sent at 0259 03:11:56.94
        Timeout set to 20 sec
        Answer received at 0259 03:11:57.26
          Content: 03:13:20'2'99'99'99'99'2'stop
END   I00SSDAPB2.2823 !Rstat=I00SSDAPB2 OK                    0259 03:11:57.29
```

Formal Run of Measurement

(Measurement ID) WLS-INT

Request for Actual Status		(cross out entries that are **not** requested.)
Request for Modification		(fill in only entries to be modified)
Request for Run	X	(no entries = run based on actual default settings)

Scanner Positions

Azimuth	+45.00	deg
Elevation	10,523	deg

Timeline for each Data Acquisition Period during Measurement

	1	2	3	4	5	6	7	8	9	10
State ID	44	45								
Repetitions	1	1								

State Parameters for States used in Timeline (State ID must be given)

Channel	PET [s] or H#	Co-Adding	PET [s] or H#	Co-Adding	PET [s] or H#	Co-Adding	PET [s] or H#	Co-Adding
1a	4	1						
1b	4	1						
2b	0,5	8						
2a	0,5	8						
3	0,125	32						
4	0,0625	64						
5	0,0625	64						
6	H8	64						
7	H7	64						
8	H8	64						
State ID	44,45							

§ 22-1

NADIR

Stimuli Settings for Existing Blocks in Measurement

Block No	Stimuli Setup ID	PPC [deg]	Polarizer [deg]	Shutter open/close	Acquisition Time [s]	Lambda [nm] Start	Stop	Step	Repetition Factor	Message	OS Setup Time [s]

Measurement Data Description

Test Purpose	WLS-INT
Remark	UID 25
Data Directory	0259_00.47.42_WLS_INT

Signatures

	Date	Signature
Issued	15/9/98	
< Performed	16/9/98	

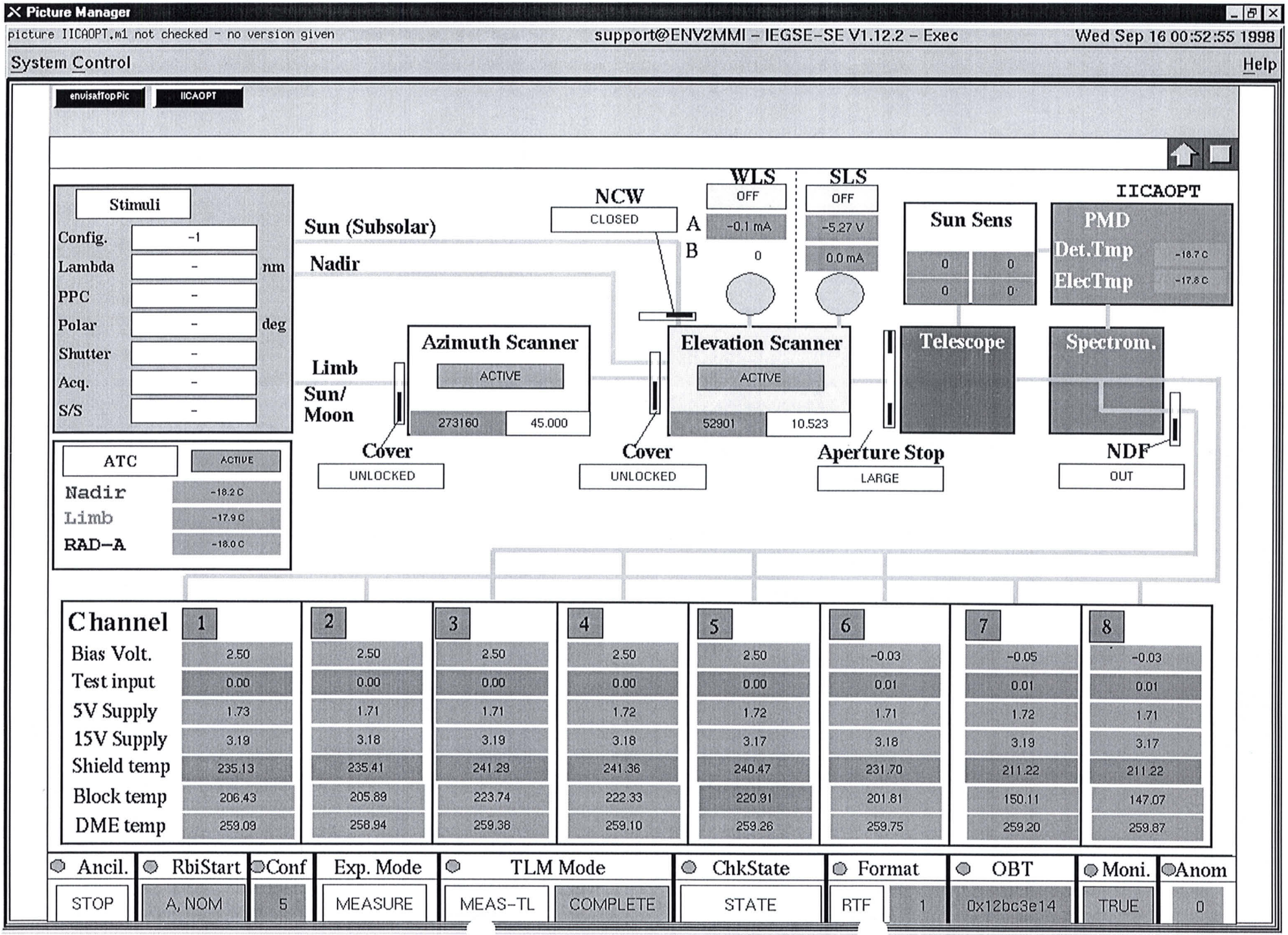
Picture Manager
picture IICAOPT.m1 not checked - no version given
support@ENV2MMI - IEGSE-SE V1.12.2 - Exec
Wed Sep 16 00:52:55 1998
System Control
Help
envisatTopPic
IICAOPT
Stimuli
Config. -1
Lambda - nm
PPC -
Polar - deg
Shutter -
Acq. -
S/S -
ATC ACTIVE
Nadir -18.2 C
Limb -17.9 C
RAD-A -18.0 C
Sun (Subsolar)
Nadir
Limb
Sun/
Moon
NCW
CLOSED
A
B
WLS
OFF
-0.1 mA
0
SLS
OFF
-5.27 V
0.0 mA
Sun Sens
0 0
0 0
IICAOPT
PMD
Det.Tmp -18.7 C
ElecTmp -17.8 C
Azimuth Scanner
ACTIVE
273160 45.000
Elevation Scanner
ACTIVE
52901 10.523
Telescope
Spectrom.
Cover
UNLOCKED
Cover
UNLOCKED
Aperture Stop
LARGE
NDF
OUT
Channel 1 2 3 4 5 6 7 8
Bias Volt. 2.50 2.50 2.50 2.50 2.50 -0.03 -0.05 -0.03
Test input 0.00 0.00 0.00 0.00 0.00 0.01 0.01 0.01
5V Supply 1.73 1.71 1.71 1.72 1.72 1.71 1.72 1.71
15V Supply 3.19 3.18 3.19 3.18 3.17 3.18 3.19 3.17
Shield temp 235.13 235.41 241.29 241.36 240.47 231.70 211.22 211.22
Block temp 206.43 205.89 223.74 222.33 220.91 201.81 150.11 147.07
DME temp 259.09 258.94 259.38 259.10 259.26 259.75 259.20 259.87
Ancil. STOP
RbiStart A, NOM
Conf 5
Exp. Mode MEASURE
TLM Mode MEAS-TL COMPLETE
ChkState STATE
Format RTF 1
OBT 0x12bc3e14
Moni. TRUE
Anom 0

Transfer Data File

STEP	ACTION	RESULT	MARKER
Intro	Your name: Date:	PJ 16099 8	
	What's the name of the (main) data input files that you want to store on the SUN named `scia6`?	scia_16099900511 3675.dat (A)	
	Setup a three-window configuration on your SUN.		See course descr.
Do Transfer	Be sure that you are in the directory you want your files in ftp <internet-address>, where you can find the address of the PC in the file `/etc/hosts` (entry: cdwpc). The address will also be next to you on paper (most probably). When asked for user, fill in: `anonymous`, when asked for an email address, fill in your email address on TPD. Set in binary: `binary` `mget *` (and return `y` to every file). `bye`		In DATA-DIR window In DATA window Approx. 140 kB
Sign:	Name Date and time Signature	PJ 16099 2:26	

STEP	ACTION	RESULT	MARKER
Intro	Your name: Date:	PJ 16 oggg	
	What's the name of the (main) data input files generated by the EGSE? `(*.dat)`	scia-16oglggg_005 11367.dat	(A)
	Setup a three-window configuration on your SUN.		See course descr.
Cnstr directory	`cd ~/DATA-DIR/WLS ; ls -l` highest number in directory?	17	Note: In window DATA-DIR (B)
	New directory: `mkdir <B+1>` `ls -l` What's now the highest number in directory? <C> should be <B> + 1 directory name is:	18 (Y) / N ~/DATA-DIR/WLS/<C>	(Do this only when you haven't already a directory with the source file for PPG purposes.) (C) (DIR-NAME)
Copy data	See Analysis sheet: Transfer Data File	(Y) / N	In DATA-DIR window
Cnstr correction directory	`ls -l ~/DATA-DIR/CORR` If there isn't a subdirectory corresponding to the current date, then construct a CORRECTION directory (see: analysis sheet Construct CORR directory). What is the valueof the correction subdirectory corresponding to the current date. When running the ETALON analysis, you will be asked to select this direcotory when storing the resulting ETALON correction file.	16oggg	In DATA-DIR Window

	Contents of `*rel_std*.ps` files should be smaller than 0.01 (pixel 300 -- 800) for all channels. If not, value is:	Y / N _____	
	Add postscript images to logbook, done	Y / N	
Print logfiles	`lpr -P<printer> *.log` Add logfiles to logbook, done	Y / N	

ETALON processing (*)

Run ETALON	`idl do_etalon`		In IDL window
Check ETALON	`ls -l <DIR-NAME>/*` Size of file `*.du*.avg.cal.etalon.cal`	_____ 146 kb.	In DATA-DIR window should be approx 150Kb
Check ETALON visually	`lpr -P<printer> *.du*.avg.cal.etalon.cal.ps` Value of ETALON should show only a small variation around 1.0 (like noise). Add postscript images to logbook, done	Y / N Y / N	
Print logfiles	`lpr -P<printer> *.du*.avg.cal.etalon.cal.log` Add logfiles to logbook, done	Y / N	

(*) When asked a file containing reference WLS spectrum (START_OF_CAL) select the right subdirectory START_OF_CAL_WARM or START_OF_CAL_COLD. (depending on detector temps.

if using an external lamp use: EXTERN_START_OF_CAL_COLD OR EXTERN_START_OF_CAL_WARM

Back up	Create 3 sets of backup CDs of directory <DIR-NAME> (One CD has a capacity of 600 Mbytes, the UNIX command `/usr/bin/du -k .` gives the number of kilo bytes in the current directory). Name of backup CDs	_____	See analysis sheet BackUp

Sign: Name _____ PJ 16 oggo 2:30

STEP	ACTION	RESULT	MARKER
Intro	Your name:	PJ	
	Date:	16 oggo	
	What's the name of the (main) data input files generated by the EGSE? (*.dat)	scia-16oggo-00513675.dat	(A)
	Setup a three-window configuration on your SUN.		See course descr.
Cnstr directory	`cd ~/DATA-DIR/WLS ; ls -l`		Note: In window DATA-DIR
	highest number in directory?	1	(B)
	New directory: `mkdir <B+1>` `ls -l` What's now the highest number in directory?	18	(C)
	<C> should be <B> + 1	Y / N	
	directory name is:	`~/DATA-DIR/WLS/<C>`	(DIR-NAME)
Copy data	See Analysis sheet: Transfer Data File	Y / N	In DATA-DIR window
Cnstr correction directory	`ls -l ~/DATA-DIR/CORR` If there isn't a subdirectory corresponding to the current date, then construct a CORRECTION directory (see: analysis sheet Construct CORR directory). What is the valueof the correction subdirectory corresponding to the current date. When running the PPG analysis, you will be asked to select this direcotory when storing the resulting PPG correction file.		In DATA-DIR window

	If not, value is:	_____	
	Add postscript images to logbook, done	Y / N	
Print logfiles	`lpr -P<printer> *.log`		
	Add logfiles to logbook, done	Y / N	

PPG processing			
Run PPG	`idl do_ppg`		In IDL window
Check PPG	`ls -l *`		In DATA-DIR Window should be approx 150Kb
	Size of file `*.du*.cal.ppg.cal`	146 kb	
	Size of file `*.du*.cal.ppg.cal.log`	363 b	
	Size of file `*.du*.cal.ppg.cal.ps`	146 127 b	
Check PPG visually	`lpr -P<printer> *.du*.cal.ppg.cal.ps`		
	Value of PPG should show only a small variation around 1.0 (like noise).	(Y) / N	
	Add postscript images to logbook, done	(Y) / N	
Print logfiles	`lpr -P<printer> *.du*.cal.ppg.cal.log`		
	Add logfiles to logbook, done	(Y) / N	

Back up	Create 3 sets of backup CDs of directory <DIR-NAME> (One CD has a capacity of 600 Mbytes, the UNIX command `/usr/bin/du -k .` gives the number of kilo bytes in the current directory).		See analysis sheet BackUp
	Name of backup CDs	_____	

Sign:	Name	PD	
	Date and time	160998 2:35	

Construct CORR directory

STEP	ACTION	RESULT	MARKER
Intro	Your name: Date:	PD _____	
	Setup a three-window configuration on your SUN.		See course descr.
Cnstr correction directory	`cd ~/DATA-DIR/CORR ; ls` If there isn't a subdirectory corresponding to the current date, then `mk_corr_dir <date>`, where `<date>` is formated as follows DDMMYY (where DD, MM and YY correspond to the current date, DD = day, MM = month, YY = year 98). What is the name of the new directory?	_____	Note: In window DATA-DIR (A)
Check	`ls -l <A>`		
	`etalon.cal` present?	(Y) / N	
	`dead_bad.pix` present?	(Y) / N	
	`stray.data` present?	(Y) / N	
	`wl.data` present?	(Y) / N	
	`ppg.cal` present?	(Y) / N	
Sign:	Name Date and time Signature	PD 16 09 98 3:27 [signature]	

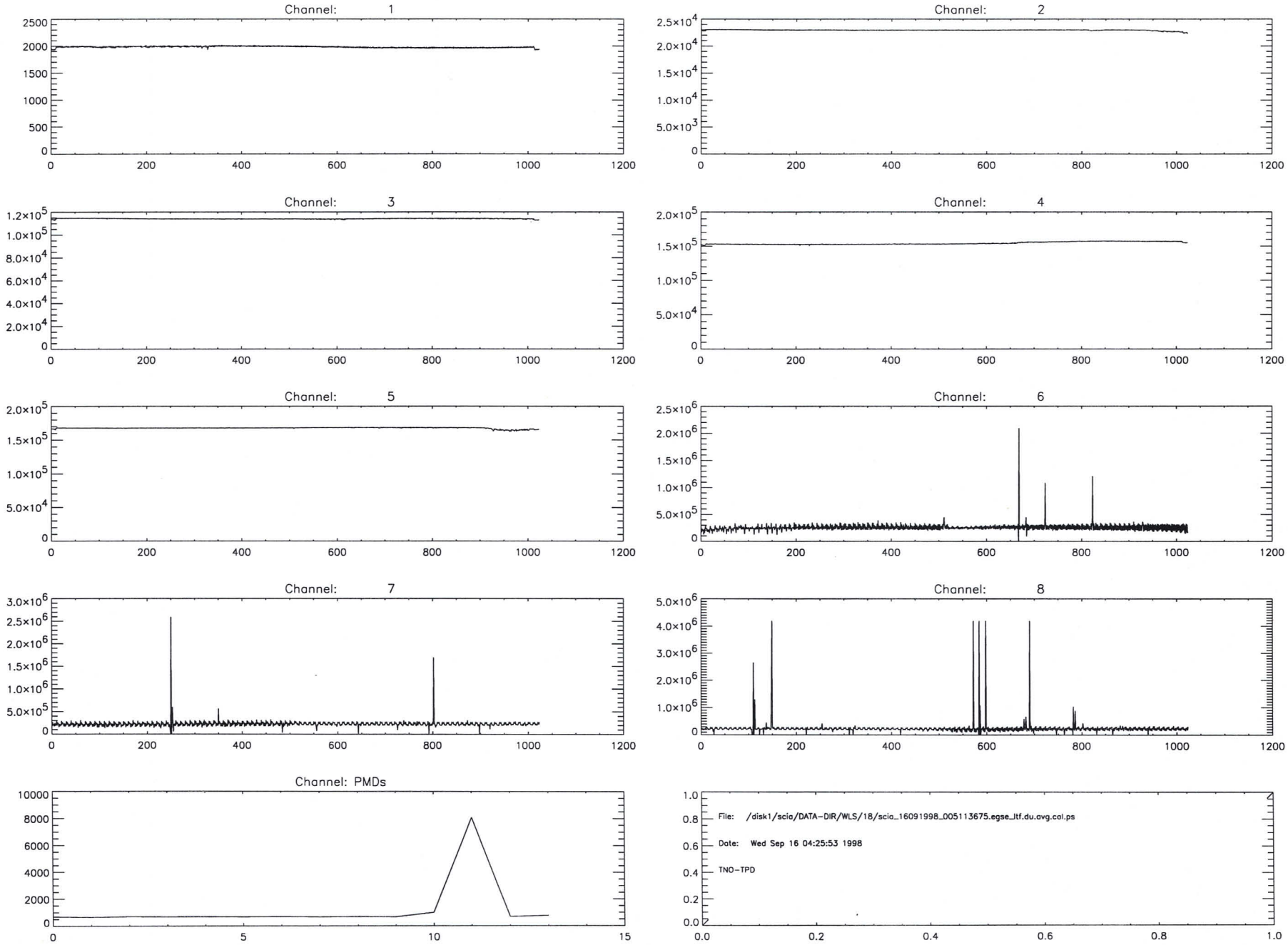
Channel: 1
Channel: 2
Channel: 3
Channel: 4
Channel: 5
Channel: 6
Channel: 7
Channel: 8
Channel: PMDs
File: /disk1/scia/DATA-DIR/WLS/18/scia_16091998_005113675.egse_ltf.du.avg.cal.ps
Date: Wed Sep 16 04:25:53 1998
TNO-TPD

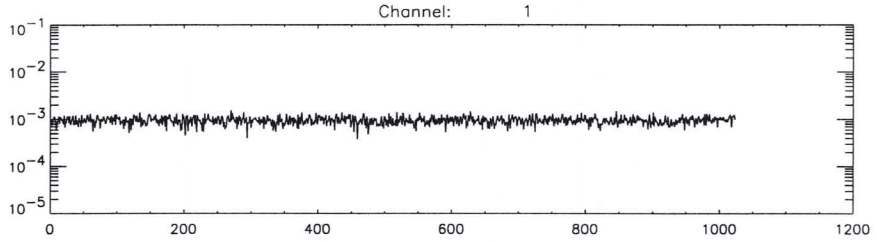
Channel: 1

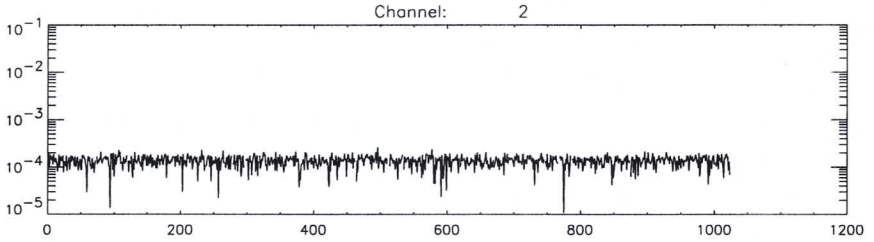
Channel: 2

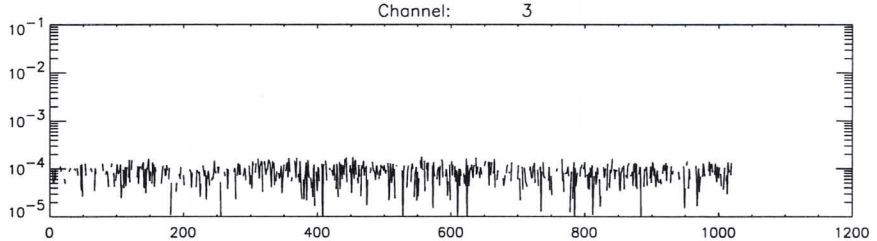
Channel: 3

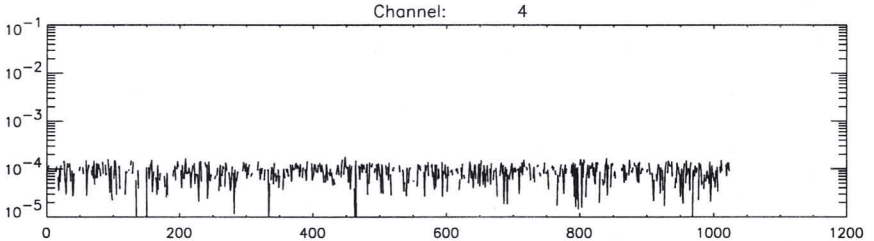
Channel: 4

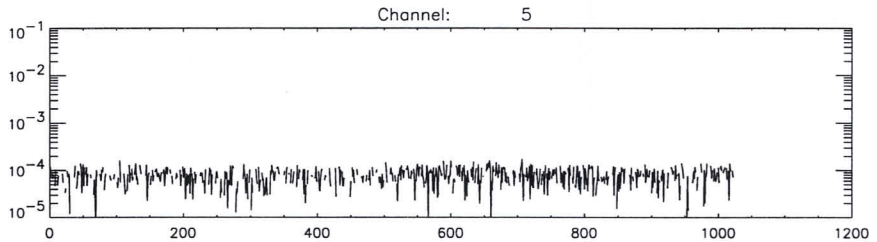
Channel: 5

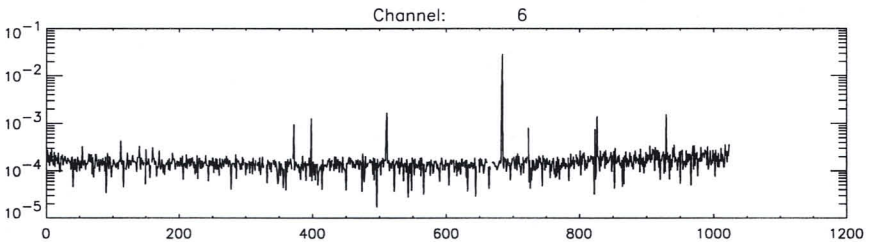
Channel: 6

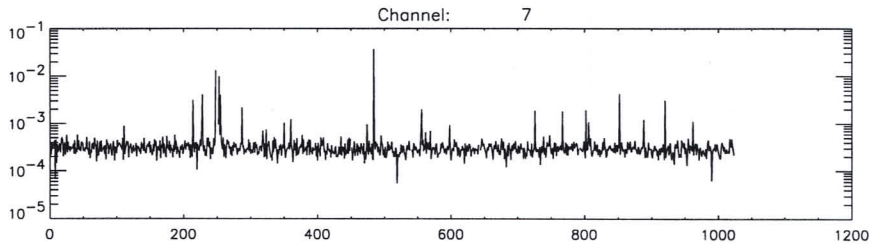
Channel: 7

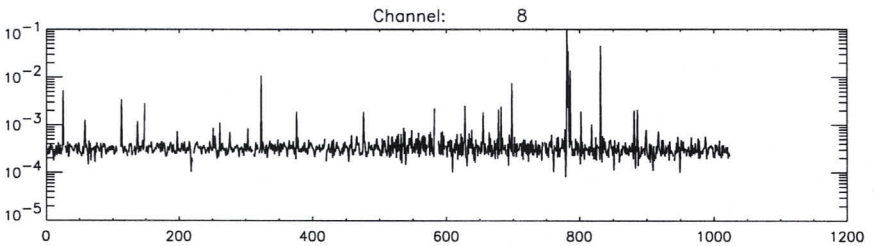
Channel: 8

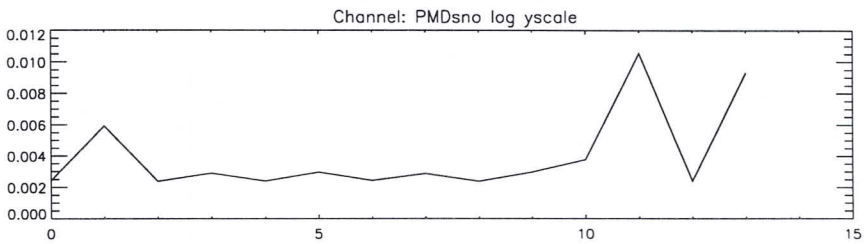
Channel: PMDsno log yscale

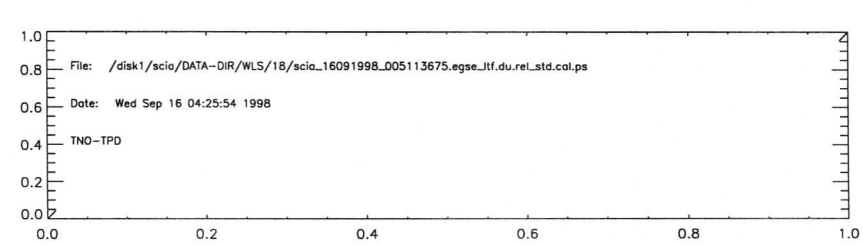
File: /disk1/scia/DATA-DIR/WLS/18/scia_16091998_005113675.egse_ltf.du.rel_std.cal.ps
Date: Wed Sep 16 04:25:54 1998
TNO-TPD

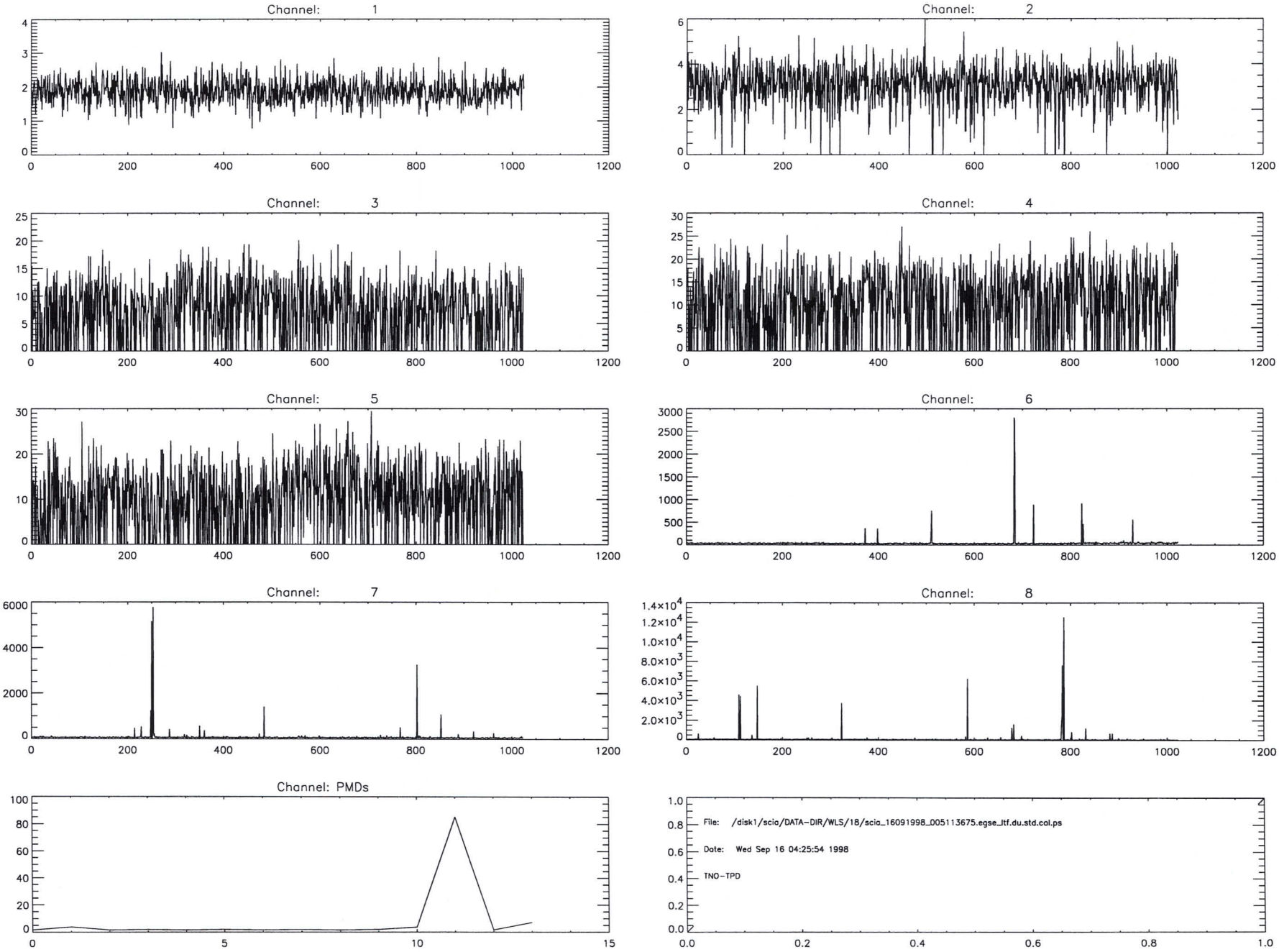
Channel: 1
Channel: 2
Channel: 3
Channel: 4
Channel: 5
Channel: 6
Channel: 7
Channel: 8
Channel: PMDs
File: /disk1/scia/DATA-DIR/WLS/18/scia_16091998_005113675.egse_ltf.du.std.cal.ps
Date: Wed Sep 16 04:25:54 1998
TNO-TPD

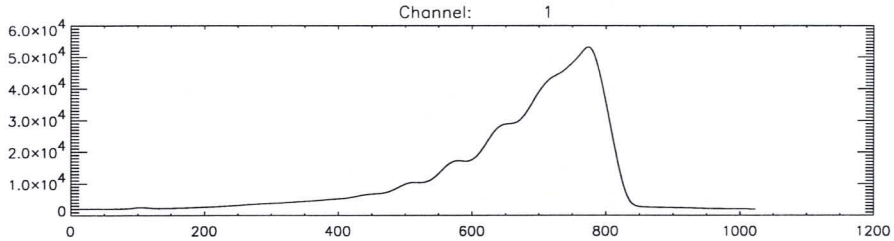
Channel: 1
6.0x10^4
5.0x10^4
4.0x10^4
3.0x10^4
2.0x10^4
1.0x10^4
0
0
200
400
600
800
1000
1200

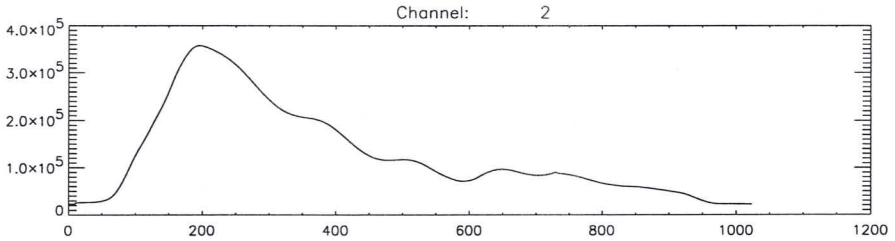
Channel: 2
4.0x10^5
3.0x10^5
2.0x10^5
1.0x10^5
0
0
200
400
600
800
1000
1200

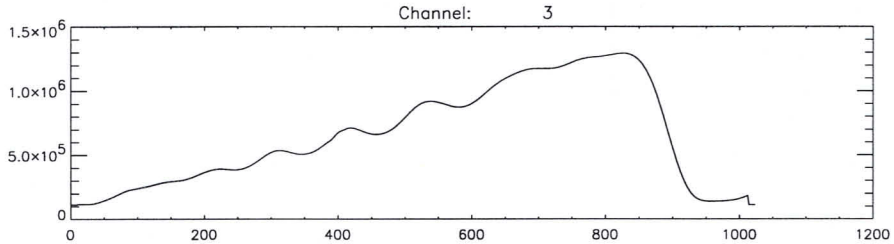
Channel: 3
1.5x10^6
1.0x10^6
5.0x10^5
0
0
200
400
600
800
1000
1200

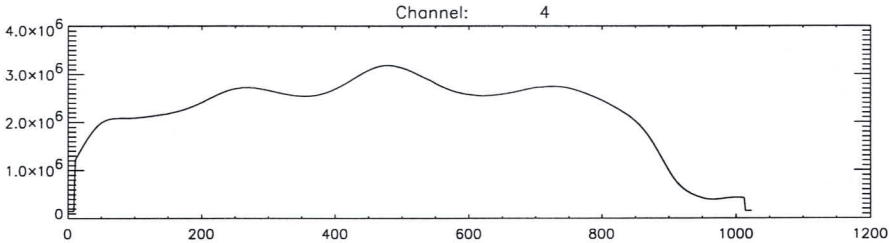
Channel: 4
4.0x10^6
3.0x10^6
2.0x10^6
1.0x10^6
0
0
200
400
600
800
1000
1200

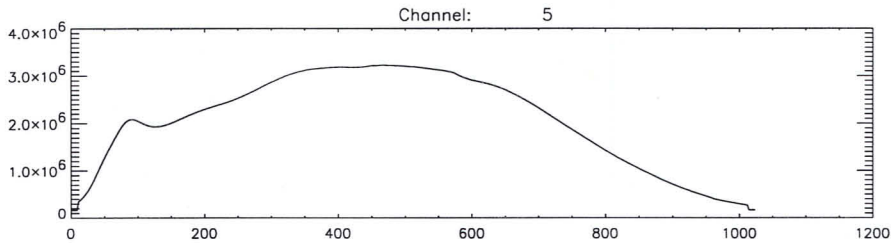
Channel: 5
4.0x10^6
3.0x10^6
2.0x10^6
1.0x10^6
0
0
200
400
600
800
1000
1200

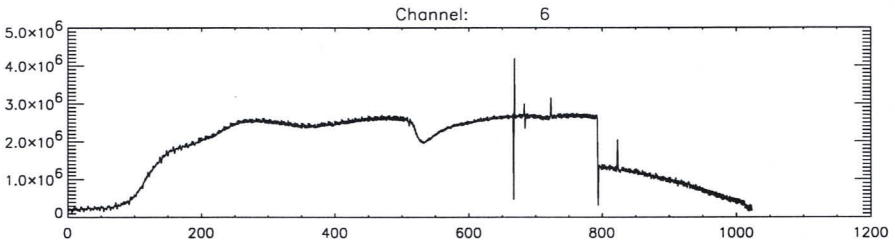
Channel: 6
5.0x10^6
4.0x10^6
3.0x10^6
2.0x10^6
1.0x10^6
0
0
200
400
600
800
1000
1200

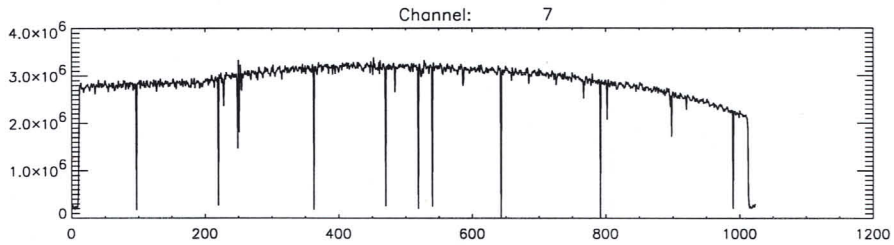
Channel: 7
4.0x10^6
3.0x10^6
2.0x10^6
1.0x10^6
0
0
200
400
600
800
1000
1200

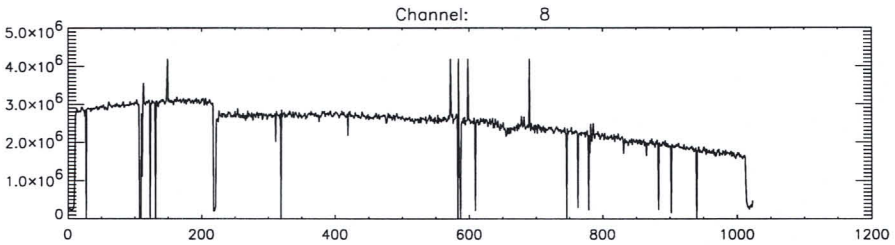
Channel: 8
5.0x10^6
4.0x10^6
3.0x10^6
2.0x10^6
1.0x10^6
0
0
200
400
600
800
1000
1200

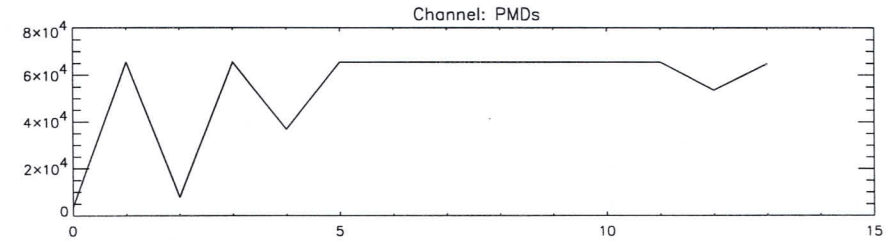
Channel: PMDs
8x10^4
6x10^4
4x10^4
2x10^4
0
0
5
10
15

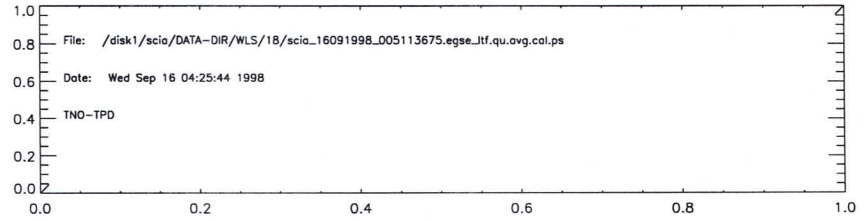
1.0
0.8
0.6
0.4
0.2
0.0
0.0
0.2
0.4
0.6
0.8
1.0
File: /disk1/scia/DATA-DIR/WLS/18/scia_16091998_005113675.egse_ltf.qu.avg.cal.ps
Date: Wed Sep 16 04:25:44 1998
TNO-TPD

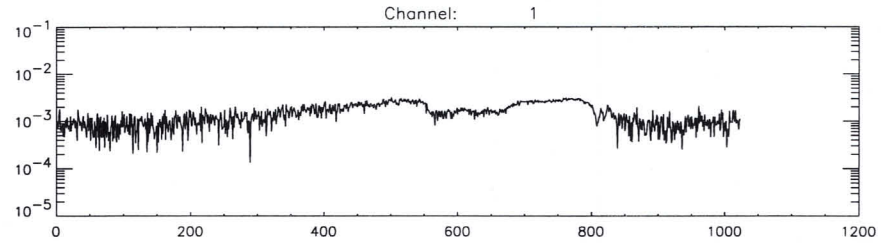
Channel: 1
10^{-1}
10^{-2}
10^{-3}
10^{-4}
10^{-5}
0
200
400
600
800
1000
1200

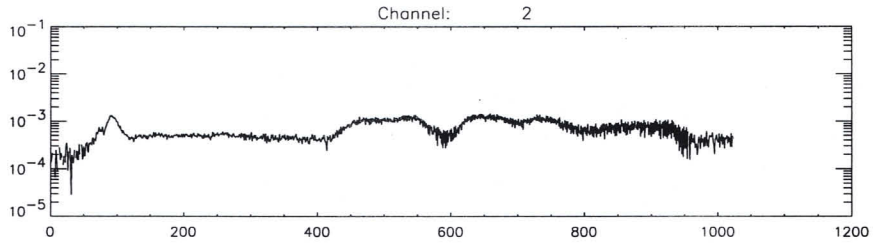
Channel: 2
10^{-1}
10^{-2}
10^{-3}
10^{-4}
10^{-5}
0
200
400
600
800
1000
1200

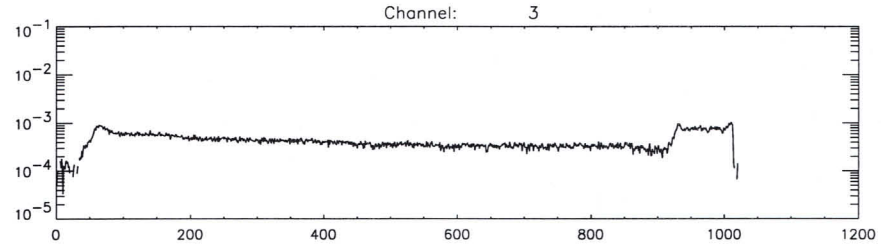
Channel: 3
10^{-1}
10^{-2}
10^{-3}
10^{-4}
10^{-5}
0
200
400
600
800
1000
1200

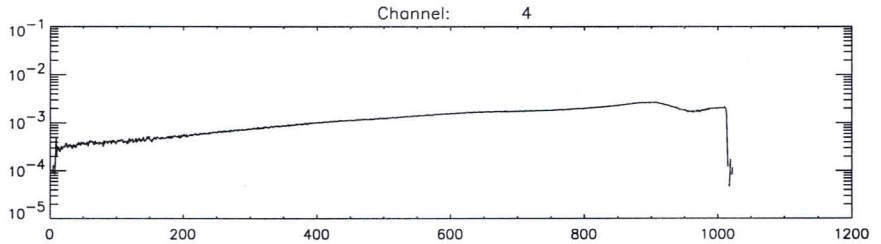
Channel: 4
10^{-1}
10^{-2}
10^{-3}
10^{-4}
10^{-5}
0
200
400
600
800
1000
1200

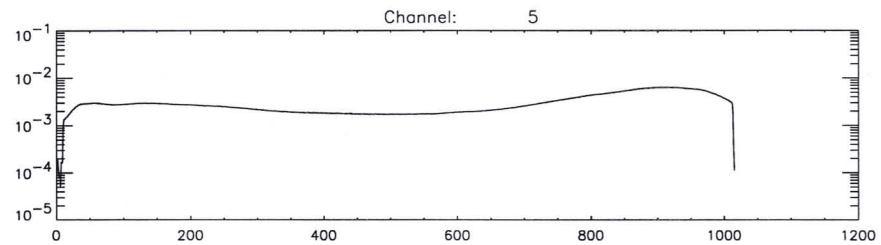
Channel: 5
10^{-1}
10^{-2}
10^{-3}
10^{-4}
10^{-5}
0
200
400
600
800
1000
1200

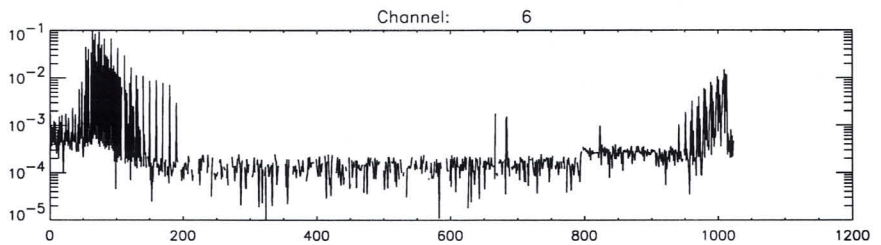
Channel: 6
10^{-1}
10^{-2}
10^{-3}
10^{-4}
10^{-5}
0
200
400
600
800
1000
1200

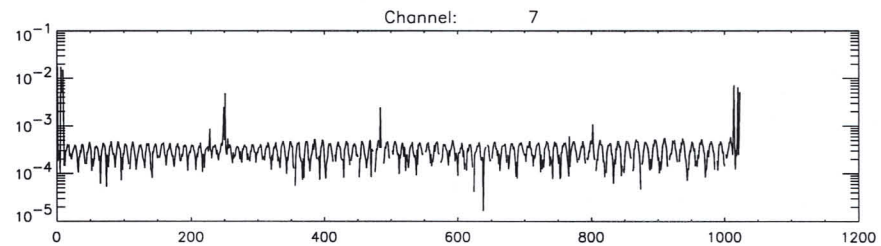
Channel: 7
10^{-1}
10^{-2}
10^{-3}
10^{-4}
10^{-5}
0
200
400
600
800
1000
1200

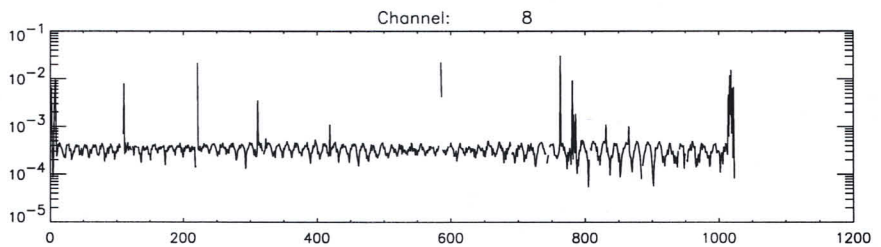
Channel: 8
10^{-1}
10^{-2}
10^{-3}
10^{-4}
10^{-5}
0
200
400
600
800
1000
1200

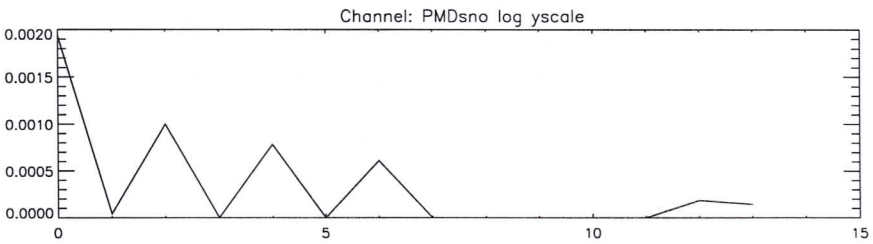
Channel: PMDsno log yscale
0.0020
0.0015
0.0010
0.0005
0.0000
0
5
10
15

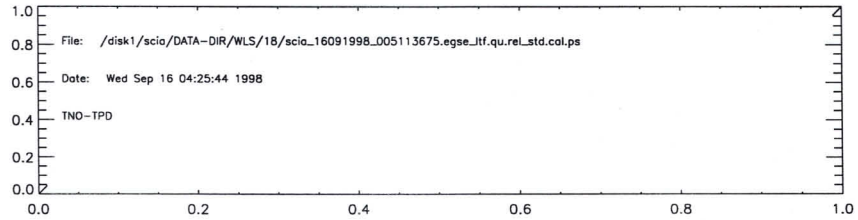
1.0
0.8
0.6
0.4
0.2
0.0
File: /disk1/scia/DATA-DIR/WLS/18/scia_16091998_005113675.egse_ltf.qu.rel_std.cal.ps
Date: Wed Sep 16 04:25:44 1998
TNO-TPD
0.0
0.2
0.4
0.6
0.8
1.0

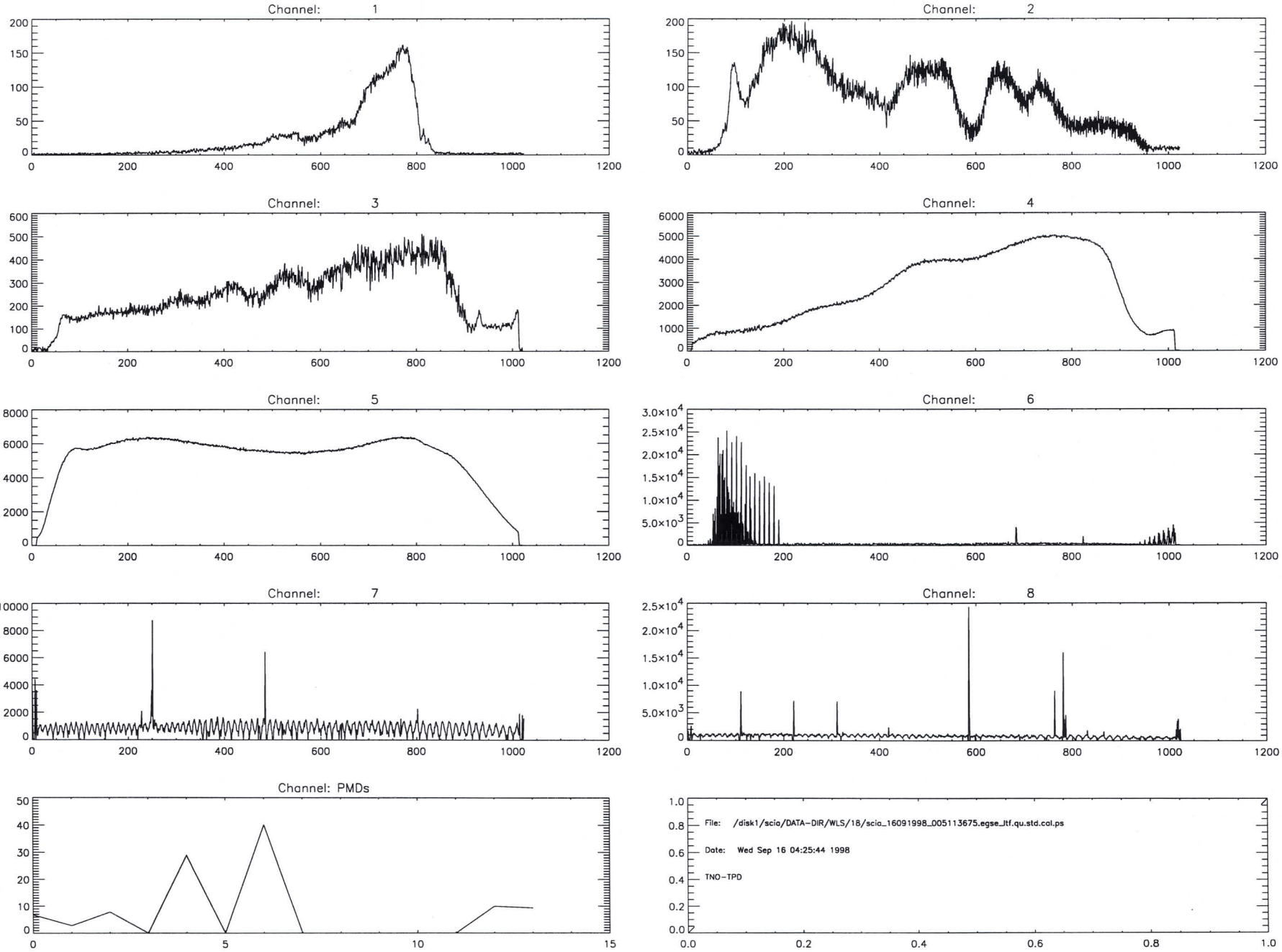
Channel: 1
Channel: 2
Channel: 3
Channel: 4
Channel: 5
Channel: 6
Channel: 7
Channel: 8
Channel: PMDs
File: /disk1/scia/DATA-DIR/WLS/18/scia_16091998_005113675.egse_ltf.qu.std.col.ps
Date: Wed Sep 16 04:25:44 1998
TNO-TPD

```
time       = Wed Sep 16 04:25:54 1998
batch      = du
Start TOD = Wed 16-Sep-98 00:51:39
End   TOD = Wed 16-Sep-98 00:52:39
Processing= computation of average, standard dev. and rel.standard dev.
```

```
time       = Wed Sep 16 04:25:44 1998
batch      = qu
Start TOD = Wed 16-Sep-98 00:51:13
End   TOD = Wed 16-Sep-98 00:51:39
Processing= computation of average, standard dev. and rel.standard dev.
```

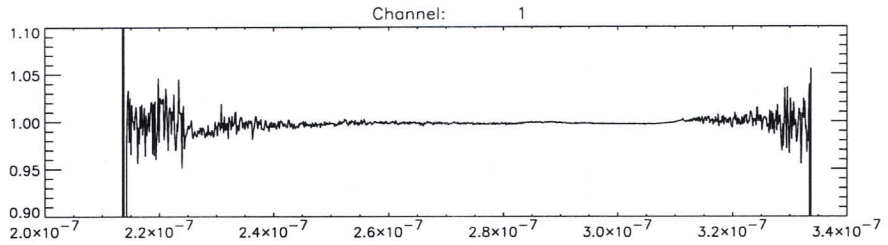
Channel: 1
1.10
1.05
1.00
0.95
0.90
2.0×10⁻⁷
2.2×10⁻⁷
2.4×10⁻⁷
2.6×10⁻⁷
2.8×10⁻⁷
3.0×10⁻⁷
3.2×10⁻⁷
3.4×10⁻⁷

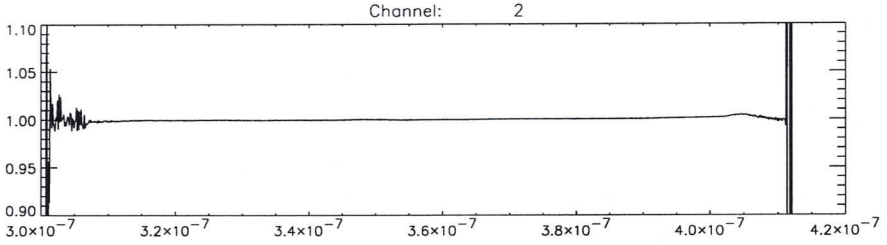
Channel: 2
1.10
1.05
1.00
0.95
0.90
3.0×10⁻⁷
3.2×10⁻⁷
3.4×10⁻⁷
3.6×10⁻⁷
3.8×10⁻⁷
4.0×10⁻⁷
4.2×10⁻⁷

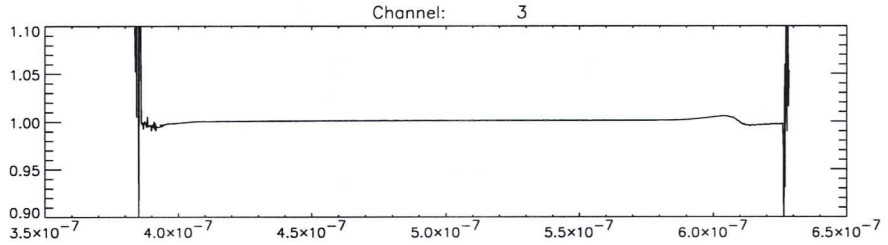
Channel: 3
1.10
1.05
1.00
0.95
0.90
3.5×10⁻⁷
4.0×10⁻⁷
4.5×10⁻⁷
5.0×10⁻⁷
5.5×10⁻⁷
6.0×10⁻⁷
6.5×10⁻⁷

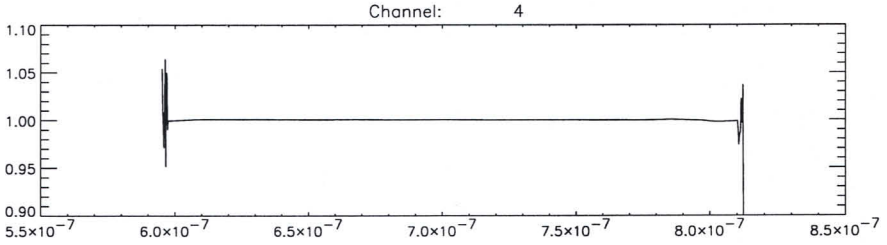
Channel: 4
1.10
1.05
1.00
0.95
0.90
5.5×10⁻⁷
6.0×10⁻⁷
6.5×10⁻⁷
7.0×10⁻⁷
7.5×10⁻⁷
8.0×10⁻⁷
8.5×10⁻⁷

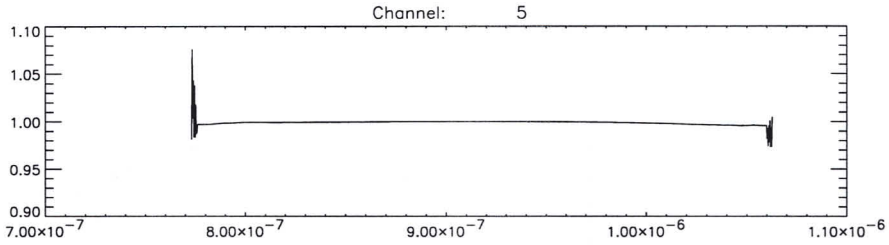
Channel: 5
1.10
1.05
1.00
0.95
0.90
7.00×10⁻⁷
8.00×10⁻⁷
9.00×10⁻⁷
1.00×10⁻⁶
1.10×10⁻⁶

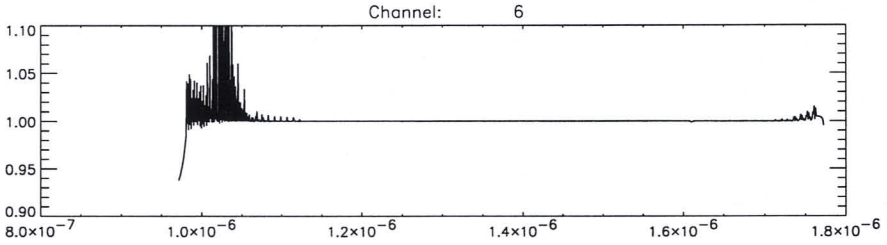
Channel: 6
1.10
1.05
1.00
0.95
0.90
8.0×10⁻⁷
1.0×10⁻⁶
1.2×10⁻⁶
1.4×10⁻⁶
1.6×10⁻⁶
1.8×10⁻⁶

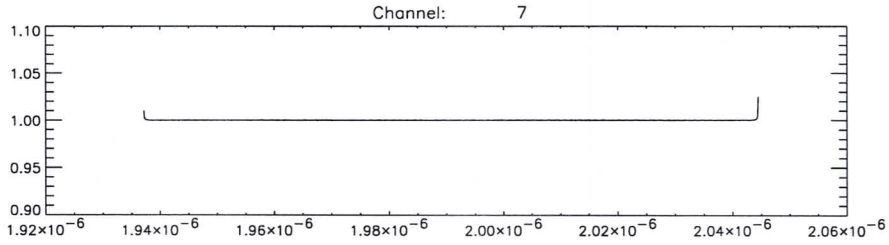
Channel: 7
1.10
1.05
1.00
0.95
0.90
1.92×10⁻⁶
1.94×10⁻⁶
1.96×10⁻⁶
1.98×10⁻⁶
2.00×10⁻⁶
2.02×10⁻⁶
2.04×10⁻⁶
2.06×10⁻⁶

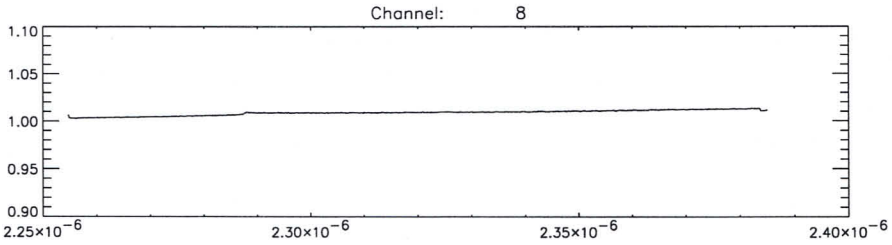
Channel: 8
1.10
1.05
1.00
0.95
0.90
2.25×10⁻⁶
2.30×10⁻⁶
2.35×10⁻⁶
2.40×10⁻⁶

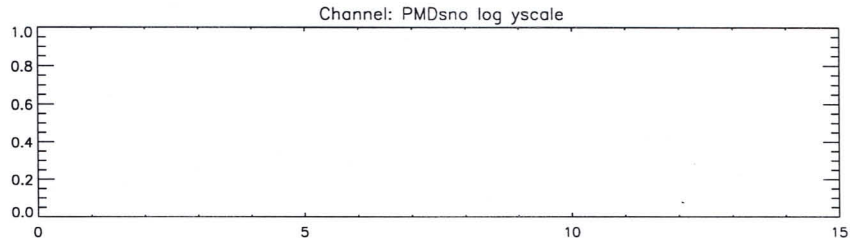
Channel: PMDsno log yscale
1.0
0.8
0.6
0.4
0.2
0.0
0
5
10
15

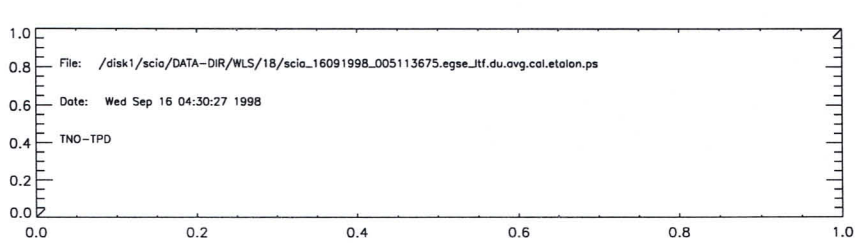
1.0
0.8
0.6
0.4
0.2
0.0
File: /disk1/scia/DATA-DIR/WLS/18/scia_16091998_005113675.egse_ltf.du.avg.cal.etalon.ps
Date: Wed Sep 16 04:30:27 1998
TNO-TPD
0.0
0.2
0.4
0.6
0.8
1.0

Version: 0.1
Input files:

/disk1/scia/DATA-DIR/WLS/18/scia_16091998_005113675.egse_ltf.du.avg.cal and

/disk1/scia/DATA-DIR/WLS/18/scia_16091998_005113675.egse_ltf.qu.avg.cal
Action: Extraction of etalon structure
Processing time: Wed Sep 16 04:28:57 1998
Output file name:
/disk1/scia/DATA-DIR/WLS/18/scia_16091998_005113675.egse_ltf.du.avg.cal.etalon

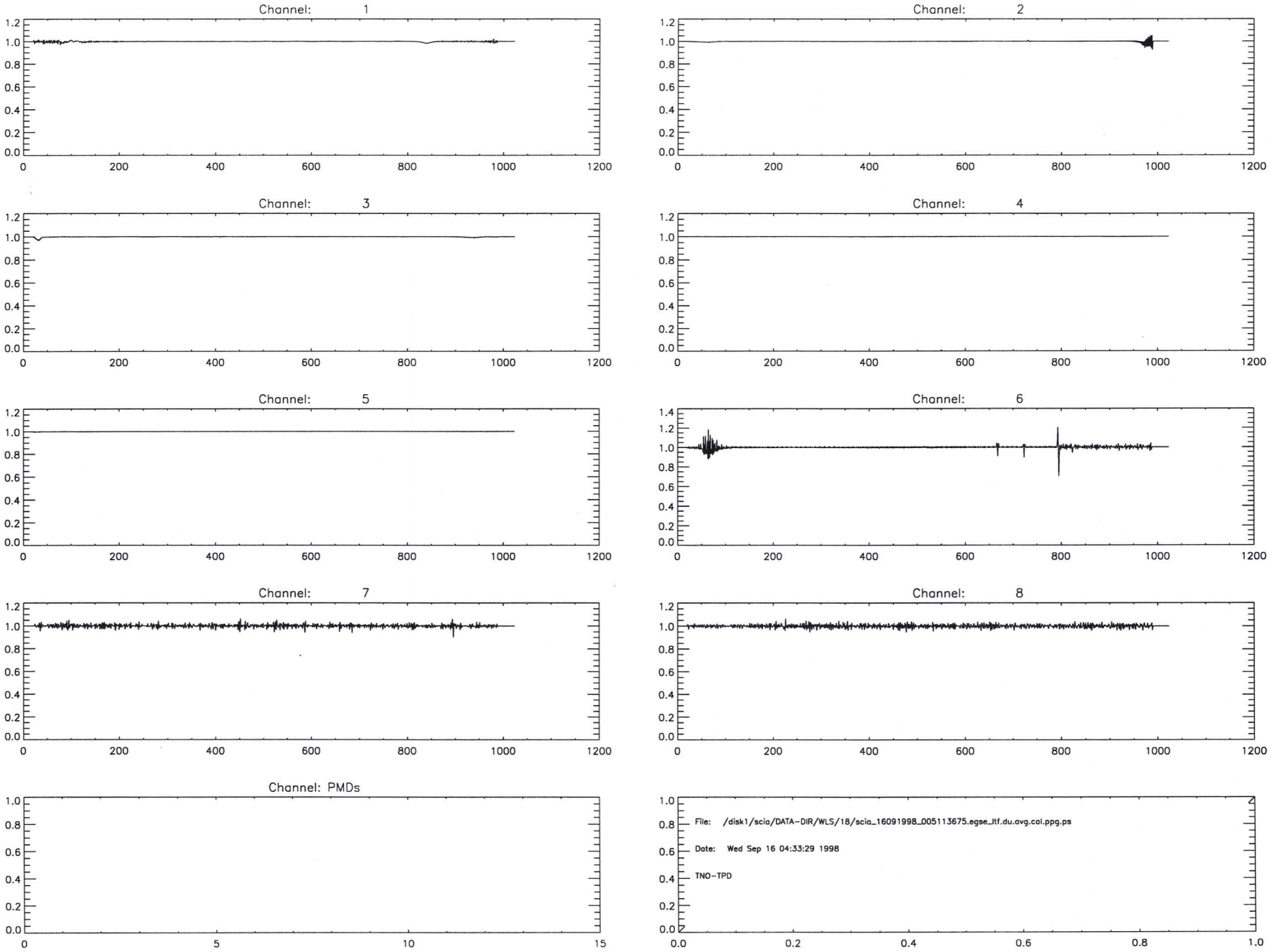
Channel: 1
Channel: 2
Channel: 3
Channel: 4
Channel: 5
Channel: 6
Channel: 7
Channel: 8
Channel: PMDs
File: /disk1/scia/DATA-DIR/WLS/18/scia_16091998_005113675.egse_ltf.du.avg.cal.ppg.ps
Date: Wed Sep 16 04:33:29 1998
TNO-TPD

Version: 0.1
Input files:

/disk1/scia/DATA-DIR/WLS/18/scia_16091998_005113675.egse_ltf.du.avg.cal and

/disk1/scia/DATA-DIR/WLS/18/scia_16091998_005113675.egse_ltf.qu.avg.cal
Action: Computation of Pixel to pixel gain
Processing time: Wed Sep 16 04:33:28 1998
Output file name:
/disk1/scia/DATA-DIR/WLS/18/scia_16091998_005113675.egse_ltf.du.avg.cal.ppg.ca

Formal Run of Measurement

(Measurement ID) SLS-INT

Request for Actual Status		(cross out entries that are **not** requested.)
Request for Modification		(fill in only entries to be modified)
Request for Run	X	(no entries = run based on actual default settings)

Scanner Positions

Azimuth	+95,00	deg
Elevation	9,1765	deg

Timeline for each Data Acquisition Period during Measurement

	1	2	3	4	5	6	7	8	9	10
State ID	41	42								
Repetitions	1	1								

State Parameters for States used in Timeline (State ID must be given)

Channel	PET [s] or H#	Co-Adding	PET [s] or H#	Co-Adding	PET [s] or H#	Co-Adding	PET [s] or H#	Co-Adding
1a	4	1						
1b	4	1						
2b	2	2						
2a	2	2						
3	0,125	32						
4	0,0625	64						
5	0,25	16						
6	0,25	16						
7	1	4						
8	1	4						
State ID	41, 42							

§ 22.1
NADIR

Stimuli Settings for Existing Blocks in Measurement

Block No	Stimuli Setup ID	PPC [deg]	Polarizer [deg]	Shutter open/close	Acquisition Time [s]	Lambda [nm] Start	Lambda [nm] Stop	Lambda [nm] Step	Repetition Factor	Message	OS Setup Time [s]

Measurement Data Description

Test Purpose	SLS-INT
Remark	U.ID 24
Data Directory	0259_03.05.54_SLS_INT

Signatures

	Date	Signature
Issued	15/9/98	
< Performed	16/9/98	

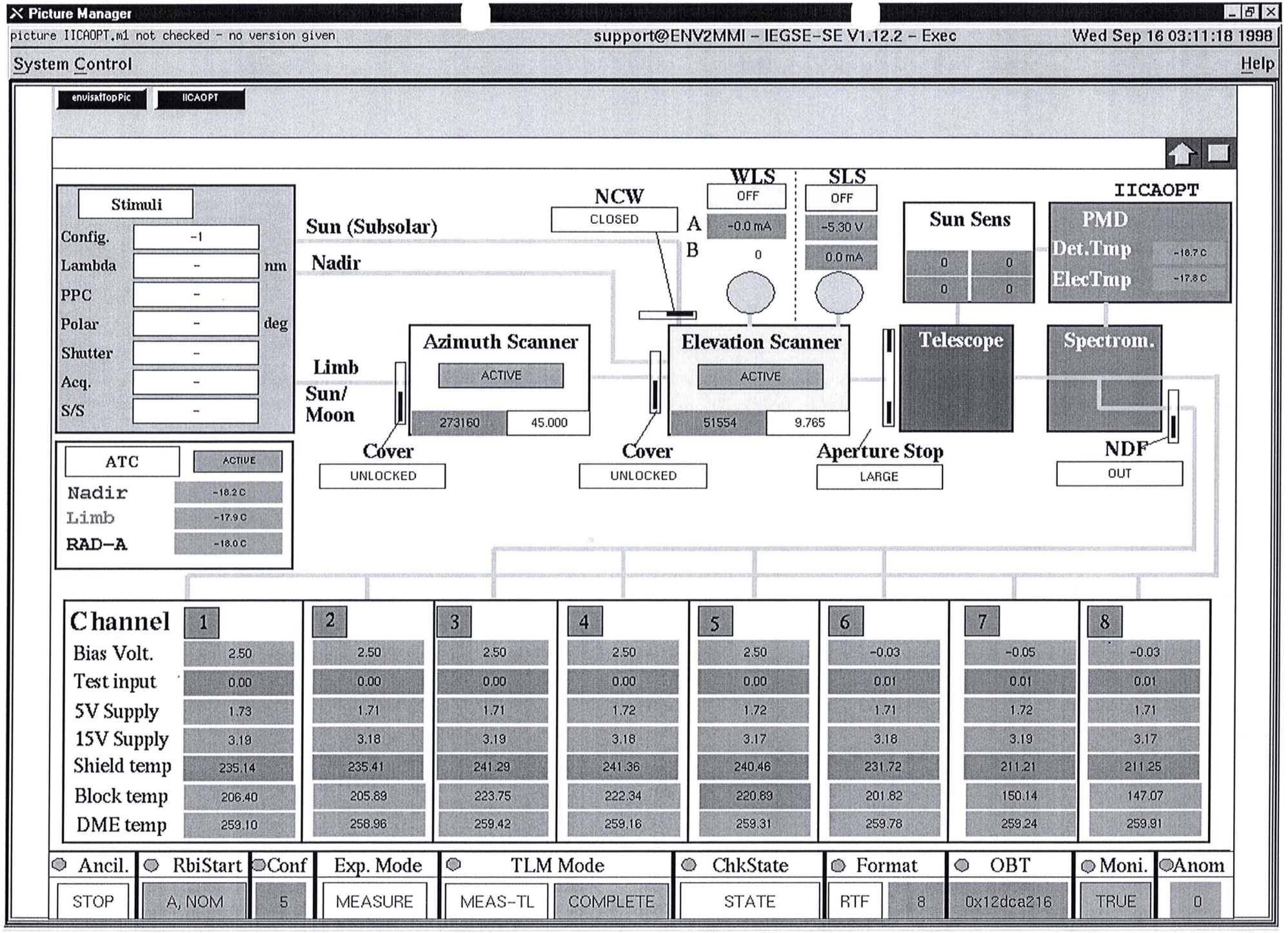
Picture Manager
picture IICAOPT.m1 not checked - no version given
support@ENV2MMI - IEGSE-SE V1.12.2 - Exec
Wed Sep 16 03:11:18 1998
System Control
Help
envisatTopPic
IICAOPT
Stimuli
Config. -1
Lambda - nm
PPC -
Polar - deg
Shutter -
Acq. -
S/S -
Sun (Subsolar)
Nadir
Limb
Sun/
Moon
NCW
CLOSED
WLS
OFF
A
-0.0 mA
B
0
SLS
OFF
-5.30 V
0.0 mA
Sun Sens
0 0
0 0
IICAOPT
PMD
Det.Tmp -18.7 C
ElecTmp -17.8 C
Azimuth Scanner
ACTIVE
273160 45.000
Elevation Scanner
ACTIVE
51554 9.765
Telescope
Spectrom.
Cover
UNLOCKED
Cover
UNLOCKED
Aperture Stop
LARGE
NDF
OUT
ATC ACTIVE
Nadir -18.2 C
Limb -17.9 C
RAD-A -18.0 C
Channel 1 2 3 4 5 6 7 8
Bias Volt. 2.50 2.50 2.50 2.50 2.50 -0.03 -0.05 -0.03
Test input 0.00 0.00 0.00 0.00 0.00 0.01 0.01 0.01
5V Supply 1.73 1.71 1.71 1.72 1.72 1.71 1.72 1.71
15V Supply 3.19 3.18 3.19 3.18 3.17 3.18 3.19 3.17
Shield temp 235.14 235.41 241.29 241.36 240.46 231.72 211.21 211.25
Block temp 206.40 205.89 223.75 222.34 220.69 201.82 150.14 147.07
DME temp 259.10 258.96 259.42 259.16 259.31 259.78 259.24 259.91
Ancil. STOP
RbiStart A, NOM
Conf 5
Exp. Mode MEASURE
TLM Mode MEAS-TL COMPLETE
ChkState STATE
Format RTF 8
OBT 0x12dca216
Moni. TRUE
Anom 0

STEP	ACTION	RESULT	MARKER
Intro	Your name: Date:	PD 160998	
	What's the name of the (main) data input files that you want to store on the SUN named `scia6`?	scia-160g1998-030909120 (A)	
	Setup a three-window configuration on your SUN.		See course descr.
Do Transfer	Be sure that you are in the directory you want your files in ftp <internet-address>, where you can find the address of the PC in the file `/etc/hosts` (entry: cdwpc). The address will also be next to you on paper (most probably). When asked for user, fill in: `anonymous`, when asked for an email address, fill in your email address on TPD. Set in binary: `binary` `mget *` (and return `y` to every file). `bye`	e.	In DATA-DIR window In DATA window Approx. 140 kB
Sign:	Name Date and time Signature	PD 160998 3:33	

STEP	ACTION	RESULT	MARKER
Intro	Your name: Date:	PJ 16 09 98	
	What's the name of the (main) data input files generated by the EGSE? `(*.dat)`	scia 16091998-0309 09120 (A)	
	Setup a three-window configuration on your SUN.		see course descr.

Cnstr directory	`cd ~/DATA-DIR/SPEC-CAL/ ; ls -l`
	highest number in directory?
	New directory: `mkdir <B+1>`
	`ls -l`
	What's now the highest number in directory?
	<C> should be <B> + 1
		20 (B)
		tha 21 (C)
		(Y) / N
			Note: In window DATA-DIR

	directory name is:	`~/DATA-DIR/SPECCAL/<C>`	(DIR-NAME)
Copy data	See Analysis sheet: Transfer Data File	(Y) / N	In DATA-DIR window
Cnstr EGSE_LTF	`cal_raw2ltf .` (Error messages are not necessarily fatal; check with SOLAN --in solan window-- whether output file is okay: there should be a signal present, and `dremark1` labels should be filled) `ls -l *.egse_ltf` What's the name of the egse_ltf file <D> should be <A>.egse_ltf	<A>.egse_ltf. (D) (Y) / N	Note: In window DATA-DIR; ***don't forget the dot !!!;*** *May take more than 15 mins.*
Cnstr CAL files	`idl run_averscia` (and select file <D> when asked)		Note: In window IDL
Check CAL files	Dark files: `ls -l *du*.avg.cal`		In DATA-DIR window
	size:	146kb.	should be approx 150kb
	SLS light file:		

Note: dremark1 label starts either with 'su' or with 'pu' (here we have taken the 'su'-case).

`ls -l *su*.avg.cal`

size: 146kb. should be approx 150kb

Note: all files should be present, if not:
(a) Check file <D> using SOLAN and check whether DU, and SU labels are present in dremark1 labels
(b) Check if enough disk space is available (Unix command df -k | more).

Print postscript

`lpr -P<printer>`
`*du*.*.cal.ps`
`*su*.*.cal.ps`

Contents dark file `*du*.avg.cal` should be approx. constant within channels: Y / N

Contents of file `*SU*.avg.cal.ps` should contain peak signals in channels (cannot be seen in channels 7 and 8): Y / N

Contents of `*rel_std*.ps` files should be smaller than 0.01 (pixel 300 -- 800) for all channels. Y / N
If not, value is: _____

Add postscript images to logbook, done Y / N

Print logfiles `lpr -P<printer> *.log`
Add logfiles to logbook, done Y / N

Spec line processing

Run Spec `idl do_spec_cal` In IDL window

Check spec	`ls -l wl.data`		In DATA DIR window should be approx a few kilobytes
	Size of file `wl.data`	927b.	
Check XSI visually			
	`lpr -P<printer> *.data.ps` Is the value of the spectral calibration approx. a straight line in all channels? (Note: in channel 2: negative slope)	(Y) / N	
	Add postscript images to logbook, done	(Y) / N	
Print logfiles	`lpr -P<printer> *.log`		
	Add logfiles to logbook, done	(Y) / N	

Back up	Create 3 sets of backup CDs of directory <DIR-NAME> (One CD has a capacity of 600 Mbytes, the UNIX command `/usr/bin/du -k .` gives the number of kilo bytes in the current directory).		See analysis sheet BackUp
	Name of backup CDs		

Sign:	Name	PD
	Date and time	16-09-98 3:38
	Signature	



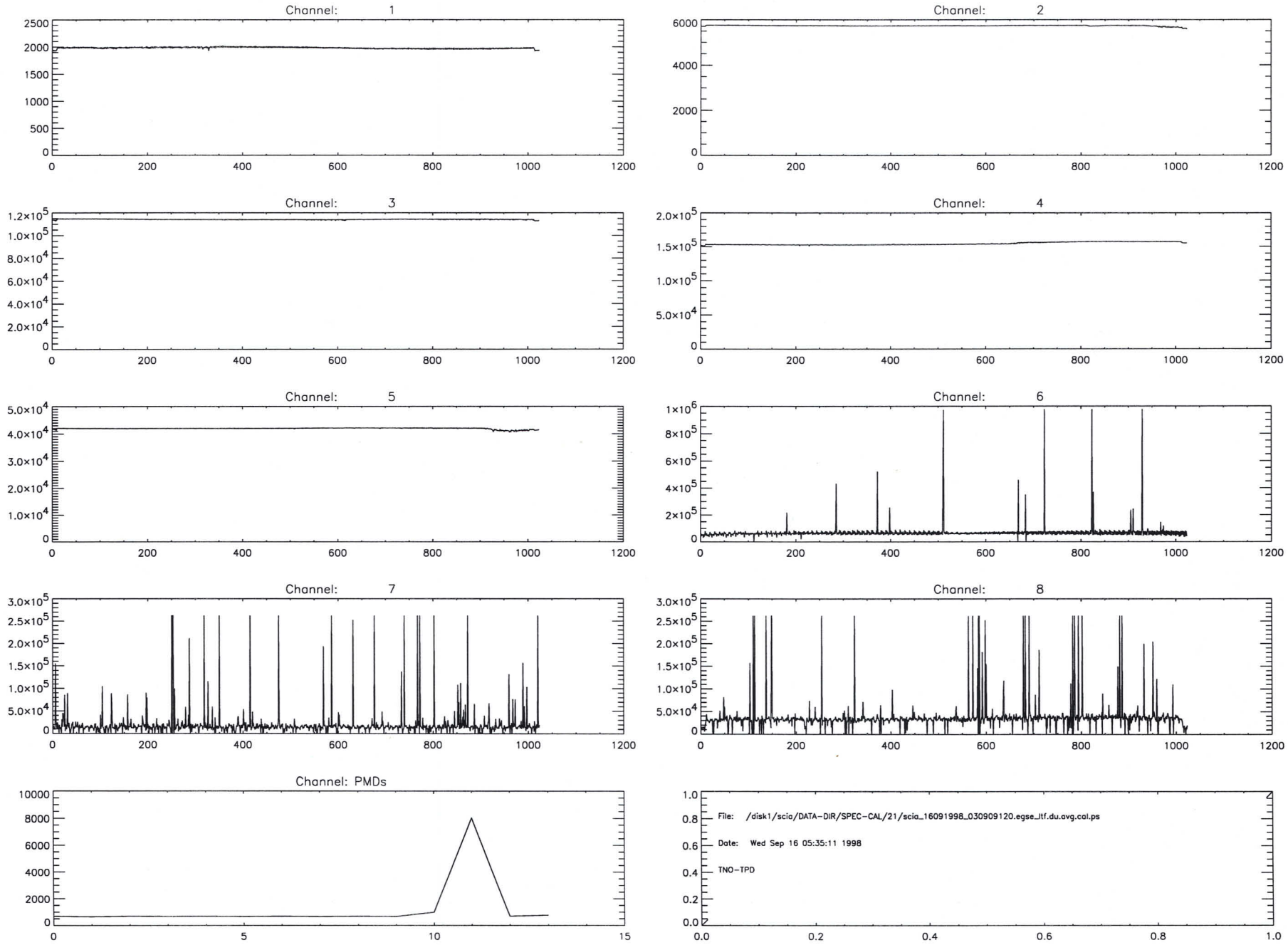
Channel: 1
Channel: 2
Channel: 3
Channel: 4
Channel: 5
Channel: 6
Channel: 7
Channel: 8
Channel: PMDs
File: /disk1/scia/DATA-DIR/SPEC-CAL/21/scia_16091998_030909120.egse_itf.du.avg.cal.ps
Date: Wed Sep 16 05:35:11 1998
TNO-TPD

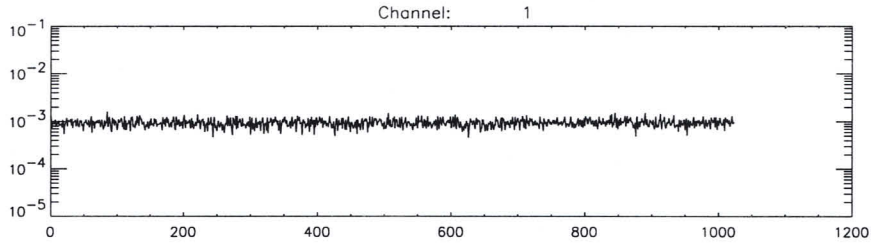
Channel: 1

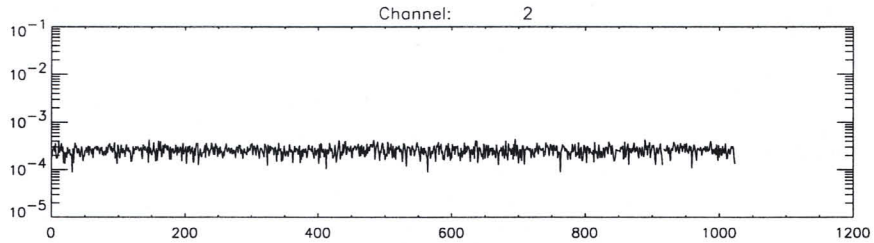
Channel: 2

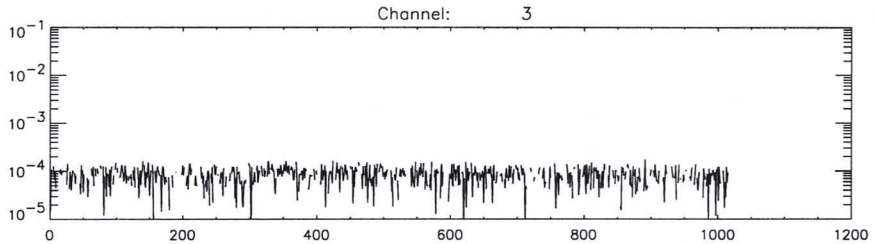
Channel: 3

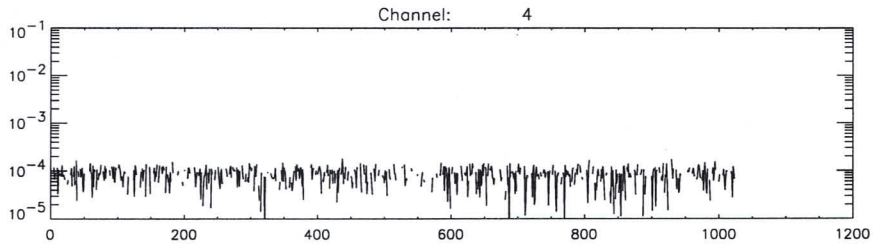
Channel: 4

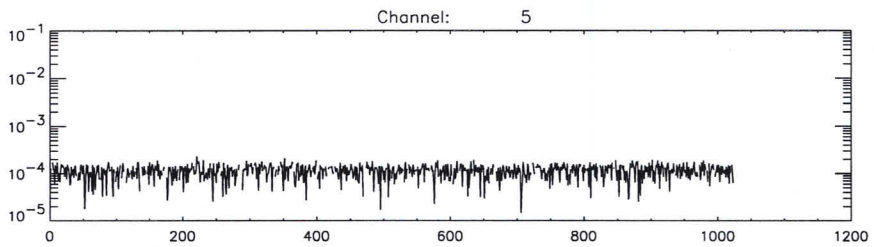
Channel: 5

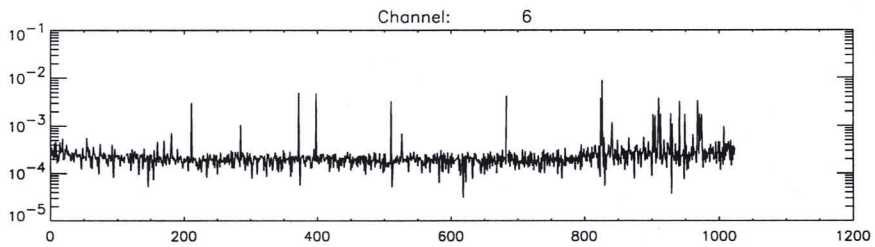
Channel: 6

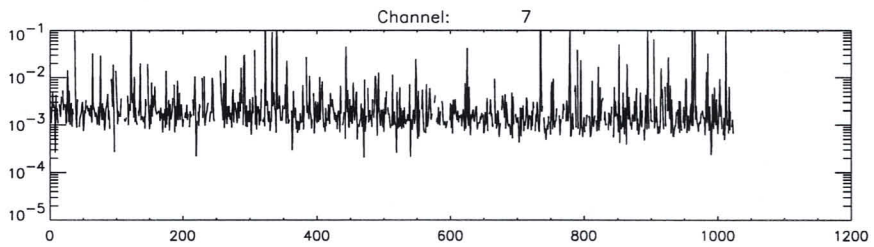
Channel: 7

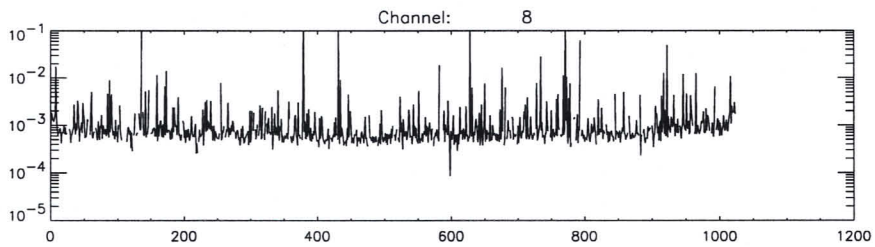
Channel: 8

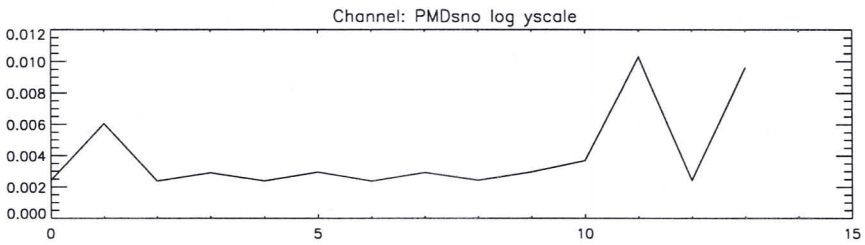
Channel: PMDsno log yscale

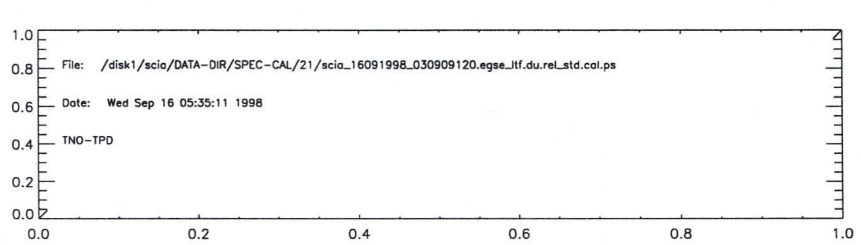
File: /disk1/scia/DATA-DIR/SPEC-CAL/21/scia_16091998_030909120.egse_itf.du.rel_std.cal.ps
Date: Wed Sep 16 05:35:11 1998
TNO-TPD

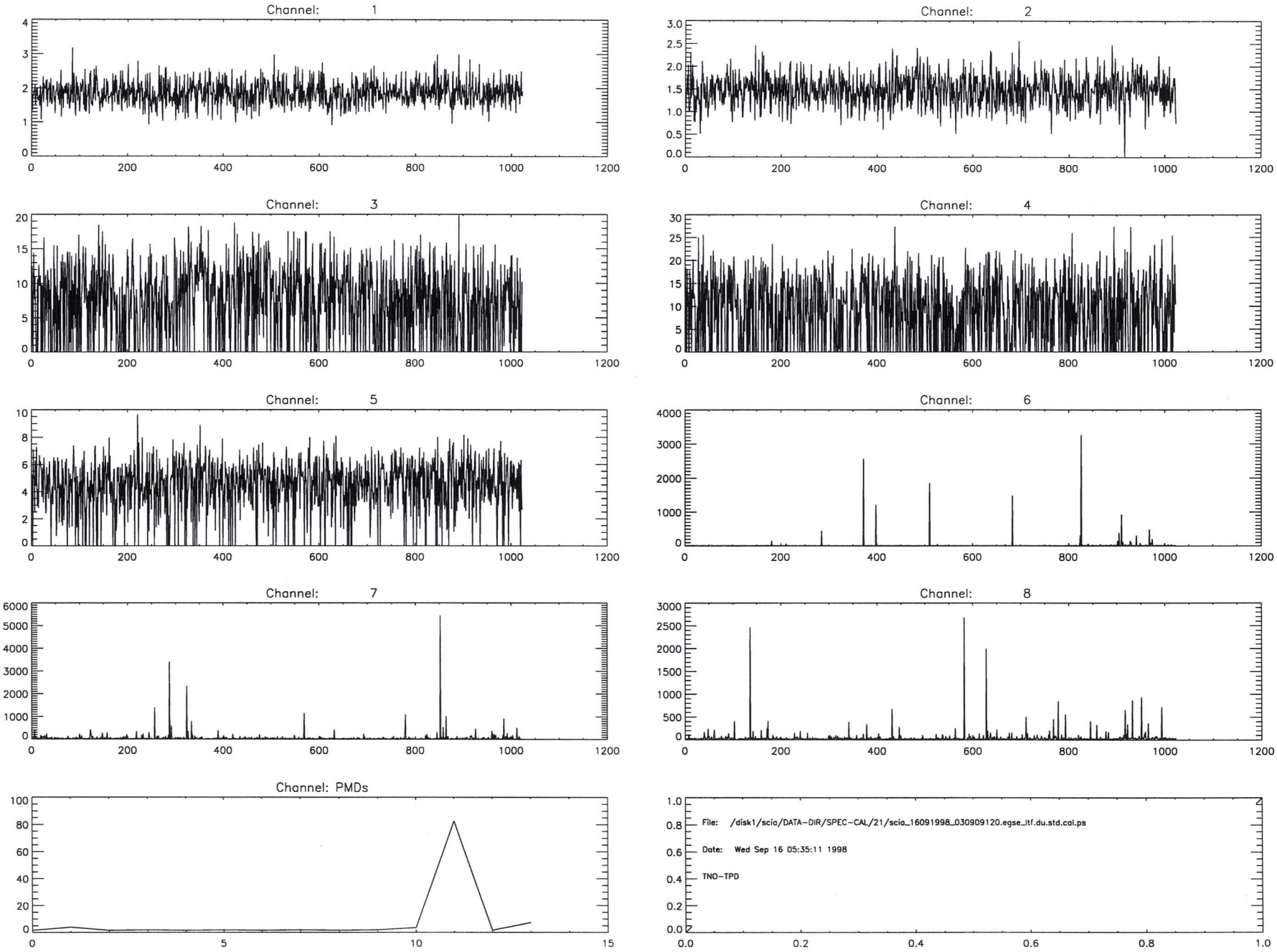
Channel: 1
Channel: 2
Channel: 3
Channel: 4
Channel: 5
Channel: 6
Channel: 7
Channel: 8
Channel: PMDs
File: /disk1/scia/DATA-DIR/SPEC-CAL/21/scia_16091998_030909120.egse_itf.du.std.cal.ps
Date: Wed Sep 16 05:35:11 1998
TNO-TPD

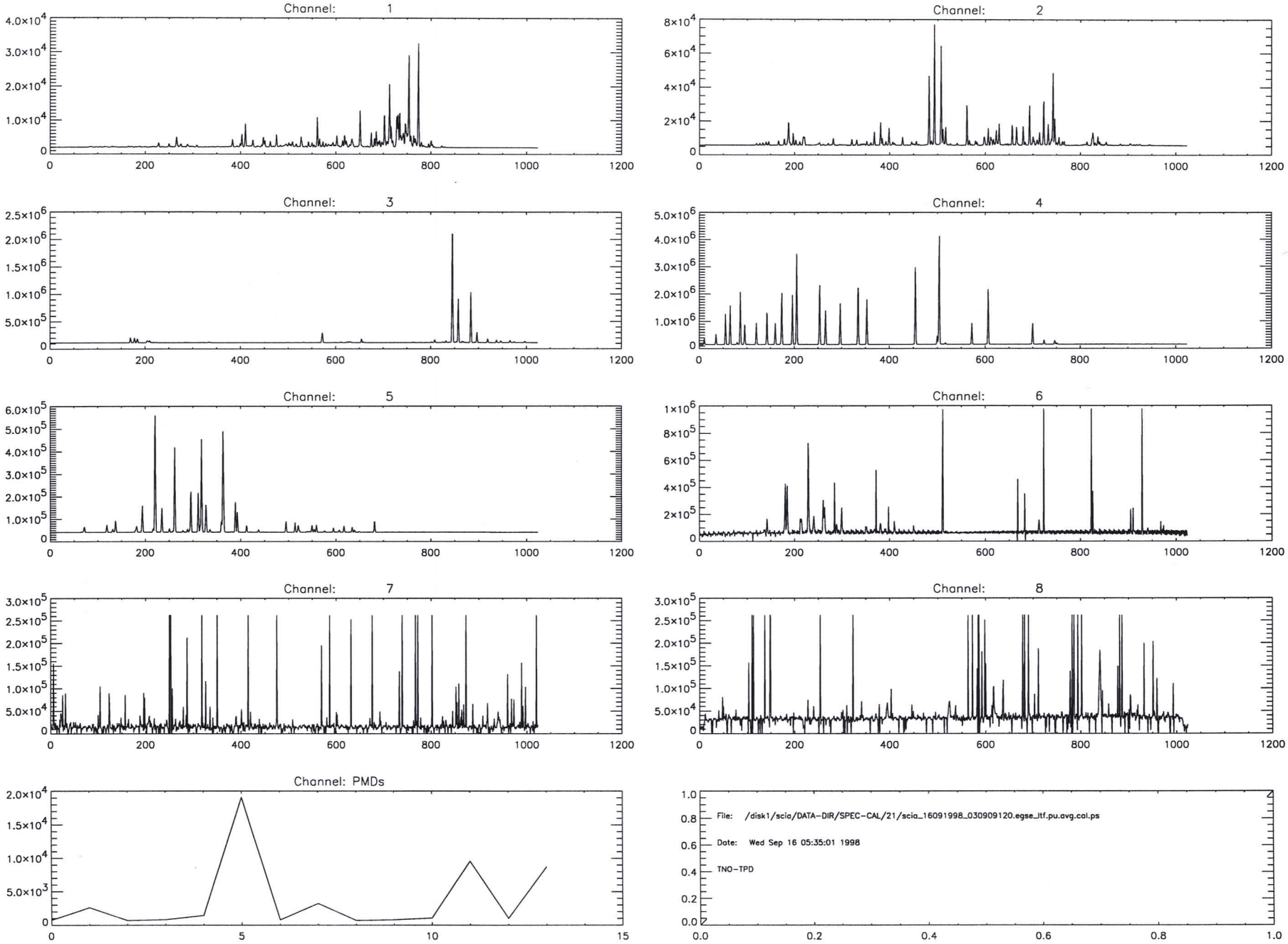
Channel: 1
Channel: 2
Channel: 3
Channel: 4
Channel: 5
Channel: 6
Channel: 7
Channel: 8
Channel: PMDs
File: /disk1/scia/DATA-DIR/SPEC-CAL/21/scia_16091998_030909120.egse_itf.pu.avg.cal.ps
Date: Wed Sep 16 05:35:01 1998
TNO-TPD

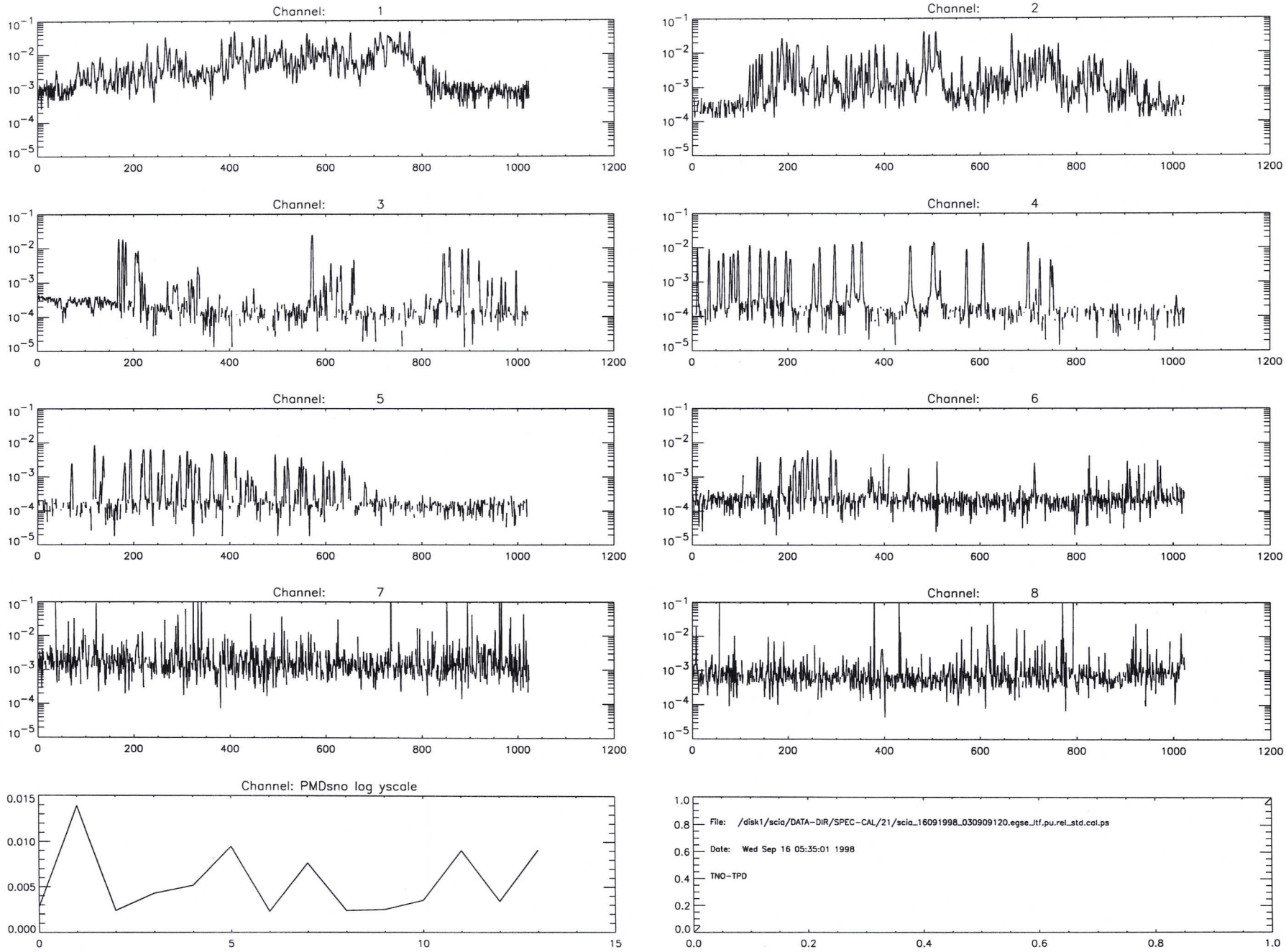
Channel: 1
Channel: 2
Channel: 3
Channel: 4
Channel: 5
Channel: 6
Channel: 7
Channel: 8
Channel: PMDsno log yscale
File: /disk1/scia/DATA-DIR/SPEC-CAL/21/scia_16091998_030909120.egse_itf.pu.rel_std.col.ps
Date: Wed Sep 16 05:35:01 1998
TNO-TPD

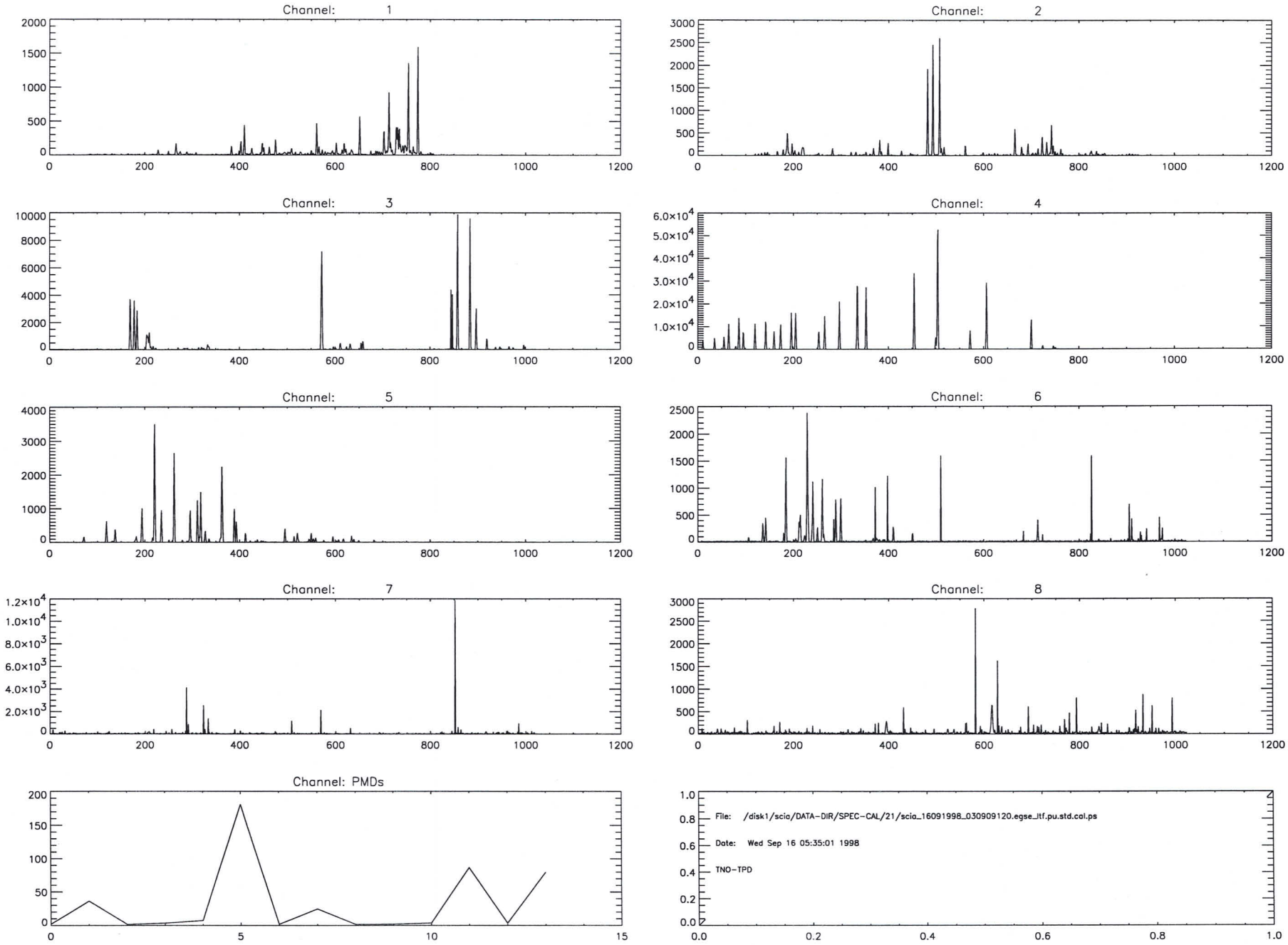
Channel: 1
Channel: 2
Channel: 3
Channel: 4
Channel: 5
Channel: 6
Channel: 7
Channel: 8
Channel: PMDs
File: /disk1/scia/DATA-DIR/SPEC-CAL/21/scia_16091998_030909120.egse_itf.pu.std.cal.ps
Date: Wed Sep 16 05:35:01 1998
TNO-TPD

```
time       = Wed Sep 16 05:35:12 1998
batch      = du
Start TOD = Wed 16-Sep-98 03:09:34
End   TOD = Wed 16-Sep-98 03:10:34
Processing= computation of average, standard dev. and rel.standard dev.
```

```
time       = Wed Sep 16 05:35:01 1998
batch      = pu
Start TOD = Wed 16-Sep-98 03:09:09
End   TOD = Wed 16-Sep-98 03:09:34
Processing= computation of average, standard dev. and rel.standard dev.
```

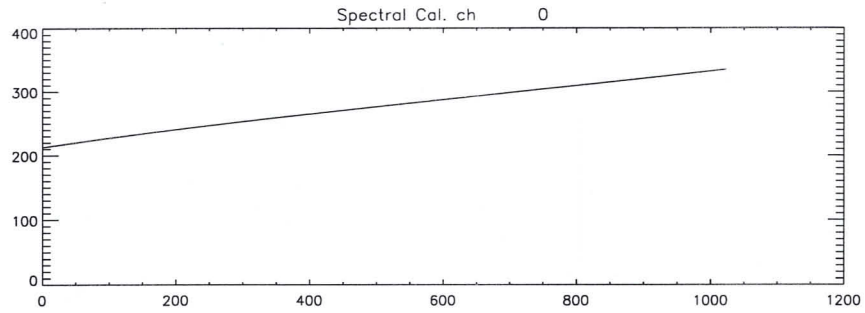
Spectral Cal. ch 0
0
100
200
300
400
0
200
400
600
800
1000
1200

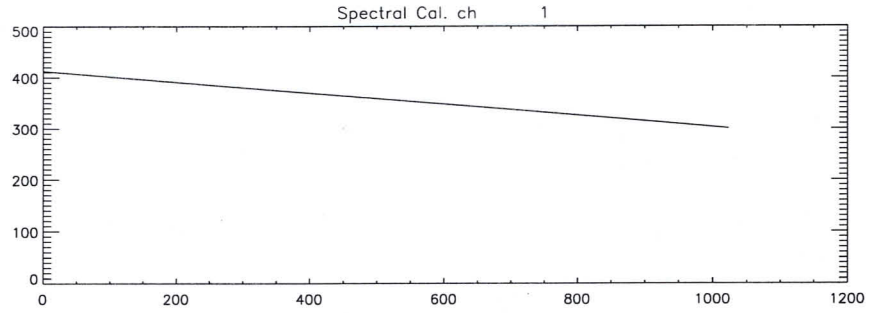
Spectral Cal. ch 1
0
100
200
300
400
500
0
200
400
600
800
1000
1200

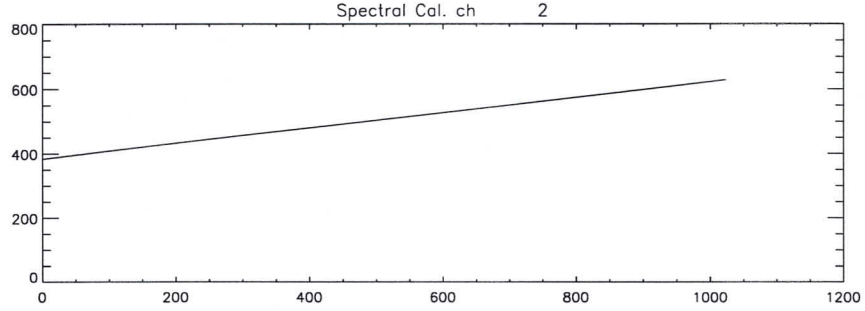
Spectral Cal. ch 2
0
200
400
600
800
0
200
400
600
800
1000
1200

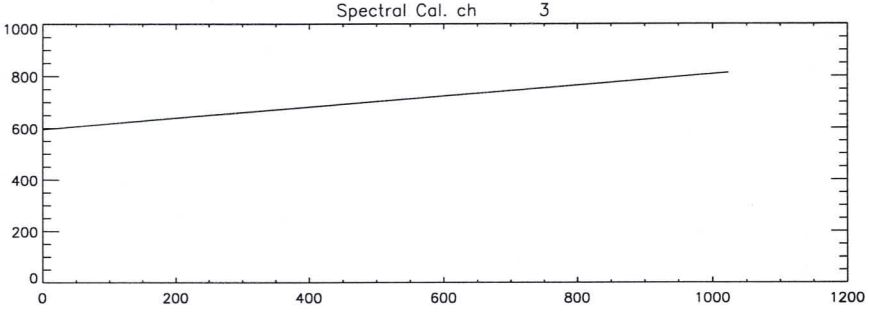
Spectral Cal. ch 3
0
200
400
600
800
1000
0
200
400
600
800
1000
1200

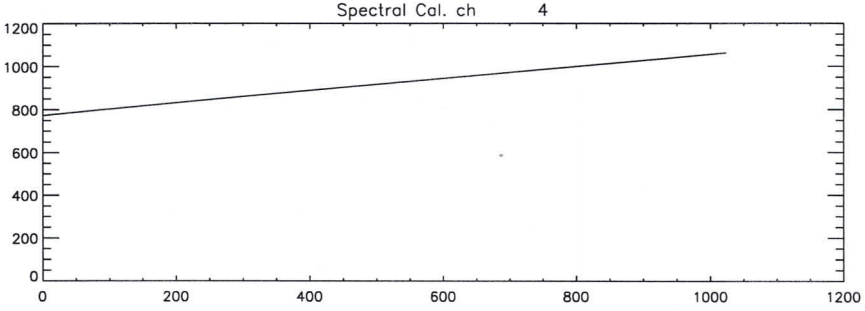
Spectral Cal. ch 4
0
200
400
600
800
1000
1200
0
200
400
600
800
1000
1200

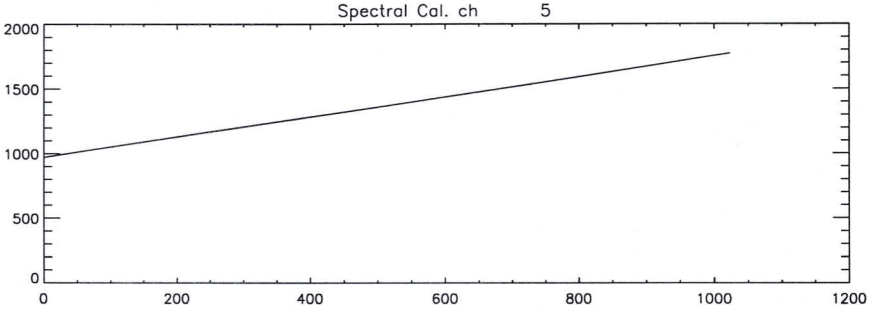
Spectral Cal. ch 5
0
500
1000
1500
2000
0
200
400
600
800
1000
1200

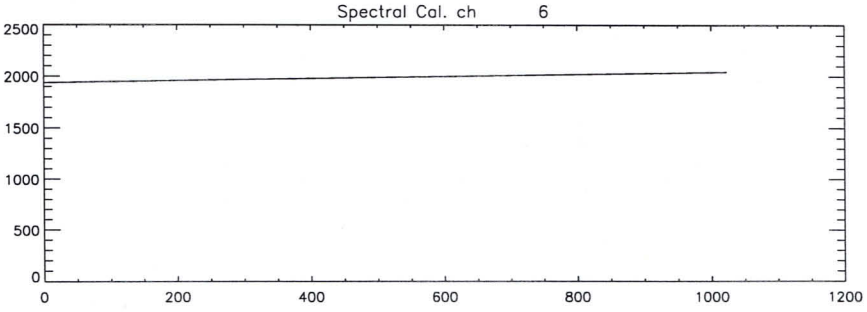
Spectral Cal. ch 6
0
500
1000
1500
2000
2500
0
200
400
600
800
1000
1200

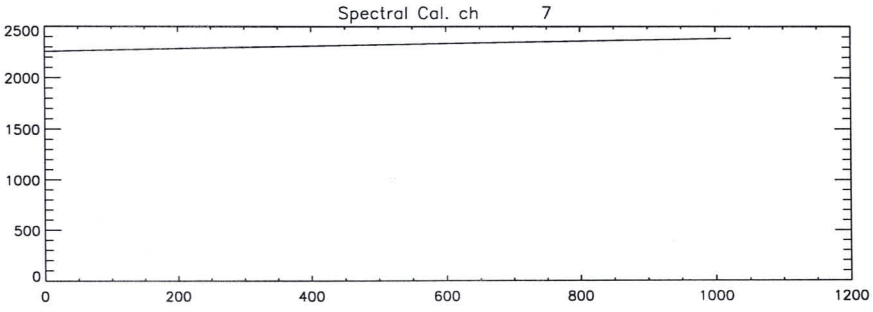
Spectral Cal. ch 7
0
500
1000
1500
2000
2500
0
200
400
600
800
1000
1200

Version: 0.1
Input files:

/disk1/scia/DATA-DIR/SPEC-CAL/21/scia_16091998_030909120.egse_ltf.du.avg.cal
 and

/disk1/scia/DATA-DIR/SPEC-CAL/21/scia_16091998_030909120.egse_ltf.pu.avg.cal
Action:
Spectral calibration
PPG correction filename used: /disk1/scia/DATA-DIR/CORR/160998/ppg.cal
ETALON correction filename used: /disk1/scia/DATA-DIR/CORR/160998/etalon.cal
PIXEL correction filename used: /disk1/scia/DATA-DIR/CORR/160998/dead_bad.pix
WL correction filename used: /disk1/scia/DATA-DIR/CORR/160998/wl.data
STRAYLIGHT correction filename used: /disk1/scia/DATA-DIR/CORR/160998/stray.da
Coefficients in file /disk1/scia/DATA-DIR/SPEC-CAL/21/scia_16091998_030909120.
Processing time: Wed Sep 16 05:37:09 1998
Output file name:
/disk1/scia/DATA-DIR/SPEC-CAL/21/scia_16091998_030909120.egse_ltf.du.avg.cal.w

	LOG SHEET SCHIAMACHY CALIBRATION	
Date/Time	Description of action	Measurement directory
16/6/98	Overdracht Maurice → Bert	
	* Stimuli hardware probleem (COMZ failure)	leer logboek hierover
	* Je kunt gewoon doormeten	
	* Absolute radiance stimulator staat helemaal uitgelijnd voor de §22.2 meting Abs Radiance NADIR min. dist. meting doen + verwerken.	
	* Daarna met NDF	
	* Licht a.ub. Dornier / Zeiss in over dit probleem (Erik weet er al van, Carina niet) Maak afspraak voor reparatie hier.	COMZ 1

Formal Run of Measurement

(Measurement ID) GEN - NADIR

Request for Actual Status		(cross out entries that are **not** requested.)
Request for Modification		(fill in only entries to be modified)
Request for Run	X	(no entries = run based on actual default settings)

Scanner Positions

Azimuth	+45.000	deg
Elevation	-45.000	deg

§ 22.2 Formal Run.

Timeline for each Data Acquisition Period during Measurement

	1	2	3	4	5	6	7	8	9	10
State ID	33									
Repetitions	10									

State Parameters for States used in Timeline (State ID must be given)

Channel	PET [s] or H#	Co-Adding	PET [s] or H#	Co-Adding	PET [s] or H#	Co-Adding	PET [s] or H#	Co-Adding
1a	64	1						
1b	64	1						
2b	8	8						
2a	8	8						
3	1	64						
4	0.5	64						
5	0.5	64						
6	0.125	64						
7	0.5	64						
8	1	64						
State ID								

NADIR minimum distance

Stimuli Settings for Existing Blocks in Measurement

Block No	Stimuli Setup ID	PPC [deg]	Polarizer [deg]	Shutter open/close	Acquisition Time [s]	Lambda [nm] Start	Stop	Step	Repetition Factor	Message	OS Setup Time [s]
1	0	-	-	-	-	-	-	0	1	BVI	0
2	0	-	-	-	-	-	-	0	1	DVI	0

Measurement Data Description

Test Purpose	UID 22
Remark	
Data Directory	

Signatures

	Date	Signature
Issued	16/9/98	
< Performed		

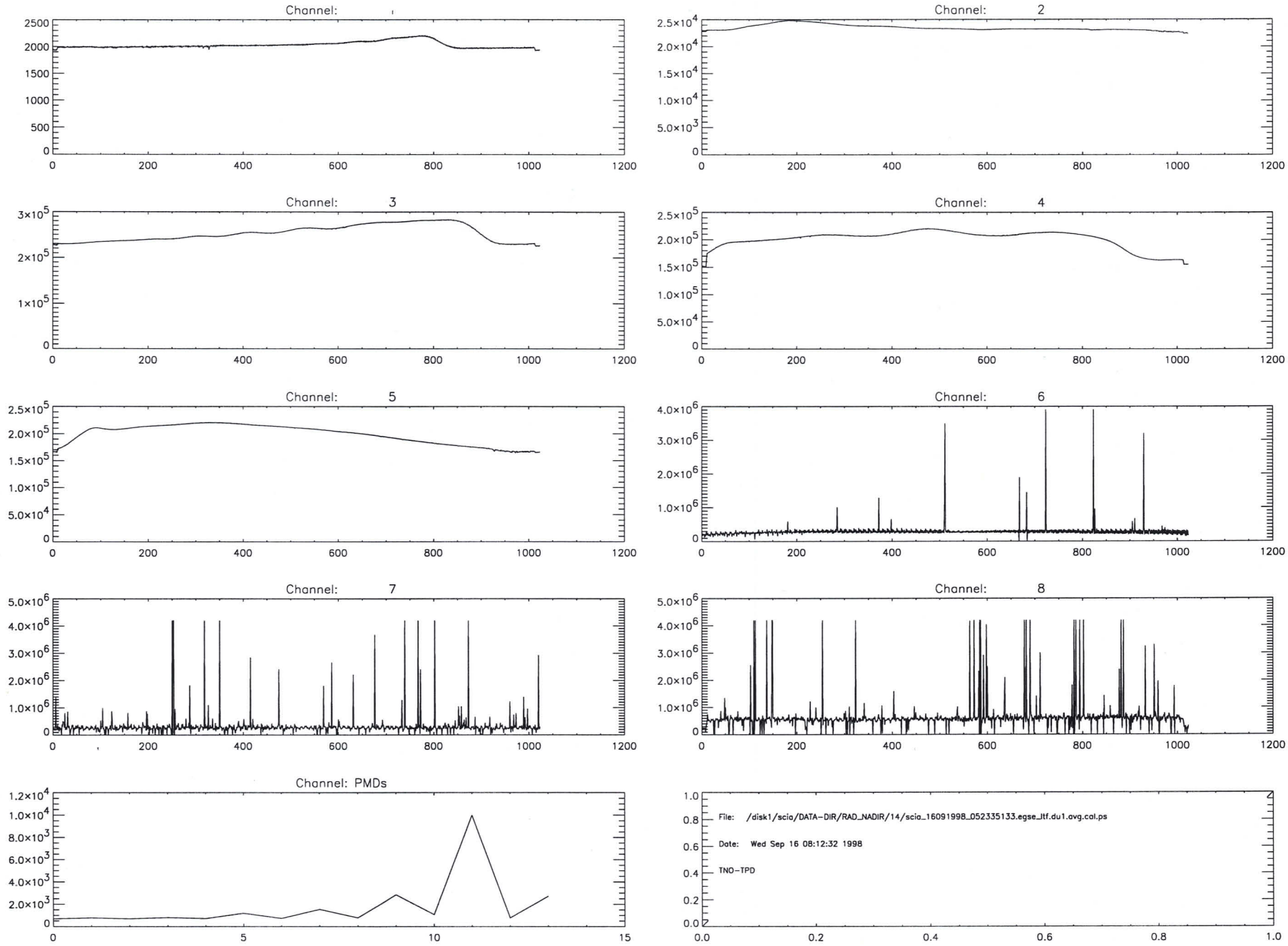
Channel:
Channel: 2
Channel: 3
Channel: 4
Channel: 5
Channel: 6
Channel: 7
Channel: 8
Channel: PMDs
File: /disk1/scia/DATA-DIR/RAD_NADIR/14/scia_16091998_052335133.egse_itf.du1.avg.cal.ps
Date: Wed Sep 16 08:12:32 1998
TNO-TPD

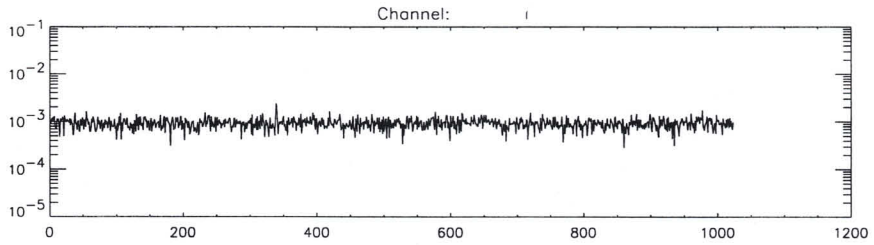
Channel: 1
10^{-1}
10^{-2}
10^{-3}
10^{-4}
10^{-5}
0
200
400
600
800
1000
1200

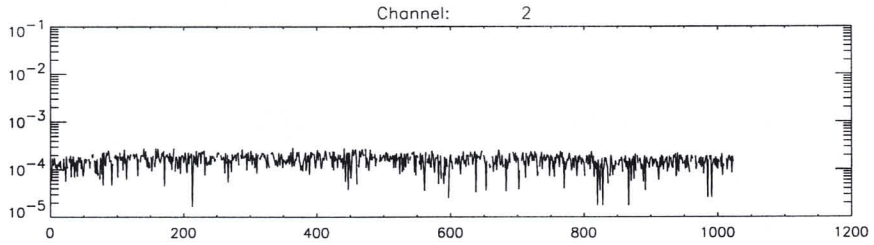
Channel: 2
10^{-1}
10^{-2}
10^{-3}
10^{-4}
10^{-5}
0
200
400
600
800
1000
1200

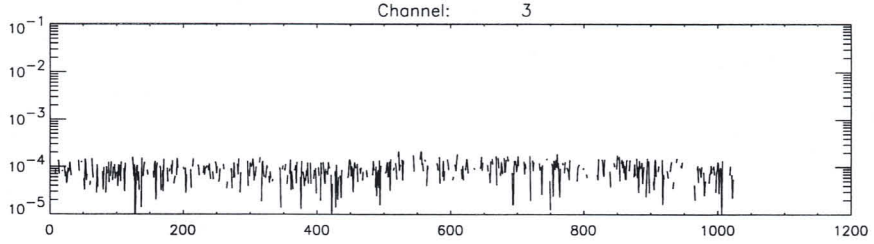
Channel: 3
10^{-1}
10^{-2}
10^{-3}
10^{-4}
10^{-5}
0
200
400
600
800
1000
1200

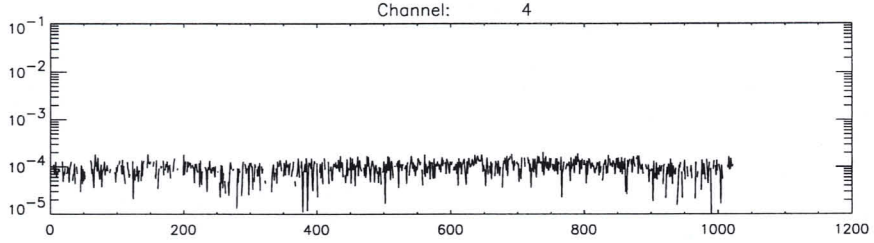
Channel: 4
10^{-1}
10^{-2}
10^{-3}
10^{-4}
10^{-5}
0
200
400
600
800
1000
1200

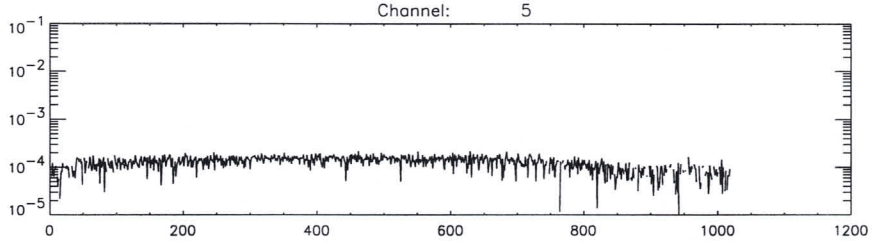
Channel: 5
10^{-1}
10^{-2}
10^{-3}
10^{-4}
10^{-5}
0
200
400
600
800
1000
1200

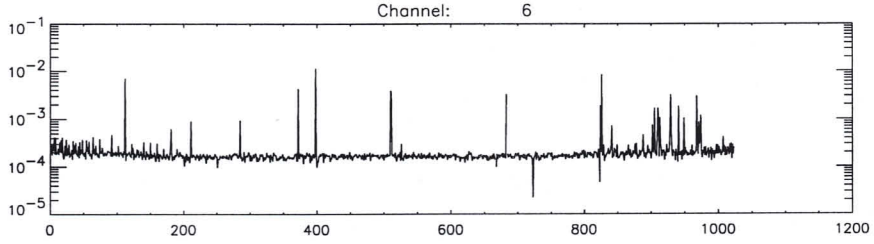
Channel: 6
10^{-1}
10^{-2}
10^{-3}
10^{-4}
10^{-5}
0
200
400
600
800
1000
1200

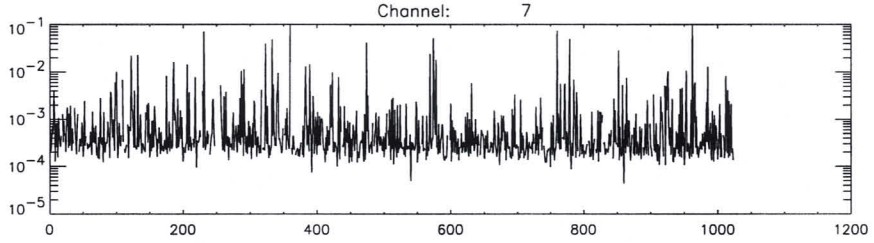
Channel: 7
10^{-1}
10^{-2}
10^{-3}
10^{-4}
10^{-5}
0
200
400
600
800
1000
1200

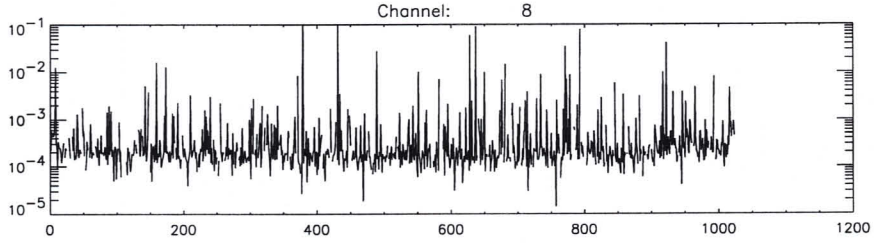
Channel: 8
10^{-1}
10^{-2}
10^{-3}
10^{-4}
10^{-5}
0
200
400
600
800
1000
1200

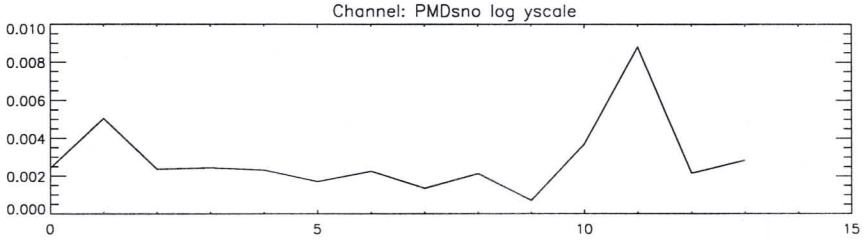
Channel: PMDsno log yscale
0.010
0.008
0.006
0.004
0.002
0.000
0
5
10
15

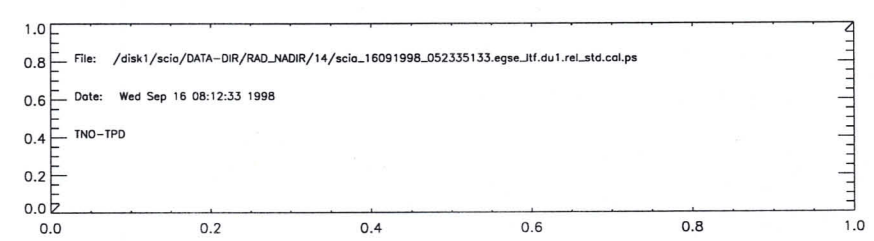
File: /disk1/scia/DATA-DIR/RAD_NADIR/14/scia_16091998_052335133.egse_ltf.du1.rel_std.cal.ps
Date: Wed Sep 16 08:12:33 1998
TNO-TPD
1.0
0.8
0.6
0.4
0.2
0.0
0.0
0.2
0.4
0.6
0.8
1.0

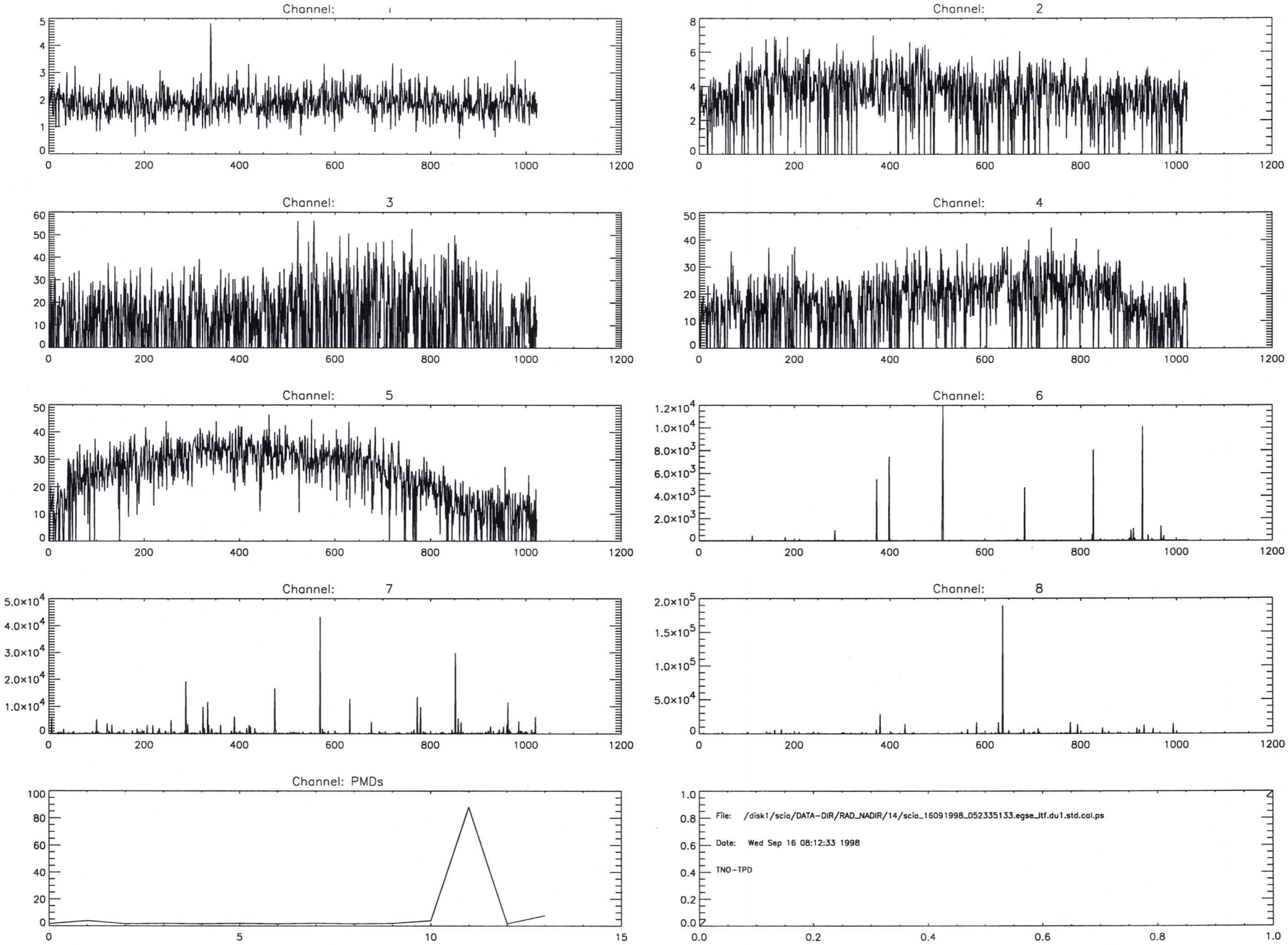
Channel:
Channel: 2
Channel: 3
Channel: 4
Channel: 5
Channel: 6
Channel: 7
Channel: 8
Channel: PMDs
File: /disk1/scia/DATA-DIR/RAD_NADIR/14/scia_16091998_052335133.egse_ltf.du1.std.col.ps
Date: Wed Sep 16 08:12:33 1998
TNO-TPD

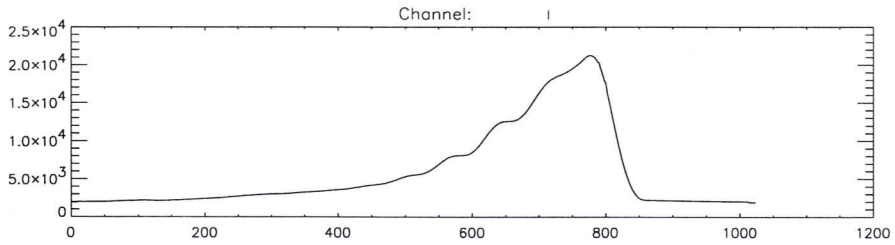
Channel: 1
2.5×10^4
2.0×10^4
1.5×10^4
1.0×10^4
5.0×10^3
0
0
200
400
600
800
1000
1200

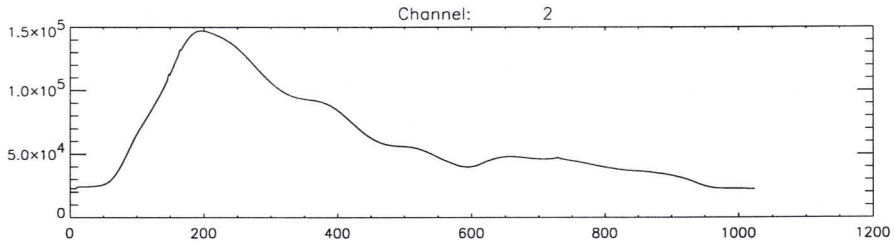
Channel: 2
1.5×10^5
1.0×10^5
5.0×10^4
0
0
200
400
600
800
1000
1200

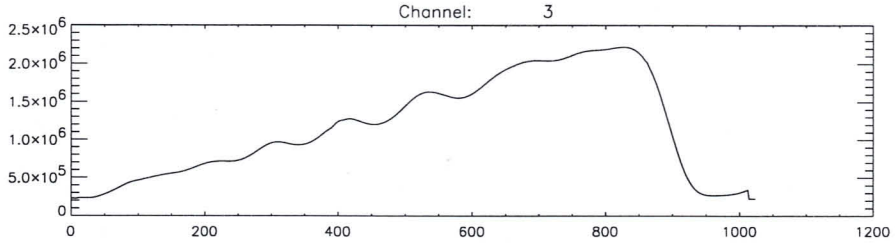
Channel: 3
2.5×10^6
2.0×10^6
1.5×10^6
1.0×10^6
5.0×10^5
0
0
200
400
600
800
1000
1200

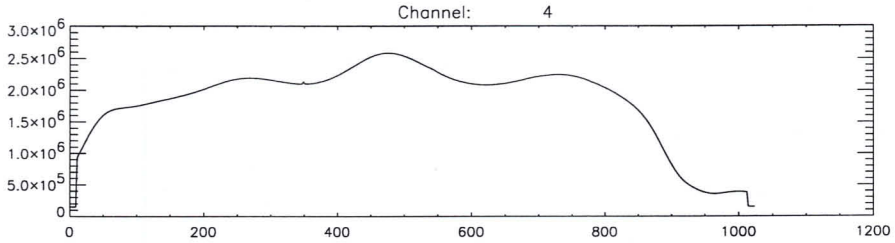
Channel: 4
3.0×10^6
2.5×10^6
2.0×10^6
1.5×10^6
1.0×10^6
5.0×10^5
0
0
200
400
600
800
1000
1200

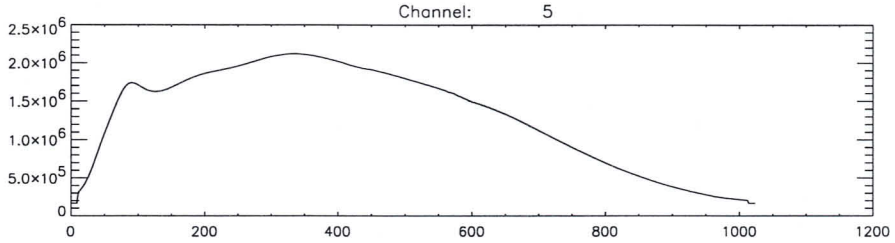
Channel: 5
2.5×10^6
2.0×10^6
1.5×10^6
1.0×10^6
5.0×10^5
0
0
200
400
600
800
1000
1200

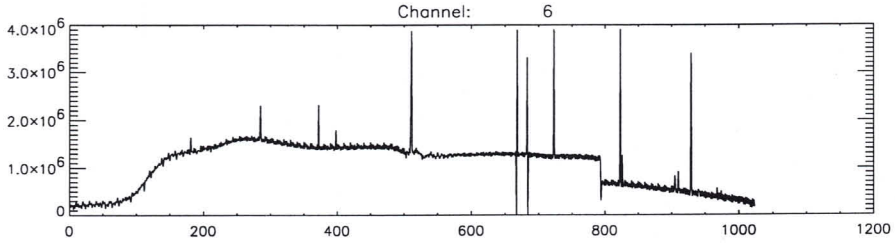
Channel: 6
4.0×10^6
3.0×10^6
2.0×10^6
1.0×10^6
0
0
200
400
600
800
1000
1200

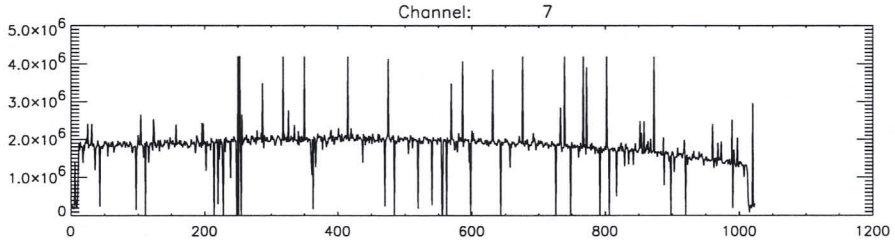
Channel: 7
5.0×10^6
4.0×10^6
3.0×10^6
2.0×10^6
1.0×10^6
0
0
200
400
600
800
1000
1200

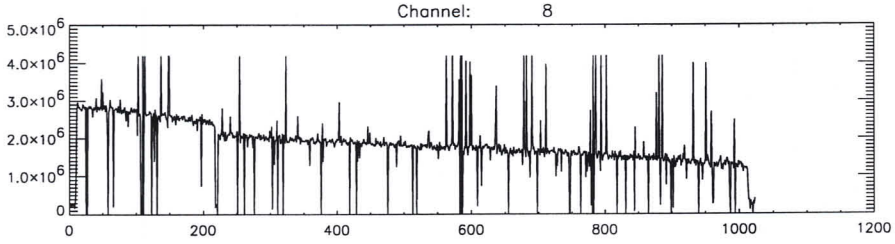
Channel: 8
5.0×10^6
4.0×10^6
3.0×10^6
2.0×10^6
1.0×10^6
0
0
200
400
600
800
1000
1200

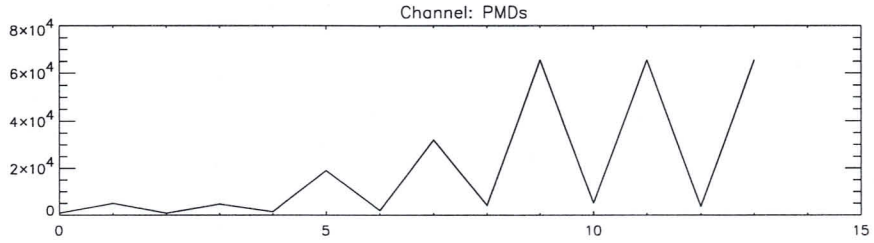
Channel: PMDs
8×10^4
6×10^4
4×10^4
2×10^4
0
0
5
10
15

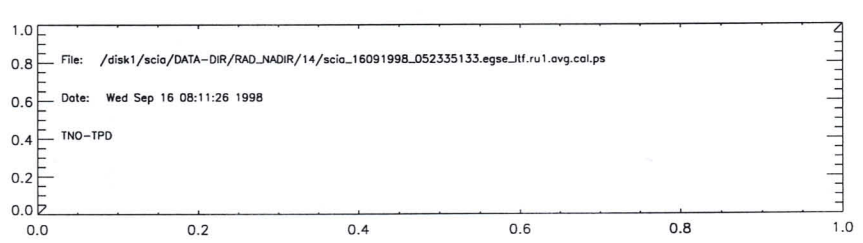
1.0
0.8
0.6
0.4
0.2
0.0
File: /disk1/scia/DATA-DIR/RAD_NADIR/14/scia_16091998_052335133.egse_ltf.ru1.avg.cal.ps
Date: Wed Sep 16 08:11:26 1998
TNO-TPD
0.0
0.2
0.4
0.6
0.8
1.0

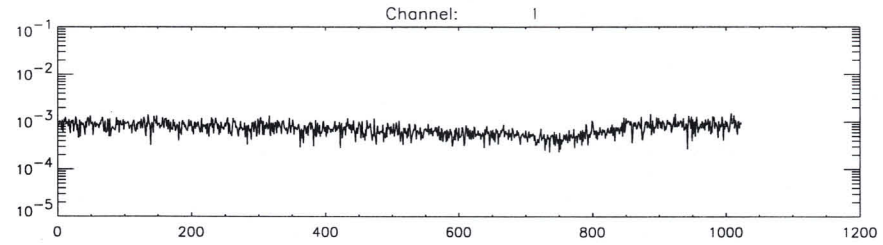
Channel: 1

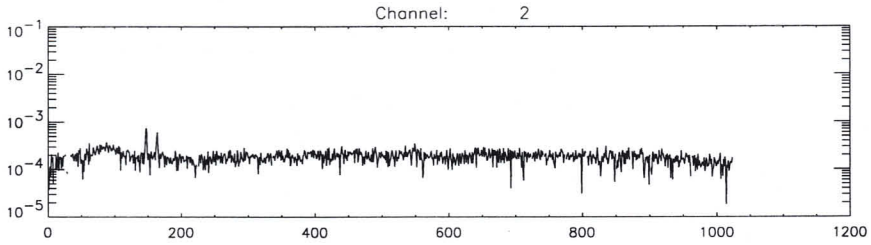
Channel: 2

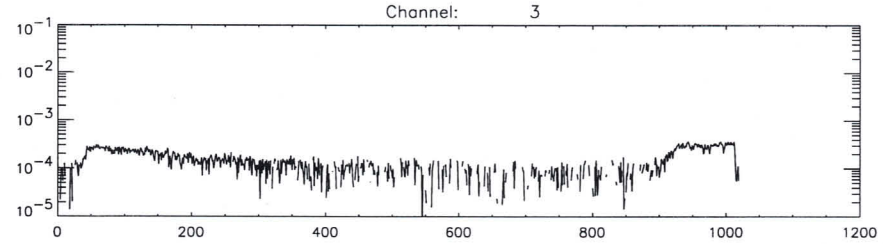
Channel: 3

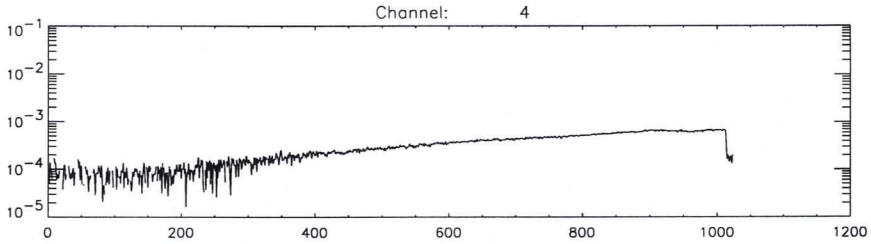
Channel: 4

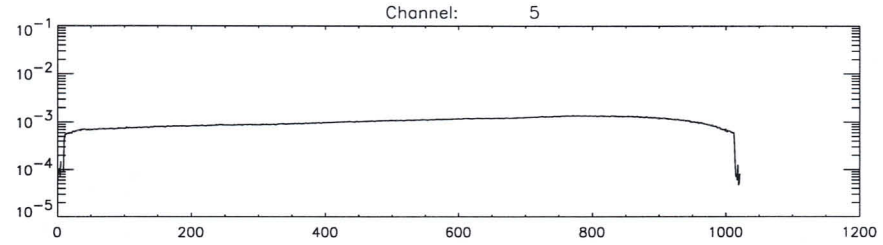
Channel: 5

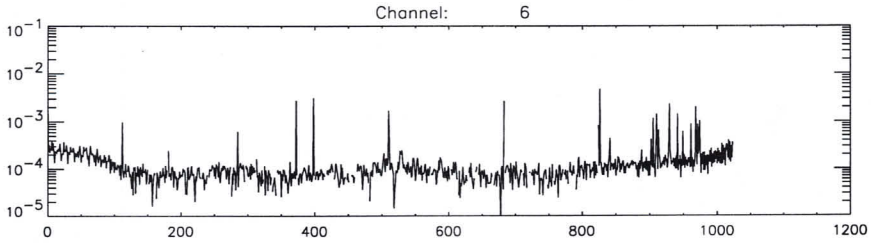
Channel: 6

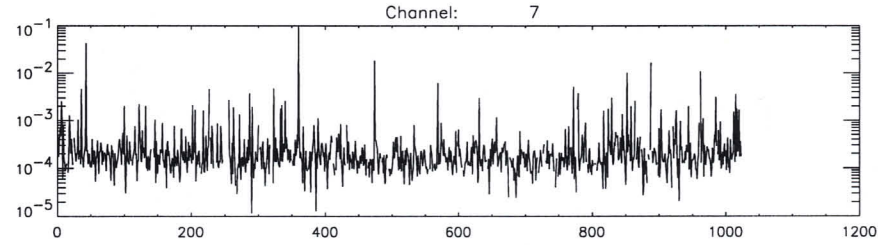
Channel: 7

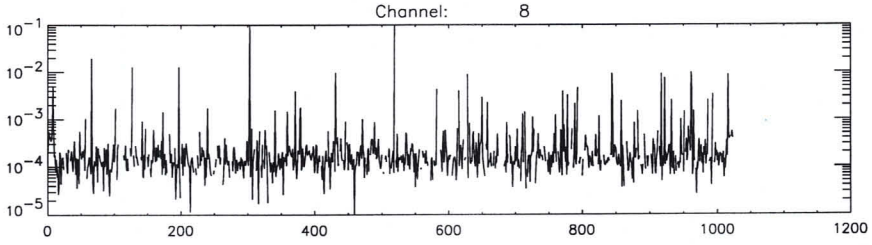
Channel: 8

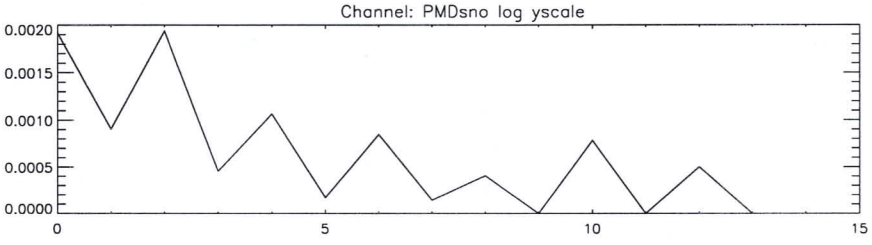
Channel: PMDsno log yscale

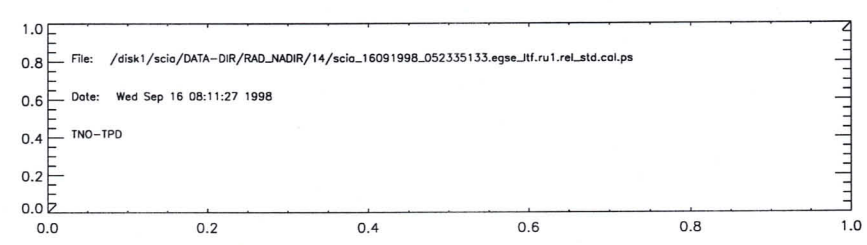
File: /disk1/scia/DATA-DIR/RAD_NADIR/14/scia_16091998_052335133.egse_ltf.ru1.rel_std.cal.ps
Date: Wed Sep 16 08:11:27 1998
TNO-TPD

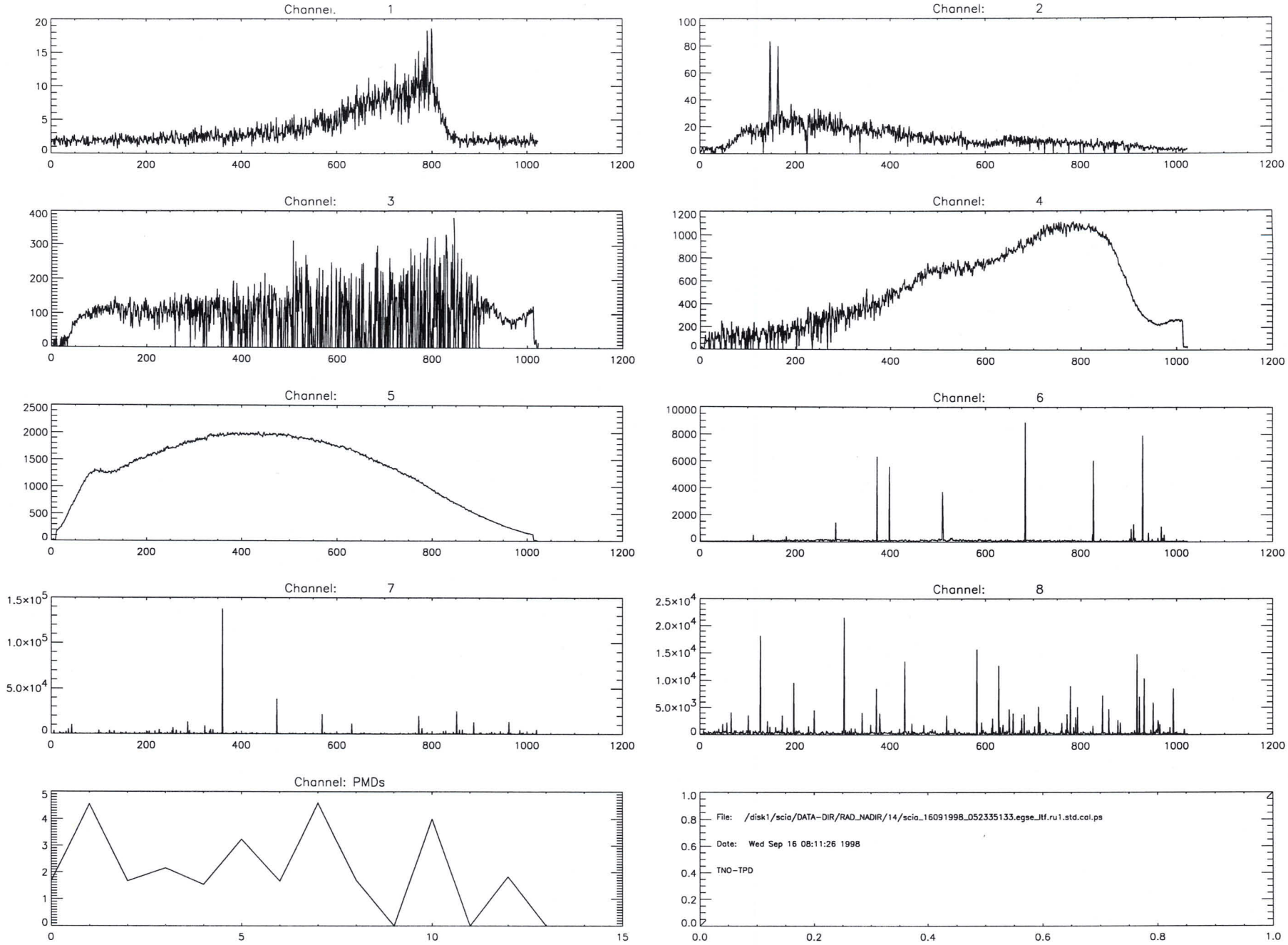
Channel: 1
Channel: 2
Channel: 3
Channel: 4
Channel: 5
Channel: 6
Channel: 7
Channel: 8
Channel: PMDs
File: /disk1/scia/DATA-DIR/RAD_NADIR/14/scia_16091998_052335133.egse_ltf.ru1.std.cal.ps
Date: Wed Sep 16 08:11:26 1998
TNO-TPD

```
time       = Wed Sep 16 08:12:33 1998
batch      = du1
Start TOD = Wed 16-Sep-98 05:36:45
End   TOD = Wed 16-Sep-98 05:48:35
Processing= computation of average, standard dev. and rel.standard dev.
```

```
time       = Wed Sep 16 08:11:27 1998
batch      = ru1
Start TOD = Wed 16-Sep-98 05:23:38
End   TOD = Wed 16-Sep-98 05:36:45
Processing= computation of average, standard dev. and rel.standard dev.
```

STEP	ACTION	RESULT	MARKER
Intro	Your name:	M. Kalt	
	Date:	16-9	
	What's the name of the (main) data input files generated by the EGSE? (*.dat)	scia_1609199g8_05233513 3.dat (A)	
	Setup a three-window configuration on your SUN.		see course descr.
Cnstr directory	cd ~/DATA-DIR/RAD-NADIR ; ls -l		Note: In window DATA-DIR
	highest number in directory? New directory: mkdir <B+1> ls -l	13 (B)	
	What's now the highest number in directory? <C> should be <B> + 1	14 (C) Y / N	
	directory name is:	~/DATA-DIR/RAD-NADIR/<C>	(DIR-NAME)
Copy data	See Analysis sheet: Transfer Data File	Y / N	In DATA-DIR window
Cnstr EGSE_LTF	cal_raw2ltf . (Error messages are not necessarily fatal; check with SOLAN --in solan window-- whether output file is okay: there should be a signal present, and dremark1 labels should be filled)	5	Note: In window DATA-DIR; ***don't forget the dot !!!;*** *May take more than 15 mins.*
	ls -l *.egse_ltf What's the name of the egse_ltf file	scia_1609199g8_05233513 3.egse_ltf (D)	
	<D> should be <A>.egse_ltf	Y / N	
Cnstr CAL files	idl run_averscia (and select file <D> when asked)		Note: In window IDL
Check CAL files	Dark files: ls -l *du*.avg.cal		In DATA-DIR window
	size:	145g98	should be approx 150Kb

`ls -l *ru*.avg.cal`

size: 145998 — should be approx 150Kb

Note: all files should be present, if not:
(a) Check file <D> using SOLAN and check whether DU, and IU labels are present in dremark1 labels
(b) Check if enough disk space is available (Unix command `df -k | more`).

Print postscript

Print postscript files:
`lpr -P<printer> *.ps`
Contents dark file `*du*.avg.cal.ps` should be approx. constant within channels: (Y) / N
Contents light file `*ru*.avg.cal.ps` should resemble white light source: (Y) / N

Contents of `*rel_std*.ps` files should be smaller than 0.01 (pixel 300 -- 800) for all channels. (Y) / N

If not, value is: _____

Add postscript images to logbook, done (Y) / N

Print logfiles

`lpr -P<printer> *.log`
Add logfiles to logbook, done (Y) / N

Radiance processing

Run radiance

`idl do_radiance` — In IDL window

Check radiance

`ls -l * | more` — In DATA-DIR window

Size of file `<D>.du*.avg.cal.p1.cal` 145998 — should be approx 150Kb

Size of file <D>.du* ~~avg.cal.p?.ca~~ 145 gd

<D>.du*.avg.cal.p?.f455.cal
and
<D>.du*.avg.cal.p?.f456.cal

Check radiance visually

`lpr -P<printer>` ~~*.p[12].*cal~~.ps

← *.p[12].f45*.cal.ps

Value of P1 and P2 file resemble white light source? (Y)/N

Add postscript images to logbook, done (Y)/N

`lpr -P<printer>` *.p[12].f45*.cal.log

Print logfiles ~~*.p[12].cal.log~~

Add logfiles to logbook, done (Y)/N

Create 3 sets of backup CDs of directory <DIR-NAME> (One CD has a capacity of 600 Mbytes, the UNIX command `/usr/bin/du -k .` gives the number of kilo bytes in the current directory).

See analysis sheet BackUp

Back up

Name of backup CDs 160gd B

Sign:

Name M. Kalk

Date and time 16-09-08

Signature M<u>K</u>.

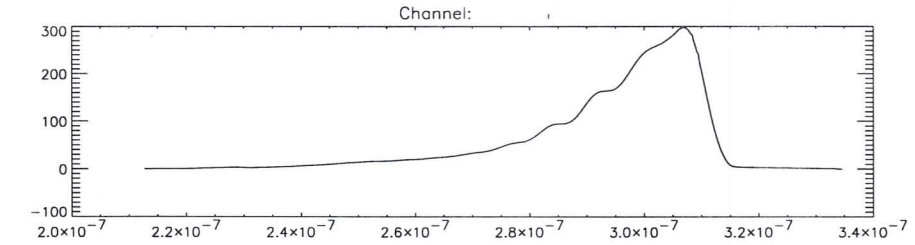
Channel:
300
200
100
0
−100
2.0×10−7
2.2×10−7
2.4×10−7
2.6×10−7
2.8×10−7
3.0×10−7
3.2×10−7
3.4×10−7

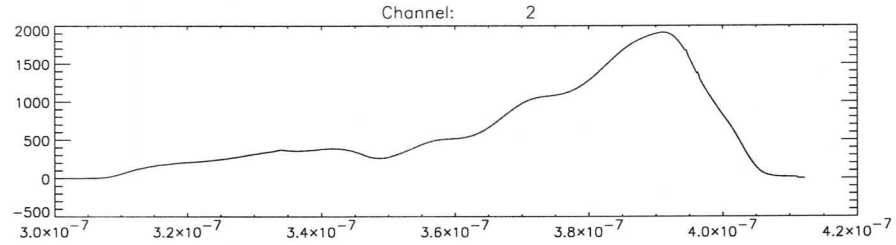
Channel: 2
2000
1500
1000
500
0
−500
3.0×10−7
3.2×10−7
3.4×10−7
3.6×10−7
3.8×10−7
4.0×10−7
4.2×10−7

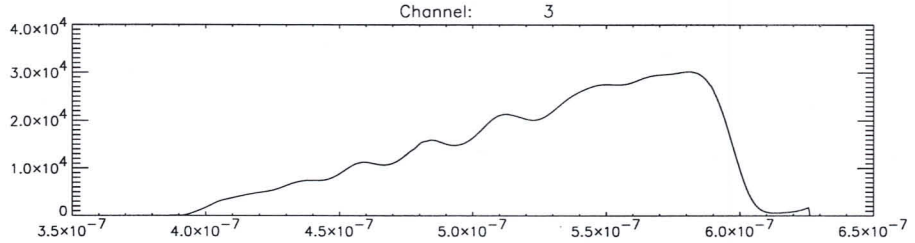
Channel: 3
4.0×10^4
3.0×10^4
2.0×10^4
1.0×10^4
0
3.5×10−7
4.0×10−7
4.5×10−7
5.0×10−7
5.5×10−7
6.0×10−7
6.5×10−7

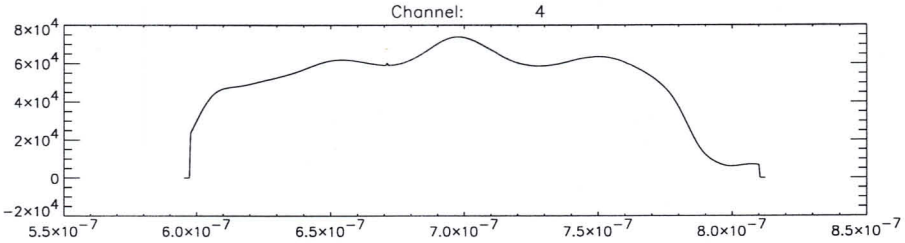
Channel: 4
8×10^4
6×10^4
4×10^4
2×10^4
0
−2×10^4
5.5×10−7
6.0×10−7
6.5×10−7
7.0×10−7
7.5×10−7
8.0×10−7
8.5×10−7

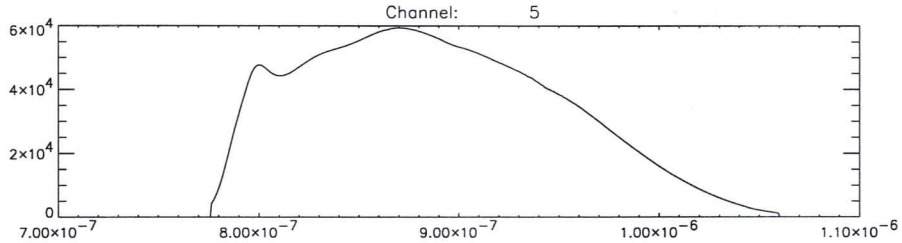
Channel: 5
6×10^4
4×10^4
2×10^4
0
7.00×10−7
8.00×10−7
9.00×10−7
1.00×10−6
1.10×10−6

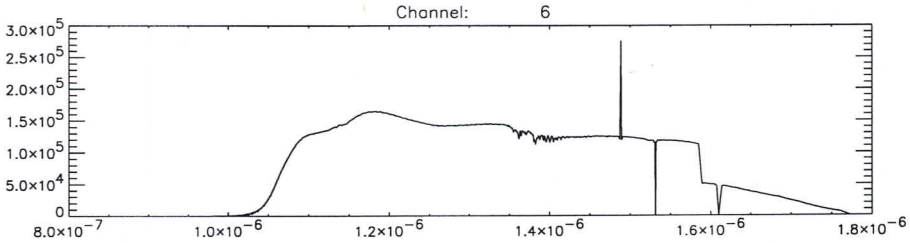
Channel: 6
3.0×10^5
2.5×10^5
2.0×10^5
1.5×10^5
1.0×10^5
5.0×10^4
0
8.0×10−7
1.0×10−6
1.2×10−6
1.4×10−6
1.6×10−6
1.8×10−6

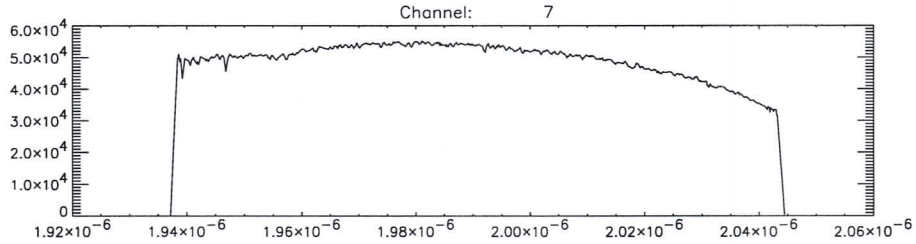
Channel: 7
6.0×10^4
5.0×10^4
4.0×10^4
3.0×10^4
2.0×10^4
1.0×10^4
0
1.92×10−6
1.94×10−6
1.96×10−6
1.98×10−6
2.00×10−6
2.02×10−6
2.04×10−6
2.06×10−6

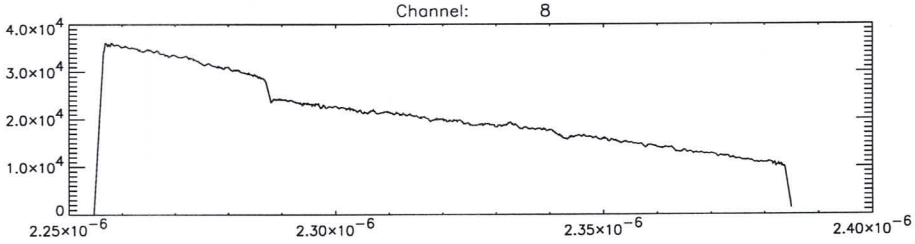
Channel: 8
4.0×10^4
3.0×10^4
2.0×10^4
1.0×10^4
0
2.25×10−6
2.30×10−6
2.35×10−6
2.40×10−6

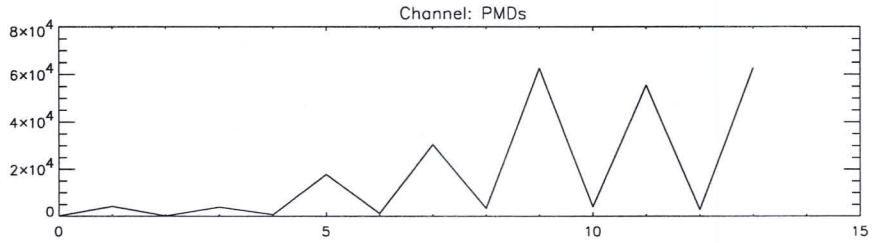
Channel: PMDs
8×10^4
6×10^4
4×10^4
2×10^4
0
0
5
10
15

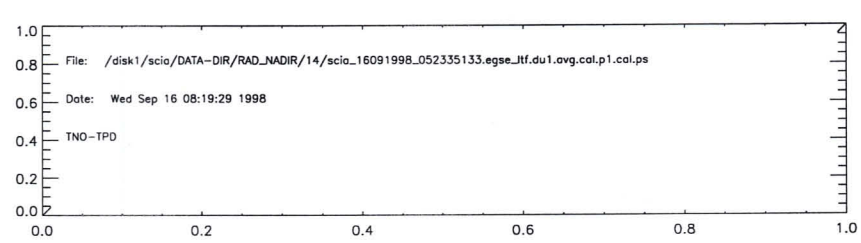
1.0
0.8
0.6
0.4
0.2
0.0
File: /disk1/scia/DATA-DIR/RAD_NADIR/14/scia_16091998_052335133.egse_ltf.du1.avg.cal.p1.cal.ps
Date: Wed Sep 16 08:19:29 1998
TNO-TPD
0.0
0.2
0.4
0.6
0.8
1.0

Version: 0.1
Input files:

/disk1/scia/DATA-DIR/RAD_NADIR/14/scia_16091998_052335133.egse_ltf.du1.avg.cal
 and

/disk1/scia/DATA-DIR/RAD_NADIR/14/scia_16091998_052335133.egse_ltf.ru1.avg.cal
Action:
Radiance calibration: No correction bsdf, transmission and e_cal
PPG correction filename used: /disk1/scia/DATA-DIR/CORR/latest/ppg.cal
ETALON correction filename used: /disk1/scia/DATA-DIR/CORR/latest/etalon.cal
PIXEL correction filename used: /disk1/scia/DATA-DIR/CORR/latest/dead_bad.pix
WL correction filename used: /disk1/scia/DATA-DIR/CORR/latest/wl.data
STRAYLIGHT correction filename used: /disk1/scia/DATA-DIR/CORR/latest/stray.da
Processing time: Wed Sep 16 08:19:28 1998
Output file name:
/disk1/scia/DATA-DIR/RAD_NADIR/14/scia_16091998_052335133.egse_ltf.du1.avg.cal
Ambient files:
Ambient Correction file versions ac_ucp = # VERSION 0.0
ac_ucs = #VERSION 0.0
ala4lp = #VERSION ASAP
ala4ls = #VERSION ASAP
ɛ 4lx = #VERSION 0.0
aɪamlp = #VERSION ASAP
alamls = #VERSION ASAP
alaplp = #VERSION ASAP
alapls = #VERSION ASAP
alaplx = #VERSION 0.0
alaslp = #VERSION ASAP
alasls = #VERSION ASAP
alaslx = #VERSION ASAP
alaulp = #VERSION 0.0
alauls = #VERSION 0.0
anapnp = #VERSION 0.0
anapnx = #VERSION 0.0
anaunp = #VERSION 0.0 ASAP data
anauns = #VERSION 0.0 ASAP data
bsdf = #Date: 15/06/98 NOTE: This is preliminary data! The final keydata must
optec_window = #VERSION 0.0
reflectance = #VERSION 0.0

Version: 0.1
Input files:

/disk1/scia/DATA-DIR/RAD_NADIR/14/scia_16091998_052335133.egse_ltf.du1.avg.cal
 and

/disk1/scia/DATA-DIR/RAD_NADIR/14/scia_16091998_052335133.egse_ltf.ru1.avg.cal
Action:
Generation of PS file
Radiance calibration: No correction bsdf, transmission and e_cal
PPG correction filename used: /disk1/scia/DATA-DIR/CORR/latest/ppg.cal
ETALON correction filename used: /disk1/scia/DATA-DIR/CORR/latest/etalon.cal
PIXEL correction filename used: /disk1/scia/DATA-DIR/CORR/latest/dead_bad.pix
WL correction filename used: /disk1/scia/DATA-DIR/CORR/latest/wl.data
STRAYLIGHT correction filename used: /disk1/scia/DATA-DIR/CORR/latest/stray.da
Processing time: Wed Sep 16 08:19:29 1998
Output file name:
/disk1/scia/DATA-DIR/RAD_NADIR/14/scia_16091998_052335133.egse_ltf.du1.avg.cal
Ambient files:
Ambient Correction file versions ac_ucp = # VERSION 0.0
ac_ucs = #VERSION 0.0
ala4lp = #VERSION ASAP
ɾ 4ls = #VERSION ASAP
aɹa4lx = #VERSION 0.0
alamlp = #VERSION ASAP
alamls = #VERSION ASAP
alaplp = #VERSION ASAP
alapls = #VERSION ASAP
alaplx = #VERSION 0.0
alaslp = #VERSION ASAP
alasls = #VERSION ASAP
alaslx = #VERSION ASAP
alaulp = #VERSION 0.0
alauls = #VERSION 0.0
anapnp = #VERSION 0.0
anapnx = #VERSION 0.0
anaunp = #VERSION 0.0 ASAP data
anauns = #VERSION 0.0 ASAP data
bsdf = #Date: 15/06/98 NOTE: This is preliminary data! The final keydata must
optec_window = #VERSION 0.0
reflectance = #VERSION 0.0

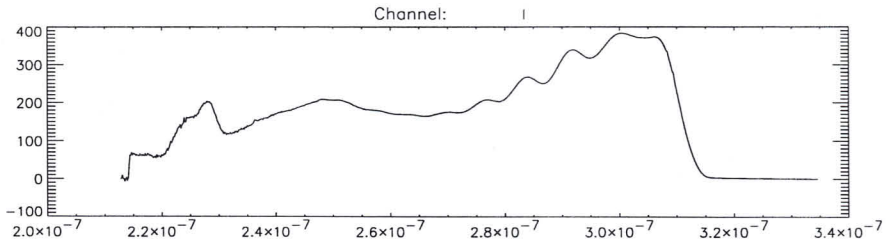
Channel: 1

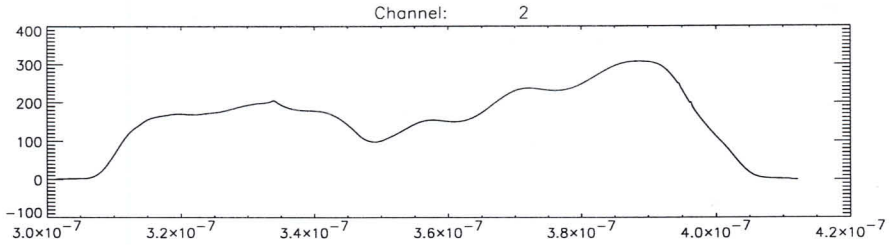
Channel: 2

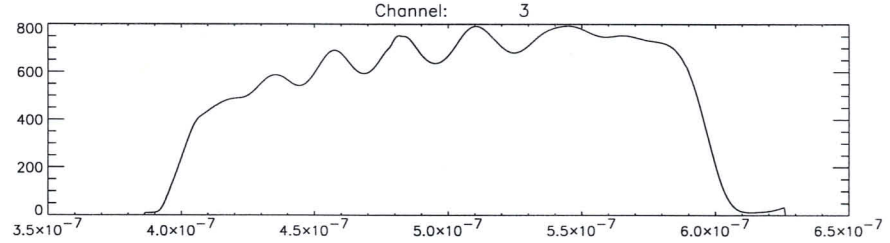
Channel: 3

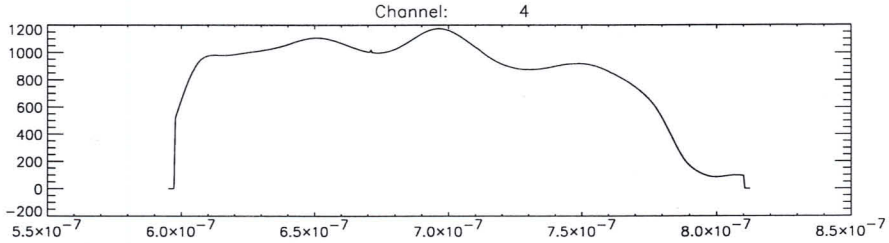
Channel: 4

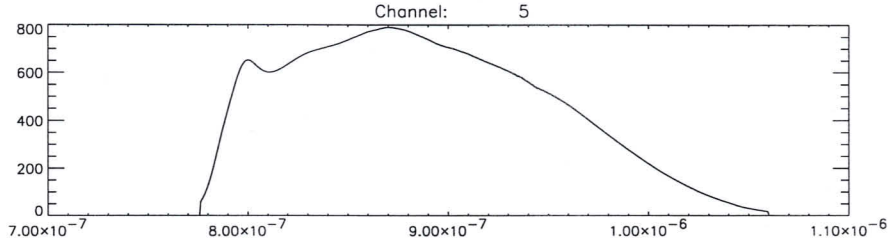
Channel: 5

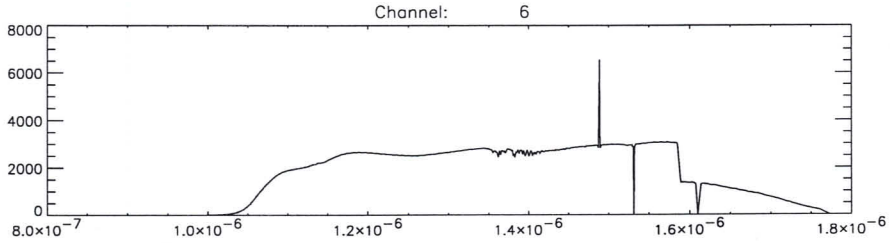
Channel: 6

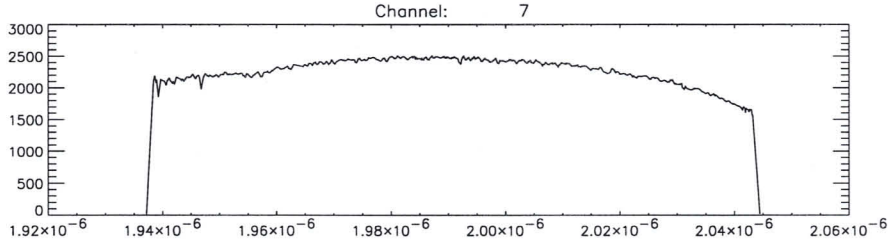
Channel: 7

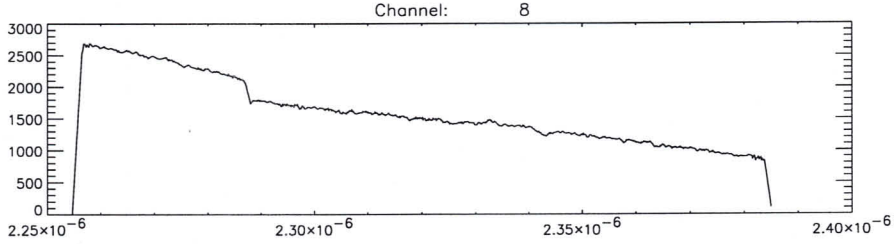
Channel: 8

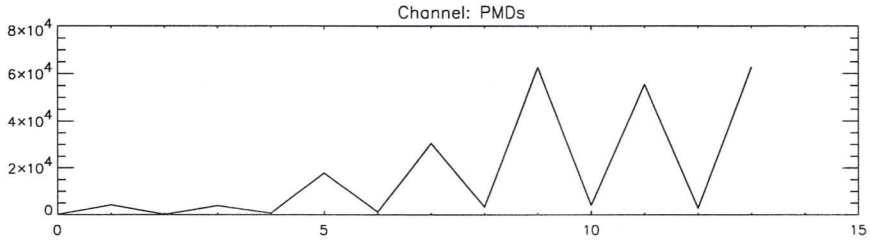
Channel: PMDs

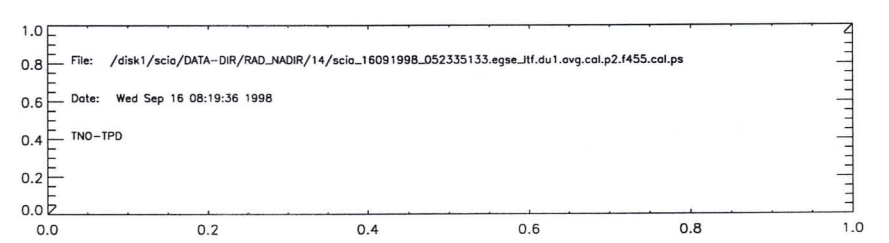
File: /disk1/scia/DATA-DIR/RAD_NADIR/14/scia_16091998_052335133.egse_ltf.du1.avg.cal.p2.f455.cal.ps
Date: Wed Sep 16 08:19:36 1998
TNO-TPD

Version: 0.1
Input files:

/disk1/scia/DATA-DIR/RAD_NADIR/14/scia_16091998_052335133.egse_ltf.du1.avg.cal
 and

/disk1/scia/DATA-DIR/RAD_NADIR/14/scia_16091998_052335133.egse_ltf.ru1.avg.cal
Action:
Radiance calibration + divided by calibrated irradiance (f455) + divded by bsd
PPG correction filename used: /disk1/scia/DATA-DIR/CORR/latest/ppg.cal
ETALON correction filename used: /disk1/scia/DATA-DIR/CORR/latest/etalon.cal
PIXEL correction filename used: /disk1/scia/DATA-DIR/CORR/latest/dead_bad.pix
WL correction filename used: /disk1/scia/DATA-DIR/CORR/latest/wl.data
STRAYLIGHT correction filename used: /disk1/scia/DATA-DIR/CORR/latest/stray.da
Processing time: Wed Sep 16 08:19:36 1998
Output file name:
/disk1/scia/DATA-DIR/RAD_NADIR/14/scia_16091998_052335133.egse_ltf.du1.avg.cal
Ambient files:
Ambient Correction file versions ac_ucp = # VERSION 0.0
ac_ucs = #VERSION 0.0
ala4lp = #VERSION ASAP
ala4ls = #VERSION ASAP
a 4lx = #VERSION 0.0
alamlp = #VERSION ASAP
alamls = #VERSION ASAP
alaplp = #VERSION ASAP
alapls = #VERSION ASAP
alaplx = #VERSION 0.0
alaslp = #VERSION ASAP
alasls = #VERSION ASAP
alaslx = #VERSION ASAP
alaulp = #VERSION 0.0
alauls = #VERSION 0.0
anapnp = #VERSION 0.0
anapnx = #VERSION 0.0
anaunp = #VERSION 0.0 ASAP data
anauns = #VERSION 0.0 ASAP data
bsdf = #Date: 15/06/98 NOTE: This is preliminary data! The final keydata must
optec_window = #VERSION 0.0
reflectance = #VERSION 0.0

Version: 0.1
Input files:

/disk1/scia/DATA-DIR/RAD_NADIR/14/scia_16091998_052335133.egse_ltf.du1.avg.cal
 and

/disk1/scia/DATA-DIR/RAD_NADIR/14/scia_16091998_052335133.egse_ltf.ru1.avg.cal
Action:
Generation of PS file
Radiance calibration + divided by calibrated irradiance (f455) + divded by bsd
PPG correction filename used: /disk1/scia/DATA-DIR/CORR/latest/ppg.cal
ETALON correction filename used: /disk1/scia/DATA-DIR/CORR/latest/etalon.cal
PIXEL correction filename used: /disk1/scia/DATA-DIR/CORR/latest/dead_bad.pix
WL correction filename used: /disk1/scia/DATA-DIR/CORR/latest/wl.data
STRAYLIGHT correction filename used: /disk1/scia/DATA-DIR/CORR/latest/stray.da
Processing time: Wed Sep 16 08:19:36 1998
Output file name:
/disk1/scia/DATA-DIR/RAD_NADIR/14/scia_16091998_052335133.egse_ltf.du1.avg.cal
Ambient files:
Ambient Correction file versions ac_ucp = # VERSION 0.0
ac_ucs = #VERSION 0.0
ala4lp = #VERSION ASAP
a 4ls = #VERSION ASAP
ala4lx = #VERSION 0.0
alamlp = #VERSION ASAP
alamls = #VERSION ASAP
alaplp = #VERSION ASAP
alapls = #VERSION ASAP
alaplx = #VERSION 0.0
alaslp = #VERSION ASAP
alasls = #VERSION ASAP
alaslx = #VERSION ASAP
alaulp = #VERSION 0.0
alauls = #VERSION 0.0
anapnp = #VERSION 0.0
anapnx = #VERSION 0.0
anaunp = #VERSION 0.0 ASAP data
anauns = #VERSION 0.0 ASAP data
bsdf = #Date: 15/06/98 NOTE: This is preliminary data! The final keydata must
optec_window = #VERSION 0.0
reflectance = #VERSION 0.0

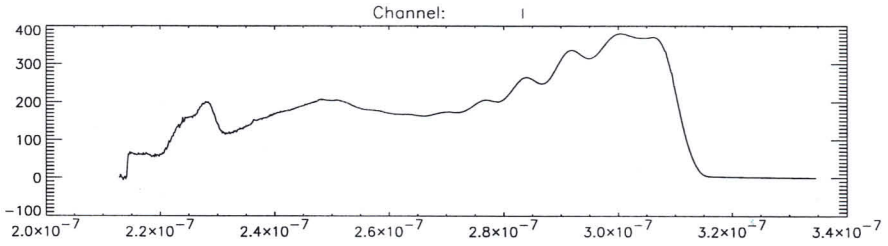
Channel: 1
400
300
200
100
0
−100
2.0×10−7
2.2×10−7
2.4×10−7
2.6×10−7
2.8×10−7
3.0×10−7
3.2×10−7
3.4×10−7

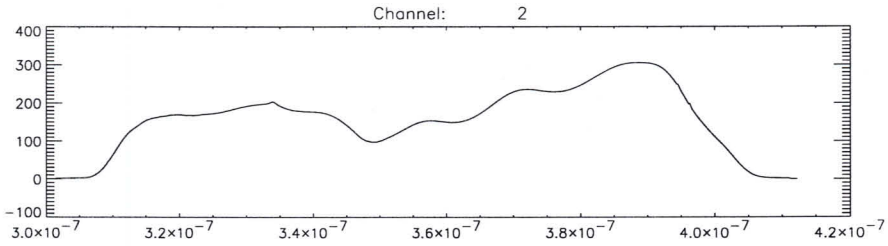
Channel: 2
400
300
200
100
0
−100
3.0×10−7
3.2×10−7
3.4×10−7
3.6×10−7
3.8×10−7
4.0×10−7
4.2×10−7

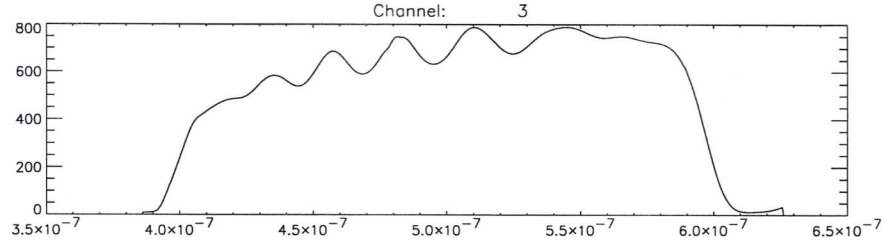
Channel: 3
800
600
400
200
0
3.5×10−7
4.0×10−7
4.5×10−7
5.0×10−7
5.5×10−7
6.0×10−7
6.5×10−7

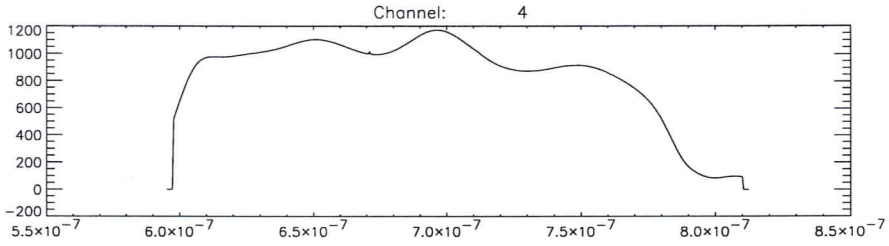
Channel: 4
1200
1000
800
600
400
200
0
−200
5.5×10−7
6.0×10−7
6.5×10−7
7.0×10−7
7.5×10−7
8.0×10−7
8.5×10−7

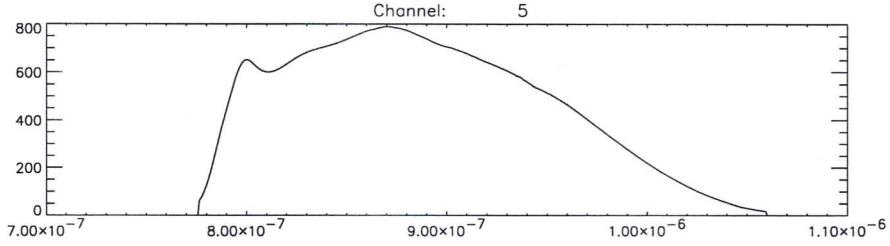
Channel: 5
800
600
400
200
0
7.00×10−7
8.00×10−7
9.00×10−7
1.00×10−6
1.10×10−6

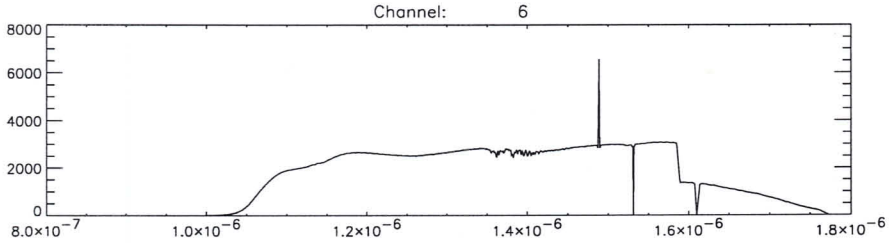
Channel: 6
8000
6000
4000
2000
0
8.0×10−7
1.0×10−6
1.2×10−6
1.4×10−6
1.6×10−6
1.8×10−6

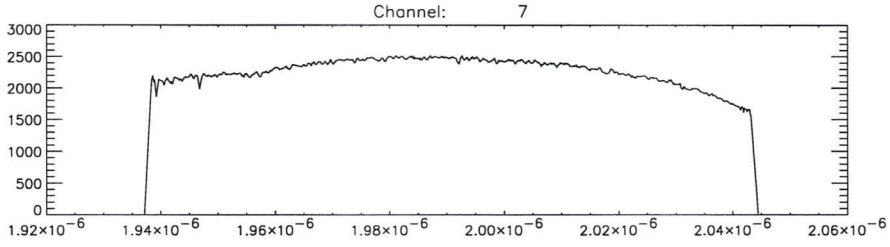
Channel: 7
3000
2500
2000
1500
1000
500
0
1.92×10−6
1.94×10−6
1.96×10−6
1.98×10−6
2.00×10−6
2.02×10−6
2.04×10−6
2.06×10−6

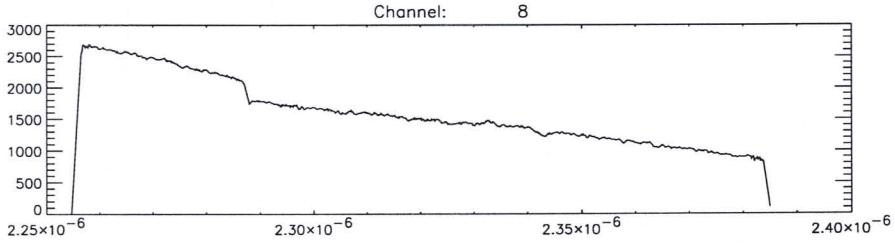
Channel: 8
3000
2500
2000
1500
1000
500
0
2.25×10−6
2.30×10−6
2.35×10−6
2.40×10−6

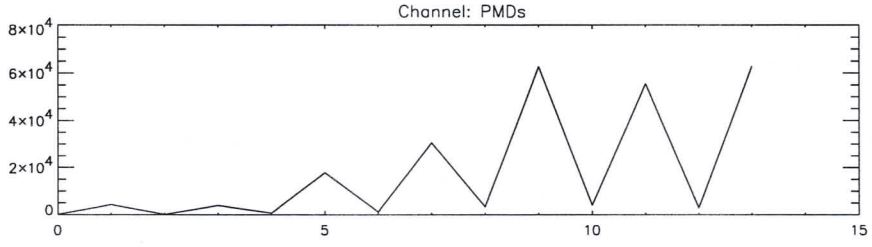
Channel: PMDs
8×10^4
6×10^4
4×10^4
2×10^4
0
0
5
10
15

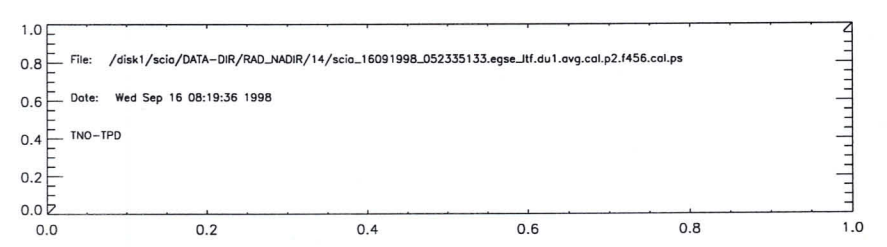
1.0
0.8
0.6
0.4
0.2
0.0
File: /disk1/scia/DATA-DIR/RAD_NADIR/14/scia_16091998_052335133.egse_ltf.du1.avg.cal.p2.f456.cal.ps
Date: Wed Sep 16 08:19:36 1998
TNO-TPD
0.0
0.2
0.4
0.6
0.8
1.0

Version: 0.1
Input files:

/disk1/scia/DATA-DIR/RAD_NADIR/14/scia_16091998_052335133.egse_ltf.du1.avg.cal
 and

/disk1/scia/DATA-DIR/RAD_NADIR/14/scia_16091998_052335133.egse_ltf.ru1.avg.cal
Action:
Radiance calibration + divided by calibrated irradiance (f456)+ divded by bsdf
PPG correction filename used: /disk1/scia/DATA-DIR/CORR/latest/ppg.cal
ETALON correction filename used: /disk1/scia/DATA-DIR/CORR/latest/etalon.cal
PIXEL correction filename used: /disk1/scia/DATA-DIR/CORR/latest/dead_bad.pix
WL correction filename used: /disk1/scia/DATA-DIR/CORR/latest/wl.data
STRAYLIGHT correction filename used: /disk1/scia/DATA-DIR/CORR/latest/stray.da
Processing time: Wed Sep 16 08:19:36 1998
Output file name:
/disk1/scia/DATA-DIR/RAD_NADIR/14/scia_16091998_052335133.egse_ltf.du1.avg.cal
Ambient files:
Ambient Correction file versions ac_ucp = # VERSION 0.0
ac_ucs = #VERSION 0.0
ala4lp = #VERSION ASAP
ala4ls = #VERSION ASAP
a 4lx = #VERSION 0.0
alamlp = #VERSION ASAP
alamls = #VERSION ASAP
alaplp = #VERSION ASAP
alapls = #VERSION ASAP
alaplx = #VERSION 0.0
alaslp = #VERSION ASAP
alasls = #VERSION ASAP
alaslx = #VERSION ASAP
alaulp = #VERSION 0.0
alauls = #VERSION 0.0
anapnp = #VERSION 0.0
anapnx = #VERSION 0.0
anaunp = #VERSION 0.0 ASAP data
anauns = #VERSION 0.0 ASAP data
bsdf = #Date: 15/06/98 NOTE: This is preliminary data! The final keydata must
optec_window = #VERSION 0.0
reflectance = #VERSION 0.0

Version: 0.1
Input files:

/disk1/scia/DATA-DIR/RAD_NADIR/14/scia_16091998_052335133.egse_ltf.du1.avg.cal
 and

/disk1/scia/DATA-DIR/RAD_NADIR/14/scia_16091998_052335133.egse_ltf.ru1.avg.cal
Action:
Generation of PS file
Radiance calibration + divided by calibrated irradiance (f456)+ divded by bsdf
PPG correction filename used: /disk1/scia/DATA-DIR/CORR/latest/ppg.cal
ETALON correction filename used: /disk1/scia/DATA-DIR/CORR/latest/etalon.cal
PIXEL correction filename used: /disk1/scia/DATA-DIR/CORR/latest/dead_bad.pix
WL correction filename used: /disk1/scia/DATA-DIR/CORR/latest/wl.data
STRAYLIGHT correction filename used: /disk1/scia/DATA-DIR/CORR/latest/stray.da
Processing time: Wed Sep 16 08:19:37 1998
Output file name:
/disk1/scia/DATA-DIR/RAD_NADIR/14/scia_16091998_052335133.egse_ltf.du1.avg.cal
Ambient files:
Ambient Correction file versions ac_ucp = # VERSION 0.0
ac_ucs = #VERSION 0.0
ala4lp = #VERSION ASAP
a 4ls = #VERSION ASAP
ala4lx = #VERSION 0.0
alamlp = #VERSION ASAP
alamls = #VERSION ASAP
alaplp = #VERSION ASAP
alapls = #VERSION ASAP
alaplx = #VERSION 0.0
alaslp = #VERSION ASAP
alasls = #VERSION ASAP
alaslx = #VERSION ASAP
alaulp = #VERSION 0.0
alauls = #VERSION 0.0
anapnp = #VERSION 0.0
anapnx = #VERSION 0.0
anaunp = #VERSION 0.0 ASAP data
anauns = #VERSION 0.0 ASAP data
bsdf = #Date: 15/06/98 NOTE: This is preliminary data! The final keydata must
optec_window = #VERSION 0.0
reflectance = #VERSION 0.0

Formal Run of Measurement

(Measurement ID) GEN_NOF_NADIR

Request for Actual Status		(cross out entries that are **not** requested.)
Request for Modification		(fill in only entries to be modified)
Request for Run	X	(no entries = run based on actual default settings)

Scanner Positions

Azimuth	+45.000	deg
Elevation	-45.000	deg

Timeline for each Data Acquisition Period during Measurement

	1	2	3	4	5	6	7	8	9	10
State ID	36									
Repetitions	10									

State Parameters for States used in Timeline (State ID must be given)

Channel	PET [s] or H#	Co-Adding	PET [s] or H#	Co-Adding	PET [s] or H#	Co-Adding	PET [s] or H#	Co-Adding
1a	64	1						
1b	64	1						
2b	8	8						
2a	8	8						
3	1	64						
4	0.5	64						
5	95	64						
6	0.125	64						
7	0.5	64						
8	1	64						
State ID								

General Radiance NADIR with ND in at min. distance.

Stimuli Settings for Existing Blocks in Measurement

Block No	Stimuli Setup ID	PPC [deg]	Polarizer [deg]	Shutter open/close	Acquisition Time [s]	Lambda [nm] Start	Stop	Step	Repetition Factor	Message	OS Setup Time [s]
1										RAI	
2										DAI	

Measurement Data Description

Test Purpose	UID 35
Remark	ND in at minimal dist.
Data Directory	0259.08.40.16_Gen_NOF

Signatures

	Date	Signature
Issued	16.9	
< Performed	16-9	

STEP	ACTION	RESULT	MARKER
Intro	Your name:	M. Kalt	
	Date:	16-9	
	What's the name of the (main) data input files generated by the EGSE? (*.dat)	scia_16og1gg8.064327015.dat	(A)
	Setup a three-window configuration on your SUN.		see course descr.
Cnstr directory	cd ~/DATA-DIR/RAD-NADIR ; ls -l		Note: In window DATA-DIR
	highest number in directory?	14	(B)
	New directory: mkdir <B+1> ls -l What's now the highest number in directory?	15	(C)
	<C> should be <B> + 1	Y / N	
	directory name is:	~/DATA-DIR/RAD-NADIR/<C>	(DIR-NAME)
Copy data	See Analysis sheet: Transfer Data File	(Y) / N	In DATA-DIR window
Cnstr EGSE_LTF	cal_raw2ltf . (Error messages are not necessarily fatal; check with SOLAN --in solan window-- whether output file is okay: there should be a signal present, and dremark1 labels should be filled)	S	Note: In window DATA-DIR; ***don't forget the dot !!!;*** *May take more than 15 mins.*
	ls -l *.egse_ltf What's the name of the egse_ltf file	scia_16og1gg8_064327015.egse_ltf	(D)
	<D> should be <A>.egse_ltf	(Y) / N	
Cnstr CAL files	idl run_averscia (and select file <D> when asked)	S	Note: In window IDL
Check CAL files	Dark files: ls -l *du*.avg.cal		In DATA-DIR window
	size:	145gg8	should be approx 150Kb

`ls -l *ru*.avg.cal`

size: 145998 — should be approx 150Kb

Note: all files should be present, if not:
(a) Check file <D> using SOLAN and check whether DU, and IU labels are present in dremark1 labels
(b) Check if enough disk space is available (Unix command `df -k | more`).

Print postscript

Print postscript files:
`lpr -P<printer> *.ps`
Contents dark file `*du*.avg.cal.ps` should be approx. constant within channels: (Y) / N
Contents light file `*ru*.avg.cal.ps` should resemble white light source: (Y) / N

Contents of `*rel_std*.ps` files should be smaller than 0.01 (pixel 300 -- 800) for all channels. (Y) / N

If not, value is: _____

Add postscript images to logbook, done (Y) / N

Print logfiles `lpr -P<printer> *.log`
Add logfiles to logbook, done (Y) / N

Radiance processing

Run radiance `idl do_radiance` — In IDL window

Check radiance `ls -l * | more` — In DATA-DIR window

Size of file `<D>.du*.avg.cal.pl.cal` 145998 — should be approx 150Kb

Size of file
<D>.du* ~~avg.cal.p?.ca~~ 145998

<D>.du*.avg.cal.p2.f455.cal
and
<D>.du*.avg.cal.p2.f456.cal

Check radiance visually

```
lpr -P<printer>
~~*.p[12].cal~~.ps
```

← *.p[12].f45*.cal.ps

Value of P1 and P2 file resemble white light source? (Y) / N

Add postscript images to logbook, done (Y) / N

Print logfiles

```
lpr -P<printer> *.p[12].f45*.cal.log
```

Add logfiles to logbook, done (Y) / N

Back up

Create 3 sets of backup CDs of directory <DIR-NAME> (One CD has a capacity of 600 Mbytes, the UNIX command `/usr/bin/du -k .` gives the number of kilo bytes in the current directory).

See analysis sheet BackUp

Name of backup CDs 16ggdB

Sign:

Name M.Kalt

Date and time 16-9

Signature MKalt

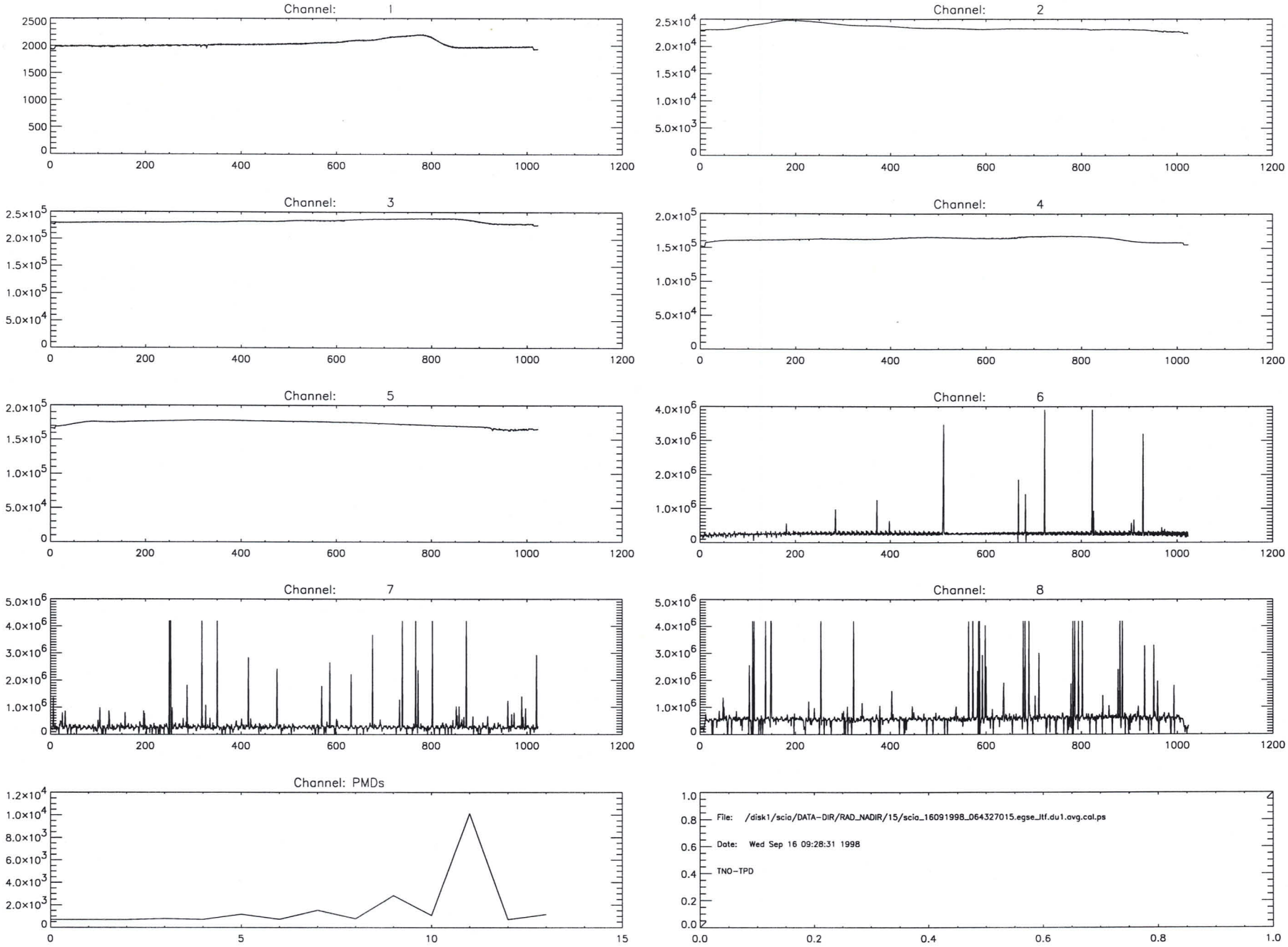
Channel: 1
Channel: 2
Channel: 3
Channel: 4
Channel: 5
Channel: 6
Channel: 7
Channel: 8
Channel: PMDs
File: /disk1/scia/DATA-DIR/RAD_NADIR/15/scia_16091998_064327015.egse_ltf.du1.ovg.cal.ps
Date: Wed Sep 16 09:28:31 1998
TNO-TPD

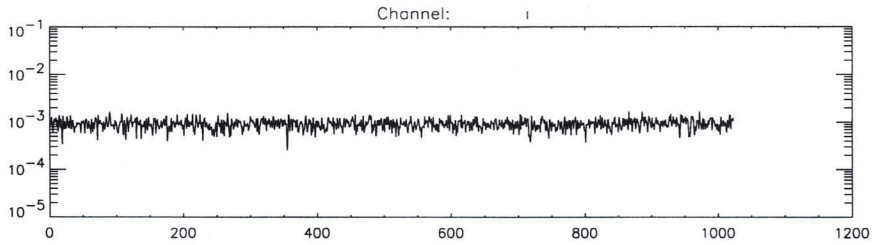
Channel:
10^{-1}
10^{-2}
10^{-3}
10^{-4}
10^{-5}
0
200
400
600
800
1000
1200

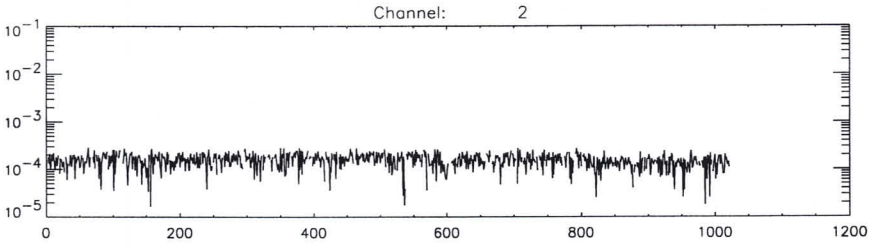
Channel: 2
10^{-1}
10^{-2}
10^{-3}
10^{-4}
10^{-5}
0
200
400
600
800
1000
1200

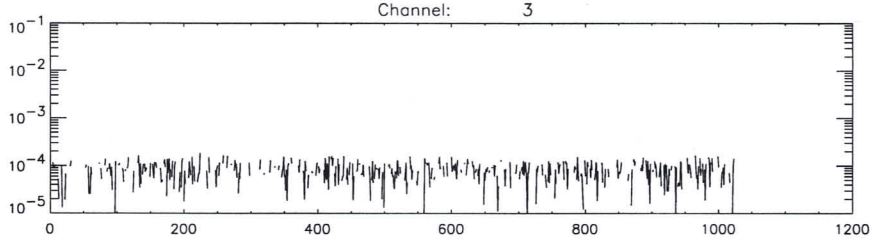
Channel: 3
10^{-1}
10^{-2}
10^{-3}
10^{-4}
10^{-5}
0
200
400
600
800
1000
1200

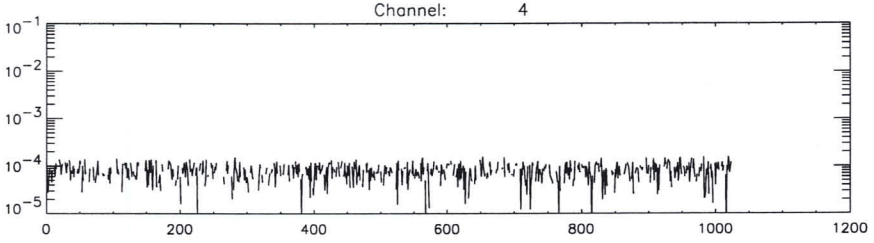
Channel: 4
10^{-1}
10^{-2}
10^{-3}
10^{-4}
10^{-5}
0
200
400
600
800
1000
1200

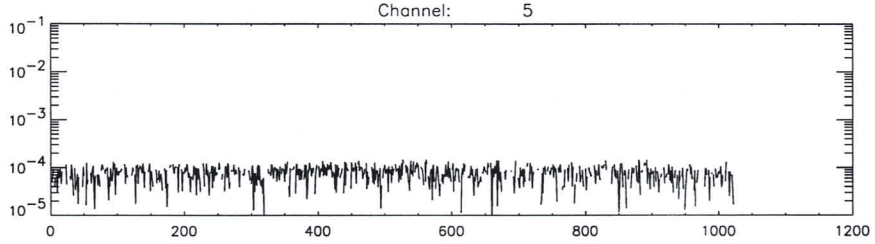
Channel: 5
10^{-1}
10^{-2}
10^{-3}
10^{-4}
10^{-5}
0
200
400
600
800
1000
1200

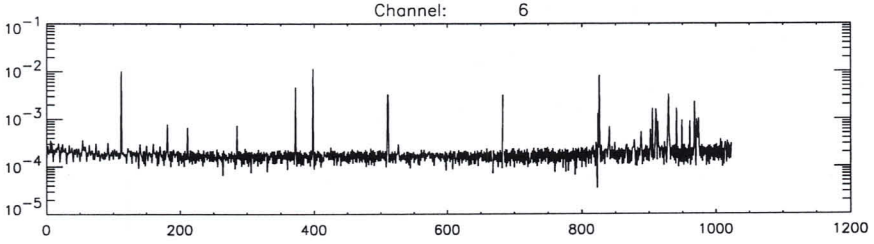
Channel: 6
10^{-1}
10^{-2}
10^{-3}
10^{-4}
10^{-5}
0
200
400
600
800
1000
1200

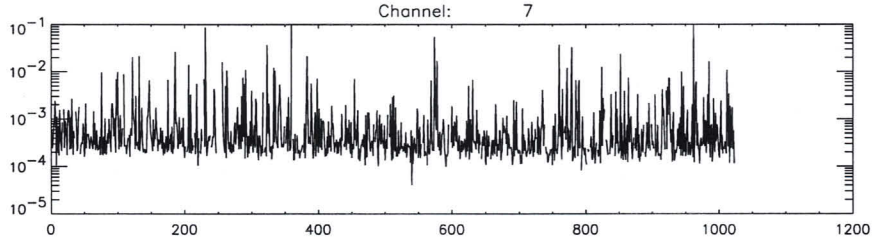
Channel: 7
10^{-1}
10^{-2}
10^{-3}
10^{-4}
10^{-5}
0
200
400
600
800
1000
1200

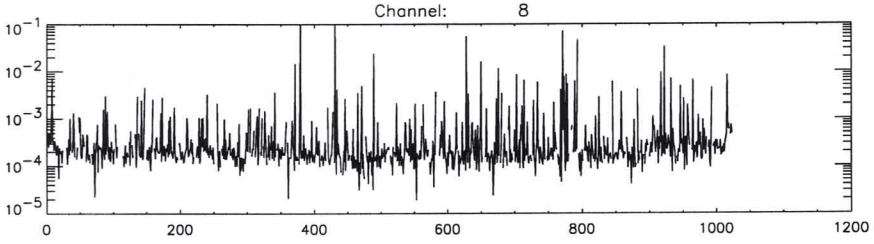
Channel: 8
10^{-1}
10^{-2}
10^{-3}
10^{-4}
10^{-5}
0
200
400
600
800
1000
1200

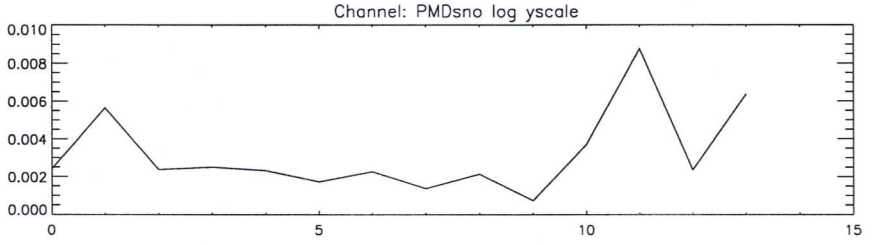
Channel: PMDsno log yscale
0.010
0.008
0.006
0.004
0.002
0.000
0
5
10
15

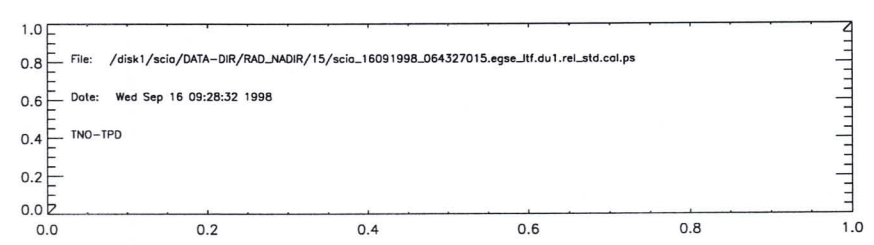
File: /disk1/scia/DATA-DIR/RAD_NADIR/15/scia_16091998_064327015.egse_ltf.du1.rel_std.cal.ps
Date: Wed Sep 16 09:28:32 1998
TNO-TPD
1.0
0.8
0.6
0.4
0.2
0.0
0.0
0.2
0.4
0.6
0.8
1.0

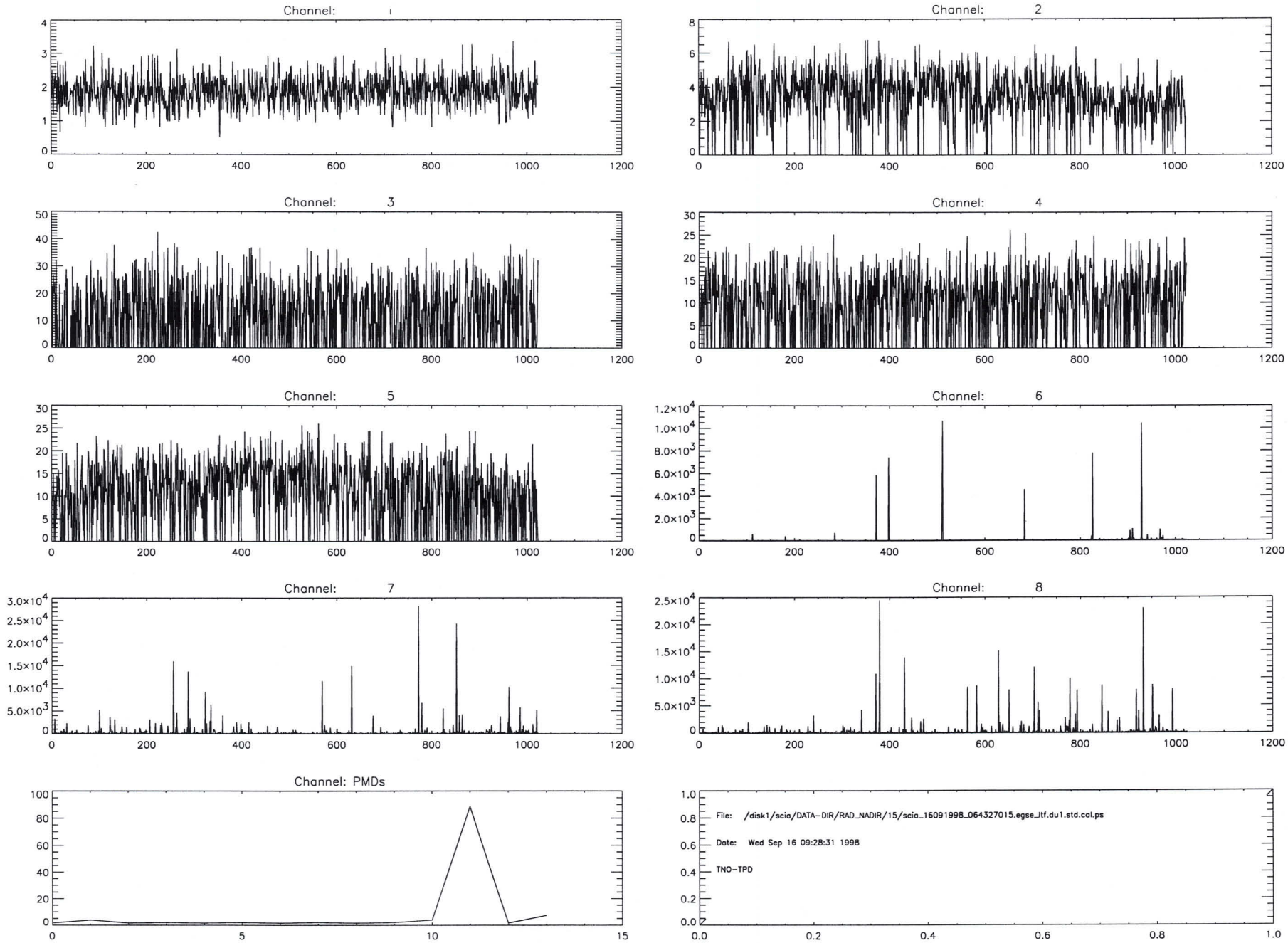
Channel:
Channel: 2
Channel: 3
Channel: 4
Channel: 5
Channel: 6
Channel: 7
Channel: 8
Channel: PMDs
File: /disk1/scia/DATA-DIR/RAD_NADIR/15/scia_16091998_064327015.egse_ltf.du1.std.cal.ps
Date: Wed Sep 16 09:28:31 1998
TNO-TPD

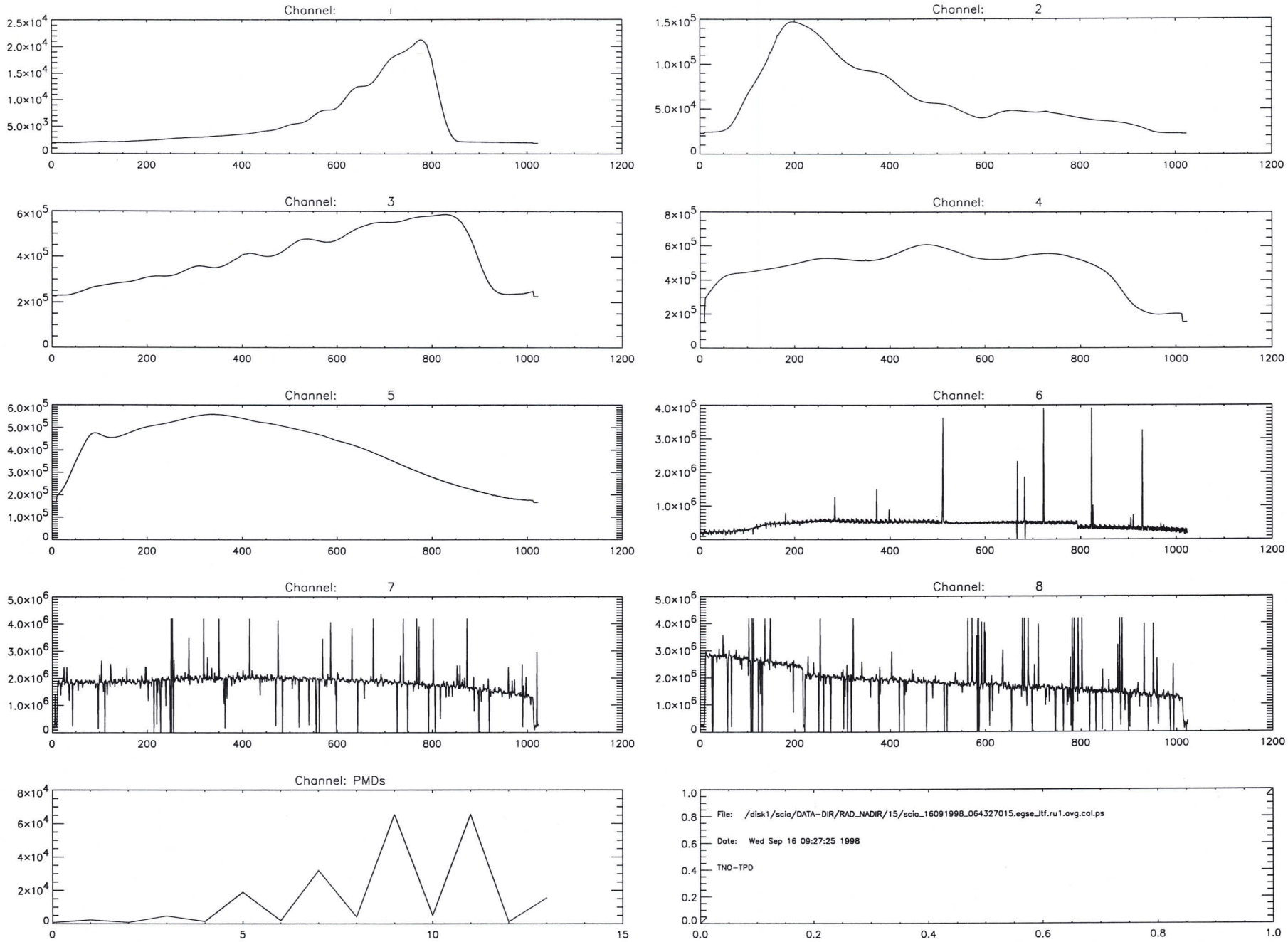
Channel: 1
Channel: 2
Channel: 3
Channel: 4
Channel: 5
Channel: 6
Channel: 7
Channel: 8
Channel: PMDs
File: /disk1/scia/DATA-DIR/RAD_NADIR/15/scia_16091998_064327015.egse_ltf.ru1.avg.cal.ps
Date: Wed Sep 16 09:27:25 1998
TNO-TPD

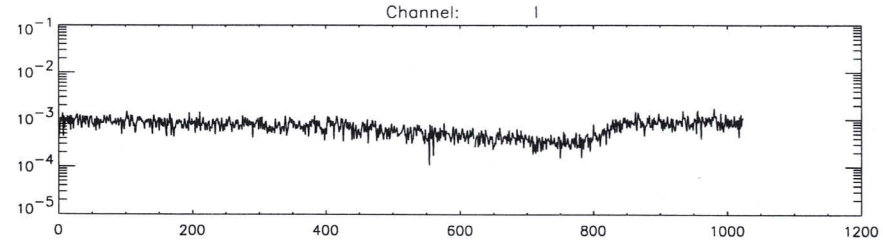
Channel: 1

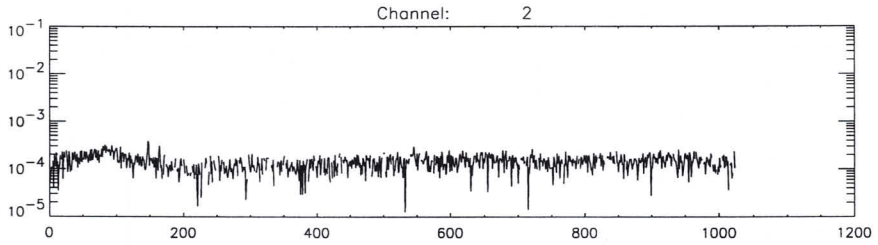
Channel: 2

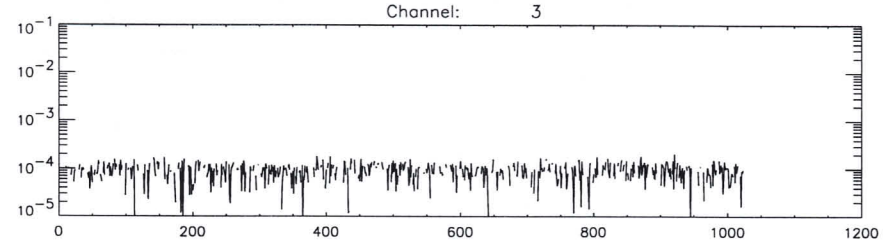
Channel: 3

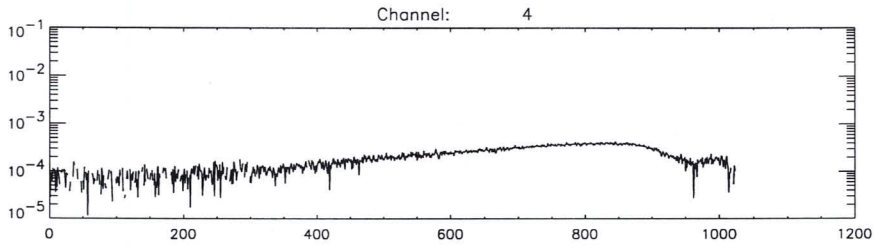
Channel: 4

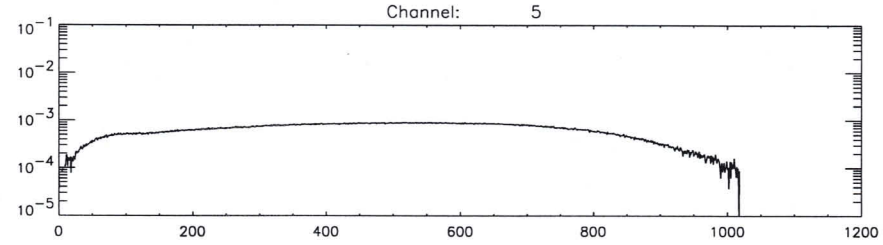
Channel: 5

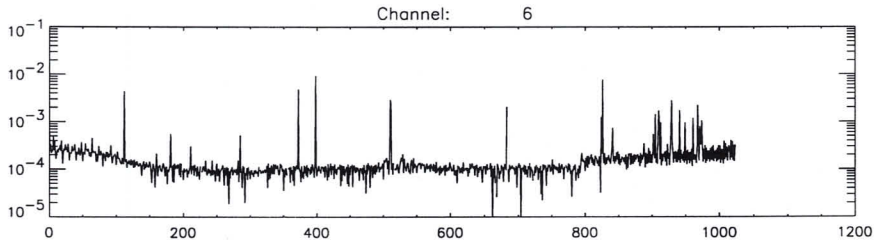
Channel: 6

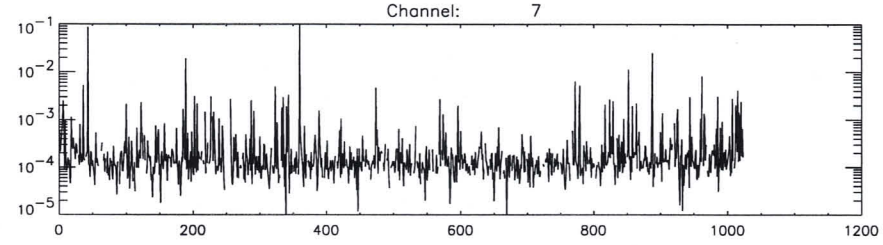
Channel: 7

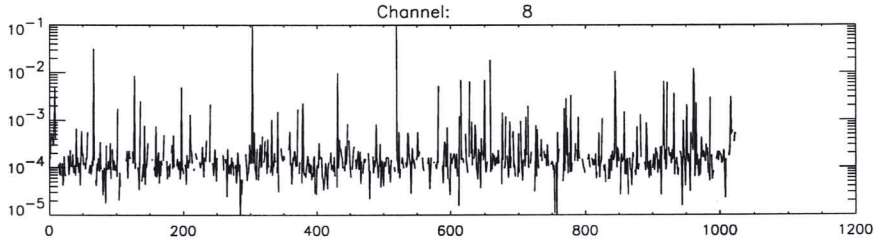
Channel: 8

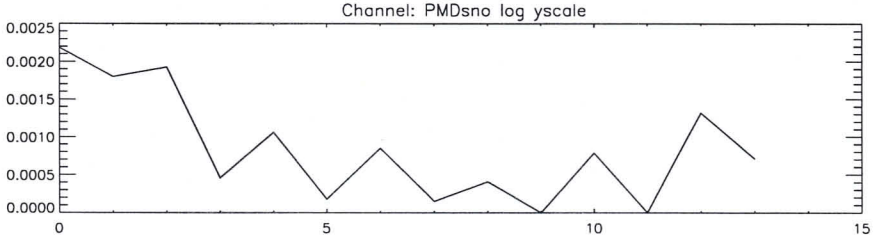
Channel: PMDsno log yscale

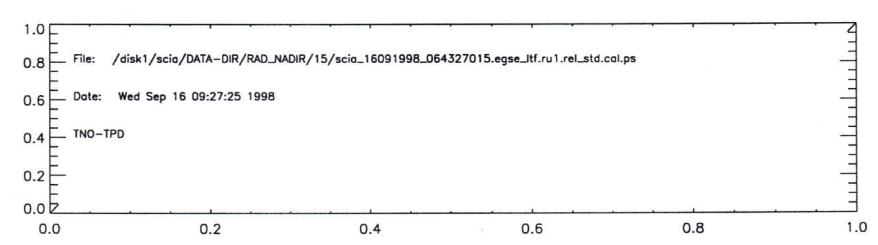
File: /disk1/scia/DATA-DIR/RAD_NADIR/15/scia_16091998_064327015.egse_ltf.ru1.rel_std.cal.ps
Date: Wed Sep 16 09:27:25 1998
TNO-TPD

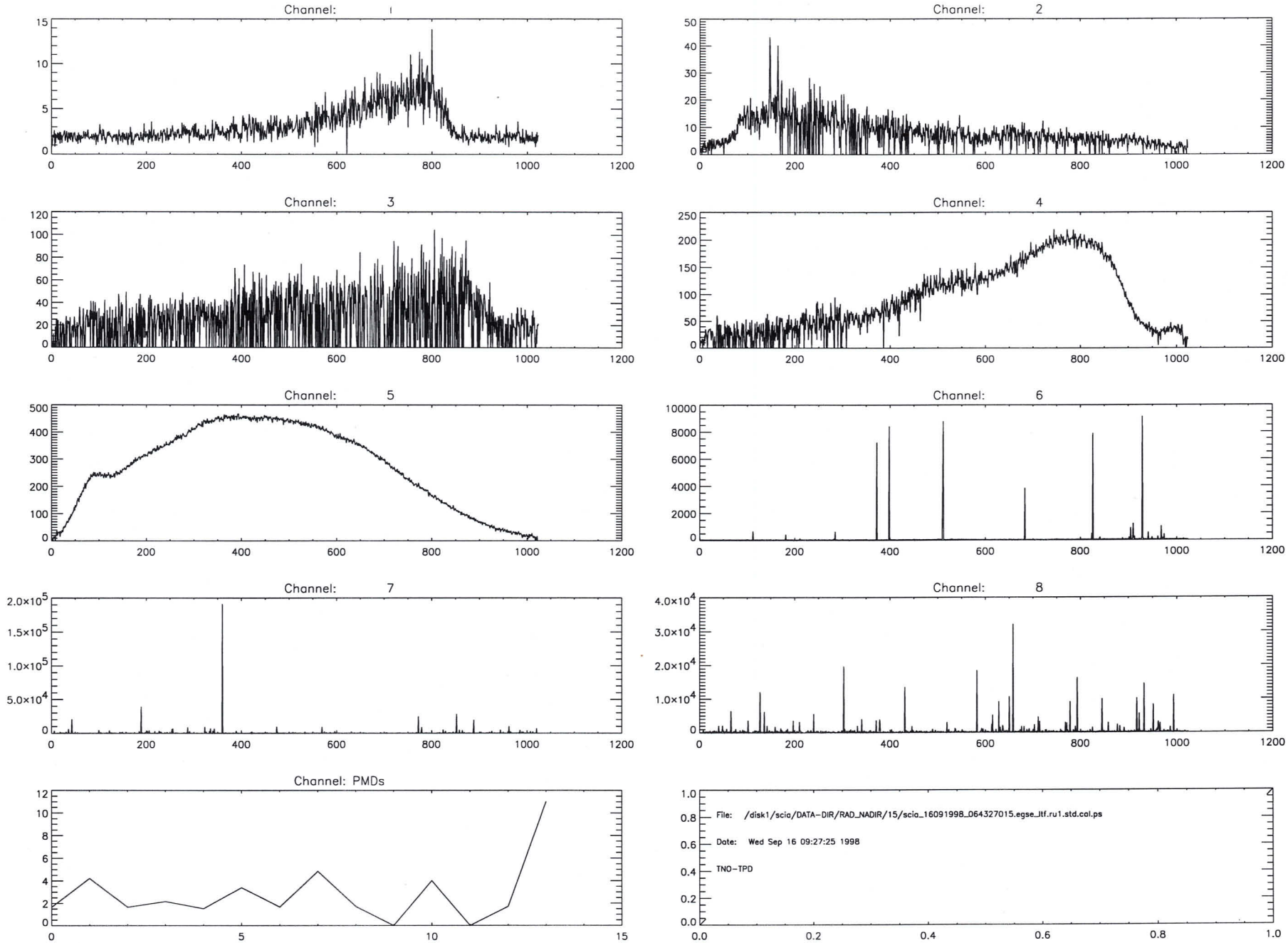
Channel: 1
Channel: 2
Channel: 3
Channel: 4
Channel: 5
Channel: 6
Channel: 7
Channel: 8
Channel: PMDs
File: /disk1/scia/DATA-DIR/RAD_NADIR/15/scia_16091998_064327015.egse_itf.ru1.std.cal.ps
Date: Wed Sep 16 09:27:25 1998
TNO-TPD

```
time       = Wed Sep 16 09:28:32 1998
batch      = du1
Start TOD = Wed 16-Sep-98 06:56:44
End   TOD = Wed 16-Sep-98 07:08:43
Processing= computation of average, standard dev. and rel.standard dev.
```

```
time       = Wed Sep 16 09:27:25 1998
batch      = ru1
Start TOD = Wed 16-Sep-98 06:43:30
End   TOD = Wed 16-Sep-98 06:56:44
Processing= computation of average, standard dev. and rel.standard dev.
```

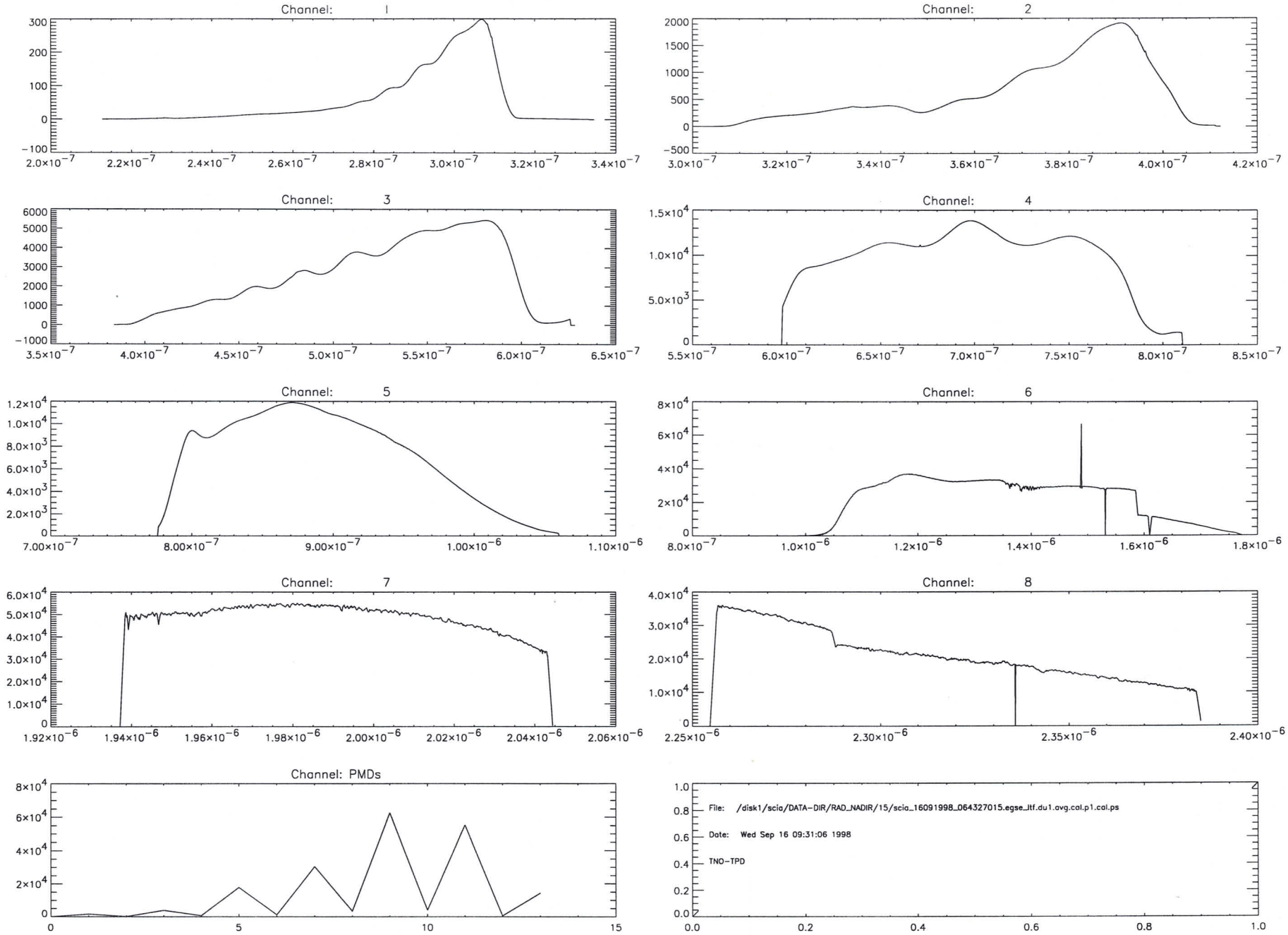
Channel: 1
Channel: 2
Channel: 3
Channel: 4
Channel: 5
Channel: 6
Channel: 7
Channel: 8
Channel: PMDs
File: /disk1/scia/DATA-DIR/RAD_NADIR/15/scia_16091998_064327015.egse_itf.du1.avg.cal.p1.cal.ps
Date: Wed Sep 16 09:31:06 1998
TNO-TPD

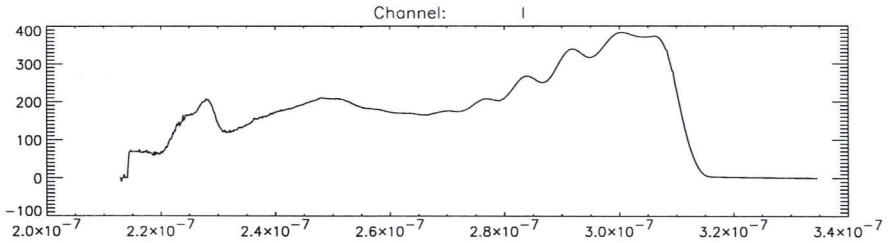
Channel: 1
400
300
200
100
0
−100
2.0×10−7
2.2×10−7
2.4×10−7
2.6×10−7
2.8×10−7
3.0×10−7
3.2×10−7
3.4×10−7

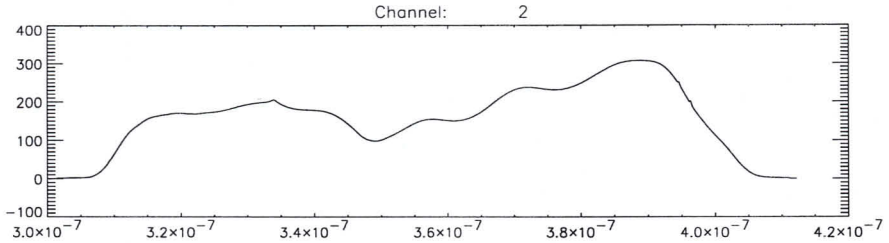
Channel: 2
400
300
200
100
0
−100
3.0×10−7
3.2×10−7
3.4×10−7
3.6×10−7
3.8×10−7
4.0×10−7
4.2×10−7

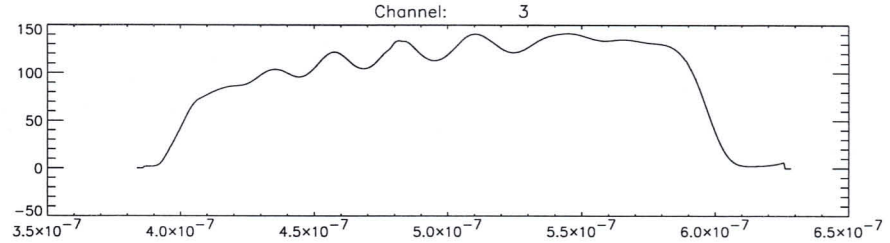
Channel: 3
150
100
50
0
−50
3.5×10−7
4.0×10−7
4.5×10−7
5.0×10−7
5.5×10−7
6.0×10−7
6.5×10−7

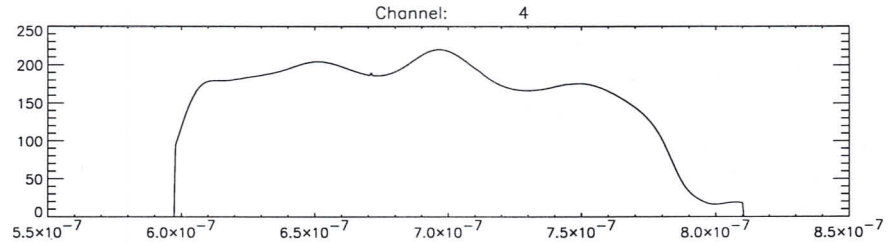
Channel: 4
250
200
150
100
50
0
5.5×10−7
6.0×10−7
6.5×10−7
7.0×10−7
7.5×10−7
8.0×10−7
8.5×10−7

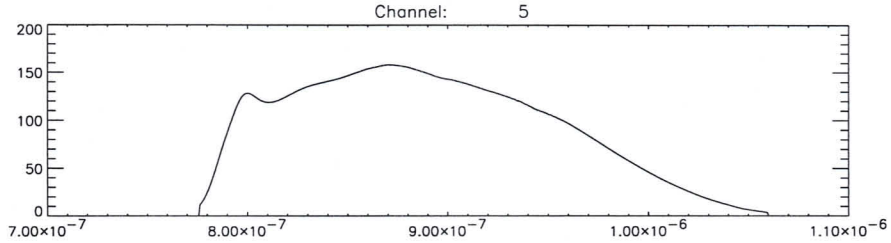
Channel: 5
200
150
100
50
0
7.00×10−7
8.00×10−7
9.00×10−7
1.00×10−6
1.10×10−6

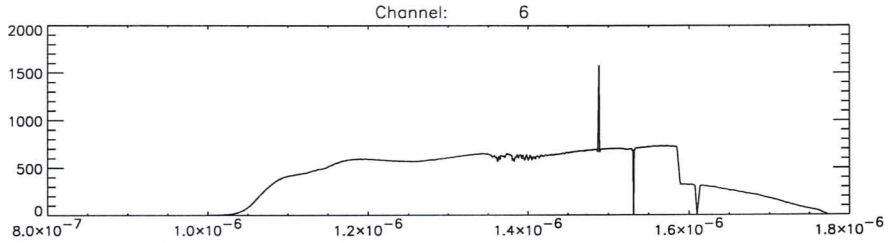
Channel: 6
2000
1500
1000
500
0
8.0×10−7
1.0×10−6
1.2×10−6
1.4×10−6
1.6×10−6
1.8×10−6

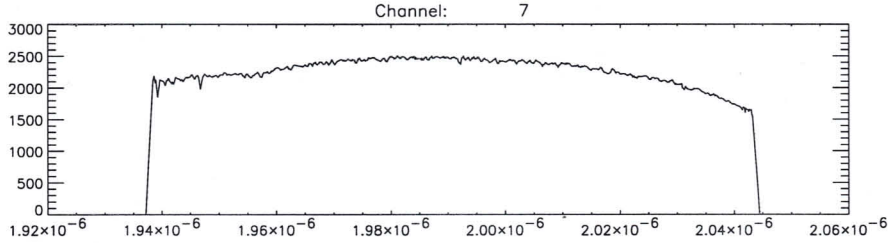
Channel: 7
3000
2500
2000
1500
1000
500
0
1.92×10−6
1.94×10−6
1.96×10−6
1.98×10−6
2.00×10−6
2.02×10−6
2.04×10−6
2.06×10−6

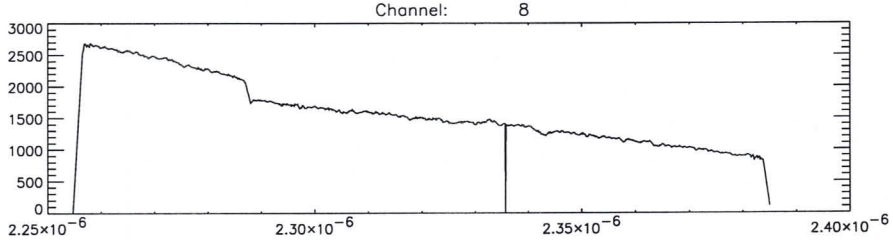
Channel: 8
3000
2500
2000
1500
1000
500
0
2.25×10−6
2.30×10−6
2.35×10−6
2.40×10−6

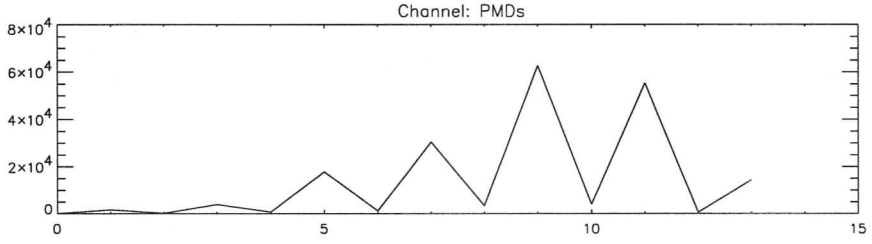
Channel: PMDs
8×10^4
6×10^4
4×10^4
2×10^4
0
0
5
10
15

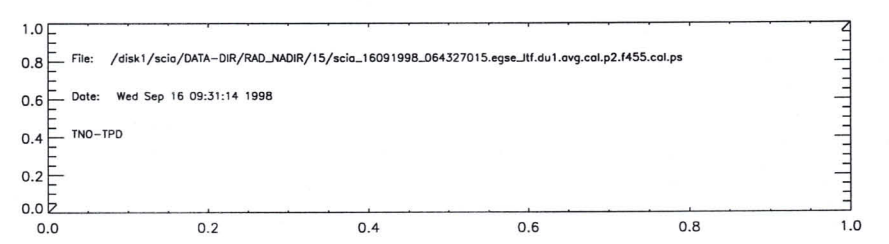
1.0
0.8
0.6
0.4
0.2
0.0
File: /disk1/scia/DATA-DIR/RAD_NADIR/15/scia_16091998_064327015.egse_ltf.du1.avg.cal.p2.f455.col.ps
Date: Wed Sep 16 09:31:14 1998
TNO-TPD
0.0
0.2
0.4
0.6
0.8
1.0

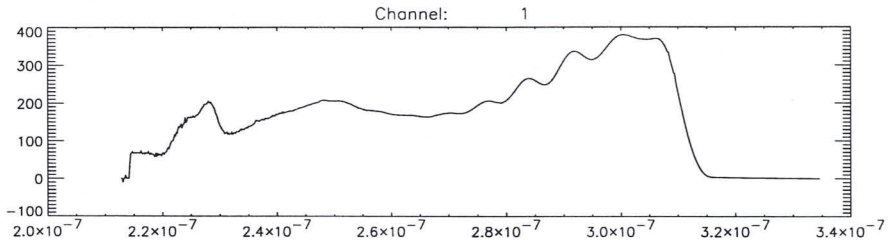
Channel: 1

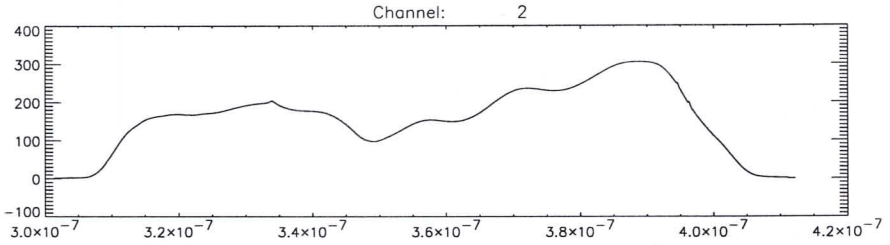
Channel: 2

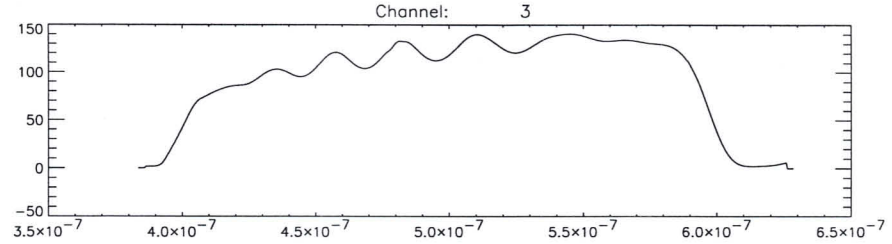
Channel: 3

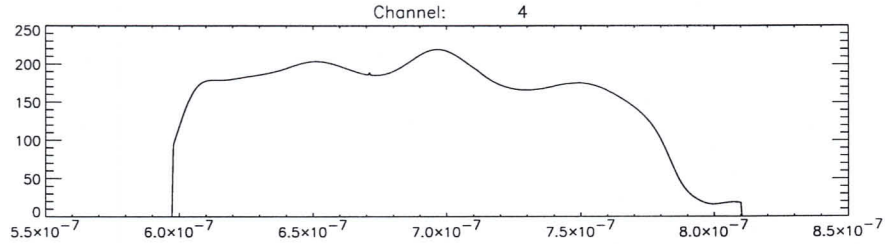
Channel: 4

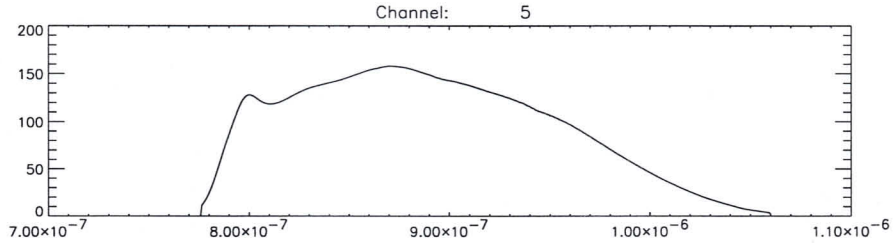
Channel: 5

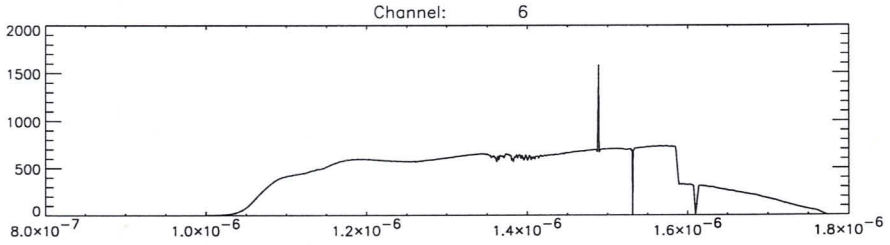
Channel: 6

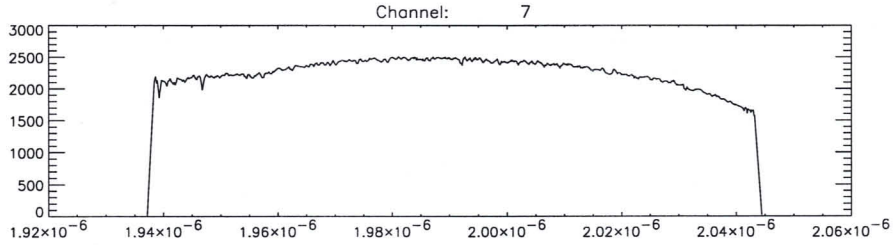
Channel: 7

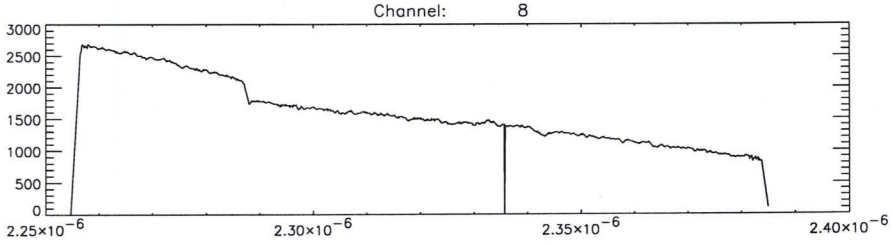
Channel: 8

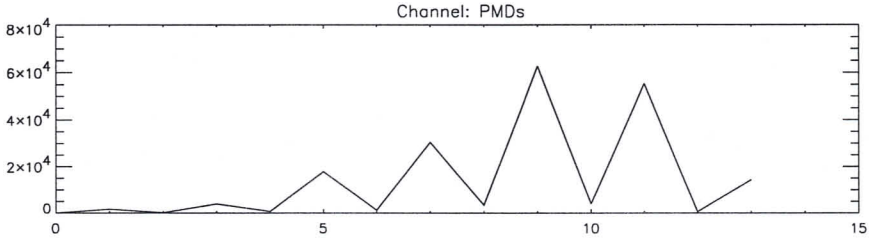
Channel: PMDs

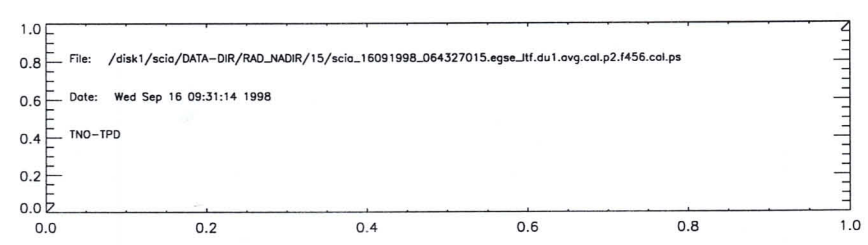
File: /disk1/scia/DATA-DIR/RAD_NADIR/15/scia_16091998_064327015.egse_ltf.du1.avg.cal.p2.f456.cal.ps
Date: Wed Sep 16 09:31:14 1998
TNO-TPD

Version: 0.1
Input files:

/disk1/scia/DATA-DIR/RAD_NADIR/15/scia_16091998_064327015.egse_ltf.du1.avg.cal
 and

/disk1/scia/DATA-DIR/RAD_NADIR/15/scia_16091998_064327015.egse_ltf.ru1.avg.cal
Action:
Radiance calibration: No correction bsdf, transmission and e_cal
PPG correction filename used: /disk1/scia/DATA-DIR/CORR/latest/ppg.cal
ETALON correction filename used: /disk1/scia/DATA-DIR/CORR/latest/etalon.cal
PIXEL correction filename used: /disk1/scia/DATA-DIR/CORR/latest/dead_bad.pix
WL correction filename used: /disk1/scia/DATA-DIR/CORR/latest/wl.data
STRAYLIGHT correction filename used: /disk1/scia/DATA-DIR/CORR/latest/stray.da
Processing time: Wed Sep 16 09:31:06 1998
Output file name:
/disk1/scia/DATA-DIR/RAD_NADIR/15/scia_16091998_064327015.egse_ltf.du1.avg.cal
Ambient files:
Ambient Correction file versions ac_ucp = # VERSION 0.0
ac_ucs = #VERSION 0.0
ala4lp = #VERSION ASAP
ala4ls = #VERSION ASAP
[illegible]4lx = #VERSION 0.0
alamlp = #VERSION ASAP
alamls = #VERSION ASAP
alaplp = #VERSION ASAP
alapls = #VERSION ASAP
alaplx = #VERSION 0.0
alaslp = #VERSION ASAP
alasls = #VERSION ASAP
alaslx = #VERSION ASAP
alaulp = #VERSION 0.0
alauls = #VERSION 0.0
anapnp = #VERSION 0.0
anapnx = #VERSION 0.0
anaunp = #VERSION 0.0 ASAP data
anauns = #VERSION 0.0 ASAP data
bsdf = #Date: 15/06/98 NOTE: This is preliminary data! The final keydata must
optec_window = #VERSION 0.0
reflectance = #VERSION 0.0

Version: 0.1
Input files:

/disk1/scia/DATA-DIR/RAD_NADIR/15/scia_16091998_064327015.egse_ltf.du1.avg.cal
 and

/disk1/scia/DATA-DIR/RAD_NADIR/15/scia_16091998_064327015.egse_ltf.ru1.avg.cal
Action:
Generation of PS file
Radiance calibration: No correction bsdf, transmission and e_cal
PPG correction filename used: /disk1/scia/DATA-DIR/CORR/latest/ppg.cal
ETALON correction filename used: /disk1/scia/DATA-DIR/CORR/latest/etalon.cal
PIXEL correction filename used: /disk1/scia/DATA-DIR/CORR/latest/dead_bad.pix
WL correction filename used: /disk1/scia/DATA-DIR/CORR/latest/wl.data
STRAYLIGHT correction filename used: /disk1/scia/DATA-DIR/CORR/latest/stray.da
Processing time: Wed Sep 16 09:31:06 1998
Output file name:
/disk1/scia/DATA-DIR/RAD_NADIR/15/scia_16091998_064327015.egse_ltf.du1.avg.cal
Ambient files:
Ambient Correction file versions ac_ucp = # VERSION 0.0
ac_ucs = #VERSION 0.0
ala4lp = #VERSION ASAP
  a4ls = #VERSION ASAP
ala4lx = #VERSION 0.0
alamlp = #VERSION ASAP
alamls = #VERSION ASAP
alaplp = #VERSION ASAP
alapls = #VERSION ASAP
alaplx = #VERSION 0.0
alaslp = #VERSION ASAP
alasls = #VERSION ASAP
alaslx = #VERSION ASAP
alaulp = #VERSION 0.0
alauls = #VERSION 0.0
anapnp = #VERSION 0.0
anapnx = #VERSION 0.0
anaunp = #VERSION 0.0 ASAP data
anauns = #VERSION 0.0 ASAP data
bsdf = #Date: 15/06/98 NOTE: This is preliminary data! The final keydata must
optec_window = #VERSION 0.0
reflectance = #VERSION 0.0

Version: 0.1
Input files:

/disk1/scia/DATA-DIR/RAD_NADIR/15/scia_16091998_064327015.egse_ltf.du1.avg.cal
 and

/disk1/scia/DATA-DIR/RAD_NADIR/15/scia_16091998_064327015.egse_ltf.ru1.avg.cal
Action:
Radiance calibration + divided by calibrated irradiance (f455) + divded by bsd
PPG correction filename used: /disk1/scia/DATA-DIR/CORR/latest/ppg.cal
ETALON correction filename used: /disk1/scia/DATA-DIR/CORR/latest/etalon.cal
PIXEL correction filename used: /disk1/scia/DATA-DIR/CORR/latest/dead_bad.pix
WL correction filename used: /disk1/scia/DATA-DIR/CORR/latest/wl.data
STRAYLIGHT correction filename used: /disk1/scia/DATA-DIR/CORR/latest/stray.da
Processing time: Wed Sep 16 09:31:14 1998
Output file name:
/disk1/scia/DATA-DIR/RAD_NADIR/15/scia_16091998_064327015.egse_ltf.du1.avg.cal
Ambient files:
Ambient Correction file versions ac_ucp = # VERSION 0.0
ac_ucs = #VERSION 0.0
ala4lp = #VERSION ASAP
ala4ls = #VERSION ASAP
[illegible]4lx = #VERSION 0.0
[illegible]amlp = #VERSION ASAP
alamls = #VERSION ASAP
alaplp = #VERSION ASAP
alapls = #VERSION ASAP
alaplx = #VERSION 0.0
alaslp = #VERSION ASAP
alasls = #VERSION ASAP
alaslx = #VERSION ASAP
alaulp = #VERSION 0.0
alauls = #VERSION 0.0
anapnp = #VERSION 0.0
anapnx = #VERSION 0.0
anaunp = #VERSION 0.0 ASAP data
anauns = #VERSION 0.0 ASAP data
bsdf = #Date: 15/06/98 NOTE: This is preliminary data! The final keydata must
optec_window = #VERSION 0.0
reflectance = #VERSION 0.0

Version: 0.1
Input files:

/disk1/scia/DATA-DIR/RAD_NADIR/15/scia_16091998_064327015.egse_ltf.du1.avg.cal
 and

/disk1/scia/DATA-DIR/RAD_NADIR/15/scia_16091998_064327015.egse_ltf.ru1.avg.cal
Action:
Generation of PS file
Radiance calibration + divided by calibrated irradiance (f455) + divded by bsd
PPG correction filename used: /disk1/scia/DATA-DIR/CORR/latest/ppg.cal
ETALON correction filename used: /disk1/scia/DATA-DIR/CORR/latest/etalon.cal
PIXEL correction filename used: /disk1/scia/DATA-DIR/CORR/latest/dead_bad.pix
WL correction filename used: /disk1/scia/DATA-DIR/CORR/latest/wl.data
STRAYLIGHT correction filename used: /disk1/scia/DATA-DIR/CORR/latest/stray.da
Processing time: Wed Sep 16 09:31:14 1998
Output file name:
/disk1/scia/DATA-DIR/RAD_NADIR/15/scia_16091998_064327015.egse_ltf.du1.avg.cal
Ambient files:
Ambient Correction file versions ac_ucp = # VERSION 0.0
ac_ucs = #VERSION 0.0
ala4lp = #VERSION ASAP
[illegible]4ls = #VERSION ASAP
[illegible]4lx = #VERSION 0.0
alamlp = #VERSION ASAP
alamls = #VERSION ASAP
alaplp = #VERSION ASAP
alapls = #VERSION ASAP
alaplx = #VERSION 0.0
alaslp = #VERSION ASAP
alasls = #VERSION ASAP
alaslx = #VERSION ASAP
alaulp = #VERSION 0.0
alauls = #VERSION 0.0
anapnp = #VERSION 0.0
anapnx = #VERSION 0.0
anaunp = #VERSION 0.0 ASAP data
anauns = #VERSION 0.0 ASAP data
bsdf = #Date: 15/06/98 NOTE: This is preliminary data! The final keydata must
optec_window = #VERSION 0.0
reflectance = #VERSION 0.0

Version: 0.1
Input files:

/disk1/scia/DATA-DIR/RAD_NADIR/15/scia_16091998_064327015.egse_ltf.du1.avg.cal
 and

/disk1/scia/DATA-DIR/RAD_NADIR/15/scia_16091998_064327015.egse_ltf.ru1.avg.cal
Action:
Radiance calibration + divided by calibrated irradiance (f456)+ divded by bsdf
PPG correction filename used: /disk1/scia/DATA-DIR/CORR/latest/ppg.cal
ETALON correction filename used: /disk1/scia/DATA-DIR/CORR/latest/etalon.cal
PIXEL correction filename used: /disk1/scia/DATA-DIR/CORR/latest/dead_bad.pix
WL correction filename used: /disk1/scia/DATA-DIR/CORR/latest/wl.data
STRAYLIGHT correction filename used: /disk1/scia/DATA-DIR/CORR/latest/stray.da
Processing time: Wed Sep 16 09:31:14 1998
Output file name:
/disk1/scia/DATA-DIR/RAD_NADIR/15/scia_16091998_064327015.egse_ltf.du1.avg.cal
Ambient files:
Ambient Correction file versions ac_ucp = # VERSION 0.0
ac_ucs = #VERSION 0.0
ala4lp = #VERSION ASAP
ala4ls = #VERSION ASAP
  a4lx = #VERSION 0.0
alamlp = #VERSION ASAP
alamls = #VERSION ASAP
alaplp = #VERSION ASAP
alapls = #VERSION ASAP
alaplx = #VERSION 0.0
alaslp = #VERSION ASAP
alasls = #VERSION ASAP
alaslx = #VERSION ASAP
alaulp = #VERSION 0.0
alauls = #VERSION 0.0
anapnp = #VERSION 0.0
anapnx = #VERSION 0.0
anaunp = #VERSION 0.0 ASAP data
anauns = #VERSION 0.0 ASAP data
bsdf = #Date: 15/06/98 NOTE: This is preliminary data! The final keydata must
optec_window = #VERSION 0.0
reflectance = #VERSION 0.0

Version: 0.1
Input files:

/disk1/scia/DATA-DIR/RAD_NADIR/15/scia_16091998_064327015.egse_ltf.du1.avg.cal
 and

/disk1/scia/DATA-DIR/RAD_NADIR/15/scia_16091998_064327015.egse_ltf.ru1.avg.cal
Action:
Generation of PS file
Radiance calibration + divided by calibrated irradiance (f456)+ divded by bsdf
PPG correction filename used: /disk1/scia/DATA-DIR/CORR/latest/ppg.cal
ETALON correction filename used: /disk1/scia/DATA-DIR/CORR/latest/etalon.cal
PIXEL correction filename used: /disk1/scia/DATA-DIR/CORR/latest/dead_bad.pix
WL correction filename used: /disk1/scia/DATA-DIR/CORR/latest/wl.data
STRAYLIGHT correction filename used: /disk1/scia/DATA-DIR/CORR/latest/stray.da
Processing time: Wed Sep 16 09:31:14 1998
Output file name:
/disk1/scia/DATA-DIR/RAD_NADIR/15/scia_16091998_064327015.egse_ltf.du1.avg.cal
Ambient files:
Ambient Correction file versions ac_ucp = # VERSION 0.0
ac_ucs = #VERSION 0.0
ala4lp = #VERSION ASAP
  14ls = #VERSION ASAP
ala4lx = #VERSION 0.0
alamlp = #VERSION ASAP
alamls = #VERSION ASAP
alaplp = #VERSION ASAP
alapls = #VERSION ASAP
alaplx = #VERSION 0.0
alaslp = #VERSION ASAP
alasls = #VERSION ASAP
alaslx = #VERSION ASAP
alaulp = #VERSION 0.0
alauls = #VERSION 0.0
anapnp = #VERSION 0.0
anapnx = #VERSION 0.0
anaunp = #VERSION 0.0 ASAP data
anauns = #VERSION 0.0 ASAP data
bsdf = #Date: 15/06/98 NOTE: This is preliminary data! The final keydata must
optec_window = #VERSION 0.0
reflectance = #VERSION 0.0

STEP	ACTION	RESULT	MARKER
Intro	Your name: Date:	Gijs Doegla 16 sept	
	What's the name of the (main) data input file that you want to store in the SOC directory?	_____	(A)
	Setup a three-window configuration on your SUN.		See course descr.
Do ratio	EXPERT RATIO idl do_ratio Let <D1> be the first selected dark file name		In IDL window
	Full path name of <D1> ls -l <D1>.div.cal	scia-16091998-005113675 ~DATA-DIR/W23 110	In DATA window
	size of <D1>.div.cal		Approx. 140 kB
	lpr -P<printer> <D1>.div.cal.ps Add postscript image to logbook, Done?	Y / N	In DATA Window
Back up	Create 3 sets of backup CDs of directory ~/DATA-DIR/START-OF-CALIBRATION (One CD has a capacity of 600 Mbytes, the UNIX command /usr/bin/du -k . gives the number of kilo bytes in the current directory). Name of backup CDs	_____	See analysis sheet BackUp
Sign:	Name Date and time Signature	G Doegla 16 09 1998 13 00 GD	

note that the do_ratio procedure asks:
1/ ~~one~~ a dark file
2/ a corresponding light file
3/ a second dark file
4/ a corresponding light file.

18/17

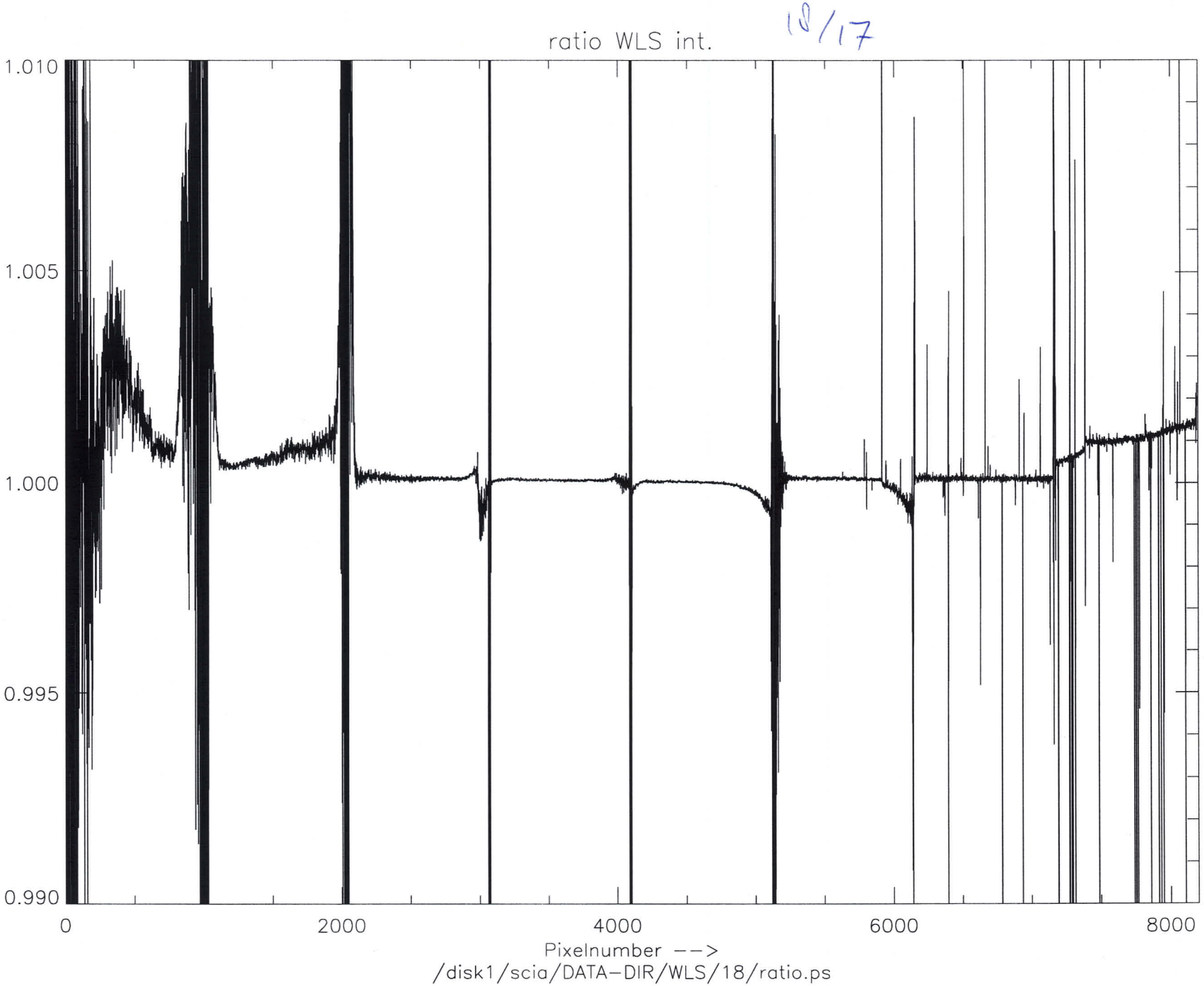
ratio WLS int.
1.010
1.005
1.000
0.995
0.990
0
2000
4000
6000
8000
Pixelnumber −−>
/disk1/scia/DATA−DIR/WLS/18/ratio.ps

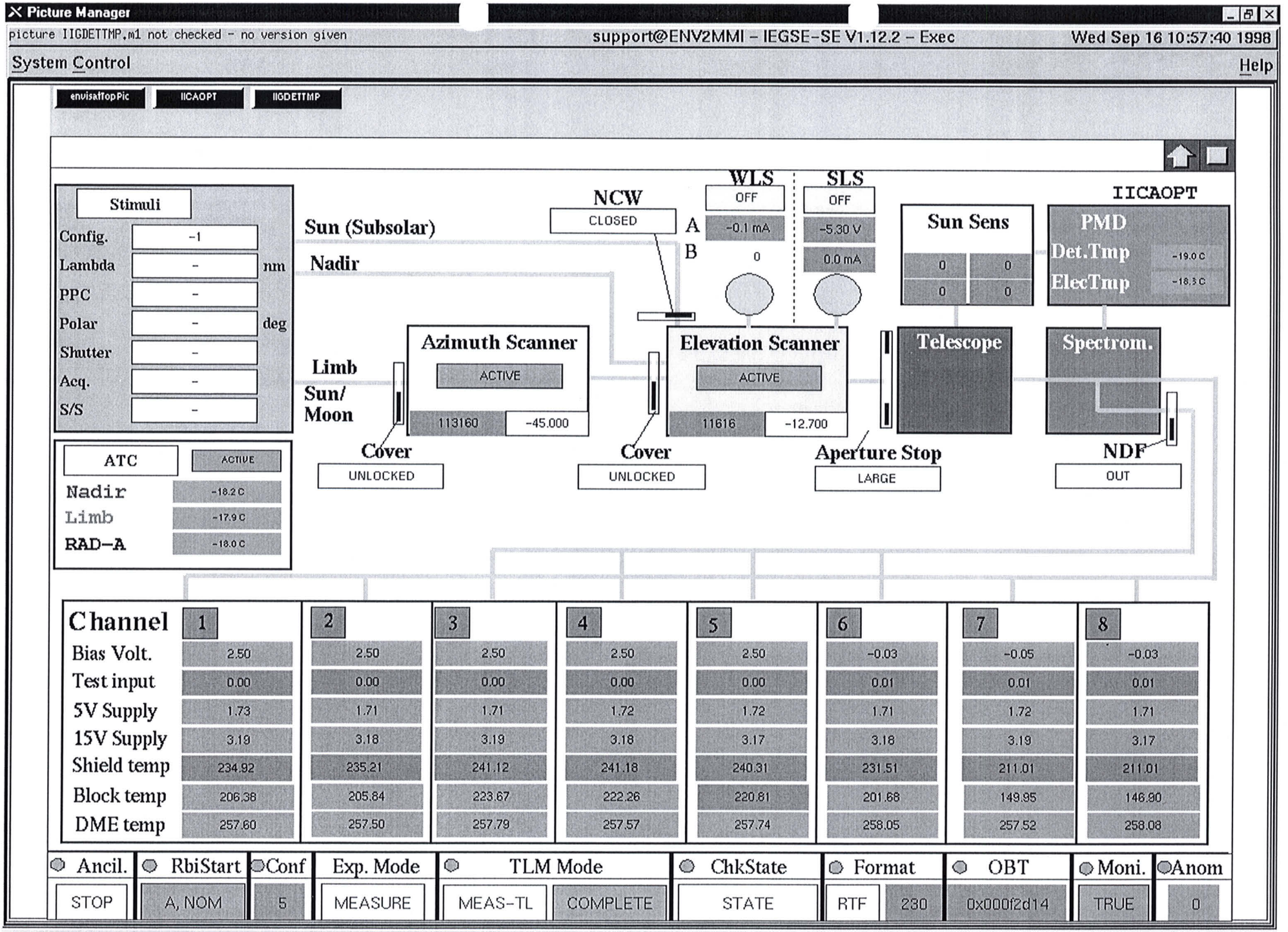
Picture Manager
picture IIGDETTMP.m1 not checked - no version given
support@ENV2MMI - IEGSE-SE V1.12.2 - Exec
Wed Sep 16 10:57:40 1998
System Control
Help
envisatTopPic
IICAOPT
IIGDETTMP
Stimuli
Config. -1
Lambda - nm
PPC -
Polar - deg
Shutter -
Acq. -
S/S -
ATC ACTIVE
Nadir -18.2 C
Limb -17.9 C
RAD-A -18.0 C
Sun (Subsolar)
Nadir
Limb
Sun/
Moon
NCW
CLOSED
WLS
OFF
A -0.1 mA
B 0
SLS
OFF
-5.30 V
0.0 mA
IICAOPT
Sun Sens
0 0
0 0
PMD
Det.Tmp -19.0 C
ElecTmp -18.3 C
Azimuth Scanner
ACTIVE
113160 -45.000
Elevation Scanner
ACTIVE
11616 -12.700
Telescope
Spectrom.
Cover
UNLOCKED
Cover
UNLOCKED
Aperture Stop
LARGE
NDF
OUT
Channel 1 2 3 4 5 6 7 8
Bias Volt. 2.50 2.50 2.50 2.50 2.50 -0.03 -0.05 -0.03
Test input 0.00 0.00 0.00 0.00 0.00 0.01 0.01 0.01
5V Supply 1.73 1.71 1.71 1.72 1.72 1.71 1.72 1.71
15V Supply 3.19 3.18 3.19 3.18 3.17 3.18 3.19 3.17
Shield temp 234.92 235.21 241.12 241.18 240.31 231.51 211.01 211.01
Block temp 206.38 205.84 223.67 222.26 220.81 201.68 149.95 146.90
DME temp 257.60 257.50 257.79 257.57 257.74 258.05 257.52 258.08
Ancil. STOP
RbiStart A, NOM
Conf 5
Exp. Mode MEASURE
TLM Mode MEAS-TL COMPLETE
ChkState STATE
Format RTF 230
OBT 0x000f2d14
Moni. TRUE
Anom 0

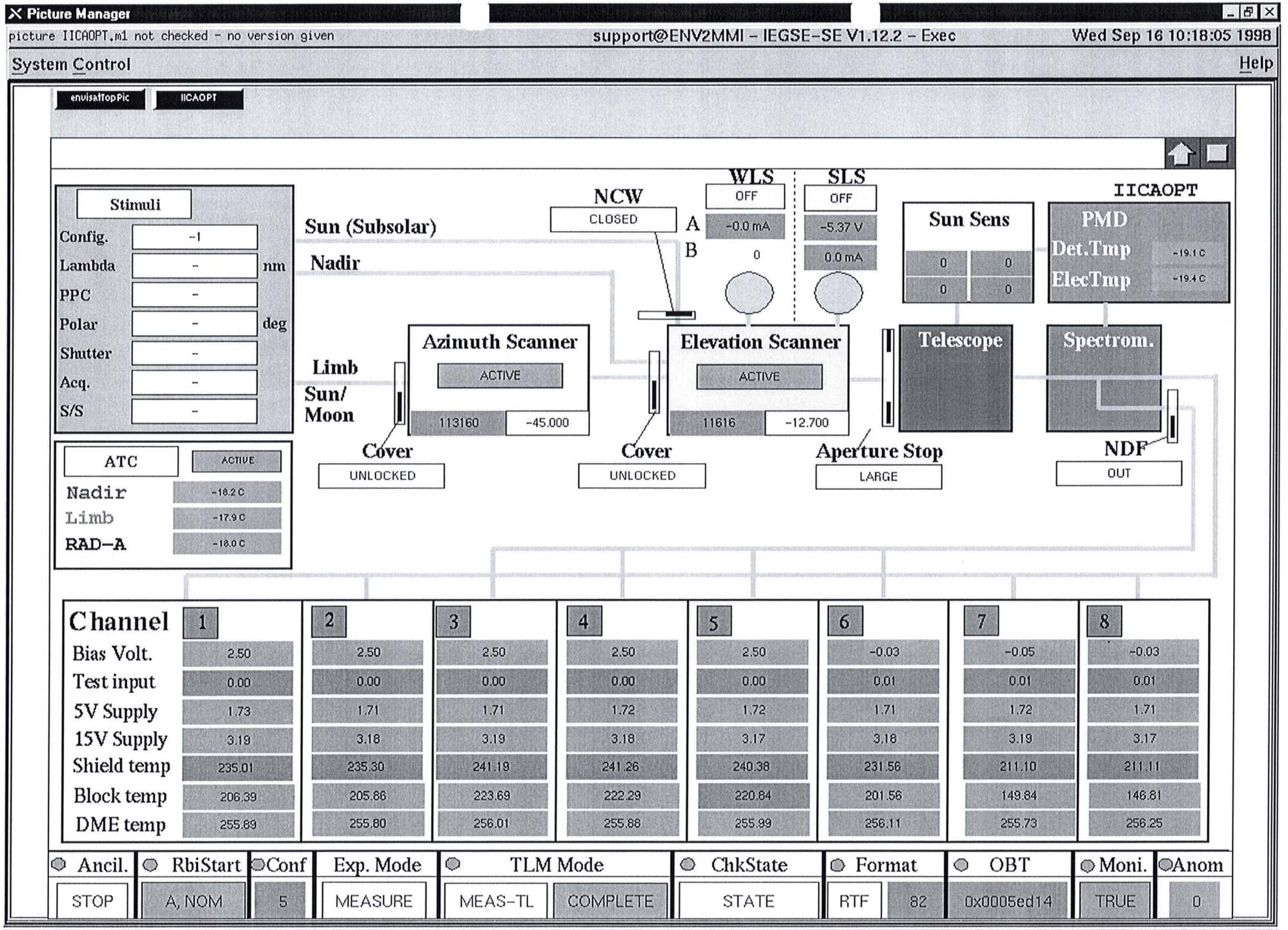
Picture Manager
picture IICAOPT.m1 not checked - no version given
support@ENV2MMI - IEGSE-SE V1.12.2 - Exec
Wed Sep 16 10:18:05 1998
System Control
Help
envisatTopPic
IICAOPT
Stimuli
Config. -1
Lambda - nm
PPC -
Polar - deg
Shutter -
Acq. -
S/S -
Sun (Subsolar)
Nadir
Limb
Sun/
Moon
NCW
CLOSED
WLS
OFF
A -0.0 mA
B 0
SLS
OFF
-5.37 V
0.0 mA
Sun Sens
0 0
0 0
IICAOPT
PMD
Det.Tmp -19.1 C
ElecTmp -19.4 C
Azimuth Scanner
ACTIVE
113160 -45.000
Elevation Scanner
ACTIVE
11616 -12.700
Telescope
Spectrom.
Cover
UNLOCKED
Cover
UNLOCKED
Aperture Stop
LARGE
NDF
OUT
ATC ACTIVE
Nadir -18.2 C
Limb -17.9 C
RAD-A -18.0 C
Channel 1 2 3 4 5 6 7 8
Bias Volt. 2.50 2.50 2.50 2.50 2.50 -0.03 -0.05 -0.03
Test input 0.00 0.00 0.00 0.00 0.00 0.01 0.01 0.01
5V Supply 1.73 1.71 1.71 1.72 1.72 1.71 1.72 1.71
15V Supply 3.19 3.18 3.19 3.18 3.17 3.18 3.19 3.17
Shield temp 235.01 235.30 241.19 241.26 240.38 231.56 211.10 211.11
Block temp 206.39 205.86 223.69 222.29 220.84 201.56 149.84 146.81
DME temp 255.89 255.80 256.01 255.88 255.99 256.11 255.73 256.25
Ancil. STOP
RbiStart A, NOM
Conf 5
Exp. Mode MEASURE
TLM Mode MEAS-TL COMPLETE
ChkState STATE
Format RTF 82
OBT 0x0005ed14
Moni. TRUE
Anom 0

	LOG SHEET SCHIAMACHY CALIBRATION	
Date/Time	**Description of action**	**Measurement directory**
16-9	Ombouw: NADIR → Limb Wachten op Domien EGSE doorfantje even uit gezet. Temp verlopen: nu 11 UTC weer ok. 2de Temp uitdraien.	

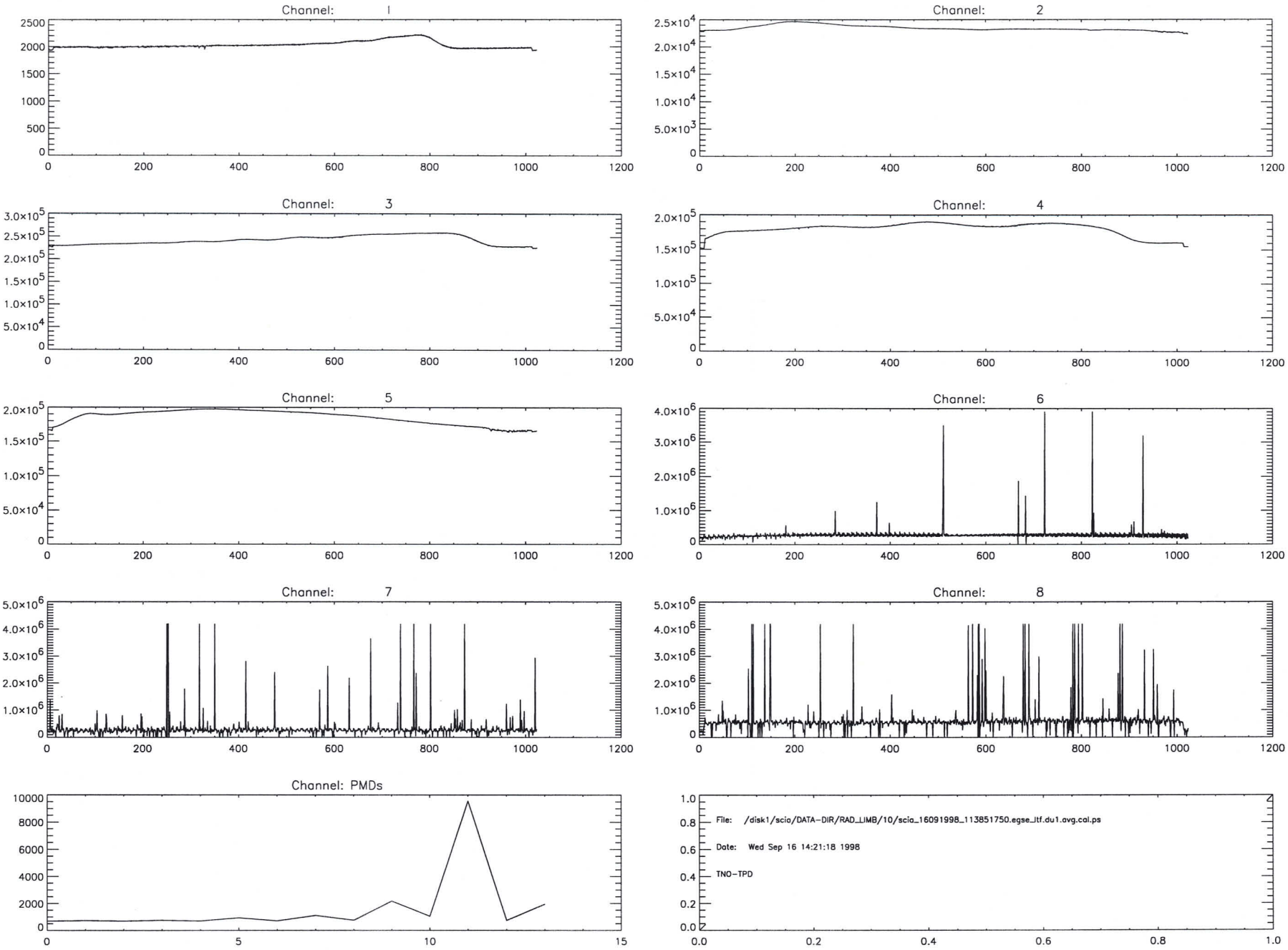
Channel: 1
Channel: 2
Channel: 3
Channel: 4
Channel: 5
Channel: 6
Channel: 7
Channel: 8
Channel: PMDs
File: /disk1/scia/DATA-DIR/RAD_LIMB/10/scia_16091998_113851750.egse_ltf.du1.avg.cal.ps
Date: Wed Sep 16 14:21:18 1998
TNO-TPD

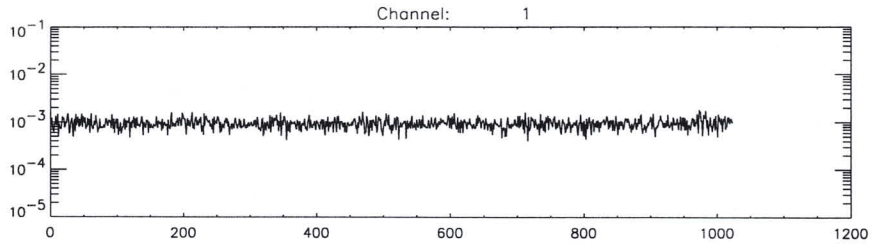
Channel: 1
10^{-1}
10^{-2}
10^{-3}
10^{-4}
10^{-5}
0
200
400
600
800
1000
1200

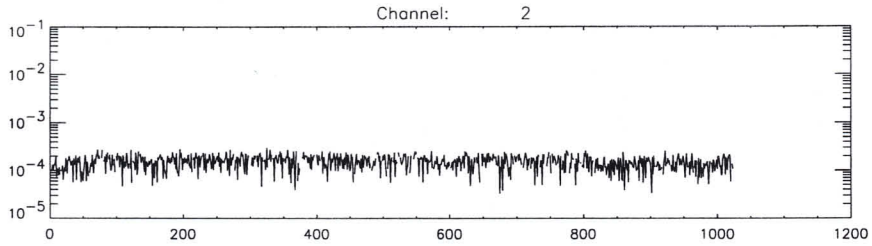
Channel: 2
10^{-1}
10^{-2}
10^{-3}
10^{-4}
10^{-5}
0
200
400
600
800
1000
1200

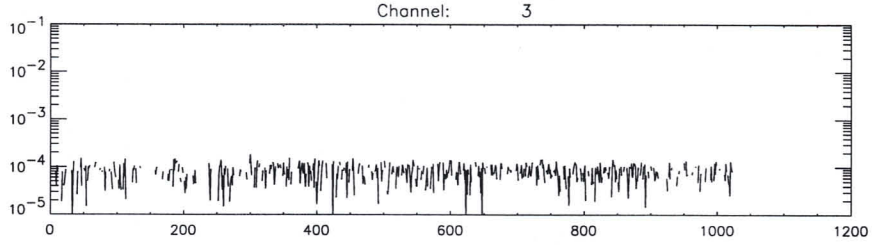
Channel: 3
10^{-1}
10^{-2}
10^{-3}
10^{-4}
10^{-5}
0
200
400
600
800
1000
1200

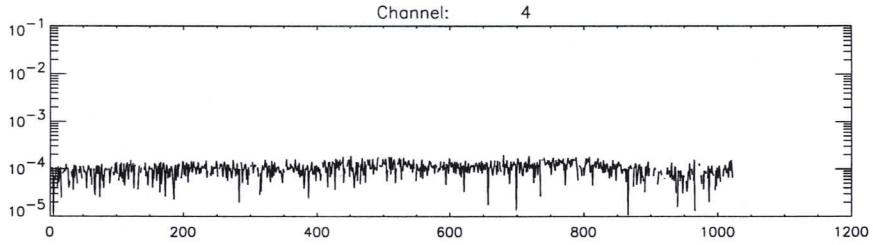
Channel: 4
10^{-1}
10^{-2}
10^{-3}
10^{-4}
10^{-5}
0
200
400
600
800
1000
1200

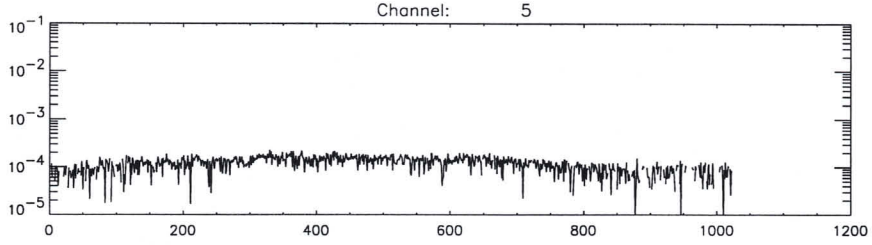
Channel: 5
10^{-1}
10^{-2}
10^{-3}
10^{-4}
10^{-5}
0
200
400
600
800
1000
1200

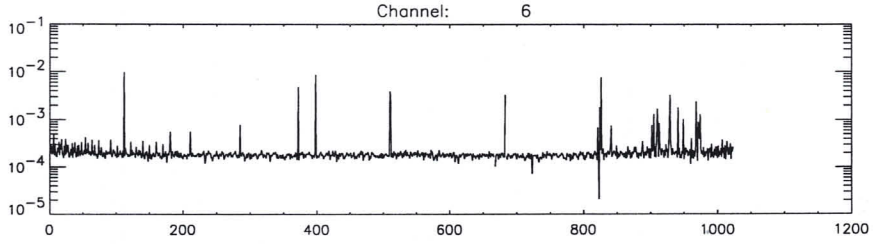
Channel: 6
10^{-1}
10^{-2}
10^{-3}
10^{-4}
10^{-5}
0
200
400
600
800
1000
1200

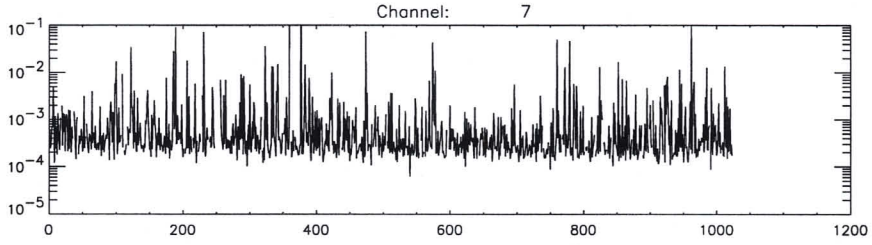
Channel: 7
10^{-1}
10^{-2}
10^{-3}
10^{-4}
10^{-5}
0
200
400
600
800
1000
1200

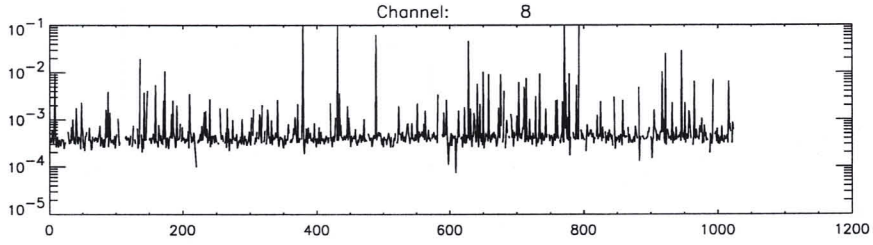
Channel: 8
10^{-1}
10^{-2}
10^{-3}
10^{-4}
10^{-5}
0
200
400
600
800
1000
1200

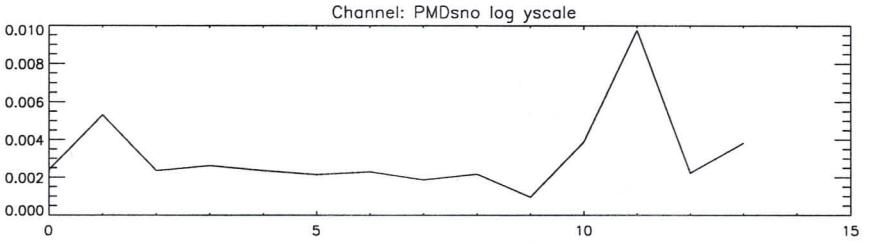
Channel: PMDsno log yscale
0.010
0.008
0.006
0.004
0.002
0.000
0
5
10
15

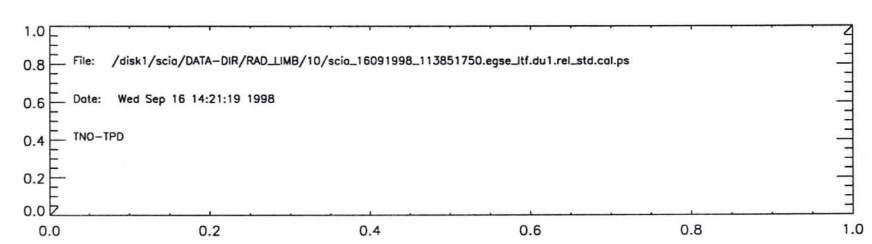
1.0
0.8
0.6
0.4
0.2
0.0
File: /disk1/scia/DATA-DIR/RAD_LIMB/10/scia_16091998_113851750.egse_ltf.du1.rel_std.cal.ps
Date: Wed Sep 16 14:21:19 1998
TNO-TPD
0.0
0.2
0.4
0.6
0.8
1.0

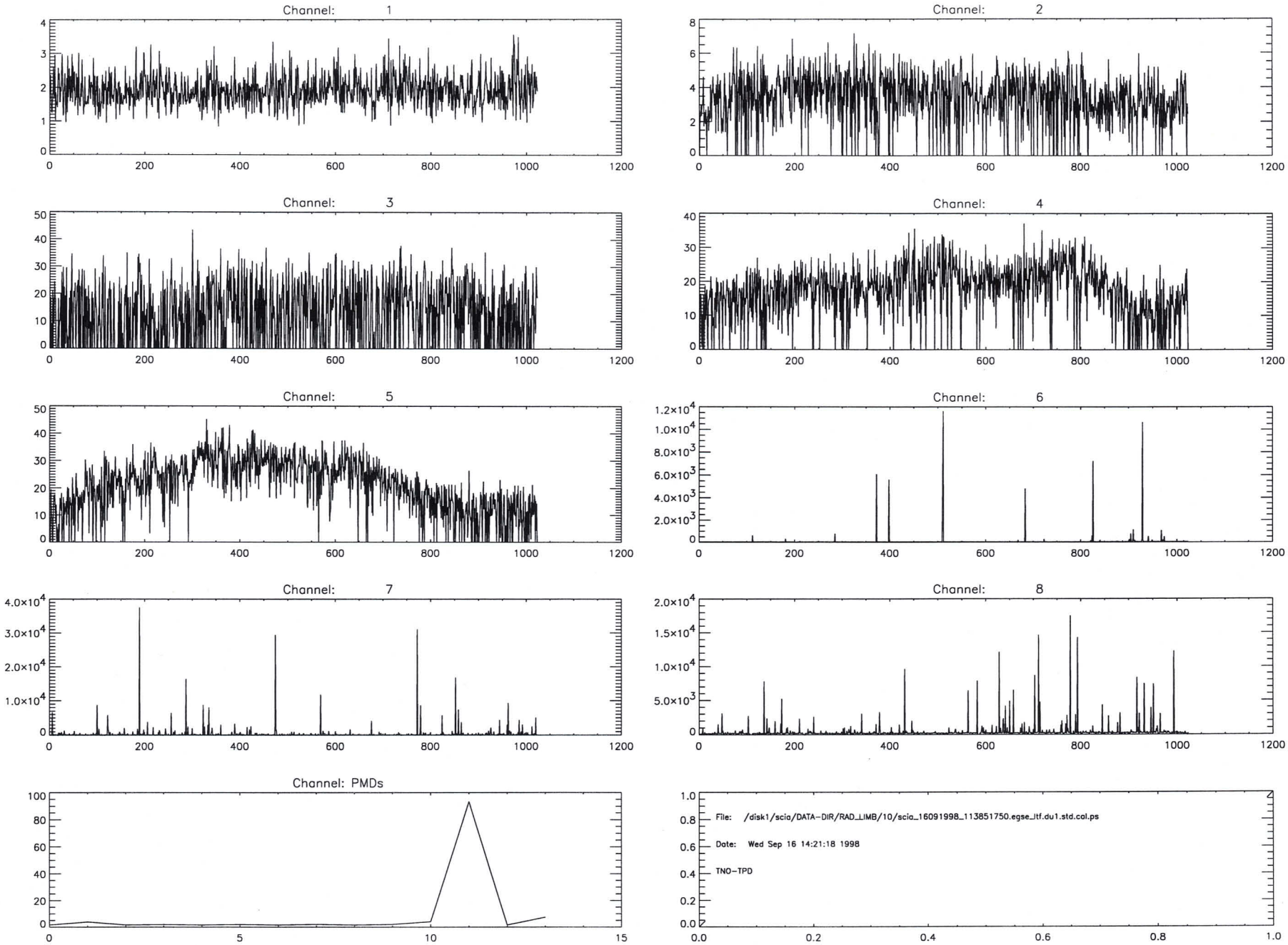
Channel: 1
Channel: 2
Channel: 3
Channel: 4
Channel: 5
Channel: 6
Channel: 7
Channel: 8
Channel: PMDs
File: /disk1/scia/DATA-DIR/RAD_LIMB/10/scia_16091998_113851750.egse_itf.du1.std.col.ps
Date: Wed Sep 16 14:21:18 1998
TNO-TPD

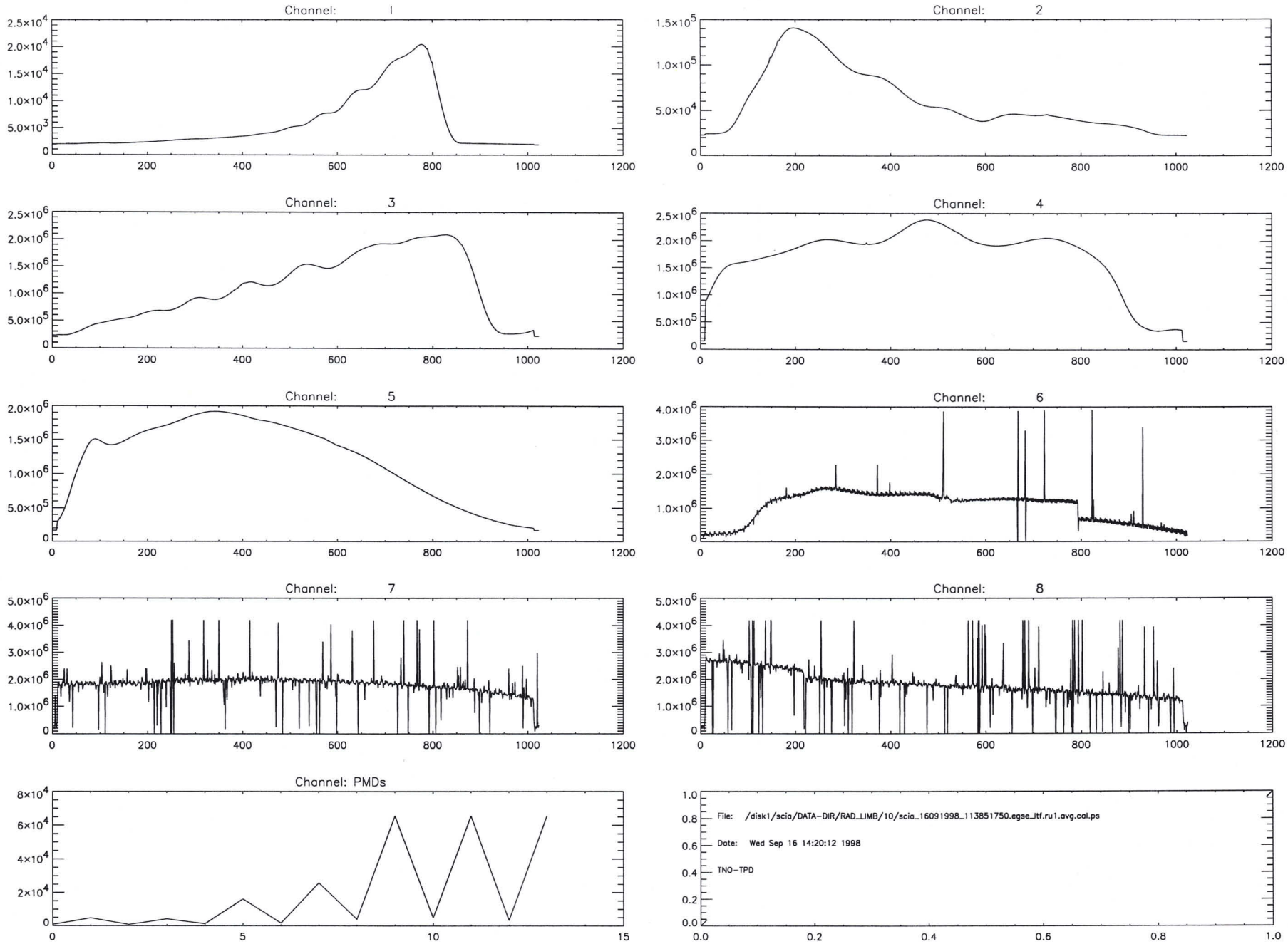
Channel: 1
Channel: 2
Channel: 3
Channel: 4
Channel: 5
Channel: 6
Channel: 7
Channel: 8
Channel: PMDs
File: /disk1/scia/DATA-DIR/RAD_LIMB/10/scia_16091998_113851750.egse_ltf.ru1.avg.cal.ps
Date: Wed Sep 16 14:20:12 1998
TNO-TPD

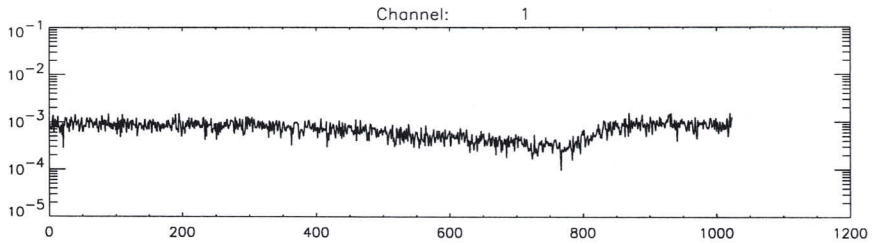
Channel: 1

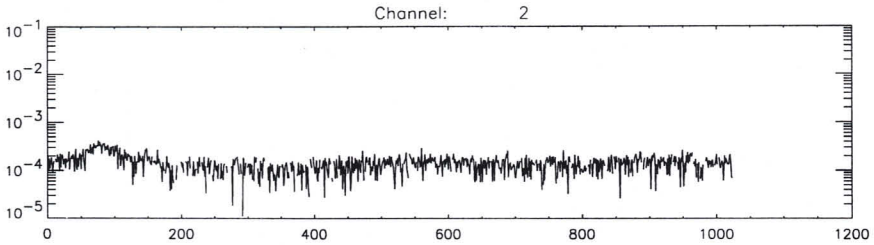
Channel: 2

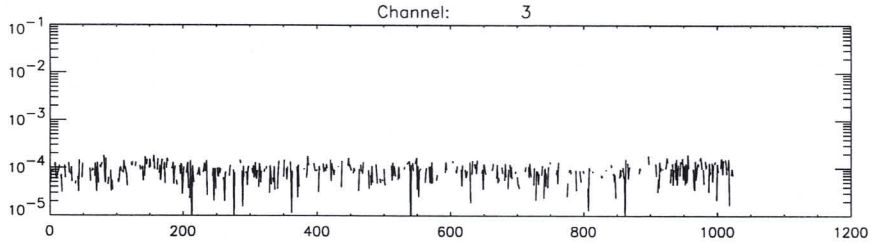
Channel: 3

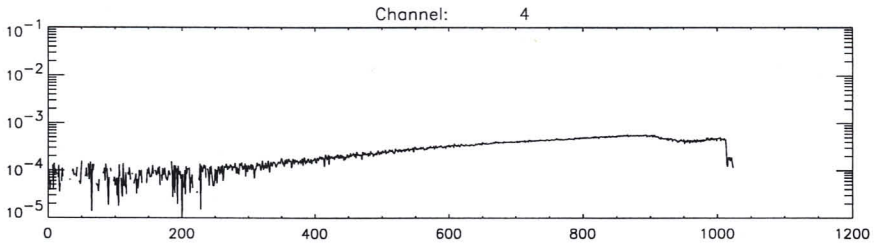
Channel: 4

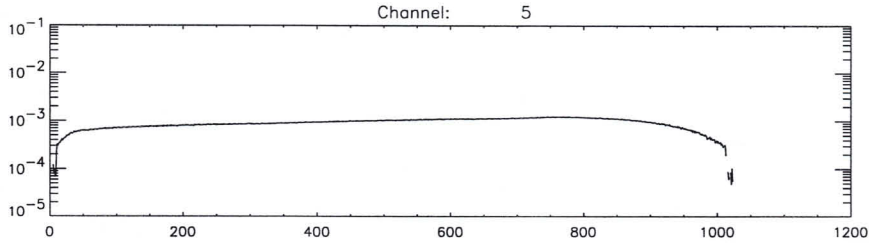
Channel: 5

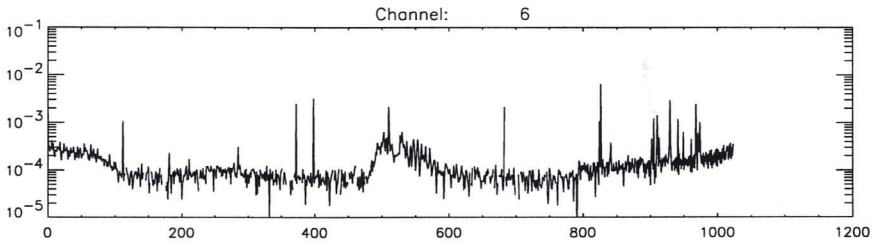
Channel: 6

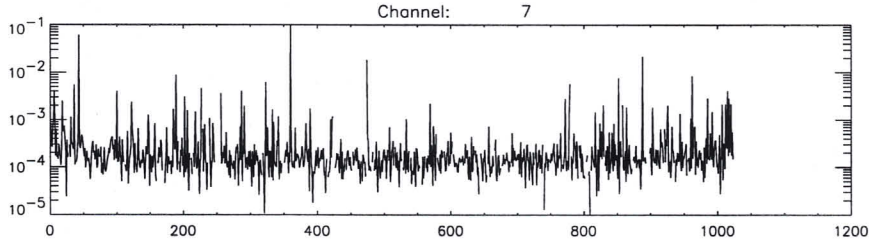
Channel: 7

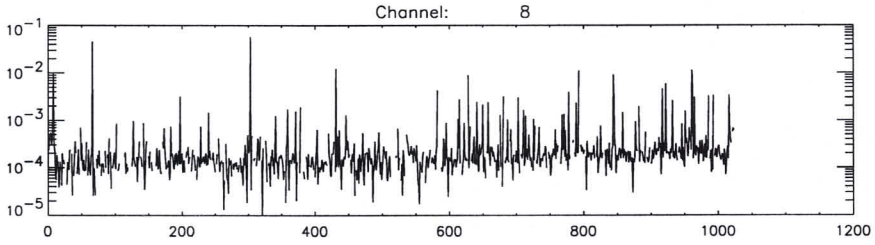
Channel: 8

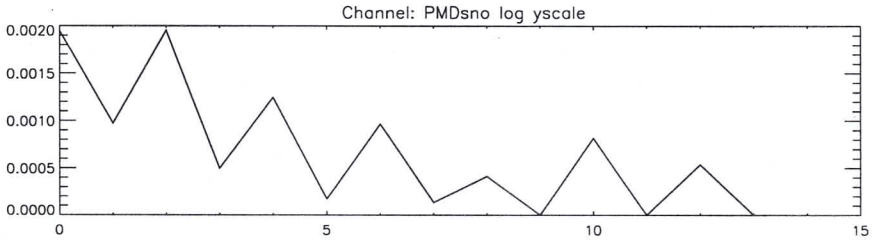
Channel: PMDsno log yscale

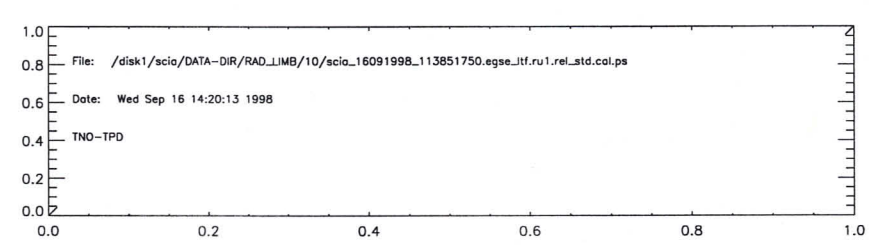
File: /disk1/scia/DATA-DIR/RAD_LIMB/10/scia_16091998_113851750.egse_ltf.ru1.rel_std.cal.ps
Date: Wed Sep 16 14:20:13 1998
TNO-TPD

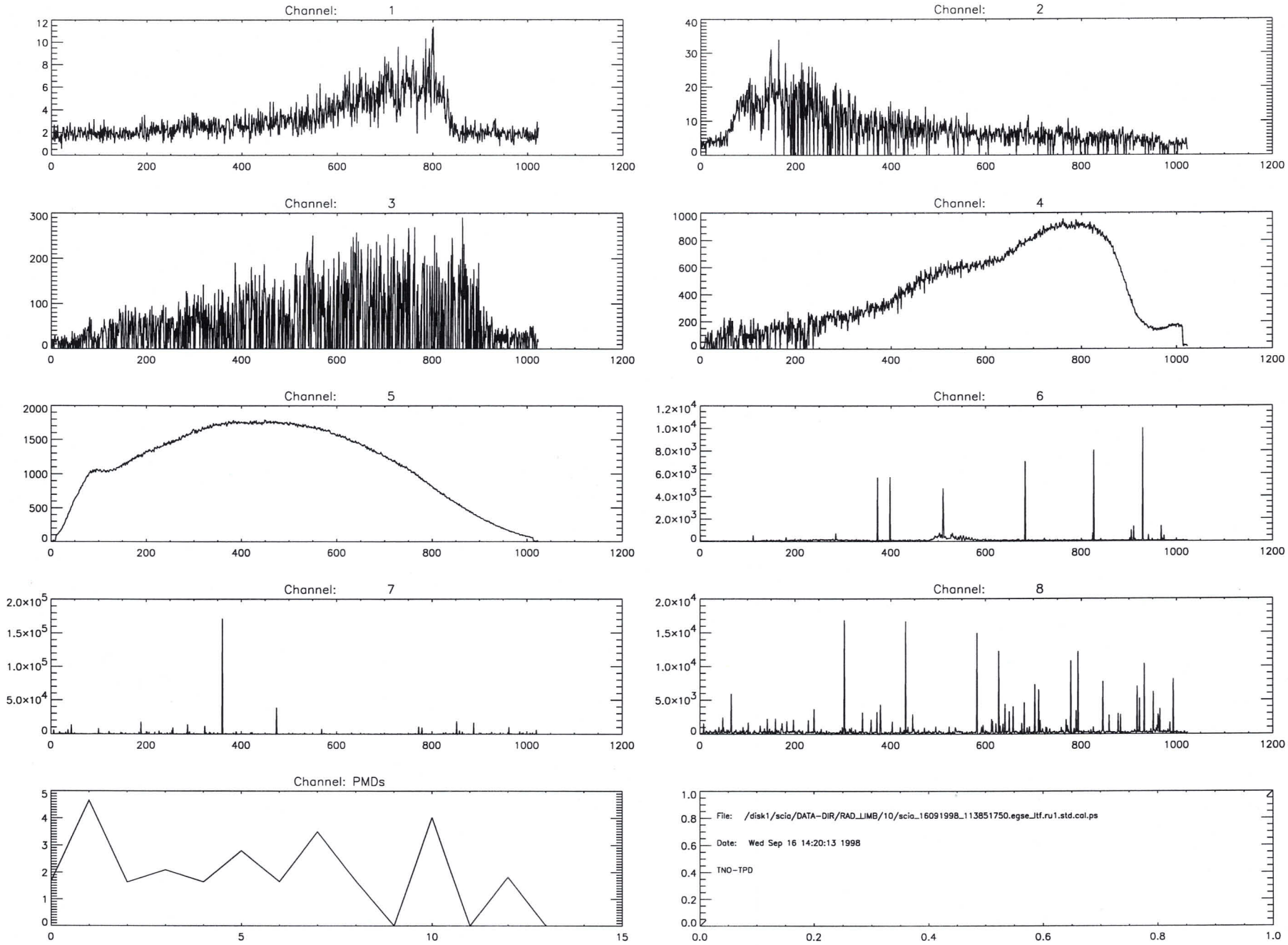
Channel: 1
Channel: 2
Channel: 3
Channel: 4
Channel: 5
Channel: 6
Channel: 7
Channel: 8
Channel: PMDs
File: /disk1/scia/DATA-DIR/RAD_LIMB/10/scia_16091998_113851750.egse_ltf.ru1.std.cal.ps
Date: Wed Sep 16 14:20:13 1998
TNO-TPD

```
time       = Wed Sep 16 14:21:19 1998
batch      = du1
Start TOD = Wed 16-Sep-98 11:52:15
End   TOD = Wed 16-Sep-98 12:04:06
Processing= computation of average, standard dev. and rel.standard dev.
```

```
time       = Wed Sep 16 14:20:13 1998
batch      = ru1
Start TOD = Wed 16-Sep-98 11:38:54
End   TOD = Wed 16-Sep-98 11:52:15
Processing= computation of average, standard dev. and rel.standard dev.
```

STEP	ACTION	RESULT	MARKER
Intro	Your name: Date:	MKalt 16-9	
	What's the name of the (main) data input file generated by the EGSE? (*.dat)	scia-16og1gg8-11308175o.dat	(A)
	Setup a three-window configuration on your SUN.		see course descr.
Cnstr directory	cd ~/DATA-DIR/RAD-LIMB ; ls -l highest number in directory? New directory: mkdir <B+1> ls -l What's now the highest number in directory? <C> should be <B> + 1	9 10 (Y) / N	Note: In window DATA-DIR (B) (C)
	directory name is:	~/DATA-DIR/RAD-LIMB/<C>	(DIR-NAME)
Cnstr EGSE_LTF	cal_raw2ltf . (Error messages are not necessarily fatal; check with SOLAN --in solan window-- whether output file is okay: there should be a signal present, and dremark1 labels should be filled) ls -l *.egse_ltf What's the name of the egse_ltf file <D> should be <A>.egse_ltf	S scia-16og1gg8-11308175o.dat egse-ltf (Y) / N	Note: In window DATA-DIR; ***don't forget the dot !!!; May take more than 15 mins.*** (D)
Cnstr CAL files	idl run_averscia (and select file <D> when asked)	S	Note: In window IDL
Check CAL files	Dark files: ls -l <DIR-NAME>/*DU*.cal size:	145ggd	should be approx 150Kb
	ls -l <DIR-NAME>/*IU*.cal size:	145ggd	should be approx 150Kb
	Note: all files should be present, if not:		

(a) Check file <D> using SOLAN and check whether DU, and IU labels are present in dremark1 labels
(b) Check if enough disk space is available (Unix command `df -k | more`).

Print postscript

Print postscript files:
`lpr -P<printer> *.ps`
Contents dark file `*DU*.CAL.ps` should be approx. constant within channels: (Y) / N
Contents light file `*IU*.cal.ps` should resemble white light source: (Y) / N

Contents of `*REL_STD*.ps` files should be smaller than 0.01 (pixel 300 -- 800) for all channels. (Y) / N
If not, value is: _____

Add postscript images to logbook, done (Y) / N

Print logfiles

`lpr -P<printer> *.log`
Add logfiles to logbook, done (Y) / N

Radiance processing

Run radiance

`idl do_radiance` S — In IDL window

Check radiance

`ls -l * | more` — In DATA-DIR window

Size of file `<D>.du*.avg.cal.p1.cal` 145999 — should be approx 150Kb

Size of file `<D>.du*.avg.cal.p2.cal` 145999

Check radiance visually

`lpr -P<printer> *.p[12].*.cal.ps`

	Value of P1 and P2 file resemble white light source?	(Y) / N	
	Add postscript images to logbook, done	(Y) / N	
Print logfiles	`lpr -P<printer> *.p[12].cal.log`		
	Add logfiles to logbook, done	(Y) / N	
Back up	Create 3 sets of backup CDs of directory <DIR-NAME> (One CD has a capacity of 600 Mbytes, the UNIX command `/usr/bin/du -k .` gives the number of kilo bytes in the current directory).		See analysis sheet BackUp
	Name of backup CDs	_____	
Sign:	Name	_____	
	Date and time	_____	
	Signature	_____	

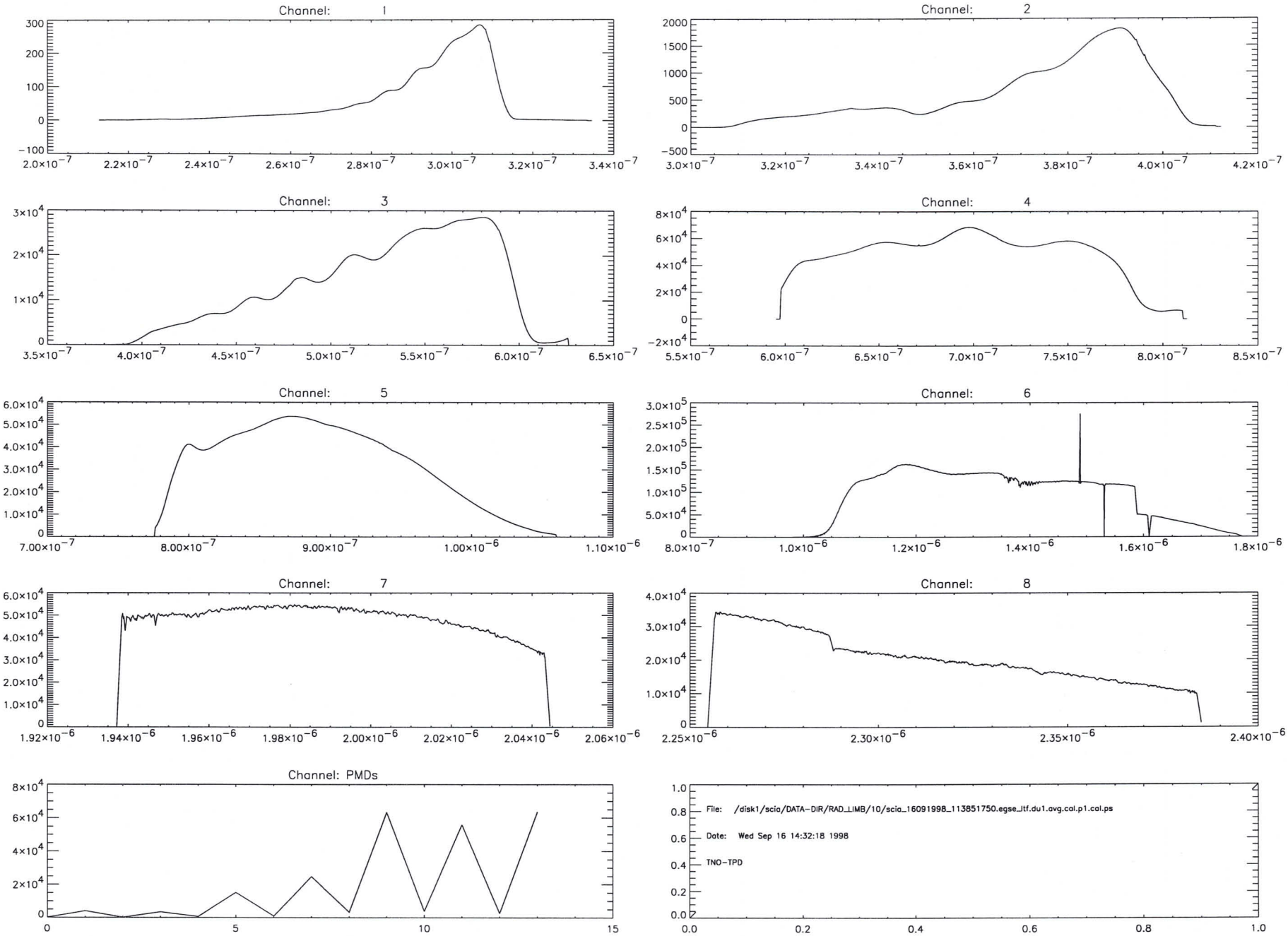
Channel: 1
Channel: 2
Channel: 3
Channel: 4
Channel: 5
Channel: 6
Channel: 7
Channel: 8
Channel: PMDs
File: /disk1/scia/DATA-DIR/RAD_LIMB/10/scia_16091998_113851750.egse_ltf.du1.avg.cal.p1.cal.ps
Date: Wed Sep 16 14:32:18 1998
TNO-TPD

Version: 0.1
Input files:

/disk1/scia/DATA-DIR/RAD_LIMB/10/scia_16091998_113851750.egse_ltf.du1.avg.cal
 and

/disk1/scia/DATA-DIR/RAD_LIMB/10/scia_16091998_113851750.egse_ltf.ru1.avg.cal
Action:
Radiance calibration: No correction bsdf, transmission and e_cal
PPG correction filename used: /disk1/scia/DATA-DIR/CORR/latest/ppg.cal
ETALON correction filename used: /disk1/scia/DATA-DIR/CORR/latest/etalon.cal
PIXEL correction filename used: /disk1/scia/DATA-DIR/CORR/latest/dead_bad.pix
WL correction filename used: /disk1/scia/DATA-DIR/CORR/latest/wl.data
STRAYLIGHT correction filename used: /disk1/scia/DATA-DIR/CORR/latest/stray.da
Processing time: Wed Sep 16 14:32:18 1998
Output file name:
/disk1/scia/DATA-DIR/RAD_LIMB/10/scia_16091998_113851750.egse_ltf.du1.avg.cal.
Ambient files:
Ambient Correction file versions ac_ucp = # VERSION 0.0
ac_ucs = #VERSION 0.0
ala4lp = #VERSION ASAP
ala4ls = #VERSION ASAP
a 4lx = #VERSION 0.0
alamlp = #VERSION ASAP
alamls = #VERSION ASAP
alaplp = #VERSION ASAP
alapls = #VERSION ASAP
alaplx = #VERSION 0.0
alaslp = #VERSION ASAP
alasls = #VERSION ASAP
alaslx = #VERSION ASAP
alaulp = #VERSION 0.0
alauls = #VERSION 0.0
anapnp = #VERSION 0.0
anapnx = #VERSION 0.0
anaunp = #VERSION 0.0 ASAP data
anauns = #VERSION 0.0 ASAP data
bsdf = #Date: 15/06/98 NOTE: This is preliminary data! The final keydata must
optec_window = #VERSION 0.0
reflectance = #VERSION 0.0

Version: 0.1
Input files:

/disk1/scia/DATA-DIR/RAD_LIMB/10/scia_16091998_113851750.egse_ltf.du1.avg.cal
 and

/disk1/scia/DATA-DIR/RAD_LIMB/10/scia_16091998_113851750.egse_ltf.ru1.avg.cal
Action:
Generation of PS file
Radiance calibration: No correction bsdf, transmission and e_cal
PPG correction filename used: /disk1/scia/DATA-DIR/CORR/latest/ppg.cal
ETALON correction filename used: /disk1/scia/DATA-DIR/CORR/latest/etalon.cal
PIXEL correction filename used: /disk1/scia/DATA-DIR/CORR/latest/dead_bad.pix
WL correction filename used: /disk1/scia/DATA-DIR/CORR/latest/wl.data
STRAYLIGHT correction filename used: /disk1/scia/DATA-DIR/CORR/latest/stray.da
Processing time: Wed Sep 16 14:32:18 1998
Output file name:
/disk1/scia/DATA-DIR/RAD_LIMB/10/scia_16091998_113851750.egse_ltf.du1.avg.cal.
Ambient files:
Ambient Correction file versions ac_ucp = # VERSION 0.0
ac_ucs = #VERSION 0.0
ala4lp = #VERSION ASAP
a 4ls = #VERSION ASAP
ala4lx = #VERSION 0.0
alamlp = #VERSION ASAP
alamls = #VERSION ASAP
alaplp = #VERSION ASAP
alapls = #VERSION ASAP
alaplx = #VERSION 0.0
alaslp = #VERSION ASAP
alasls = #VERSION ASAP
alaslx = #VERSION ASAP
alaulp = #VERSION 0.0
alauls = #VERSION 0.0
anapnp = #VERSION 0.0
anapnx = #VERSION 0.0
anaunp = #VERSION 0.0 ASAP data
anauns = #VERSION 0.0 ASAP data
bsdf = #Date: 15/06/98 NOTE: This is preliminary data! The final keydata must
optec_window = #VERSION 0.0
reflectance = #VERSION 0.0

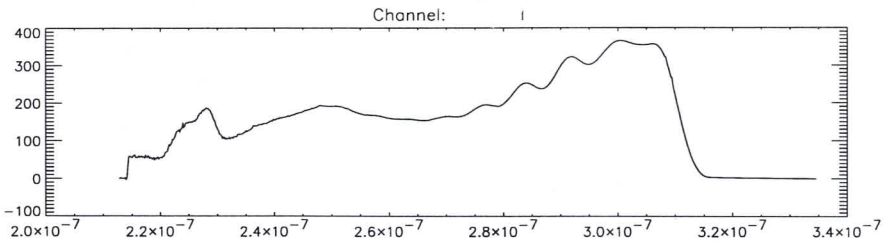
Channel: 1
400
300
200
100
0
−100
2.0×10−7
2.2×10−7
2.4×10−7
2.6×10−7
2.8×10−7
3.0×10−7
3.2×10−7
3.4×10−7

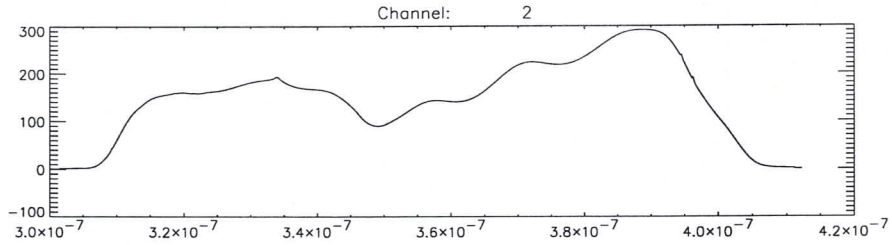
Channel: 2
300
200
100
0
−100
3.0×10−7
3.2×10−7
3.4×10−7
3.6×10−7
3.8×10−7
4.0×10−7
4.2×10−7

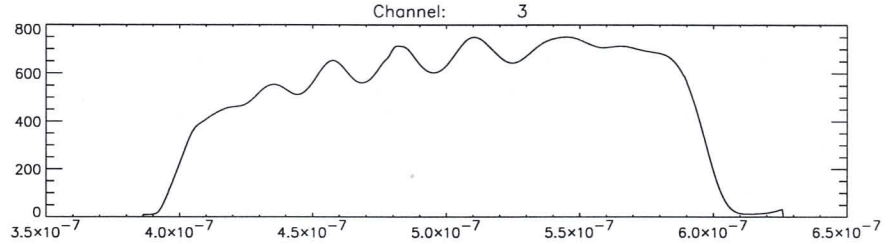
Channel: 3
800
600
400
200
0
3.5×10−7
4.0×10−7
4.5×10−7
5.0×10−7
5.5×10−7
6.0×10−7
6.5×10−7

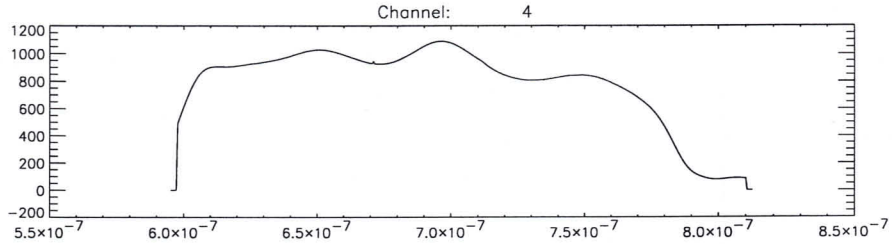
Channel: 4
1200
1000
800
600
400
200
0
−200
5.5×10−7
6.0×10−7
6.5×10−7
7.0×10−7
7.5×10−7
8.0×10−7
8.5×10−7

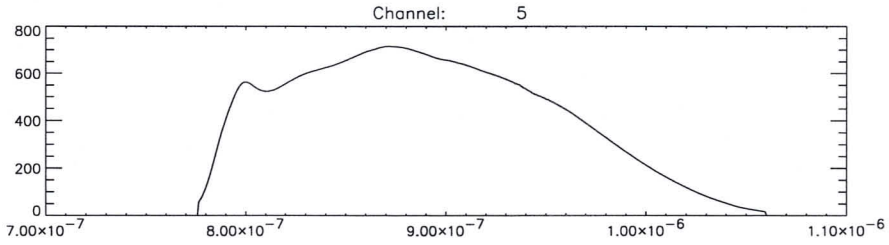
Channel: 5
800
600
400
200
0
7.00×10−7
8.00×10−7
9.00×10−7
1.00×10−6
1.10×10−6

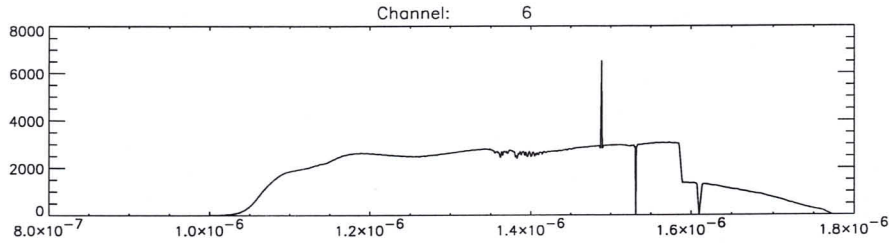
Channel: 6
8000
6000
4000
2000
0
8.0×10−7
1.0×10−6
1.2×10−6
1.4×10−6
1.6×10−6
1.8×10−6

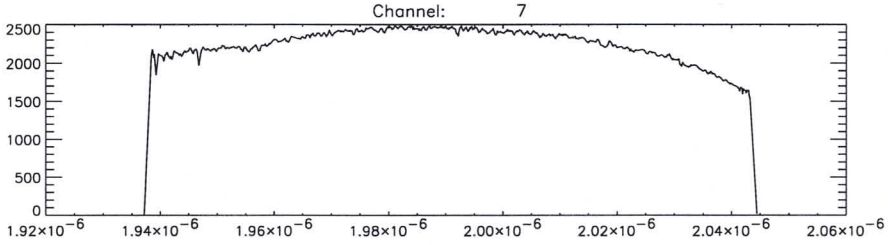
Channel: 7
2500
2000
1500
1000
500
0
1.92×10−6
1.94×10−6
1.96×10−6
1.98×10−6
2.00×10−6
2.02×10−6
2.04×10−6
2.06×10−6

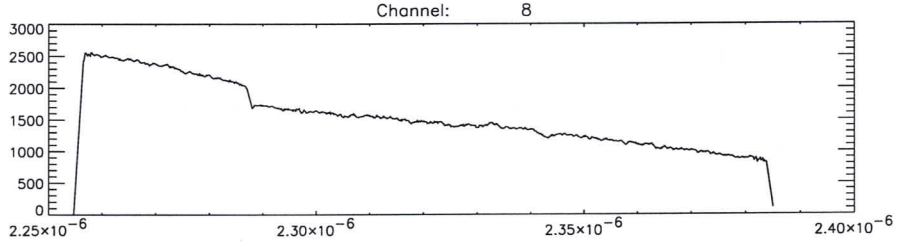
Channel: 8
3000
2500
2000
1500
1000
500
0
2.25×10−6
2.30×10−6
2.35×10−6
2.40×10−6

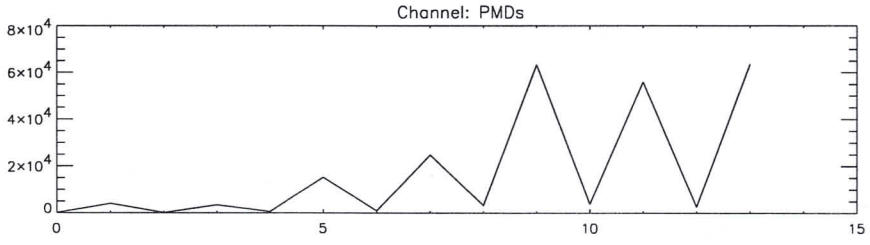
Channel: PMDs
8×10^4
6×10^4
4×10^4
2×10^4
0
0
5
10
15

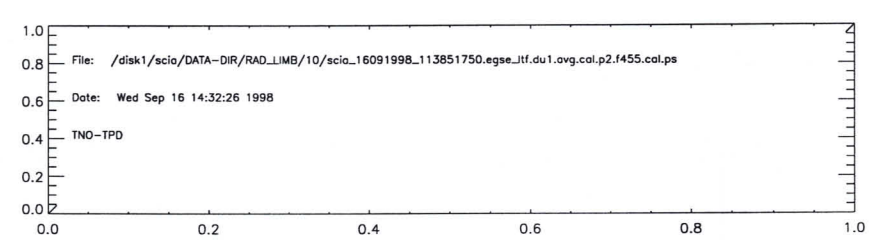
File: /disk1/scia/DATA-DIR/RAD_LIMB/10/scia_16091998_113851750.egse_itf.du1.avg.cal.p2.f455.cal.ps
Date: Wed Sep 16 14:32:26 1998
TNO-TPD
1.0
0.8
0.6
0.4
0.2
0.0
0.0
0.2
0.4
0.6
0.8
1.0

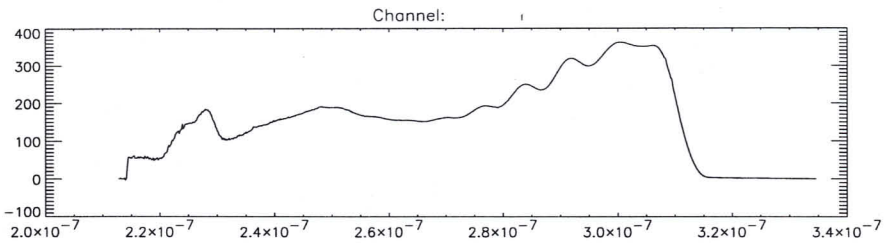
Channel:
400
300
200
100
0
−100
2.0×10−7
2.2×10−7
2.4×10−7
2.6×10−7
2.8×10−7
3.0×10−7
3.2×10−7
3.4×10−7

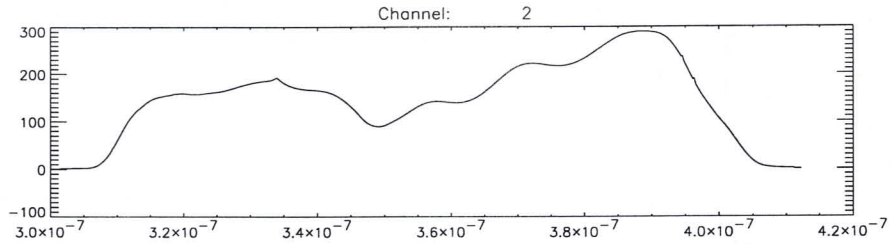
Channel: 2
300
200
100
0
−100
3.0×10−7
3.2×10−7
3.4×10−7
3.6×10−7
3.8×10−7
4.0×10−7
4.2×10−7

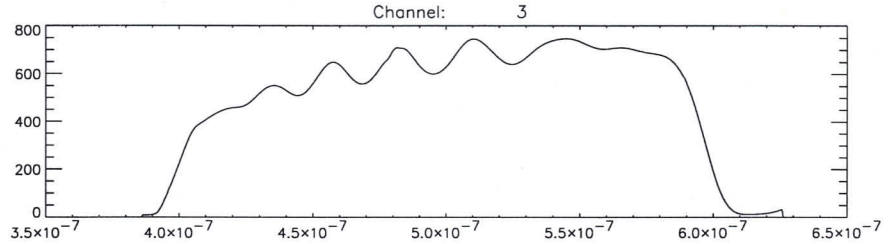
Channel: 3
800
600
400
200
0
3.5×10−7
4.0×10−7
4.5×10−7
5.0×10−7
5.5×10−7
6.0×10−7
6.5×10−7

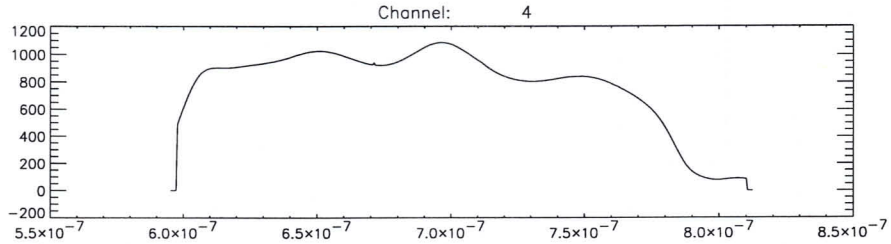
Channel: 4
1200
1000
800
600
400
200
0
−200
5.5×10−7
6.0×10−7
6.5×10−7
7.0×10−7
7.5×10−7
8.0×10−7
8.5×10−7

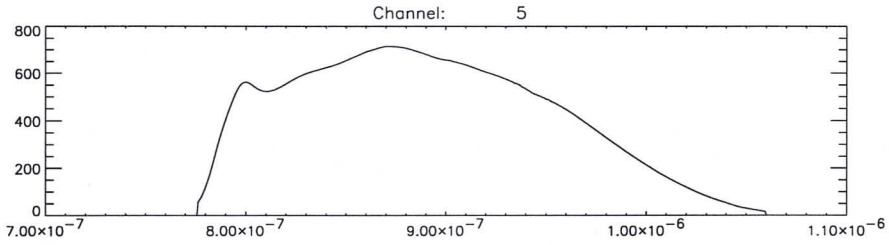
Channel: 5
800
600
400
200
0
7.00×10−7
8.00×10−7
9.00×10−7
1.00×10−6
1.10×10−6

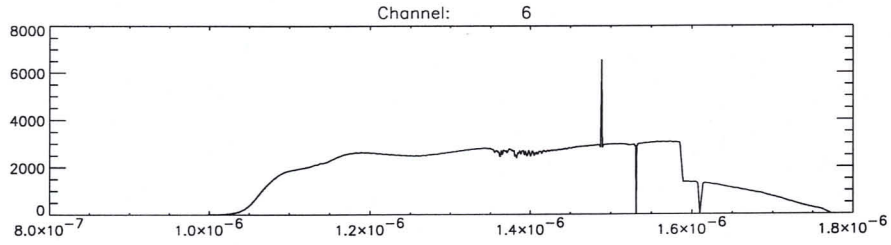
Channel: 6
8000
6000
4000
2000
0
8.0×10−7
1.0×10−6
1.2×10−6
1.4×10−6
1.6×10−6
1.8×10−6

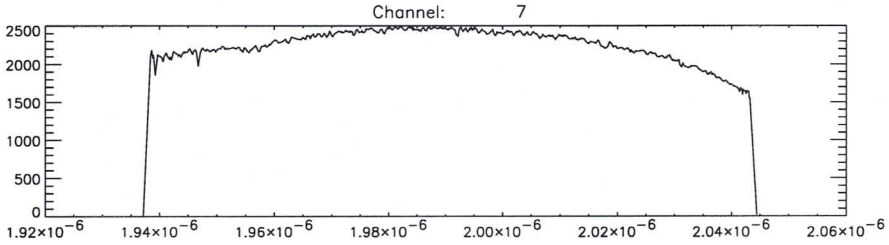
Channel: 7
2500
2000
1500
1000
500
0
1.92×10−6
1.94×10−6
1.96×10−6
1.98×10−6
2.00×10−6
2.02×10−6
2.04×10−6
2.06×10−6

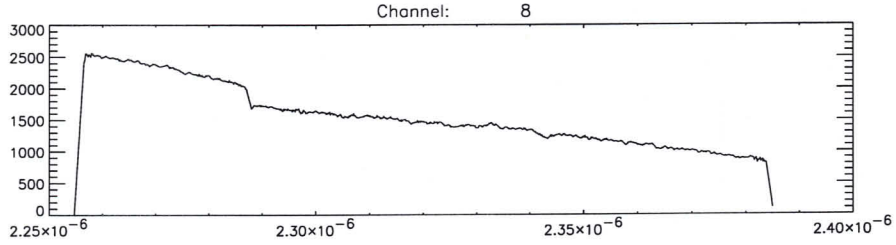
Channel: 8
3000
2500
2000
1500
1000
500
0
2.25×10−6
2.30×10−6
2.35×10−6
2.40×10−6

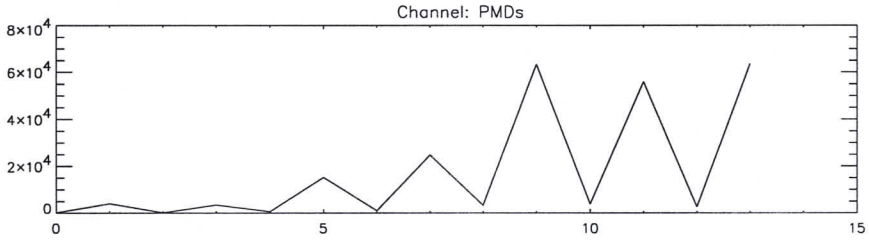
Channel: PMDs
8×10^4
6×10^4
4×10^4
2×10^4
0
0
5
10
15

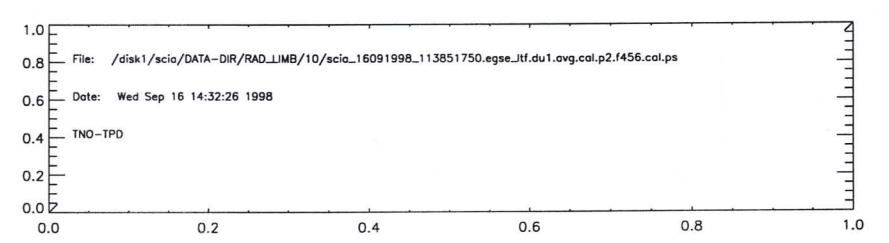
1.0
0.8
0.6
0.4
0.2
0.0
File: /disk1/scia/DATA-DIR/RAD_LIMB/10/scia_16091998_113851750.egse_ltf.du1.avg.cal.p2.f456.cal.ps
Date: Wed Sep 16 14:32:26 1998
TNO-TPD
0.0
0.2
0.4
0.6
0.8
1.0

Version: 0.1
Input files:

/disk1/scia/DATA-DIR/RAD_LIMB/10/scia_16091998_113851750.egse_ltf.du1.avg.cal
 and

/disk1/scia/DATA-DIR/RAD_LIMB/10/scia_16091998_113851750.egse_ltf.ru1.avg.cal
Action:
Radiance calibration + divided by calibrated irradiance (f455) + divded by bsd
PPG correction filename used: /disk1/scia/DATA-DIR/CORR/latest/ppg.cal
ETALON correction filename used: /disk1/scia/DATA-DIR/CORR/latest/etalon.cal
PIXEL correction filename used: /disk1/scia/DATA-DIR/CORR/latest/dead_bad.pix
WL correction filename used: /disk1/scia/DATA-DIR/CORR/latest/wl.data
STRAYLIGHT correction filename used: /disk1/scia/DATA-DIR/CORR/latest/stray.da
Processing time: Wed Sep 16 14:32:25 1998
Output file name:
/disk1/scia/DATA-DIR/RAD_LIMB/10/scia_16091998_113851750.egse_ltf.du1.avg.cal.
Ambient files:
Ambient Correction file versions ac_ucp = # VERSION 0.0
ac_ucs = #VERSION 0.0
ala4lp = #VERSION ASAP
ala4ls = #VERSION ASAP
a 4lx = #VERSION 0.0
alamlp = #VERSION ASAP
alamls = #VERSION ASAP
alaplp = #VERSION ASAP
alapls = #VERSION ASAP
alaplx = #VERSION 0.0
alaslp = #VERSION ASAP
alasls = #VERSION ASAP
alaslx = #VERSION ASAP
alaulp = #VERSION 0.0
alauls = #VERSION 0.0
anapnp = #VERSION 0.0
anapnx = #VERSION 0.0
anaunp = #VERSION 0.0 ASAP data
anauns = #VERSION 0.0 ASAP data
bsdf = #Date: 15/06/98 NOTE: This is preliminary data! The final keydata must
optec_window = #VERSION 0.0
reflectance = #VERSION 0.0

Version: 0.1
Input files:

/disk1/scia/DATA-DIR/RAD_LIMB/10/scia_16091998_113851750.egse_ltf.du1.avg.cal
 and

/disk1/scia/DATA-DIR/RAD_LIMB/10/scia_16091998_113851750.egse_ltf.ru1.avg.cal
Action:
Generation of PS file
Radiance calibration + divided by calibrated irradiance (f455) + divded by bsd
PPG correction filename used: /disk1/scia/DATA-DIR/CORR/latest/ppg.cal
ETALON correction filename used: /disk1/scia/DATA-DIR/CORR/latest/etalon.cal
PIXEL correction filename used: /disk1/scia/DATA-DIR/CORR/latest/dead_bad.pix
WL correction filename used: /disk1/scia/DATA-DIR/CORR/latest/wl.data
STRAYLIGHT correction filename used: /disk1/scia/DATA-DIR/CORR/latest/stray.da
Processing time: Wed Sep 16 14:32:26 1998
Output file name:
/disk1/scia/DATA-DIR/RAD_LIMB/10/scia_16091998_113851750.egse_ltf.du1.avg.cal.
Ambient files:
Ambient Correction file versions ac_ucp = # VERSION 0.0
ac_ucs = #VERSION 0.0
ala4lp = #VERSION ASAP
a 4ls = #VERSION ASAP
a a4lx = #VERSION 0.0
alamlp = #VERSION ASAP
alamls = #VERSION ASAP
alaplp = #VERSION ASAP
alapls = #VERSION ASAP
alaplx = #VERSION 0.0
alaslp = #VERSION ASAP
alasls = #VERSION ASAP
alaslx = #VERSION ASAP
alaulp = #VERSION 0.0
alauls = #VERSION 0.0
anapnp = #VERSION 0.0
anapnx = #VERSION 0.0
anaunp = #VERSION 0.0 ASAP data
anauns = #VERSION 0.0 ASAP data
bsdf = #Date: 15/06/98 NOTE: This is preliminary data! The final keydata must
optec_window = #VERSION 0.0
reflectance = #VERSION 0.0

Version: 0.1
Input files:

/disk1/scia/DATA-DIR/RAD_LIMB/10/scia_16091998_113851750.egse_ltf.du1.avg.cal
 and

/disk1/scia/DATA-DIR/RAD_LIMB/10/scia_16091998_113851750.egse_ltf.ru1.avg.cal
Action:
Radiance calibration + divided by calibrated irradiance (f456)+ divded by bsdf
PPG correction filename used: /disk1/scia/DATA-DIR/CORR/latest/ppg.cal
ETALON correction filename used: /disk1/scia/DATA-DIR/CORR/latest/etalon.cal
PIXEL correction filename used: /disk1/scia/DATA-DIR/CORR/latest/dead_bad.pix
WL correction filename used: /disk1/scia/DATA-DIR/CORR/latest/wl.data
STRAYLIGHT correction filename used: /disk1/scia/DATA-DIR/CORR/latest/stray.da
Processing time: Wed Sep 16 14:32:26 1998
Output file name:
/disk1/scia/DATA-DIR/RAD_LIMB/10/scia_16091998_113851750.egse_ltf.du1.avg.cal.
Ambient files:
Ambient Correction file versions ac_ucp = # VERSION 0.0
ac_ucs = #VERSION 0.0
ala4lp = #VERSION ASAP
ala4ls = #VERSION ASAP
a 4lx = #VERSION 0.0
alamlp = #VERSION ASAP
alamls = #VERSION ASAP
alaplp = #VERSION ASAP
alapls = #VERSION ASAP
alaplx = #VERSION 0.0
alaslp = #VERSION ASAP
alasls = #VERSION ASAP
alaslx = #VERSION ASAP
alaulp = #VERSION 0.0
alauls = #VERSION 0.0
anapnp = #VERSION 0.0
anapnx = #VERSION 0.0
anaunp = #VERSION 0.0 ASAP data
anauns = #VERSION 0.0 ASAP data
bsdf = #Date: 15/06/98 NOTE: This is preliminary data! The final keydata must
optec_window = #VERSION 0.0
reflectance = #VERSION 0.0

Version: 0.1
Input files:

/disk1/scia/DATA-DIR/RAD_LIMB/10/scia_16091998_113851750.egse_ltf.du1.avg.cal
 and

/disk1/scia/DATA-DIR/RAD_LIMB/10/scia_16091998_113851750.egse_ltf.ru1.avg.cal
Action:
Generation of PS file
Radiance calibration + divided by calibrated irradiance (f456)+ divded by bsdf
PPG correction filename used: /disk1/scia/DATA-DIR/CORR/latest/ppg.cal
ETALON correction filename used: /disk1/scia/DATA-DIR/CORR/latest/etalon.cal
PIXEL correction filename used: /disk1/scia/DATA-DIR/CORR/latest/dead_bad.pix
WL correction filename used: /disk1/scia/DATA-DIR/CORR/latest/wl.data
STRAYLIGHT correction filename used: /disk1/scia/DATA-DIR/CORR/latest/stray.da
Processing time: Wed Sep 16 14:32:26 1998
Output file name:
/disk1/scia/DATA-DIR/RAD_LIMB/10/scia_16091998_113851750.egse_ltf.du1.avg.cal.
Ambient files:
Ambient Correction file versions ac_ucp = # VERSION 0.0
ac_ucs = #VERSION 0.0
ala4lp = #VERSION ASAP
a 4ls = #VERSION ASAP
a..a4lx = #VERSION 0.0
alamlp = #VERSION ASAP
alamls = #VERSION ASAP
alaplp = #VERSION ASAP
alapls = #VERSION ASAP
alaplx = #VERSION 0.0
alaslp = #VERSION ASAP
alasls = #VERSION ASAP
alaslx = #VERSION ASAP
alaulp = #VERSION 0.0
alauls = #VERSION 0.0
anapnp = #VERSION 0.0
anapnx = #VERSION 0.0
anaunp = #VERSION 0.0 ASAP data
anauns = #VERSION 0.0 ASAP data
bsdf = #Date: 15/06/98 NOTE: This is preliminary data! The final keydata must
optec_window = #VERSION 0.0
reflectance = #VERSION 0.0

Formal Run of Measurement

(Measurement ID) GEW_NDF_Limb

Request for Actual Status		(cross out entries that are **not** requested.)
Request for Modification		(fill in only entries to be modified)
Request for Run	X	(no entries = run based on actual default settings)

Scanner Positions

Azimuth	-45,00	deg
Elevation	-12,70	deg

Timeline for each Data Acquisition Period during Measurement

	1	2	3	4	5	6	7	8	9	10
State ID	38									
Repetitions	10									

State Parameters for States used in Timeline (State ID must be given)

Channel	RET [s] or H#	Co-Adding	PET [s] or H#	Co-Adding	PET [s] or H#	Co-Adding	PET [s] or H#	Co-Adding
1a	0,4	1						
1b	0,4	1						
2b	8	8						
2a	8	8						
3	4	16						
4	2	32						
5	2	32						
6	0,5	64						
7	0,5	64						
8	1	64						
State ID								

Step 24-3
CID 37
at min distance.

RAD_LIMB/11

Stimuli Settings for Existing Blocks in Measurement

Block No	Stimuli Setup ID	PPC [deg]	Polarizer [deg]	Shutter open/close	Acquisition Time [s]	Lambda [nm] Start	Stop	Step	Repetition Factor	Message	OS Setup Time [s]
1	0									RU1	
2	0									DU1	

Measurement Data Description

Test Purpose	CID 37
Remark	
Data Directory	0259_12.4307_Re

Signatures

	Date	Signature
Issued	16-9	
< Performed	16.9	

STEP	ACTION	RESULT	MARKER
Intro	Your name: Date:	Dion Oude Lansink 16-9-'98	
	What's the name of the (main) data input files generated by the EGSE? (*.dat)	scia_160g19g8-17465087g	(A)
	Setup a three-window configuration on your SUN.		see course descr.

Cnstr directory	`cd ~/DATA-DIR/RAD-LIMB ; ls -l`
	highest number in directory?
	New directory: `mkdir <B+1>`
	`ls -l`
	What's now the highest number in directory?
	<C> should be <B> + 1
		10
		
		11
		(Y) / N
			Note: In window DATA-DIR
			(B)
			
			(C)

	directory name is:	`~/DATA-DIR/RAD-LIMB/<C>`	(DIR-NAME)
Copy data	See Analysis sheet: Transfer Data File	(Y) / N	In DATA-DIR window
Cnstr EGSE_LTF	`cal_raw2ltf .` (Error messages are not necessarily fatal; check with SOLAN --in solan window-- whether output file is okay: there should be a signal present, and `dremark1` labels should be filled) `ls -l *.egse_ltf` What's the name of the egse_ltf file <D> should be <A>.egse_ltf	 <A>.egse_ltf (Y) / N	Note: In window DATA-DIR; ***don't forget the dot !!!;*** *May take more than 15 mins.* (D)
Cnstr CAL files	`idl run_averscia` (and select file <D> when asked)		Note: In window IDL

Check CAL files	Dark files:
	`ls -l <DIR-NAME>/*du*.cal`
	size:
	
	`ls -l <DIR-NAME>/*ru*.cal`
		
		146 kB
			
			should be approx 150Kb

size: 146 kb — should be approx 150Kb

Note: all files should be present, if not:
(a) Check file <D> using SOLAN and check whether du, and ru labels are present in dremark1 labels
(b) Check if enough disk space is available (Unix command `df -k | more`).

Print postscript

Print postscript files: `lpr -P<printer> *.ps`

Contents dark file `*du*.avg.cal.ps` should be approx. constant within channels: Y / N → niet gcheck ; probably lights of clean-room showing

Contents light file `*ru*.avg.cal.ps` should resemble white light source: (Y) / N

Contents of `*rel_std*.ps` files should be smaller than 0.01 (pixel 300 -- 800) for all channels. (Y) / N
If not, value is: _____

Add postscript images to logbook, done (Y) / N

Print logfiles `lpr -P<printer> *.log`
Add logfiles to logbook, done (Y) / N

Radiance processing → CORR 160gqP

Run radiance `idl do_radiance` — In IDL window

Check radiance `ls -l * | more` — In DATA-DIR window

Size of file `<D>.du*.avg.cal.p1.cal` 146 kb — should be approx 150Kb

Size of file ~~`<D>.du*.avg.cal.p2.cal`~~
* avg.cal.p2.f455.cal 146 kb
* avg.cal.p2.f851.cal 146 kb

*p1 *.cal.ps
.p2.f45.cal.ps

Check radiance visually	`lpr -P<printer>` `*.p[12] *.cal.ps`	
	Value of P1 and P2 file resemble white light source?	Y / N
	Add postscript images to logbook, done	(Y) / N
Print logfiles	`lpr -P<printer>` `*.p[12] .cal log`	
	Add logfiles to logbook, done	(Y) / N

.p[12].f45.cal.log

Back up	Create 3 sets of backup CDs of directory <DIR-NAME> (One CD has a capacity of 600 Mbytes, the UNIX command `/usr/bin/du -k .` gives the number of kilo bytes in the current directory).	See analysis sheet BackUp
	Name of backup CDs	_____

Sign:	Name	_____
	Date and time	_____
	Signature	_____

```
time       = Wed Sep 16 15:42:19 1998
batch      = du1
Start TOD = Wed 16-Sep-98 13:00:31
End   TOD = Wed 16-Sep-98 13:12:07
Processing= computation of average, standard dev. and rel.standard dev.
```

```
time       = Wed Sep 16 15:41:14 1998
batch      = ru1
Start TOD = Wed 16-Sep-98 12:47:17
End   TOD = Wed 16-Sep-98 13:00:31
Processing= computation of average, standard dev. and rel.standard dev.
```

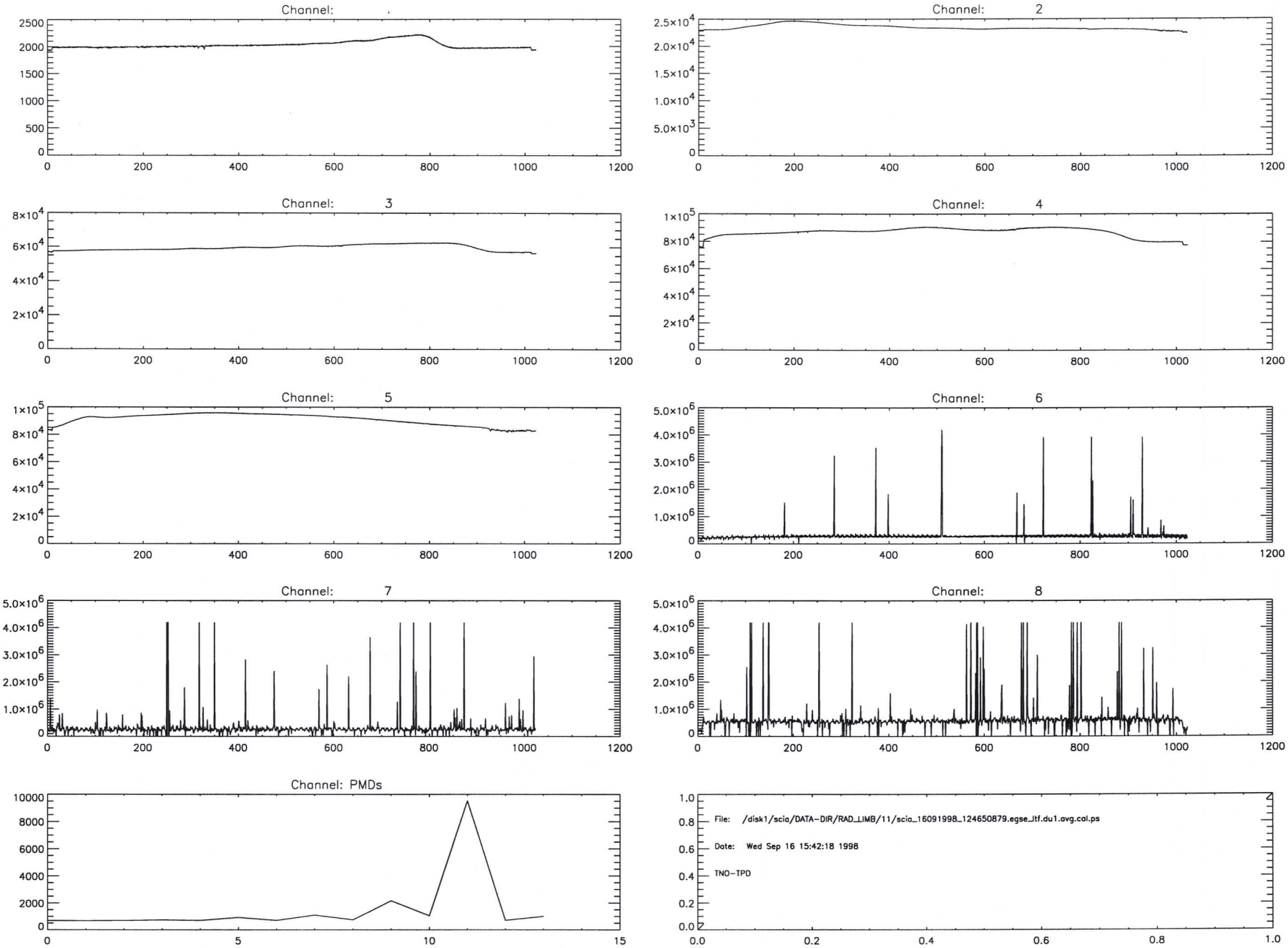
Channel:
Channel: 2
Channel: 3
Channel: 4
Channel: 5
Channel: 6
Channel: 7
Channel: 8
Channel: PMDs
File: /disk1/scia/DATA-DIR/RAD_LIMB/11/scia_16091998_124650879.egse_ltf.du1.avg.col.ps
Date: Wed Sep 16 15:42:18 1998
TNO-TPD

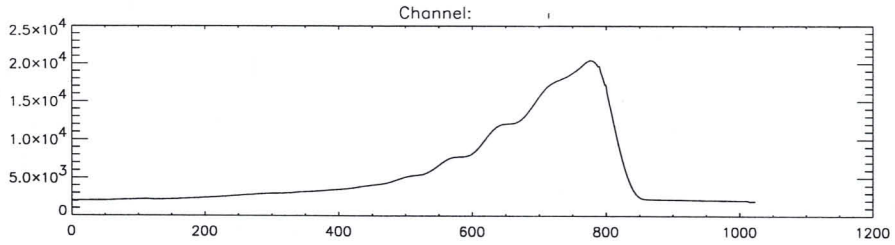
Channel:

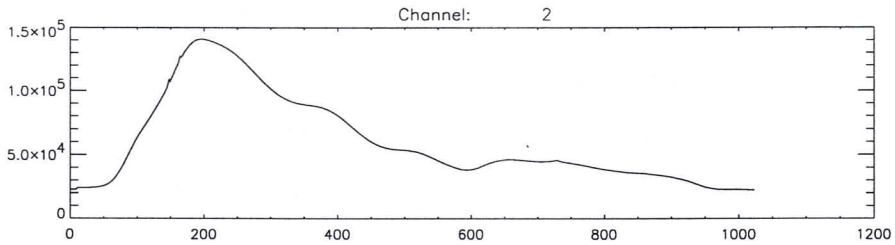
Channel: 2

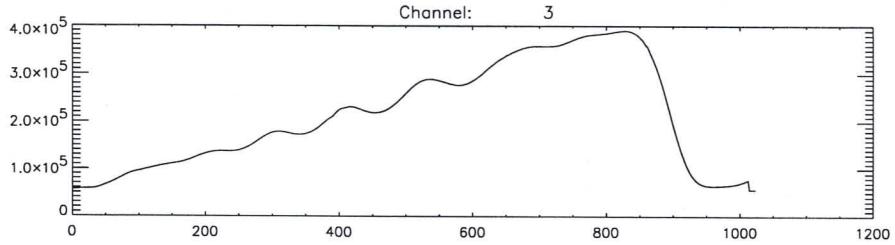
Channel: 3

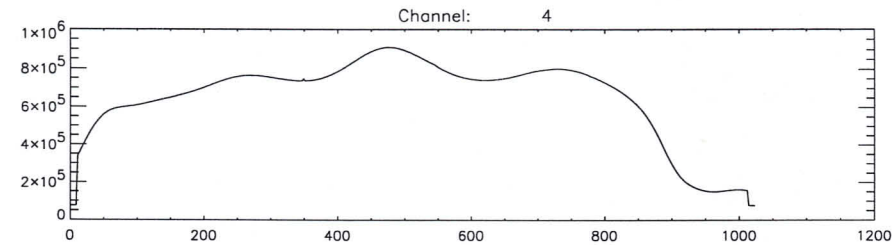
Channel: 4

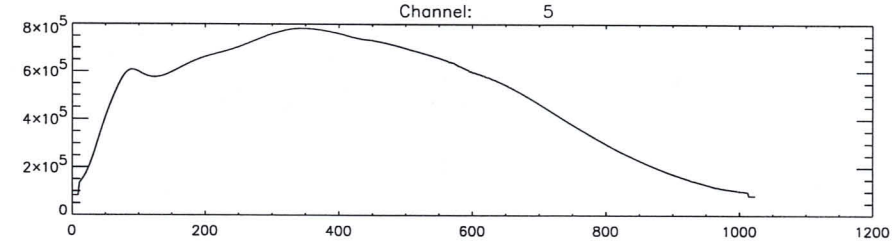
Channel: 5

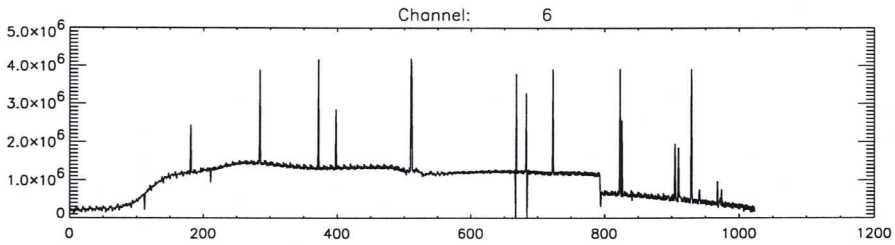
Channel: 6

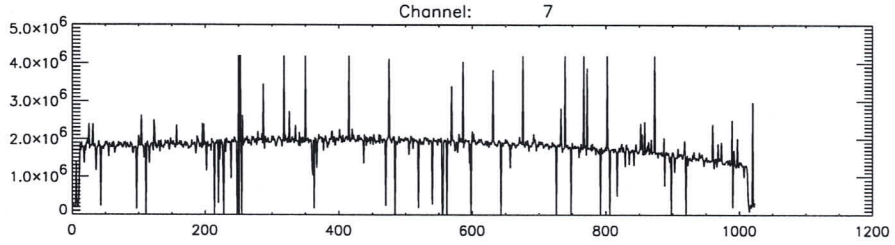
Channel: 7

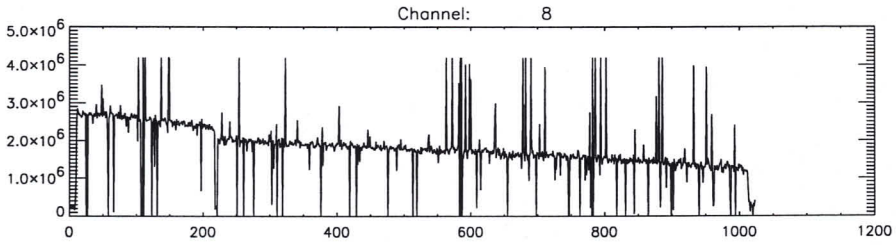
Channel: 8

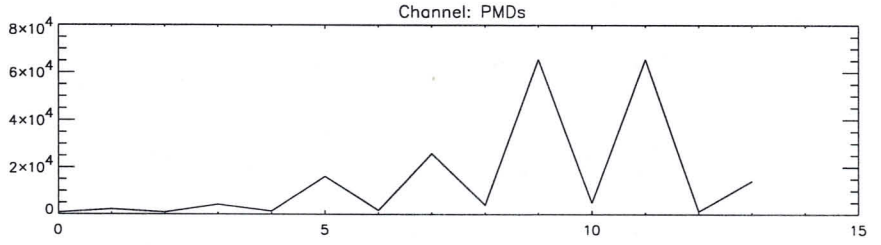
Channel: PMDs

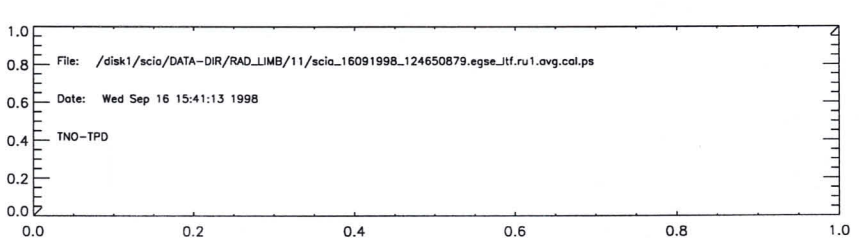
File: /disk1/scia/DATA-DIR/RAD_LIMB/11/scia_16091998_124650879.egse_jtf.ru1.avg.cal.ps
Date: Wed Sep 16 15:41:13 1998
TNO-TPD

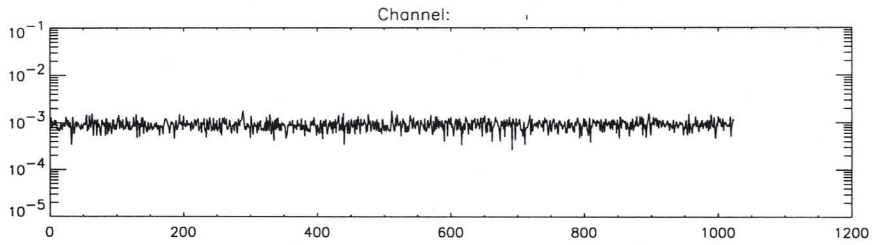
Channel:
10^{-1}
10^{-2}
10^{-3}
10^{-4}
10^{-5}
0
200
400
600
800
1000
1200

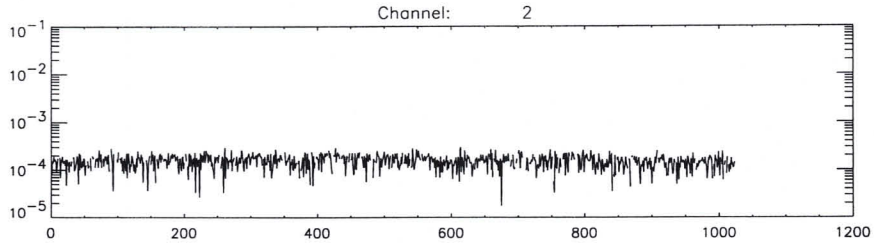
Channel: 2
10^{-1}
10^{-2}
10^{-3}
10^{-4}
10^{-5}
0
200
400
600
800
1000
1200

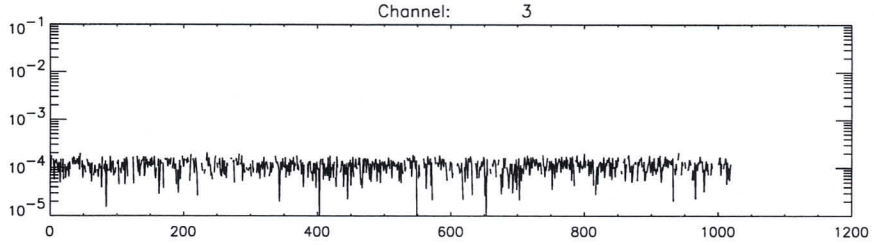
Channel: 3
10^{-1}
10^{-2}
10^{-3}
10^{-4}
10^{-5}
0
200
400
600
800
1000
1200

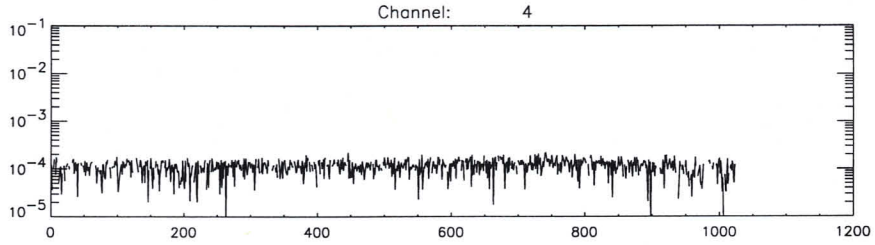
Channel: 4
10^{-1}
10^{-2}
10^{-3}
10^{-4}
10^{-5}
0
200
400
600
800
1000
1200

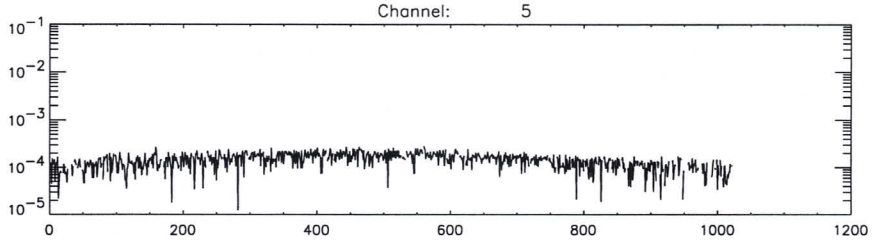
Channel: 5
10^{-1}
10^{-2}
10^{-3}
10^{-4}
10^{-5}
0
200
400
600
800
1000
1200

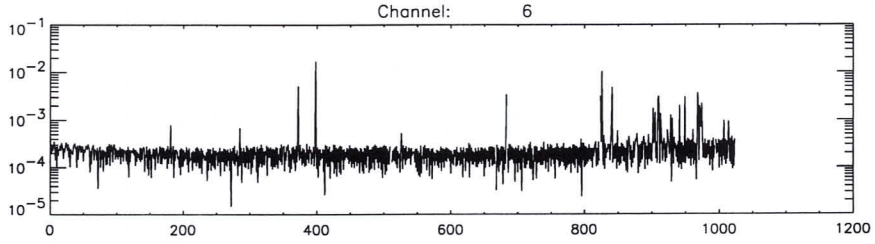
Channel: 6
10^{-1}
10^{-2}
10^{-3}
10^{-4}
10^{-5}
0
200
400
600
800
1000
1200

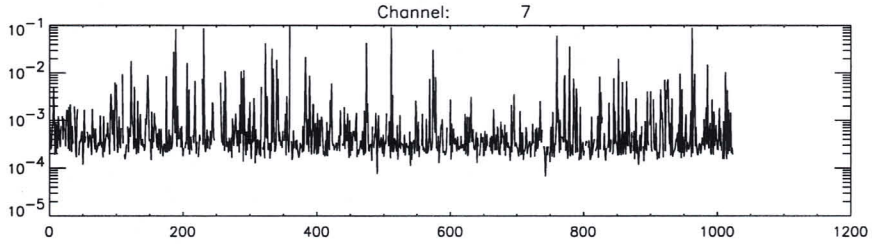
Channel: 7
10^{-1}
10^{-2}
10^{-3}
10^{-4}
10^{-5}
0
200
400
600
800
1000
1200

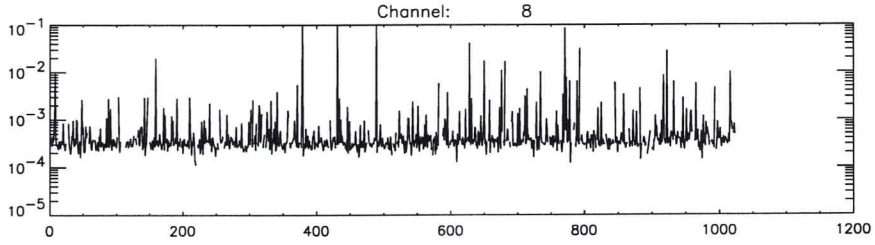
Channel: 8
10^{-1}
10^{-2}
10^{-3}
10^{-4}
10^{-5}
0
200
400
600
800
1000
1200

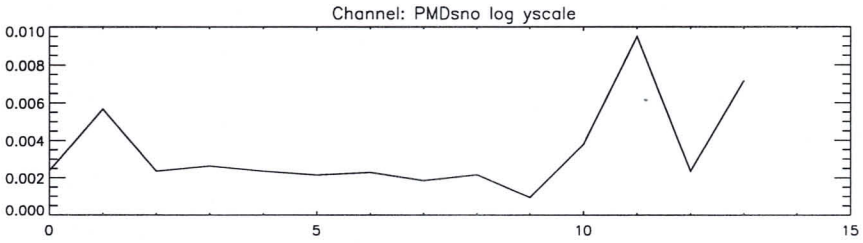
Channel: PMDsno log yscale
0.010
0.008
0.006
0.004
0.002
0.000
0
5
10
15

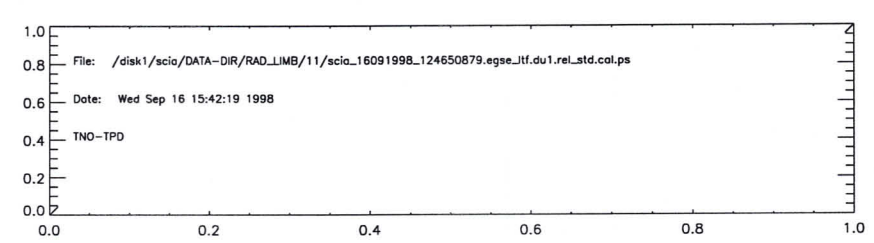
File: /disk1/scia/DATA-DIR/RAD_LIMB/11/scia_16091998_124650879.egse_itf.du1.rel_std.cal.ps
Date: Wed Sep 16 15:42:19 1998
TNO-TPD
1.0
0.8
0.6
0.4
0.2
0.0
0.0
0.2
0.4
0.6
0.8
1.0

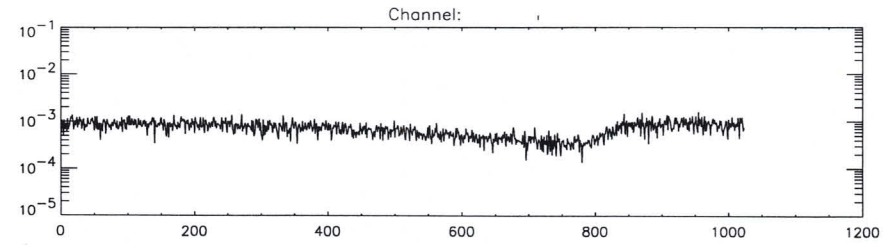
Channel:
10^{-1}
10^{-2}
10^{-3}
10^{-4}
10^{-5}
0
200
400
600
800
1000
1200

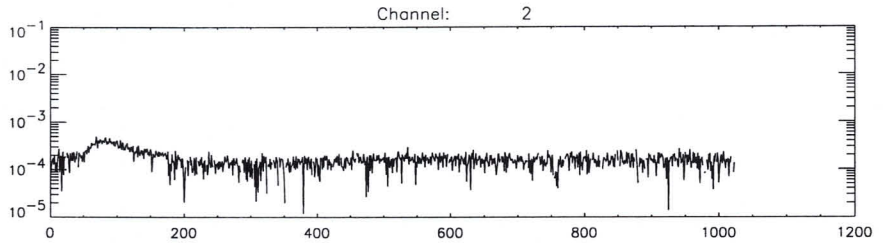
Channel: 2
10^{-1}
10^{-2}
10^{-3}
10^{-4}
10^{-5}
0
200
400
600
800
1000
1200

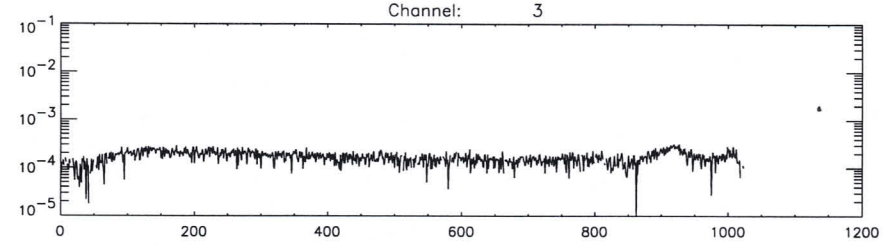
Channel: 3
10^{-1}
10^{-2}
10^{-3}
10^{-4}
10^{-5}
0
200
400
600
800
1000
1200

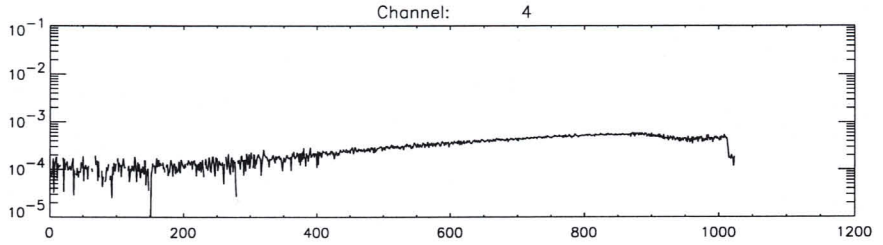
Channel: 4
10^{-1}
10^{-2}
10^{-3}
10^{-4}
10^{-5}
0
200
400
600
800
1000
1200

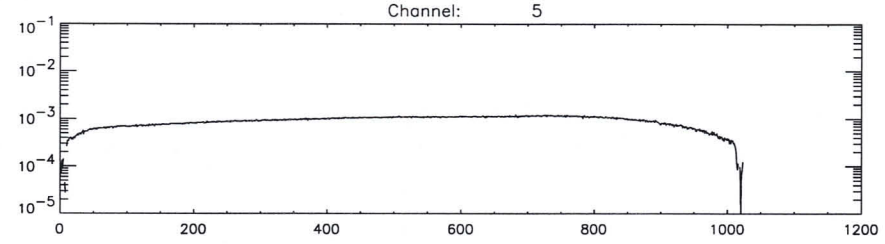
Channel: 5
10^{-1}
10^{-2}
10^{-3}
10^{-4}
10^{-5}
0
200
400
600
800
1000
1200

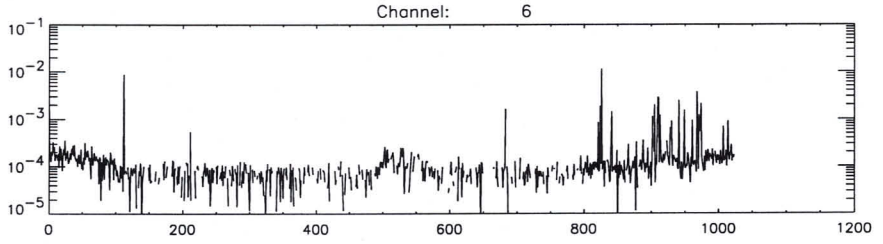
Channel: 6
10^{-1}
10^{-2}
10^{-3}
10^{-4}
10^{-5}
0
200
400
600
800
1000
1200

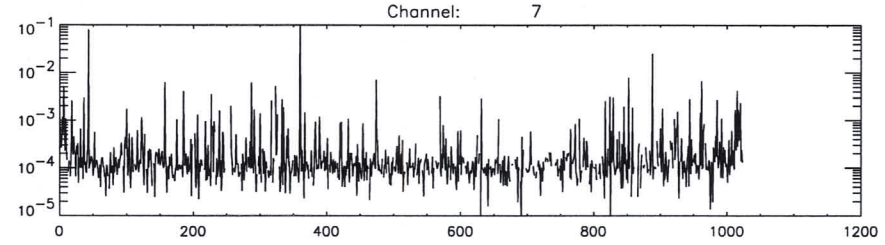
Channel: 7
10^{-1}
10^{-2}
10^{-3}
10^{-4}
10^{-5}
0
200
400
600
800
1000
1200

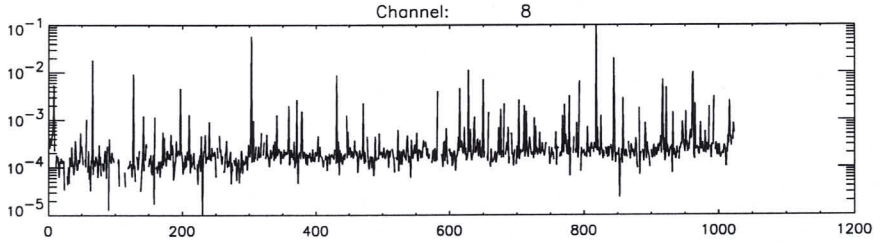
Channel: 8
10^{-1}
10^{-2}
10^{-3}
10^{-4}
10^{-5}
0
200
400
600
800
1000
1200

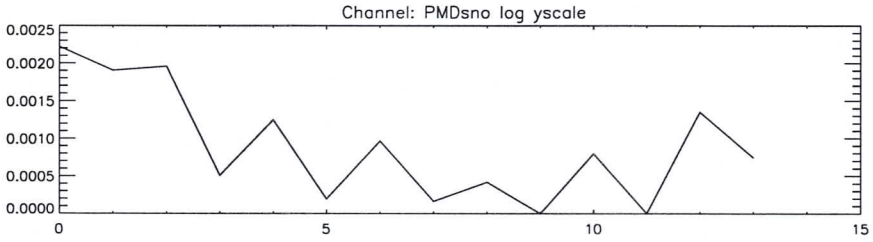
Channel: PMDsno log yscale
0.0025
0.0020
0.0015
0.0010
0.0005
0.0000
0
5
10
15

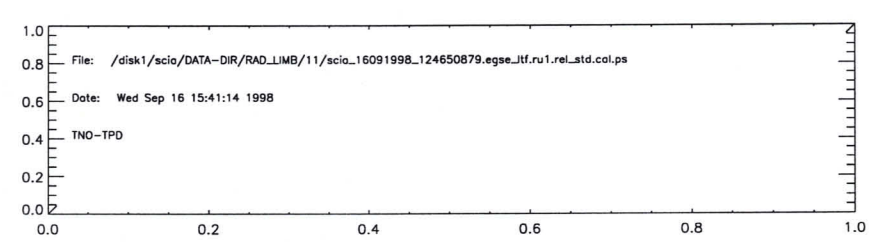
1.0
0.8
0.6
0.4
0.2
0.0
File: /disk1/scia/DATA-DIR/RAD_LIMB/11/scia_16091998_124650879.egse_ltf.ru1.rel_std.col.ps
Date: Wed Sep 16 15:41:14 1998
TNO-TPD
0.0
0.2
0.4
0.6
0.8
1.0

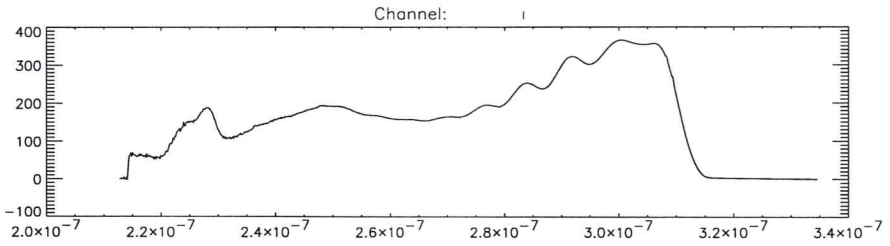
Channel: 1
400
300
200
100
0
−100
2.0×10−7
2.2×10−7
2.4×10−7
2.6×10−7
2.8×10−7
3.0×10−7
3.2×10−7
3.4×10−7

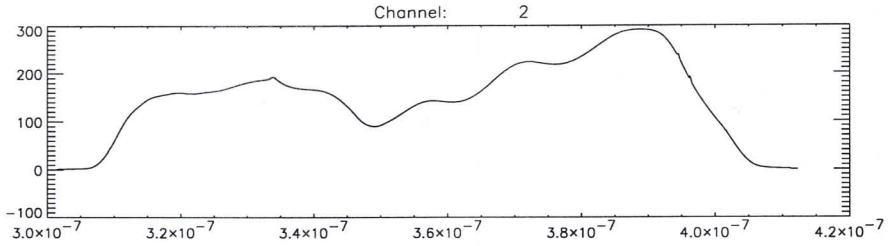
Channel: 2
300
200
100
0
−100
3.0×10−7
3.2×10−7
3.4×10−7
3.6×10−7
3.8×10−7
4.0×10−7
4.2×10−7

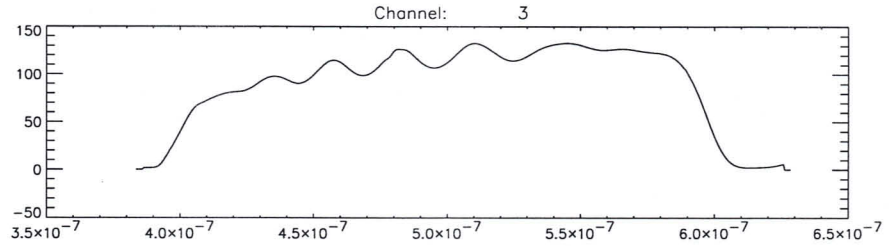
Channel: 3
150
100
50
0
−50
3.5×10−7
4.0×10−7
4.5×10−7
5.0×10−7
5.5×10−7
6.0×10−7
6.5×10−7

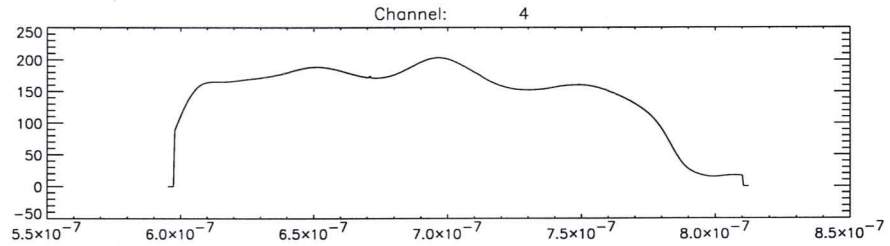
Channel: 4
250
200
150
100
50
0
−50
5.5×10−7
6.0×10−7
6.5×10−7
7.0×10−7
7.5×10−7
8.0×10−7
8.5×10−7

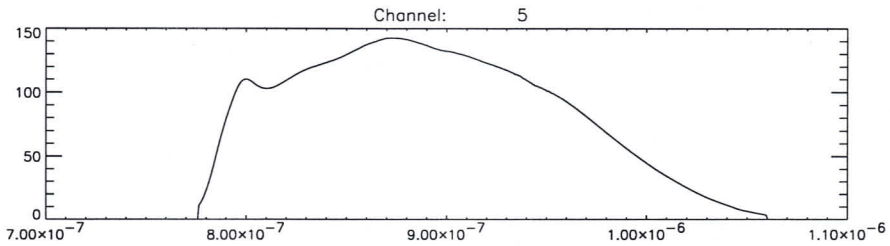
Channel: 5
150
100
50
0
7.00×10−7
8.00×10−7
9.00×10−7
1.00×10−6
1.10×10−6

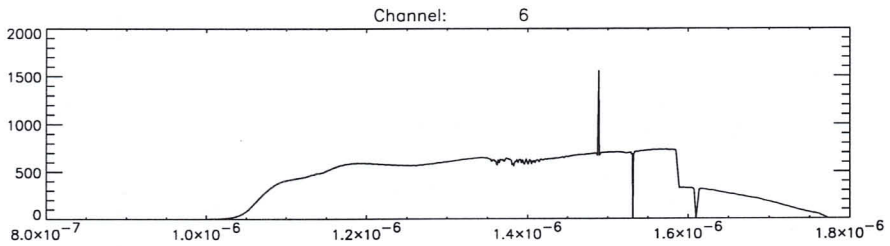
Channel: 6
2000
1500
1000
500
0
8.0×10−7
1.0×10−6
1.2×10−6
1.4×10−6
1.6×10−6
1.8×10−6

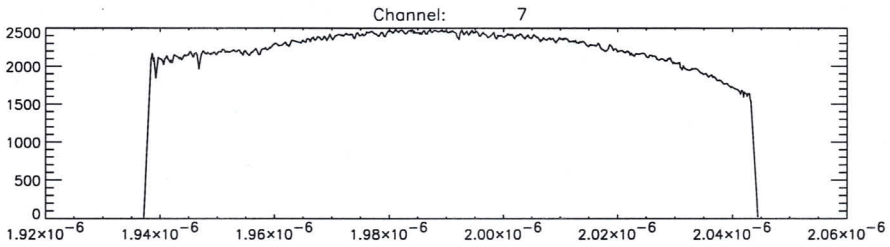
Channel: 7
2500
2000
1500
1000
500
0
1.92×10−6
1.94×10−6
1.96×10−6
1.98×10−6
2.00×10−6
2.02×10−6
2.04×10−6
2.06×10−6

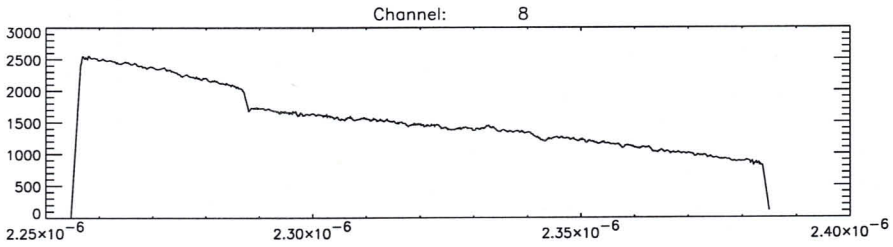
Channel: 8
3000
2500
2000
1500
1000
500
0
2.25×10−6
2.30×10−6
2.35×10−6
2.40×10−6

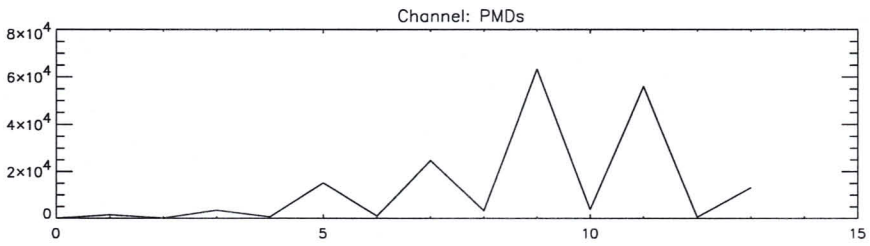
Channel: PMDs
8×10^4
6×10^4
4×10^4
2×10^4
0
0
5
10
15

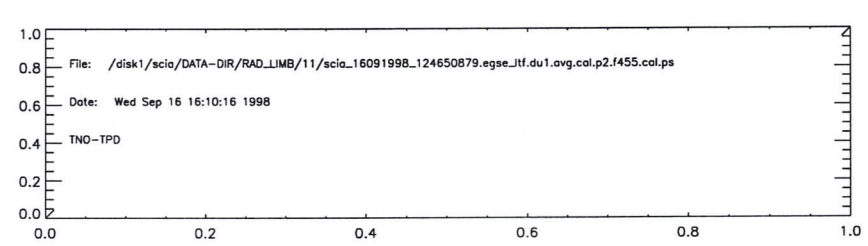
1.0
0.8
0.6
0.4
0.2
0.0
File: /disk1/scia/DATA-DIR/RAD_LIMB/11/scia_16091998_124650879.egse_ltf.du1.avg.cal.p2.f455.cal.ps
Date: Wed Sep 16 16:10:16 1998
TNO-TPD
0.0
0.2
0.4
0.6
0.8
1.0

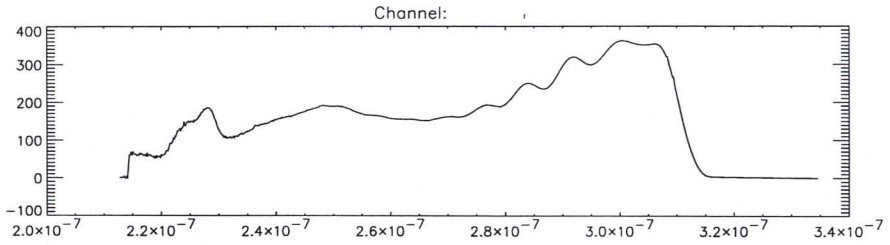
Channel:
400
300
200
100
0
−100
2.0×10−7
2.2×10−7
2.4×10−7
2.6×10−7
2.8×10−7
3.0×10−7
3.2×10−7
3.4×10−7

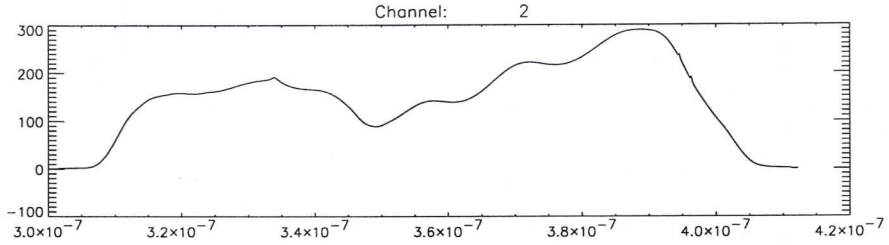
Channel: 2
300
200
100
0
−100
3.0×10−7
3.2×10−7
3.4×10−7
3.6×10−7
3.8×10−7
4.0×10−7
4.2×10−7

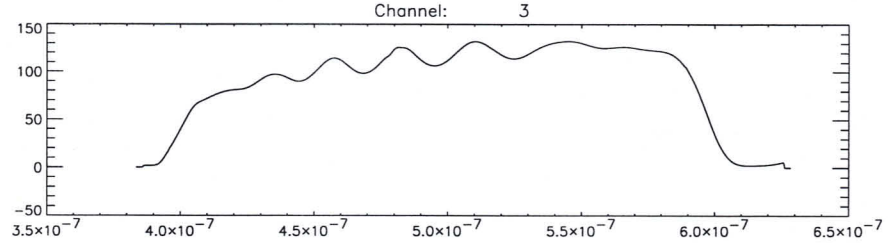
Channel: 3
150
100
50
0
−50
3.5×10−7
4.0×10−7
4.5×10−7
5.0×10−7
5.5×10−7
6.0×10−7
6.5×10−7

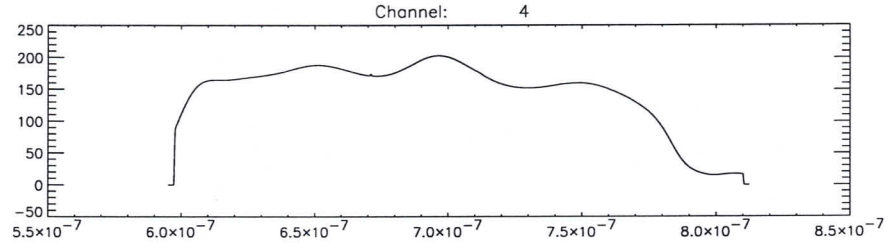
Channel: 4
250
200
150
100
50
0
−50
5.5×10−7
6.0×10−7
6.5×10−7
7.0×10−7
7.5×10−7
8.0×10−7
8.5×10−7

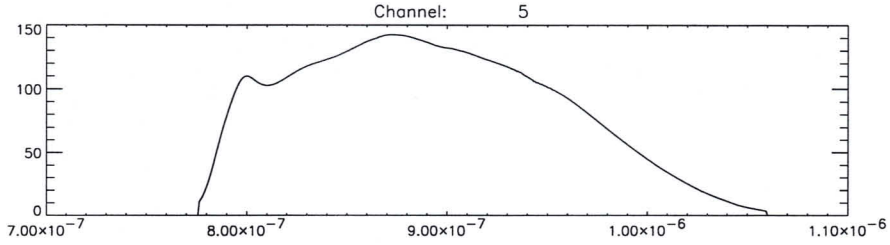
Channel: 5
150
100
50
0
7.00×10−7
8.00×10−7
9.00×10−7
1.00×10−6
1.10×10−6

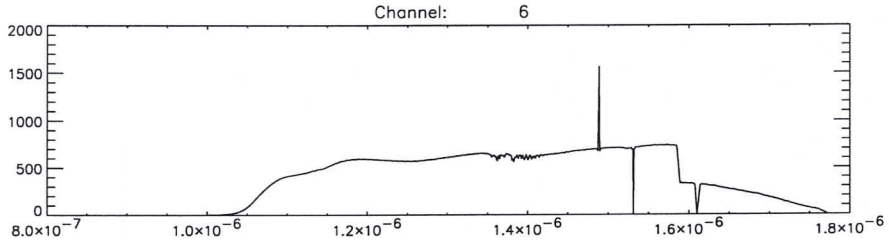
Channel: 6
2000
1500
1000
500
0
8.0×10−7
1.0×10−6
1.2×10−6
1.4×10−6
1.6×10−6
1.8×10−6

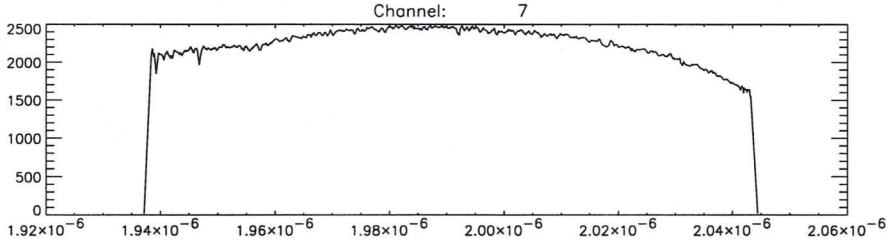
Channel: 7
2500
2000
1500
1000
500
0
1.92×10−6
1.94×10−6
1.96×10−6
1.98×10−6
2.00×10−6
2.02×10−6
2.04×10−6
2.06×10−6

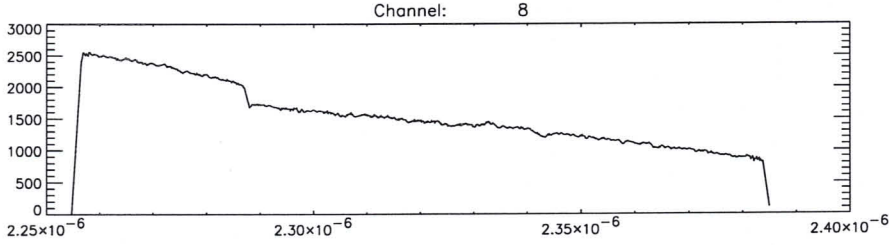
Channel: 8
3000
2500
2000
1500
1000
500
0
2.25×10−6
2.30×10−6
2.35×10−6
2.40×10−6

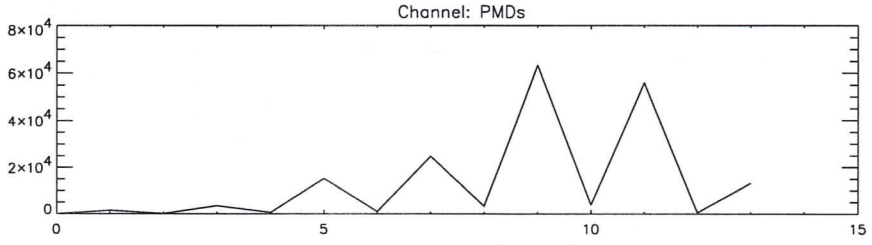
Channel: PMDs
8×10^4
6×10^4
4×10^4
2×10^4
0
0
5
10
15

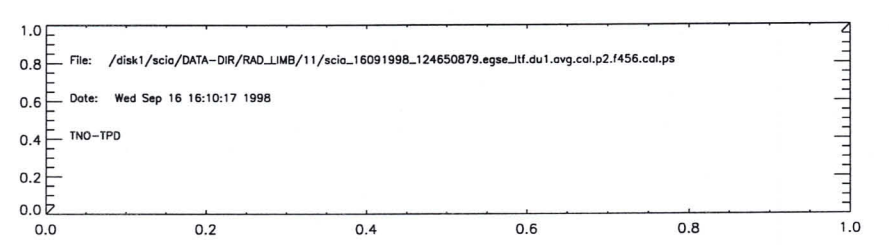
1.0
0.8
0.6
0.4
0.2
0.0
File: /disk1/scia/DATA-DIR/RAD_LIMB/11/scia_16091998_124650879.egse_ltf.du1.avg.cal.p2.f456.cal.ps
Date: Wed Sep 16 16:10:17 1998
TNO-TPD
0.0
0.2
0.4
0.6
0.8
1.0

Version: 0.1
Input files:

/disk1/scia/DATA-DIR/RAD_LIMB/11/scia_16091998_124650879.egse_ltf.du1.avg.cal
 and

/disk1/scia/DATA-DIR/RAD_LIMB/11/scia_16091998_124650879.egse_ltf.ru1.avg.cal
Action:
Radiance calibration + divided by calibrated irradiance (f455) + divded by bsd
PPG correction filename used: /disk1/scia/DATA-DIR/CORR/160998/ppg.cal
ETALON correction filename used: /disk1/scia/DATA-DIR/CORR/160998/etalon.cal
PIXEL correction filename used: /disk1/scia/DATA-DIR/CORR/160998/dead_bad.pix
WL correction filename used: /disk1/scia/DATA-DIR/CORR/160998/wl.data
STRAYLIGHT correction filename used: /disk1/scia/DATA-DIR/CORR/160998/stray.da
Processing time: Wed Sep 16 16:10:16 1998
Output file name:
/disk1/scia/DATA-DIR/RAD_LIMB/11/scia_16091998_124650879.egse_ltf.du1.avg.cal.
Ambient files:
Ambient Correction file versions ac_ucp = # VERSION 0.0
ac_ucs = #VERSION 0.0
ala4lp = #VERSION ASAP
ala4ls = #VERSION ASAP
ɛ 4lx = #VERSION 0.0
alamlp = #VERSION ASAP
alamls = #VERSION ASAP
alaplp = #VERSION ASAP
alapls = #VERSION ASAP
alaplx = #VERSION 0.0
alaslp = #VERSION ASAP
alasls = #VERSION ASAP
alaslx = #VERSION ASAP
alaulp = #VERSION 0.0
alauls = #VERSION 0.0
anapnp = #VERSION 0.0
anapnx = #VERSION 0.0
anaunp = #VERSION 0.0 ASAP data
anauns = #VERSION 0.0 ASAP data
bsdf = #Date: 15/06/98 NOTE: This is preliminary data! The final keydata must
optec_window = #VERSION 0.0
reflectance = #VERSION 0.0

Version: 0.1
Input files:

/disk1/scia/DATA-DIR/RAD_LIMB/11/scia_16091998_124650879.egse_ltf.du1.avg.cal
 and

/disk1/scia/DATA-DIR/RAD_LIMB/11/scia_16091998_124650879.egse_ltf.ru1.avg.cal
Action:
Radiance calibration + divided by calibrated irradiance (f456)+ divded by bsdf
PPG correction filename used: /disk1/scia/DATA-DIR/CORR/160998/ppg.cal
ETALON correction filename used: /disk1/scia/DATA-DIR/CORR/160998/etalon.cal
PIXEL correction filename used: /disk1/scia/DATA-DIR/CORR/160998/dead_bad.pix
WL correction filename used: /disk1/scia/DATA-DIR/CORR/160998/wl.data
STRAYLIGHT correction filename used: /disk1/scia/DATA-DIR/CORR/160998/stray.da
Processing time: Wed Sep 16 16:10:16 1998
Output file name:
/disk1/scia/DATA-DIR/RAD_LIMB/11/scia_16091998_124650879.egse_ltf.du1.avg.cal.
Ambient files:
Ambient Correction file versions ac_ucp = # VERSION 0.0
ac_ucs = #VERSION 0.0
ala4lp = #VERSION ASAP
ala4ls = #VERSION ASAP
a 4lx = #VERSION 0.0
alamlp = #VERSION ASAP
alamls = #VERSION ASAP
alaplp = #VERSION ASAP
alapls = #VERSION ASAP
alaplx = #VERSION 0.0
alaslp = #VERSION ASAP
alasls = #VERSION ASAP
alaslx = #VERSION ASAP
alaulp = #VERSION 0.0
alauls = #VERSION 0.0
anapnp = #VERSION 0.0
anapnx = #VERSION 0.0
anaunp = #VERSION 0.0 ASAP data
anauns = #VERSION 0.0 ASAP data
bsdf = #Date: 15/06/98 NOTE: This is preliminary data! The final keydata must
optec_window = #VERSION 0.0
reflectance = #VERSION 0.0

Formal Run of Measurement

(Measurement ID) IRRAD_LIMB

Request for Actual Status		(cross out entries that are **not** requested.)
Request for Modification		(fill in only entries to be modified)
Request for Run	X	(no entries = run based on actual default settings)

Scanner Positions

Azimuth	−45.000	deg
Elevation	+165.00	deg

Timeline for each Data Acquisition Period during Measurement

	1	2	3	4	5	6	7	8	9	10
State ID	39									
Repetitions	10									

State Parameters for States used in Timeline (State ID must be given)

Channel	PEI [s] or H#	Co-Adding	PET [s] or H#	Co-Adding	PET [s] or H#	Co-Adding	PET [s] or H#	Co-Adding
1a	64	1						
1b	64	1						
2b	64	1						
2a	64	1						
3	16	4						
4	4	16						
5	8	8						
6	2	32						
7	1	64						
8	2	32						
State ID								

FEL lamp bare at minimum distance

Ver zadaj

Stimuli Settings for Existing Blocks in Measurement

Block No	Stimuli Setup ID	PPC [deg]	Polarizer [deg]	Shutter open/close	Acquisition Time [s]	Lambda [nm] Start	Stop	Step	Repetition Factor	Message	OS Setup Time [s]
1	0	-	-	-	-	-	-	0	1	IV1	0
2	0	-	-	-	-	-	-	0	1	OV1	0

Measurement Data Description

Test Purpose	UID 29
Remark	
Data Directory	026Q_00.59.35_IRRAD_LIMB

Signatures

	Date	Signature
Issued	17/9/98	
< Performed	17/9/98	

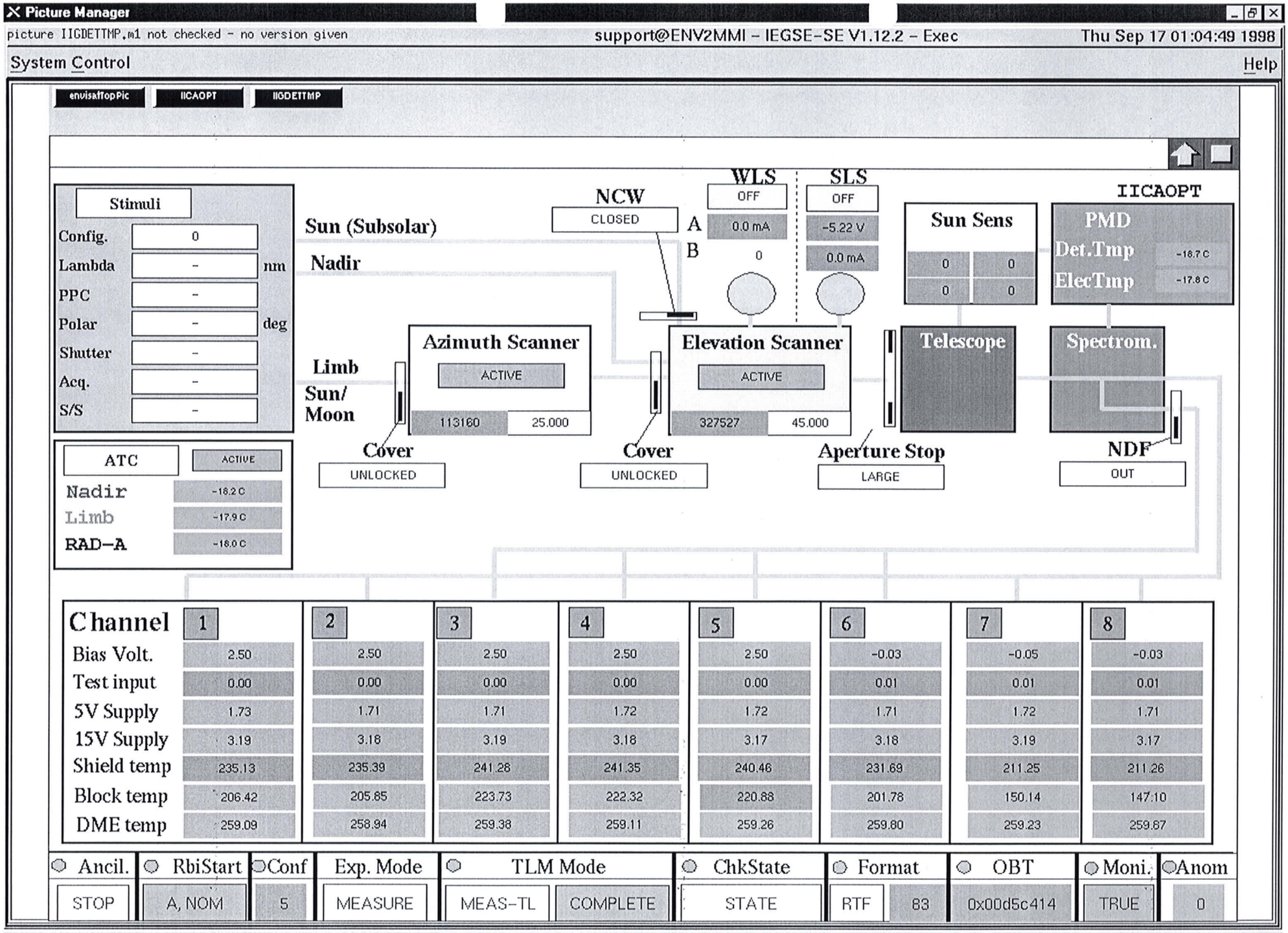
Picture Manager
picture IIGDETTMP.m1 not checked - no version given
support@ENV2MMI - IEGSE-SE V1.12.2 - Exec
Thu Sep 17 01:04:49 1998
System Control
Help
envisatTopPic
IICAOPT
IIGDETTMP
Stimuli
Config. 0
Lambda - nm
PPC -
Polar - deg
Shutter -
Acq. -
S/S -
ATC ACTIVE
Nadir -18.2 C
Limb -17.9 C
RAD-A -18.0 C
Sun (Subsolar)
Nadir
Limb
Sun/
Moon
NCW
CLOSED
WLS
OFF
A 0.0 mA
B 0
SLS
OFF
-5.22 V
0.0 mA
Sun Sens
0 0
0 0
IICAOPT
PMD
Det.Tmp -16.7 C
ElecTmp -17.8 C
Azimuth Scanner
ACTIVE
113160 25.000
Elevation Scanner
ACTIVE
327527 45.000
Telescope
Spectrom.
Cover
UNLOCKED
Cover
UNLOCKED
Aperture Stop
LARGE
NDF
OUT
Channel 1 2 3 4 5 6 7 8
Bias Volt. 2.50 2.50 2.50 2.50 2.50 -0.03 -0.05 -0.03
Test input 0.00 0.00 0.00 0.00 0.00 0.01 0.01 0.01
5V Supply 1.73 1.71 1.71 1.72 1.72 1.71 1.72 1.71
15V Supply 3.19 3.18 3.19 3.18 3.17 3.18 3.19 3.17
Shield temp 235.13 235.39 241.26 241.35 240.46 231.69 211.25 211.26
Block temp 206.42 205.85 223.73 222.32 220.88 201.78 150.14 147.10
DME temp 259.09 258.94 259.38 259.11 259.26 259.80 259.23 259.67
Ancil. STOP
RbiStart A, NOM
Conf 5
Exp. Mode MEASURE
TLM Mode MEAS-TL COMPLETE
ChkState STATE
Format RTF 83
OBT 0x00d5c414
Moni. TRUE
Anom 0

STEP	ACTION	RESULT	MARKER
Intro	Your name: Date:	PJ scia 17 09 1998 – 01032450	
	What's the name of the (main) data input files that you want to store on the SUN named `scia6`?	170998	(A)
	Setup a three-window configuration on your SUN.		See course descr.
Do Transfer	Be sure that you are in the directory you want your files in ftp <internet-address>, where you can find the address of the PC in the file `/etc/hosts` (entry: cdwpc). The address will also be next to you on paper (most probably). When asked for user, fill in: `anonymous`, when asked for an email address, fill in your email address on TPD. Set in binary: `binary` `mget *` (and return `y` to every file). `bye`	verzadigd	In DATA-DIR window In DATA window Approx. 140 kB

Sign: Name, Date and time, Signature — PJ 17 09 98 2:09

Marker

STEP	ACTION	RESULT	MARKER
Intro	Your name: Date:	PD 170998	
	What's the name of the (main) data input files generated by the EGSE? `(*.dat)`	_sola_170998-010324540.	
	Setup a three-window configuration on your SUN.		see course descr.

Cnstr directory	`cd ~/DATA-DIR/IRRAD`
	`; ls -l`
	highest number in directory?
		31	Note: In window DATA-DIR
			(B)

	New directory: `mkdir <B+1>` `ls -l` What's now the highest number in directory? <C> should be <B> + 1 directory name is:	32 Y N `~/DATA-DIR/IRRAD/<C>`	(C) (DIR-NAME)
Copy data	See Analysis sheet: Transfer Data File	Y N	In DATA-DIR window
Cnstr EGSE_LTF	`cal_raw2ltf .` (Error messages are not necessarily fatal; check with SOLAN --in solan window-- whether output file is okay: there should be a signal present, and `dremark1` labels should be filled) `ls -l *.egse_ltf` What's the name of the egse_ltf file <D> should be <A>.egse_ltf	Y N ja	Note: In window DATA-DIR; ***don't forget the dot !!!;*** *May take more than 15 mins.* (D)
Cnstr CAL files	`idl run_averscia` (and select file <D> when asked)		Note: In window IDL
Check CAL files	Dark files: `ls -l *du*.cal`		In DATA-DIR window

size: 146kb should be approx 150Kb

`ls -l *iu*.cal`

size: 146kb. should be approx 150Kb

Note: all files should be present, if not:

(a) Check file <D> using SOLAN and check whether DU, and IU labels are present in dremark1 labels
(b) Check if enough disk space is available (Unix command `df -k | more`).

Print postscript

Print postscript files:

`lpr -P<printer> *.ps`
Contents dark file `*du*.avg.cal.ps` should be approx. constant within channels: Y / N
Contents light file `*iu*.avg.cal.ps` should resemble white light source: Y / N

Verzadigd

Contents of `*rel_std*.ps` files should be smaller than 0.01 (pixel 300 -- 800) for all channels. Y / N
If not, value is: _____

Add postscript images to logbook, done (Y) / N

Print logfiles

`lpr -P<printer> *.log`
Add logfiles to logbook, done (Y) / N

Pd 170998 2:18

If you have received the [illegible] distance!

	LOG SHEET SCHIAMACHY CALIBRATION	
Date/Time	Description of action	Measurement directory
17/9/98	M te Plate, PJ Nijssen, Lou van der Spek.	
*	Hele bare FEL lamp opstelling opgebouwd en uitgelijnd	
*	Daarnaast nieuwe shutter gemaakt in de werkplaats. Van ALDPE → goed zwart ook in NIR.	
*	Meting gedaan at minimum distance en geanalyseerd. → zeer sterk verzadigd.	
*	PJ heeft alle filenames, temperaturen en mapnummers uitgezocht en verwerkt in overdrachtsheet. PJ moet voorgedragen worden voor "employee of the month" award.	1
*	Meting at min. distance overgedaan met nieuwe PETS.	

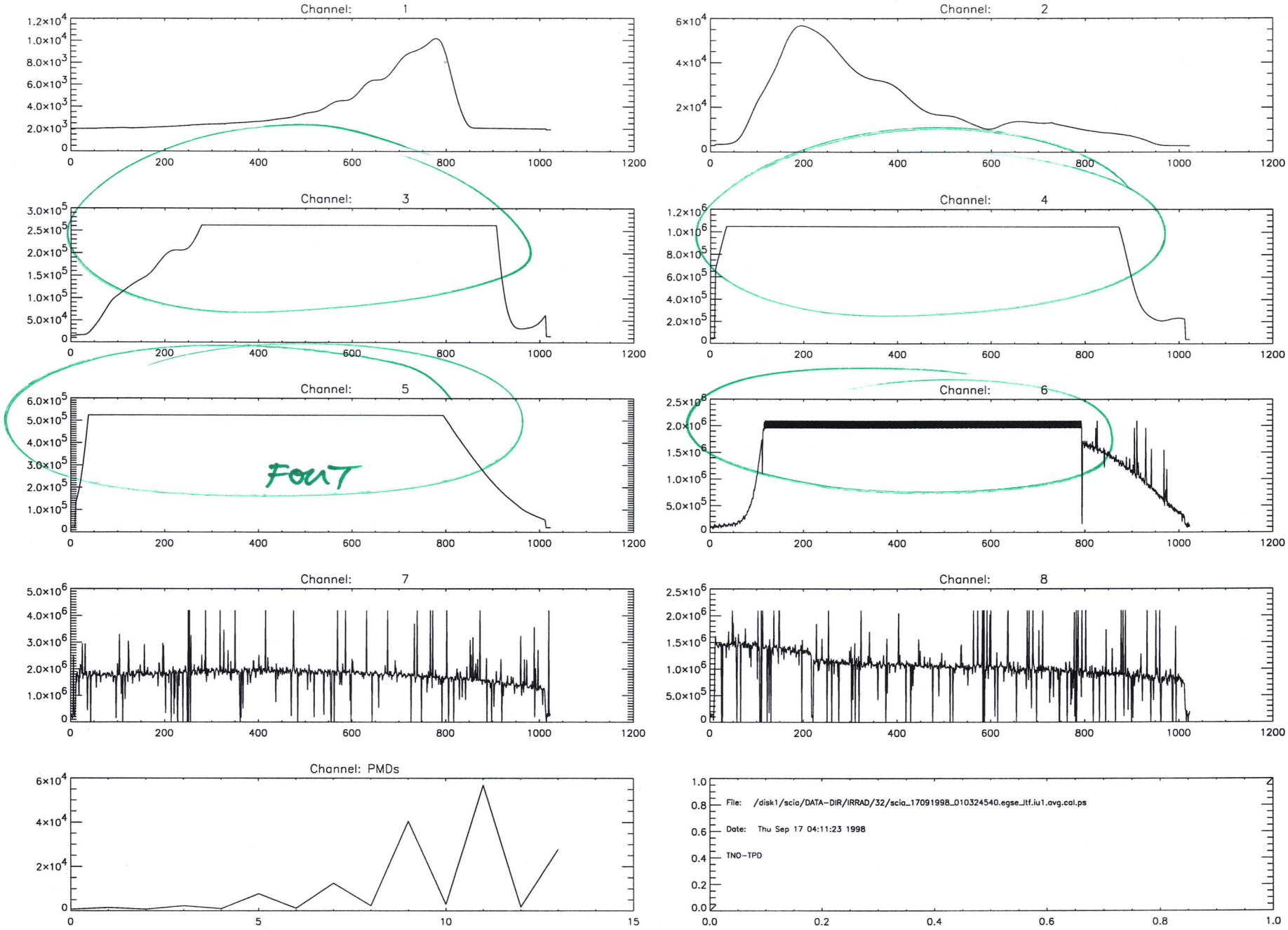
Channel: 1
Channel: 2
Channel: 3
Channel: 4
Channel: 5
FOUT
Channel: 6
Channel: 7
Channel: 8
Channel: PMDs
File: /disk1/scia/DATA-DIR/IRRAD/32/scia_17091998_010324540.egse_itf.iu1.avg.cal.ps
Date: Thu Sep 17 04:11:23 1998
TNO-TPD

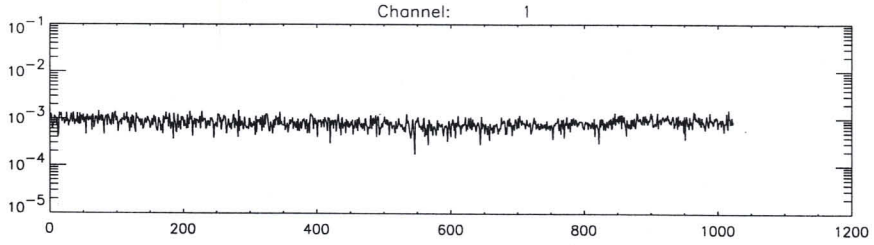
Channel: 1

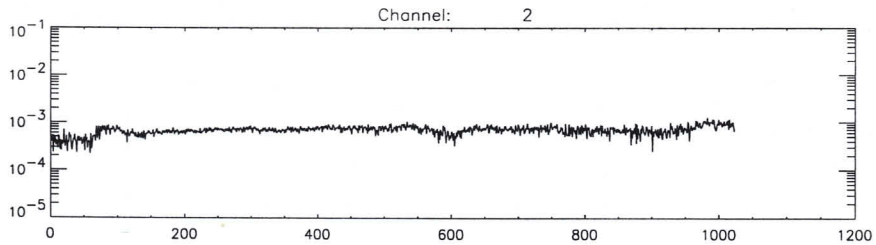
Channel: 2

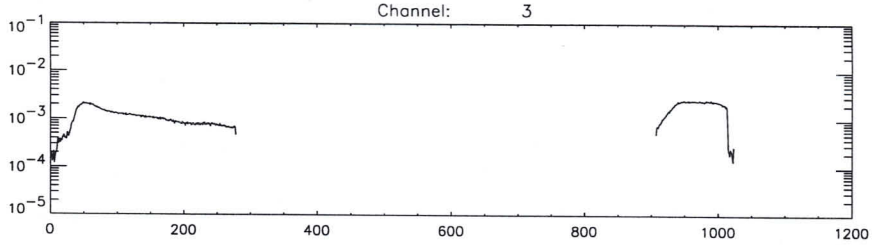
Channel: 3

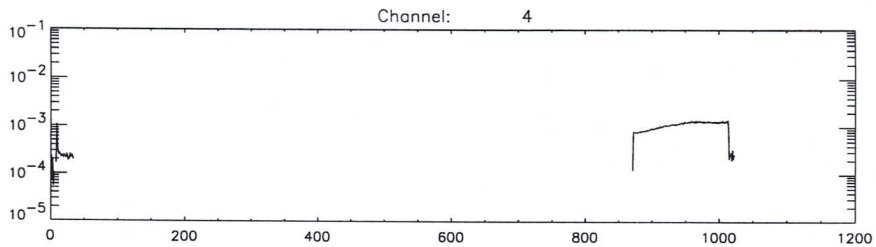
Channel: 4

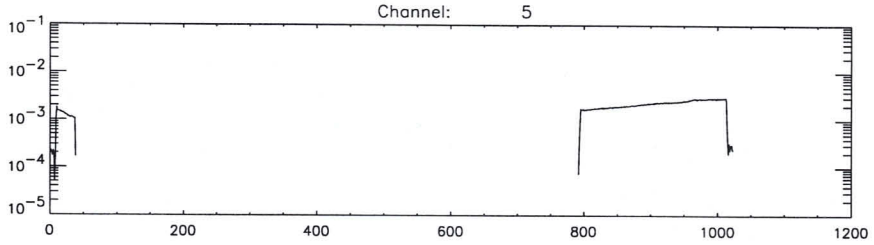
Channel: 5

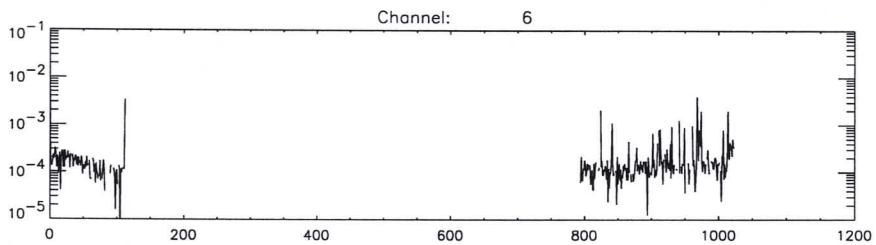
Channel: 6

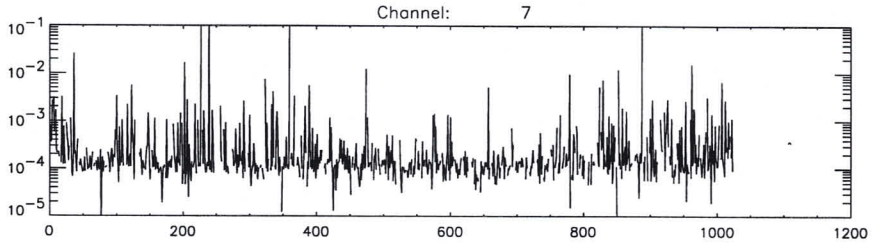
Channel: 7

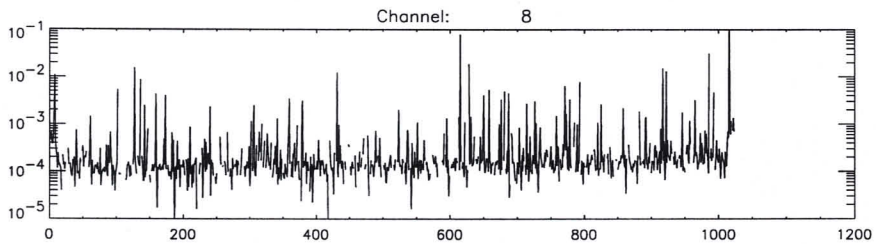
Channel: 8

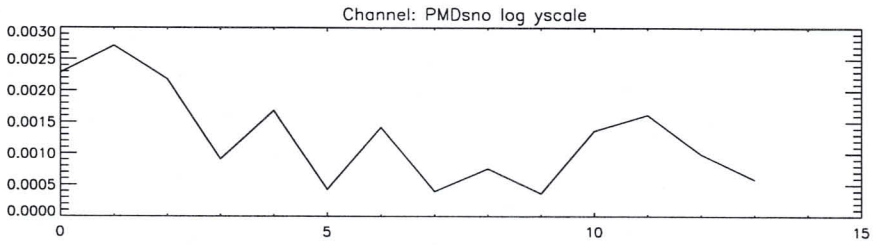
Channel: PMDsno log yscale

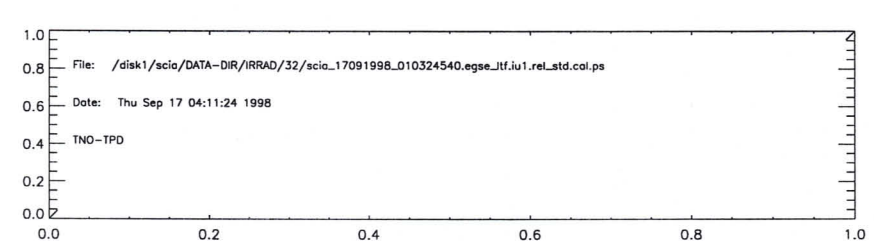
File: /disk1/scia/DATA-DIR/IRRAD/32/scia_17091998_010324540.egse_ltf.iu1.rel_std.cal.ps
Date: Thu Sep 17 04:11:24 1998
TNO-TPD

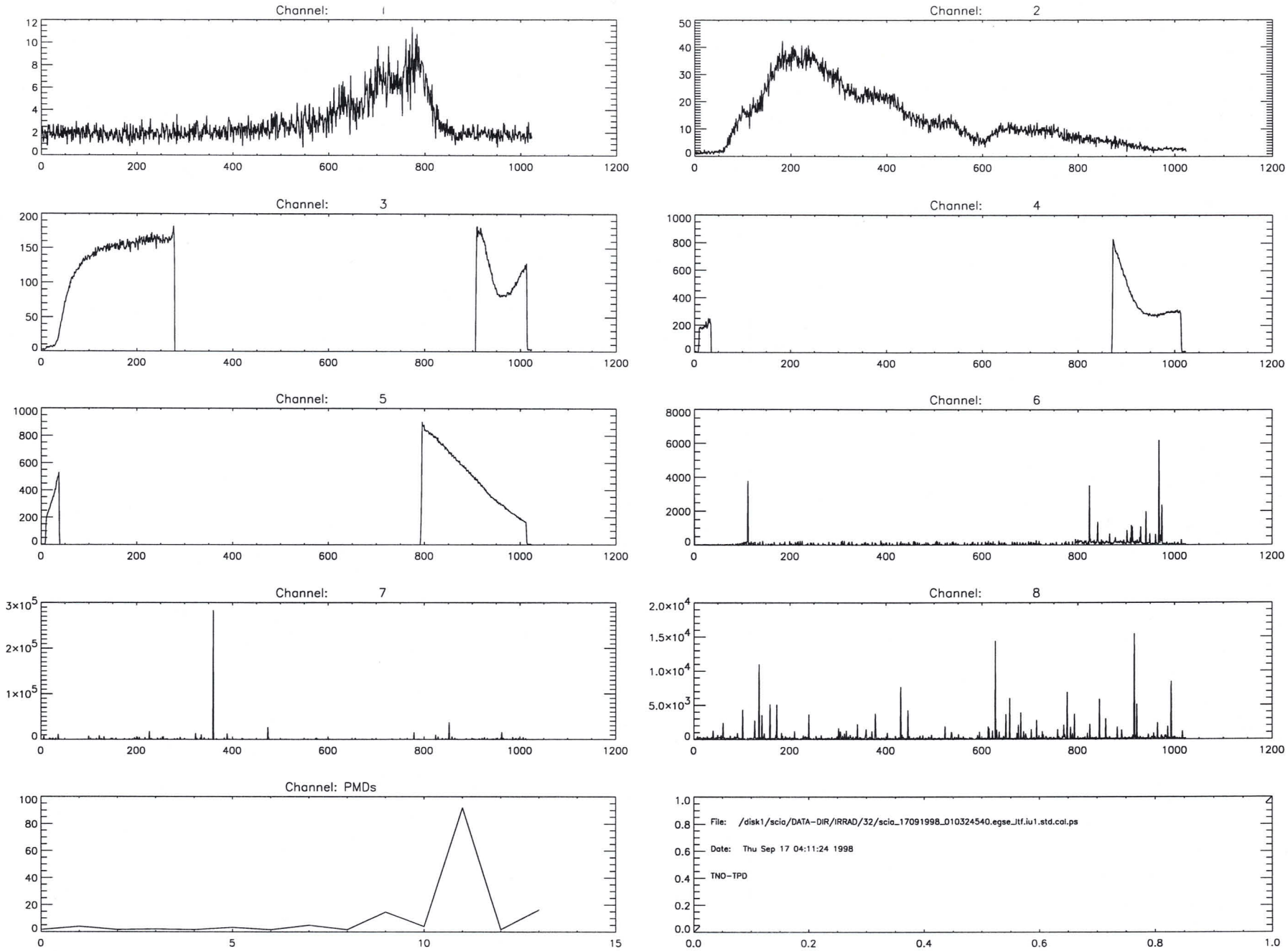
Channel: 1
Channel: 2
Channel: 3
Channel: 4
Channel: 5
Channel: 6
Channel: 7
Channel: 8
Channel: PMDs
File: /disk1/scia/DATA-DIR/IRRAD/32/scia_17091998_010324540.egse_itf.iu1.std.cal.ps
Date: Thu Sep 17 04:11:24 1998
TNO-TPD

Logging to this file started at Thu Sep 17 01:00:42 GMT 1998.

"17.09.1998 01:00:43" "CHANNEL A"

Logging to this file started at Thu Sep 17 01:00:42 GMT 1998.

"17.09.1998 01:03:13" "IU1"
"17.09.1998 01:20:02" "DU1"

```
time       = Thu Sep 17 04:12:29 1998
batch      = du1
Start TOD = Thu 17-Sep-98 01:21:13
End   TOD = Thu 17-Sep-98 01:32:07
Processing= computation of average, standard dev. and rel.standard dev.
```

```
time       = Thu Sep 17 04:11:24 1998
batch      = iu1
Start TOD = Thu 17-Sep-98 01:04:23
End   TOD = Thu 17-Sep-98 01:21:13
Processing= computation of average, standard dev. and rel.standard dev.
```

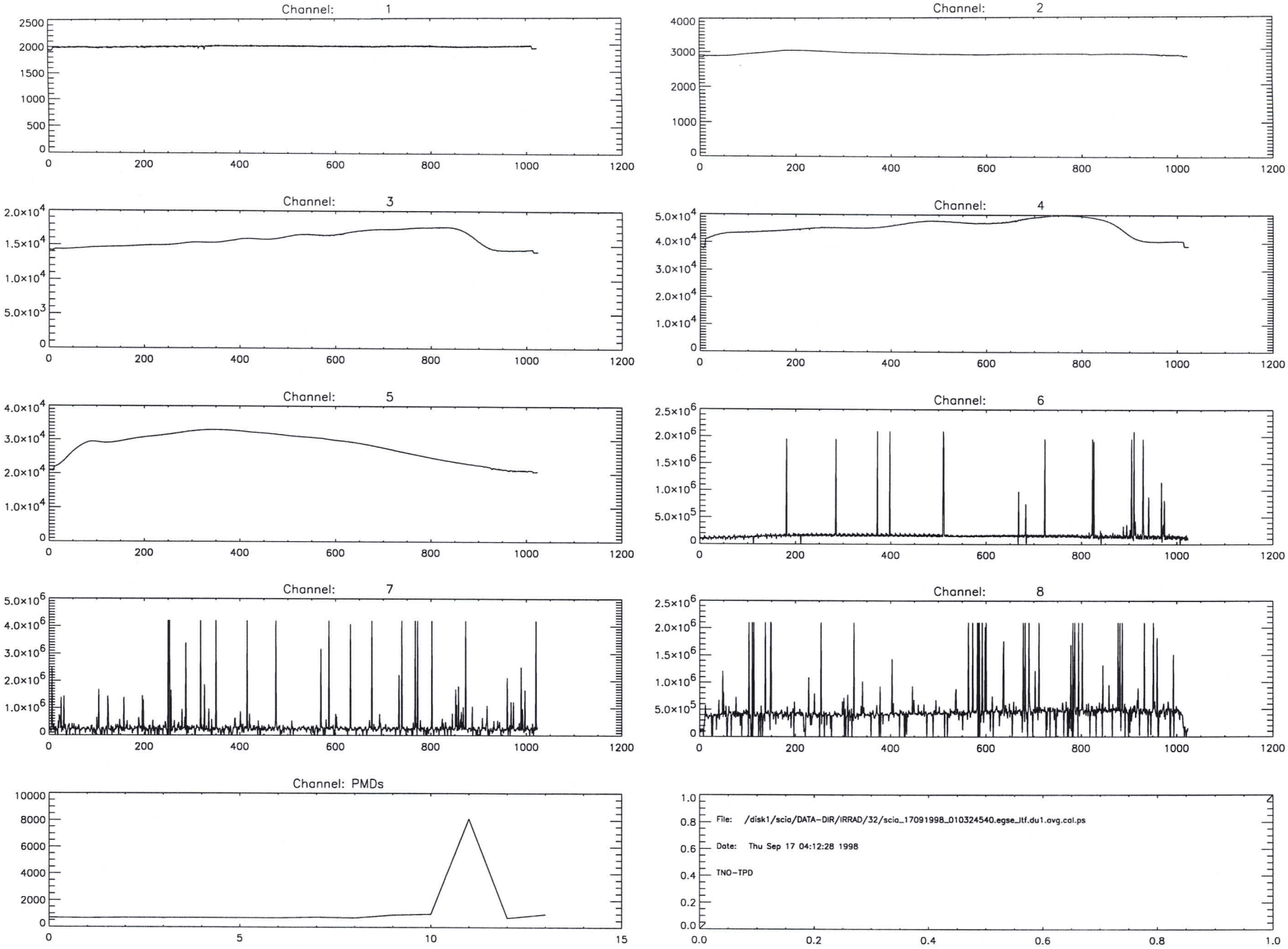
Channel: 1
Channel: 2
Channel: 3
Channel: 4
Channel: 5
Channel: 6
Channel: 7
Channel: 8
Channel: PMDs
File: /disk1/scia/DATA-DIR/IRRAD/32/scia_17091998_010324540.egse_itf.du1.avg.cal.ps
Date: Thu Sep 17 04:12:28 1998
TNO-TPD

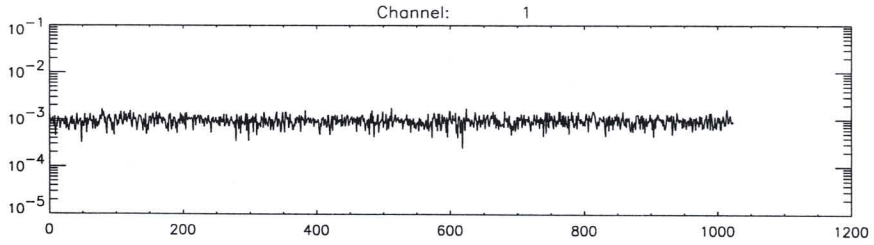
Channel: 1
10^{-1}
10^{-2}
10^{-3}
10^{-4}
10^{-5}
0
200
400
600
800
1000
1200

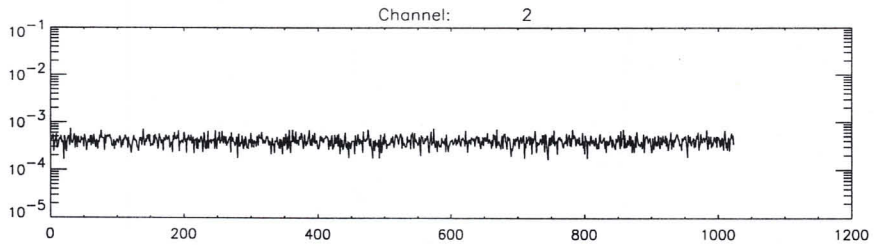
Channel: 2
10^{-1}
10^{-2}
10^{-3}
10^{-4}
10^{-5}
0
200
400
600
800
1000
1200

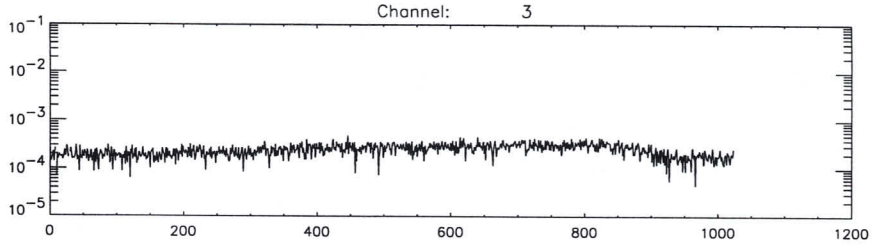
Channel: 3
10^{-1}
10^{-2}
10^{-3}
10^{-4}
10^{-5}
0
200
400
600
800
1000
1200

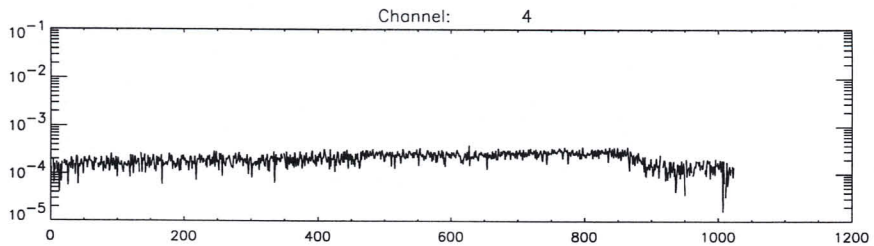
Channel: 4
10^{-1}
10^{-2}
10^{-3}
10^{-4}
10^{-5}
0
200
400
600
800
1000
1200

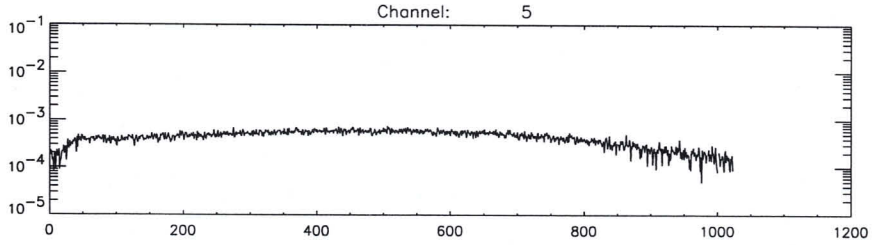
Channel: 5
10^{-1}
10^{-2}
10^{-3}
10^{-4}
10^{-5}
0
200
400
600
800
1000
1200

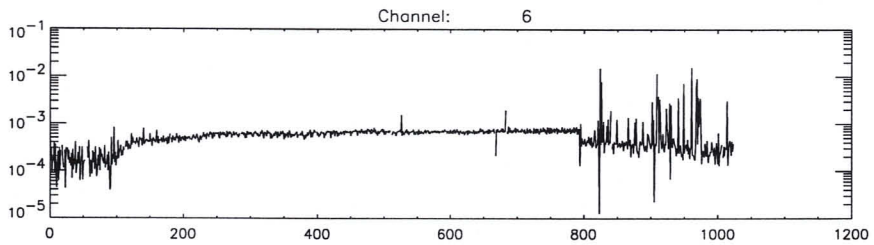
Channel: 6
10^{-1}
10^{-2}
10^{-3}
10^{-4}
10^{-5}
0
200
400
600
800
1000
1200

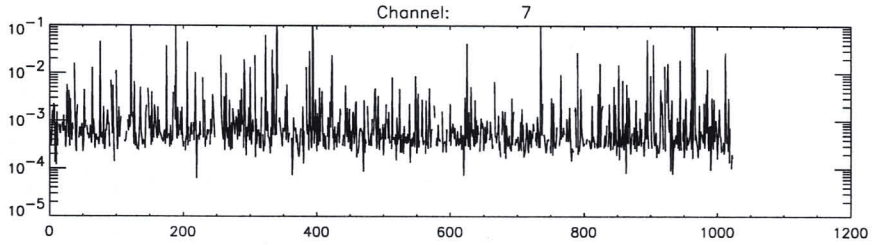
Channel: 7
10^{-1}
10^{-2}
10^{-3}
10^{-4}
10^{-5}
0
200
400
600
800
1000
1200

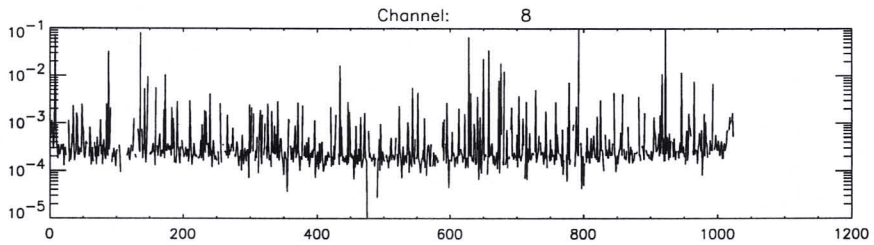
Channel: 8
10^{-1}
10^{-2}
10^{-3}
10^{-4}
10^{-5}
0
200
400
600
800
1000
1200

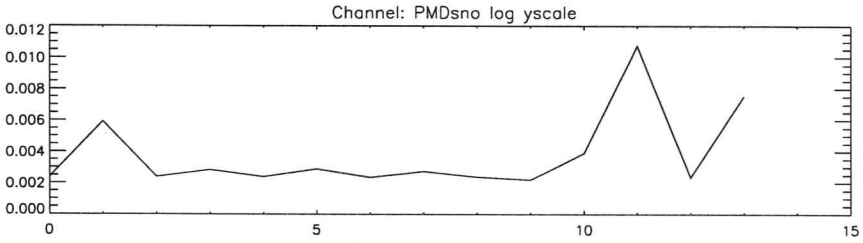
Channel: PMDsno log yscale
0.012
0.010
0.008
0.006
0.004
0.002
0.000
0
5
10
15

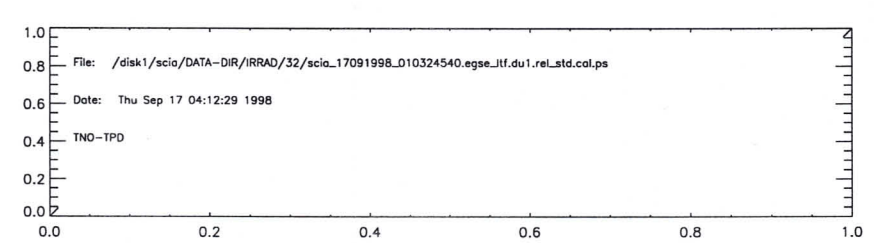
1.0
0.8
0.6
0.4
0.2
0.0
File: /disk1/scia/DATA-DIR/IRRAD/32/scia_17091998_010324540.egse_ltf.du1.rel_std.cal.ps
Date: Thu Sep 17 04:12:29 1998
TNO-TPD
0.0
0.2
0.4
0.6
0.8
1.0

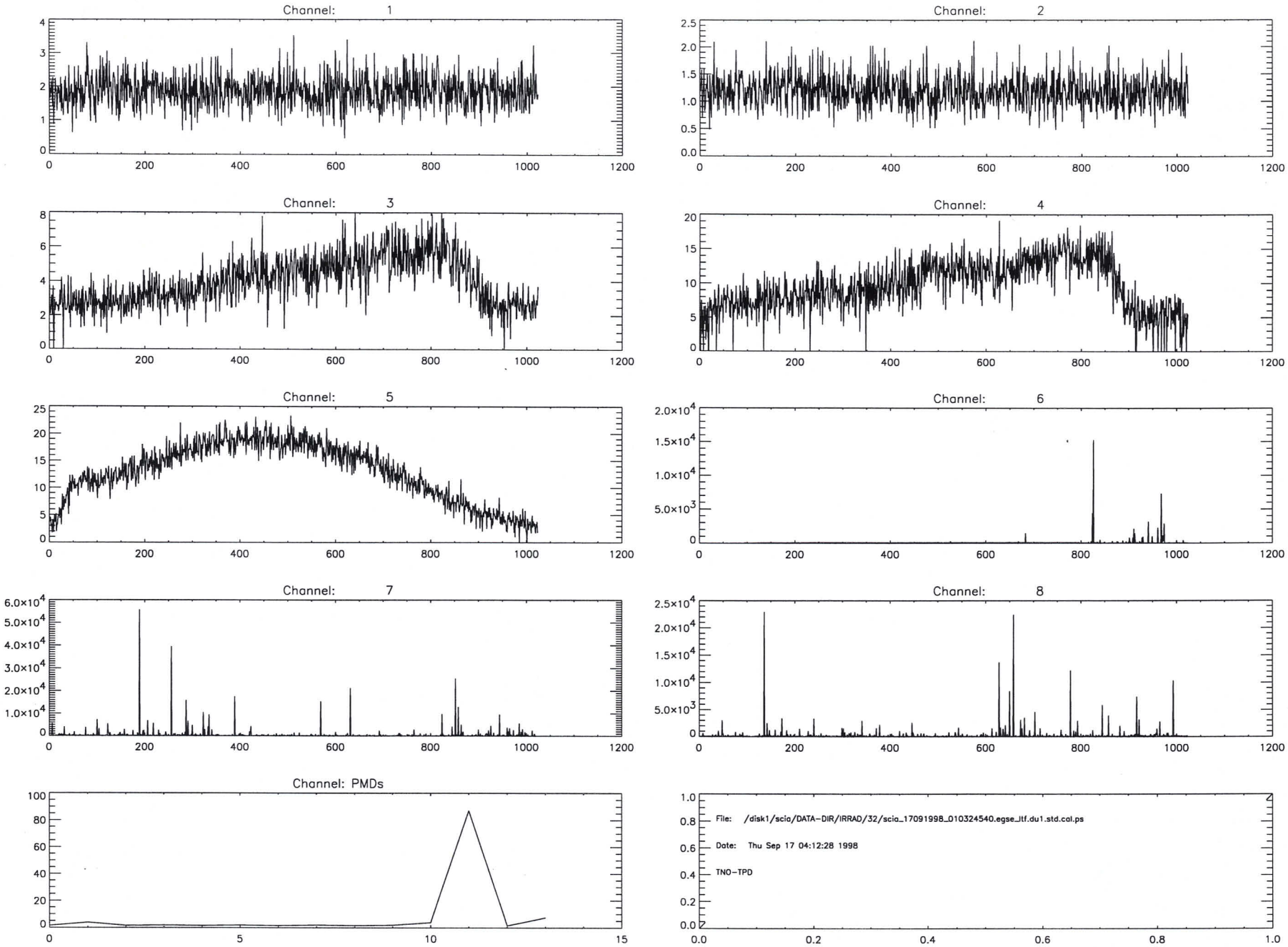
Channel: 1
Channel: 2
Channel: 3
Channel: 4
Channel: 5
Channel: 6
Channel: 7
Channel: 8
Channel: PMDs
File: /disk1/scia/DATA-DIR/IRRAD/32/scia_17091998_010324540.egse_itf.du1.std.cal.ps
Date: Thu Sep 17 04:12:28 1998
TNO-TPD

Formal Run of Measurement

(Measurement ID) IRRAD_LIMB

Request for Actual Status		(cross out entries that are **not** requested.)
Request for Modification		(fill in only entries to be modified)
Request for Run	X	(no entries = run based on actual default settings)

Scanner Positions

Azimuth	-45.000	deg
Elevation	+165.00	deg

Timeline for each Data Acquisition Period during Measurement

	1	2	3	4	5	6	7	8	9	10
State ID	39									
Repetitions	10									

State Parameters for States used in Timeline (State ID must be given)

Channel	PET [s] or H#	Co-Adding	PET [s] or H#	Co-Adding	PET [s] or H#	Co-Adding	PET [s] or H#	Co-Adding
1a	64	1						
1b	64	1						
2b	64	1						
2a	64	1						
3	4	16						
4	1	64						
5	2	32						
6	0.5	64						
7	1	64						
8	2	32						
State ID								

Well Done !!

FEL lamp bare at minimum distance

2nd trial

Formal Run

Stimuli Settings for Existing Blocks in Measurement

Block No	Stimuli Setup ID	PPC [deg]	Polarizer [deg]	Shutter open/close	Acquisition Time [s]	Lambda [nm] Start	Stop	Step	Repetition Factor	Message	OS Setup Time [s]
1	0	-	-	-	-	-	-	0	1	IV1	0
2	0	-	-	-	-	-	-	0	1	OV1	0

Measurement Data Description

Test Purpose	UID 29
Remark	
Data Directory	

Signatures

	Date	Signature
Issued	17/9/98	
Performed	17/9/98	

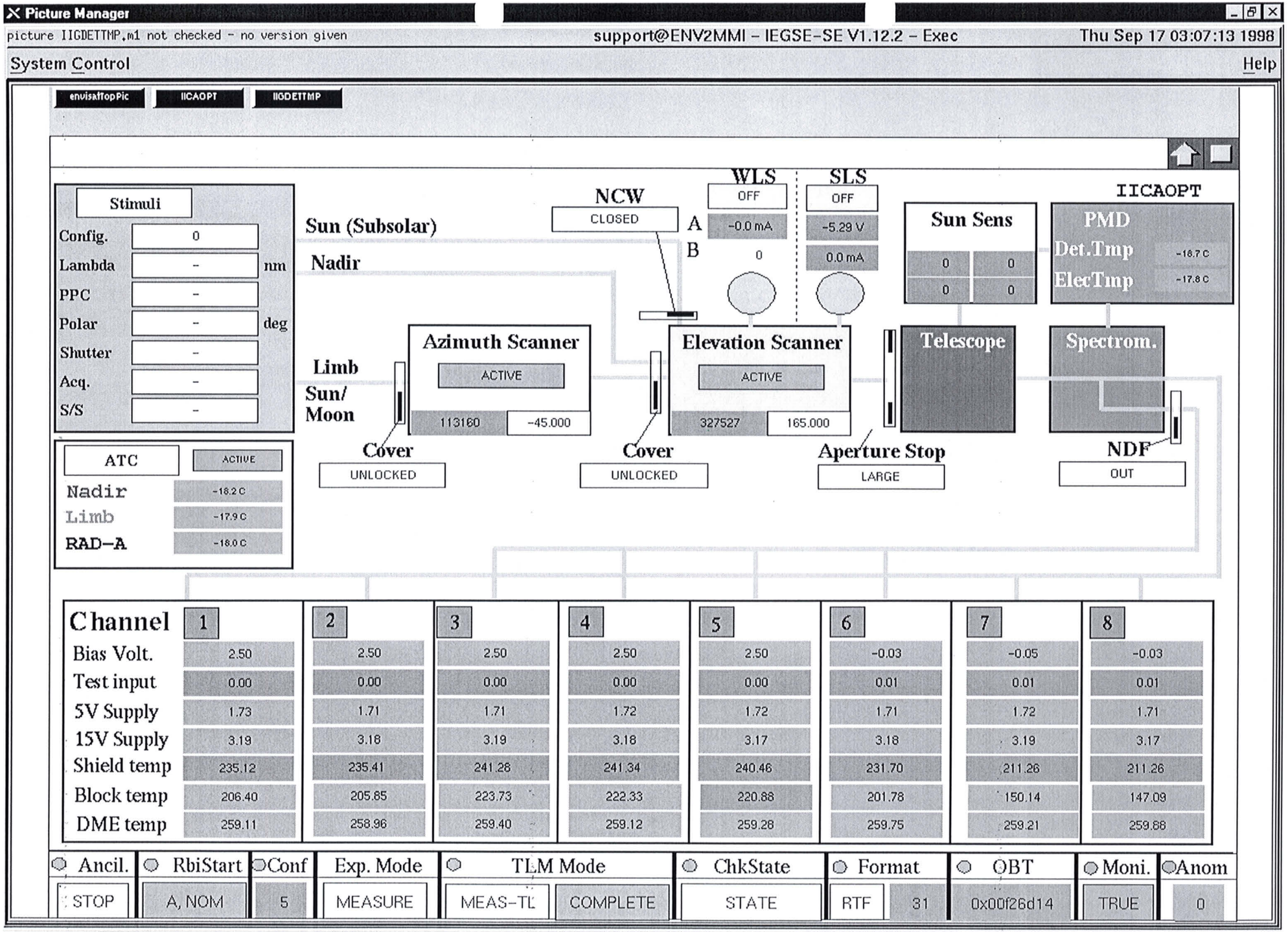
Picture Manager
picture IIGDETTMP.m1 not checked - no version given
support@ENV2MMI - IEGSE-SE V1.12.2 - Exec
Thu Sep 17 03:07:13 1998
System Control
Help
envisatTopPic
IICAOPT
IIGDETTMP
Stimuli
Config. 0
Lambda - nm
PPC -
Polar - deg
Shutter -
Acq. -
S/S -
ATC ACTIVE
Nadir -18.2 C
Limb -17.9 C
RAD-A -18.0 C
Sun (Subsolar)
Nadir
Limb
Sun/
Moon
NCW
CLOSED
WLS
OFF
A
-0.0 mA
B
0
SLS
OFF
-5.29 V
0.0 mA
Sun Sens
0 0
0 0
IICAOPT
PMD
Det.Tmp -18.7 C
ElecTmp -17.8 C
Azimuth Scanner
ACTIVE
113160 -45.000
Elevation Scanner
ACTIVE
327527 165.000
Telescope
Spectrom.
Cover
UNLOCKED
Cover
UNLOCKED
Aperture Stop
LARGE
NDF
OUT
Channel 1 2 3 4 5 6 7 8
Bias Volt. 2.50 2.50 2.50 2.50 2.50 -0.03 -0.05 -0.03
Test input 0.00 0.00 0.00 0.00 0.00 0.01 0.01 0.01
5V Supply 1.73 1.71 1.71 1.72 1.72 1.71 1.72 1.71
15V Supply 3.19 3.18 3.19 3.18 3.17 3.18 3.19 3.17
Shield temp 235.12 235.41 241.28 241.34 240.46 231.70 211.26 211.26
Block temp 206.40 205.85 223.73 222.33 220.88 201.78 150.14 147.09
DME temp 259.11 258.96 259.40 259.12 259.28 259.75 259.21 259.66
Ancil. STOP
RbiStart A, NOM
Conf 5
Exp. Mode MEASURE
TLM Mode MEAS-TL COMPLETE
ChkState STATE
Format RTF 31
OBT 0x00f26d14
Moni. TRUE
Anom 0

STEP	ACTION	RESULT	MARKER
Intro	Your name: Date:	PJ 170998	
	What's the name of the (main) data input files that you want to store on the SUN named `scia6`?	scia - 170919980305433887	(A)
	Setup a three-window configuration on your SUN.		See course descr.
Do Transfer	Be sure that you are in the directory you want your files in ftp <internet-address>, where you can find the address of the PC in the file `/etc/hosts` (entry: cdwpc). The address will also be next to you on paper (most probably). When asked for user, fill in: `anonymous`, when asked for an email address, fill in your email address on TPD. Set in binary: `binary` `mget *` (and return `y` to every file). `bye`	l.	In DATA-DIR window In DATA window Approx. 140 kB
Sign:	Name Date and time Signature	PJ 170998 3.45	

STEP	ACTION	RESULT	MARKER
Intro	Your name: Date:	PD 17 09 98	
	What's the name of the (main) data input files generated by the EGSE? `(*.dat)`	scia-17091998_030543387	
	Setup a three-window configuration on your SUN.		see course descr.
Cnstr directory	`cd ~/DATA-DIR/IRRAD ; ls -l` highest number in directory?	32	Note: In window DATA-DIR (B)
	New directory: `mkdir <B+1>` `ls -l` What's now the highest number in directory? <C> should be <B> + 1 directory name is:	33 (Y) N `~/DATA-DIR/IRRAD/<C>`	(C) (DIR-NAME)
Copy data	See Analysis sheet: Transfer Data File	(Y) N	In DATA-DIR window
Cnstr EGSE_LTF	`cal_raw2ltf .` (Error messages are not necessarily fatal; check with SOLAN --in solan window-- whether output file is okay: there should be a signal present, and `dremark1` labels should be filled) `ls -l *.egse_ltf` What's the name of the egse_ltf file <D> should be <A>.egse_ltf	 (Y) N	Note: In window DATA-DIR; ***don't forget the dot !!!;*** *May take more than 15 mins.* (D)
Cnstr CAL files	`idl run_averscia` (and select file <D> when asked)		Note: In window IDL
Check CAL files	Dark files: `ls -l *du*.cal`		In DATA-DIR window

size: 146Kb should be approx 150Kb

- `ls -l *iu*.cal`

size: 146Kb. should be approx 150Kb

Note: all files should be present, if not:

(a) Check file <D> using SOLAN and check whether DU, and IU labels are present in dremark1 labels
(b) Check if enough disk space is available (Unix command `df -k | more`).

Print postscript

Print postscript files:

`lpr -P<printer> *.ps`
Contents dark file `*du*.avg.cal.ps` should be approx. constant within channels: Y / N
Contents light file `*iu*.avg.cal.ps` should resemble white light source: Y / N

Contents of `*rel_std*.ps` files should be smaller than 0.01 (pixel 300 -- 800) for all channels. Y / N
If not, value is: _____

Add postscript images to logbook, done Y / N

Print logfiles

`lpr -P<printer> *.log`
Add logfiles to logbook, done Y / N

PJ
170998
4:05

If you have measured the irradiance at 3 distances, then proceed. otherwise, sign at the end of this sheet.

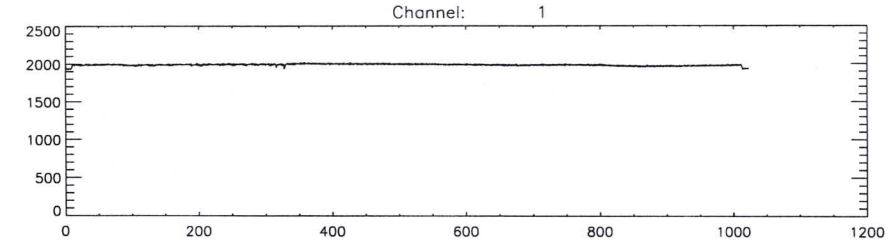
Channel: 1
2500
2000
1500
1000
500
0
0
200
400
600
800
1000
1200

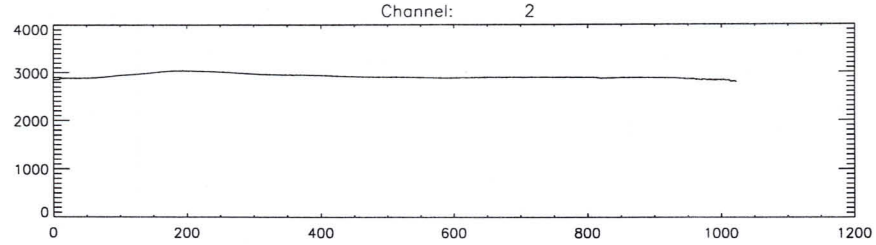
Channel: 2
4000
3000
2000
1000
0
0
200
400
600
800
1000
1200

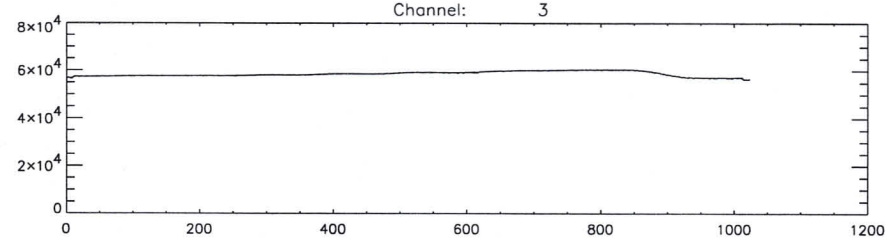
Channel: 3
8×10^4
6×10^4
4×10^4
2×10^4
0
0
200
400
600
800
1000
1200

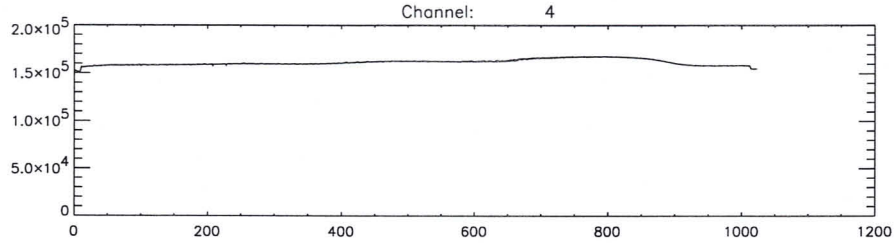
Channel: 4
2.0×10^5
1.5×10^5
1.0×10^5
5.0×10^4
0
0
200
400
600
800
1000
1200

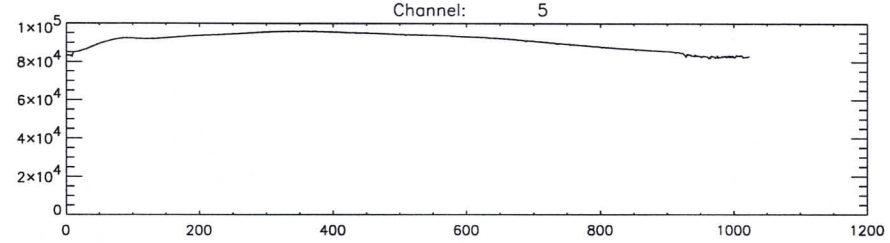
Channel: 5
1×10^5
8×10^4
6×10^4
4×10^4
2×10^4
0
0
200
400
600
800
1000
1200

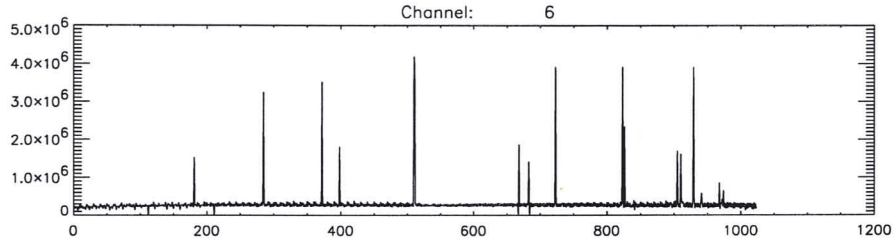
Channel: 6
5.0×10^6
4.0×10^6
3.0×10^6
2.0×10^6
1.0×10^6
0
0
200
400
600
800
1000
1200

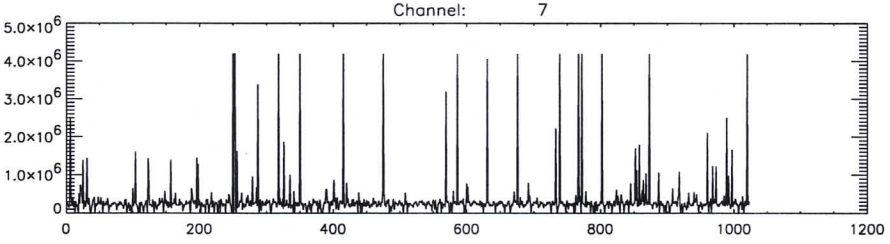
Channel: 7
5.0×10^6
4.0×10^6
3.0×10^6
2.0×10^6
1.0×10^6
0
0
200
400
600
800
1000
1200

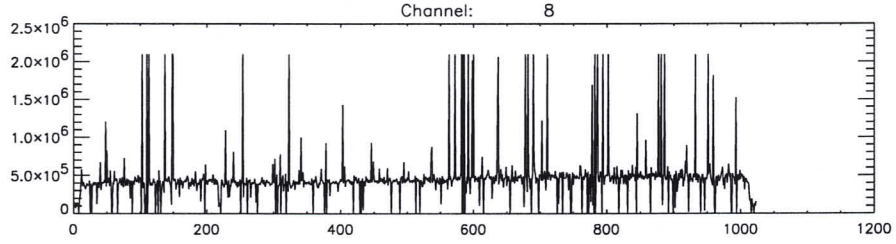
Channel: 8
2.5×10^6
2.0×10^6
1.5×10^6
1.0×10^6
5.0×10^5
0
0
200
400
600
800
1000
1200

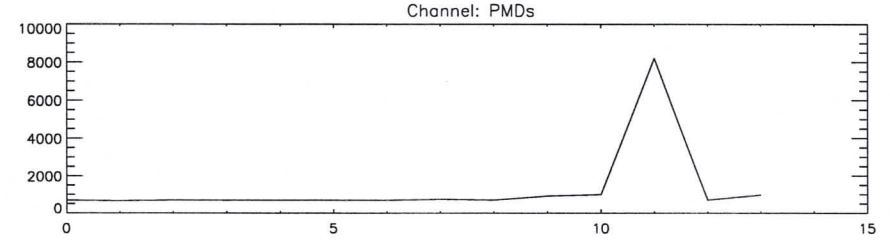
Channel: PMDs
10000
8000
6000
4000
2000
0
0
5
10
15

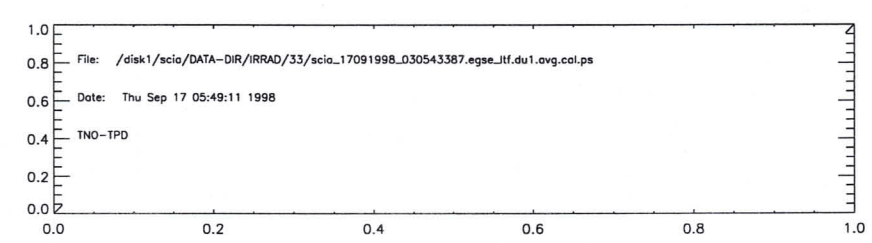
File: /disk1/scia/DATA-DIR/IRRAD/33/scia_17091998_030543387.egse_ltf.du1.avg.cal.ps
Date: Thu Sep 17 05:49:11 1998
TNO-TPD
1.0
0.8
0.6
0.4
0.2
0.0
0.0
0.2
0.4
0.6
0.8
1.0

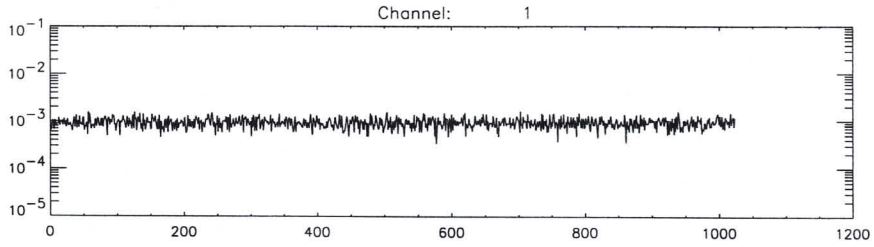
Channel: 1

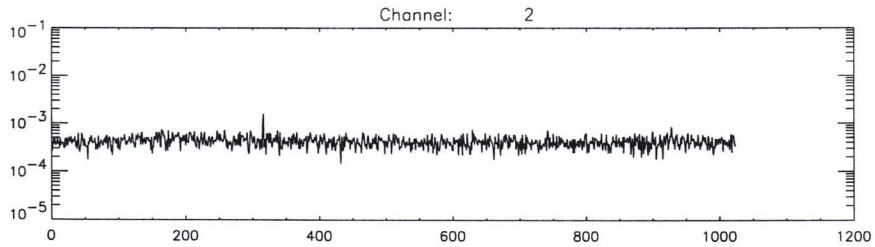
Channel: 2

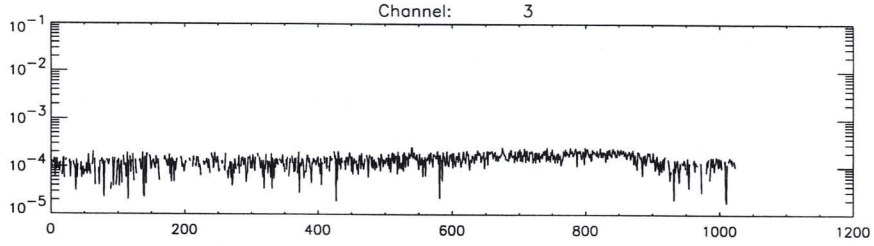
Channel: 3

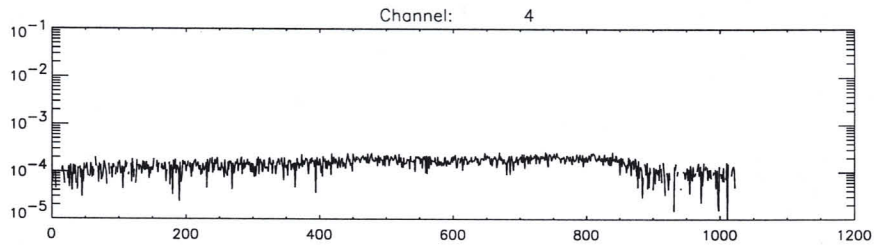
Channel: 4

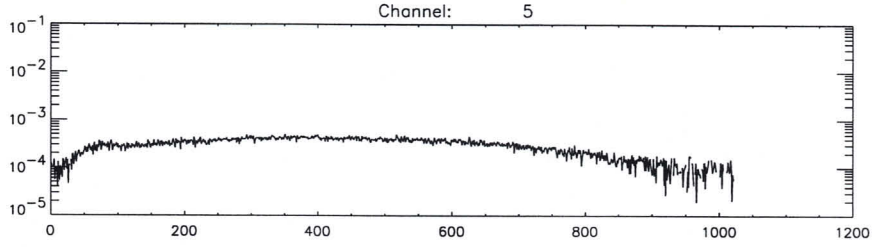
Channel: 5

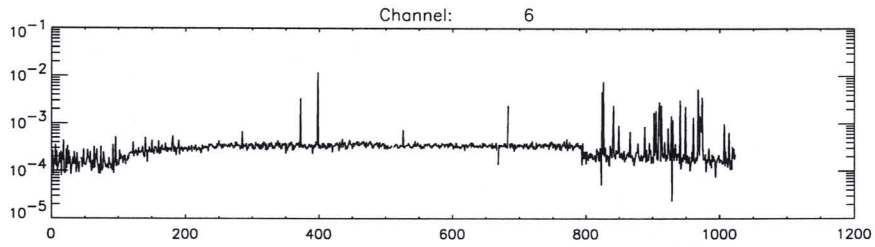
Channel: 6

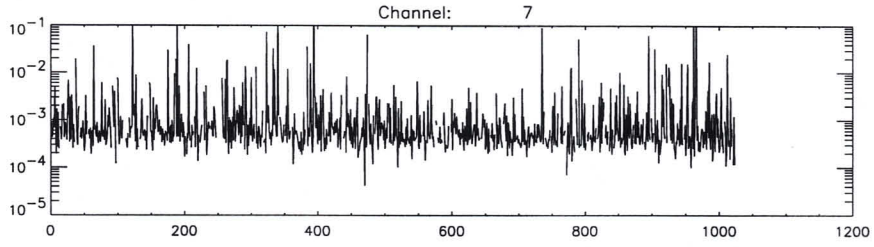
Channel: 7

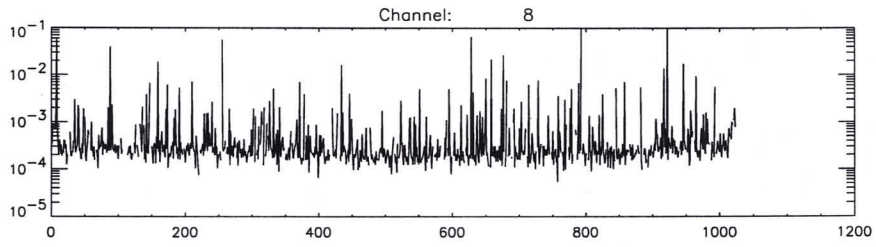
Channel: 8

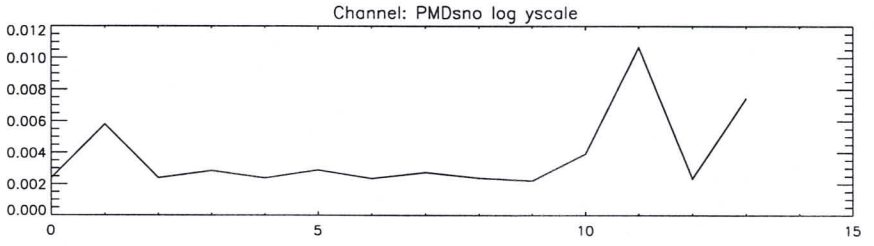
Channel: PMDsno log yscale

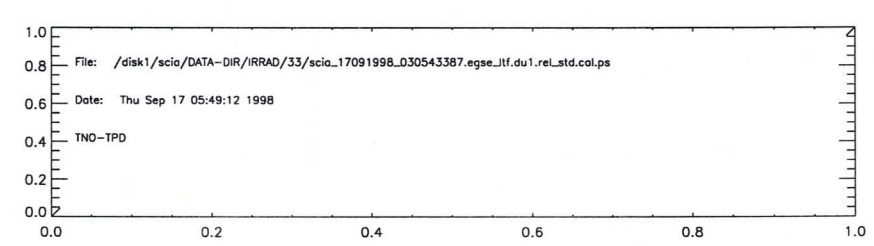
File: /disk1/scia/DATA-DIR/IRRAD/33/scia_17091998_030543387.egse_ltf.du1.rel_std.cal.ps
Date: Thu Sep 17 05:49:12 1998
TNO-TPD

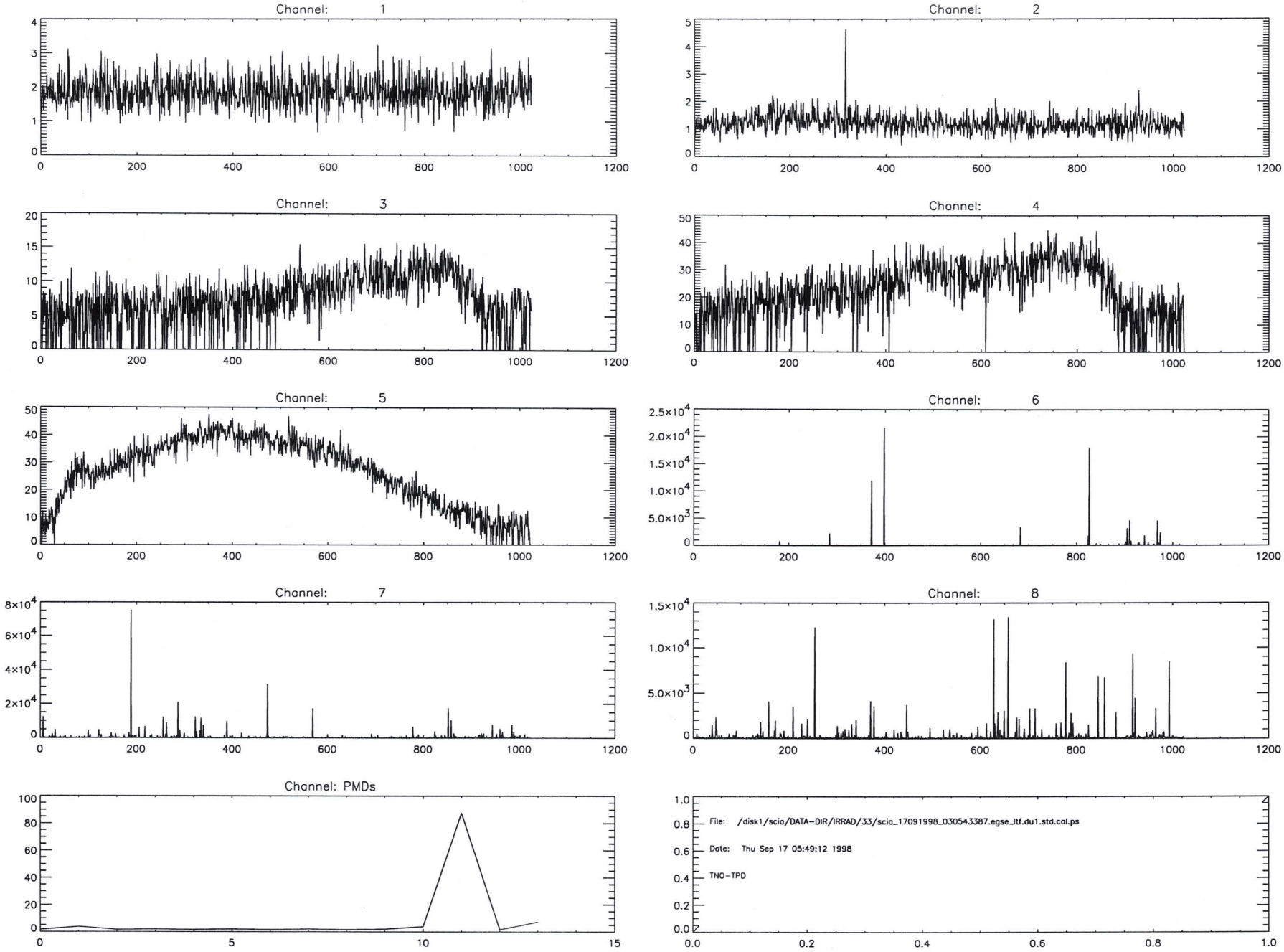
Channel: 1
Channel: 2
Channel: 3
Channel: 4
Channel: 5
Channel: 6
Channel: 7
Channel: 8
Channel: PMDs
File: /disk1/scia/DATA-DIR/IRRAD/33/scia_17091998_030543387.egse_ltf.du1.std.cal.ps
Date: Thu Sep 17 05:49:12 1998
TNO-TPD

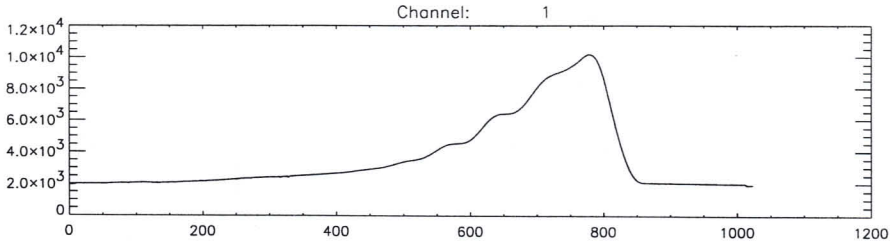
Channel: 1
1.2×10^4
1.0×10^4
8.0×10^3
6.0×10^3
4.0×10^3
2.0×10^3
0
0
200
400
600
800
1000
1200

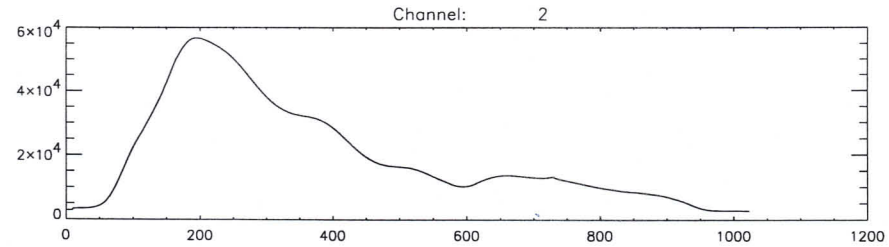
Channel: 2
6×10^4
4×10^4
2×10^4
0
0
200
400
600
800
1000
1200

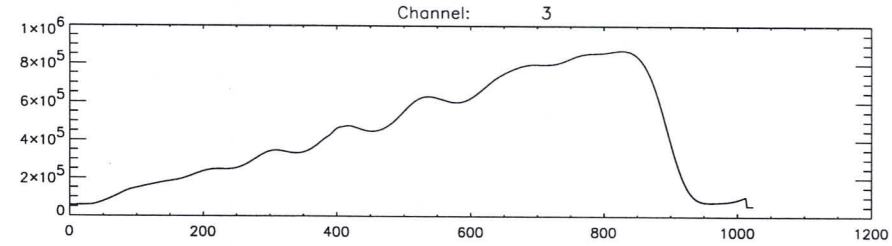
Channel: 3
1×10^6
8×10^5
6×10^5
4×10^5
2×10^5
0
0
200
400
600
800
1000
1200

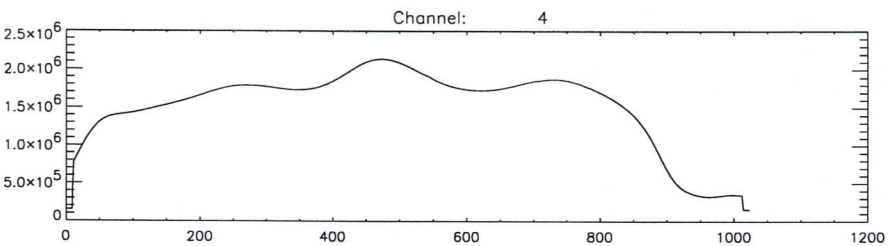
Channel: 4
2.5×10^6
2.0×10^6
1.5×10^6
1.0×10^6
5.0×10^5
0
0
200
400
600
800
1000
1200

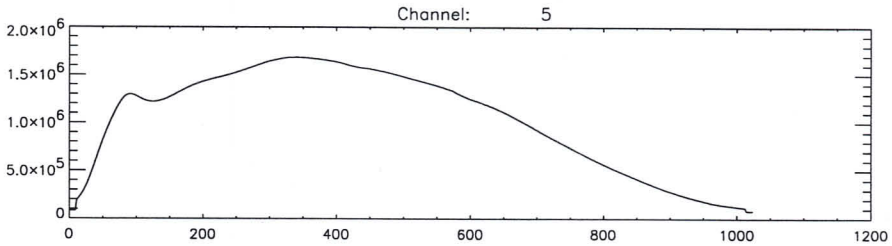
Channel: 5
2.0×10^6
1.5×10^6
1.0×10^6
5.0×10^5
0
0
200
400
600
800
1000
1200

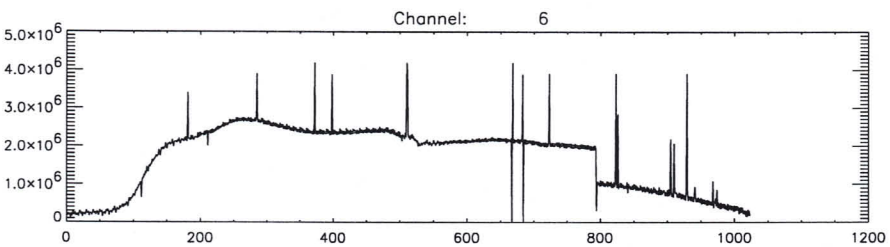
Channel: 6
5.0×10^6
4.0×10^6
3.0×10^6
2.0×10^6
1.0×10^6
0
0
200
400
600
800
1000
1200

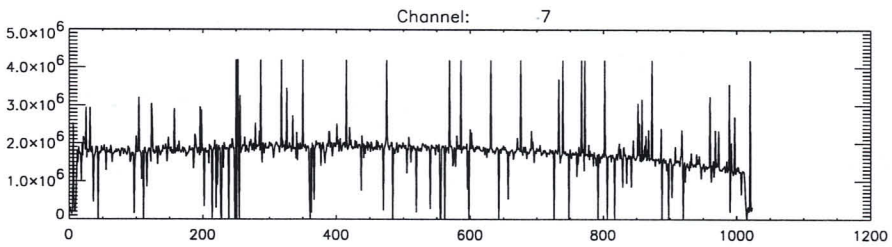
Channel: 7
5.0×10^6
4.0×10^6
3.0×10^6
2.0×10^6
1.0×10^6
0
0
200
400
600
800
1000
1200

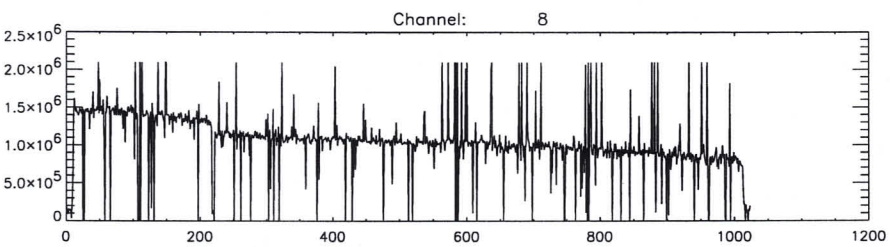
Channel: 8
2.5×10^6
2.0×10^6
1.5×10^6
1.0×10^6
5.0×10^5
0
0
200
400
600
800
1000
1200

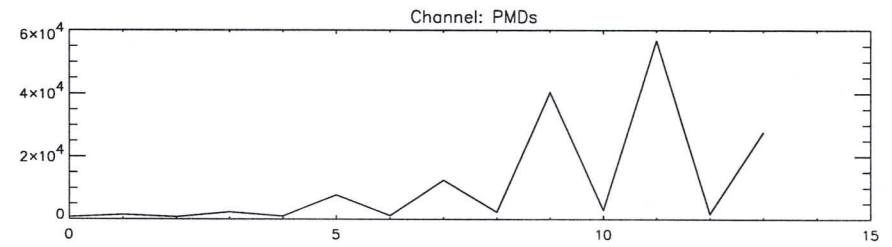
Channel: PMDs
6×10^4
4×10^4
2×10^4
0
0
5
10
15

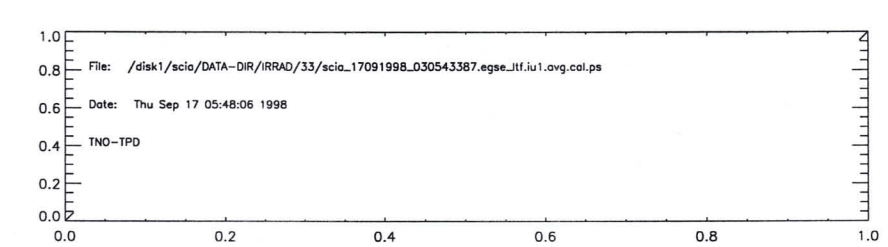
File: /disk1/scia/DATA-DIR/IRRAD/33/scia_17091998_030543387.egse_itf.iu1.avg.cal.ps
Date: Thu Sep 17 05:48:06 1998
TNO-TPD
1.0
0.8
0.6
0.4
0.2
0.0
0.0
0.2
0.4
0.6
0.8
1.0

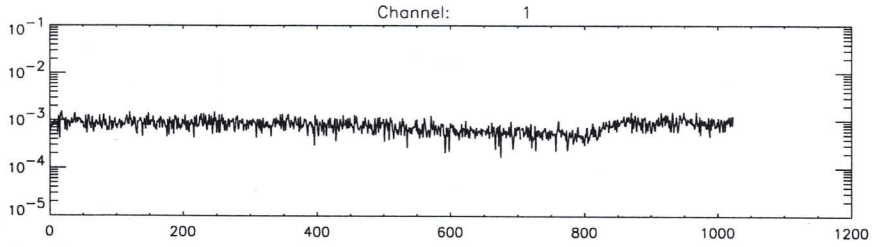
Channel: 1

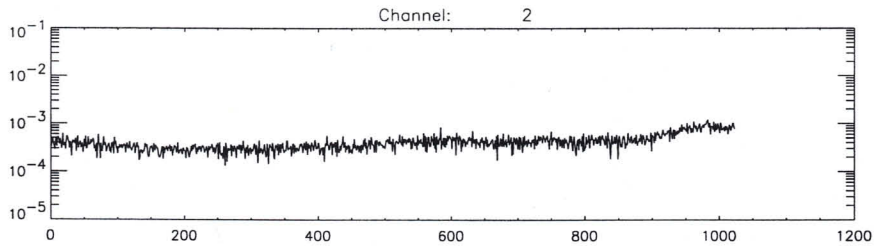
Channel: 2

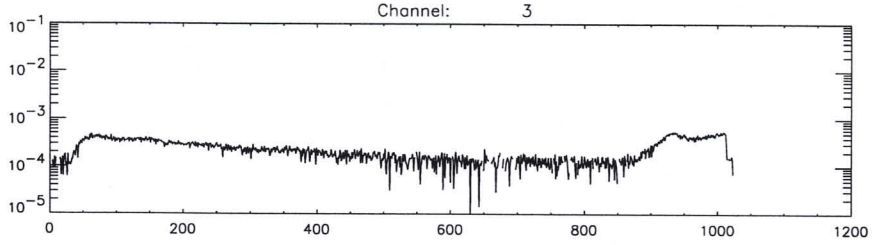
Channel: 3

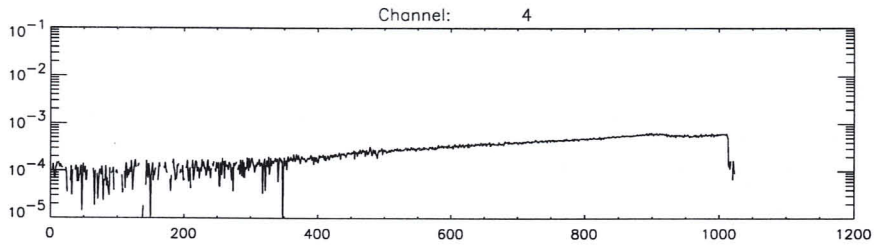
Channel: 4

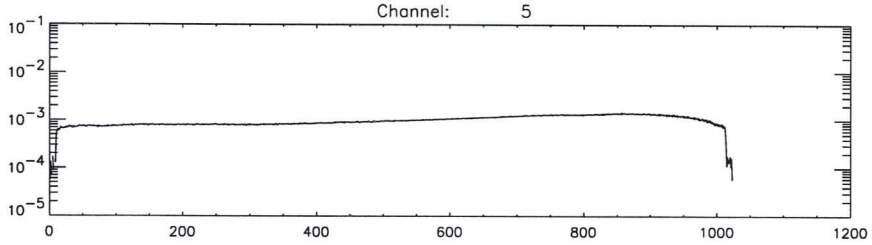
Channel: 5

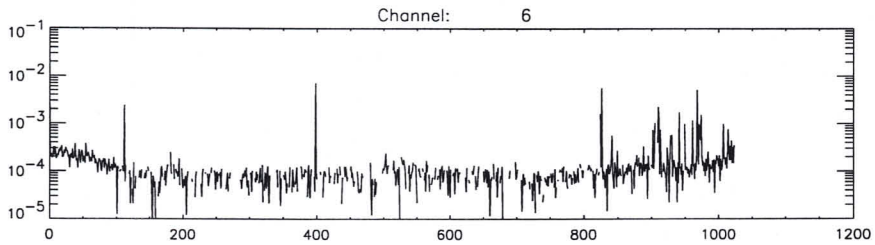
Channel: 6

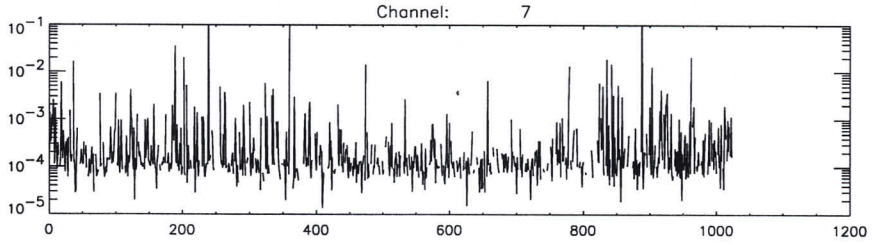
Channel: 7

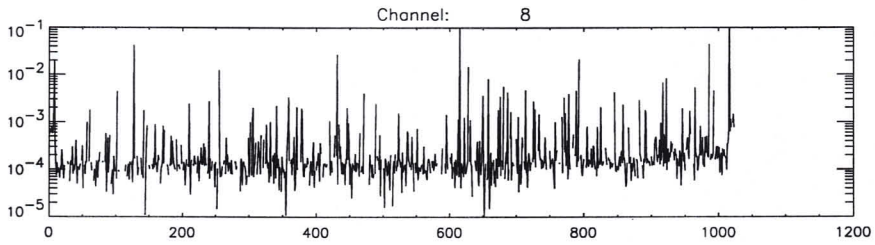
Channel: 8

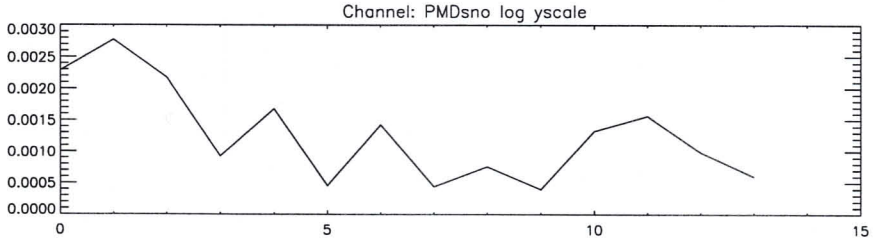
Channel: PMDsno log yscale

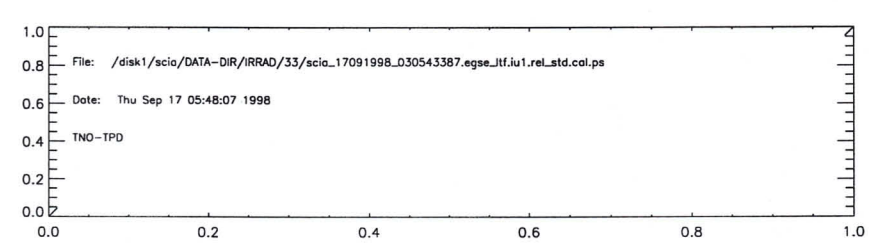
File: /disk1/scia/DATA-DIR/IRRAD/33/scia_17091998_030543387.egse_ltf.iu1.rel_std.cal.ps
Date: Thu Sep 17 05:48:07 1998
TNO-TPD

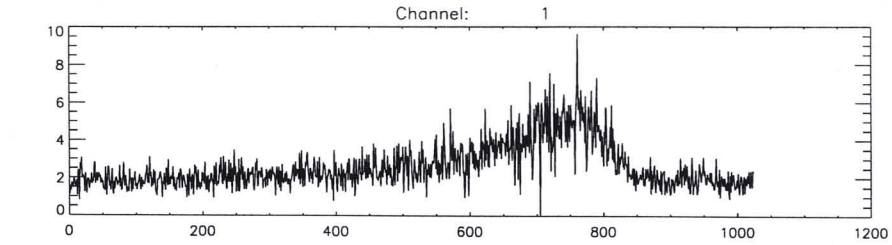
Channel: 1

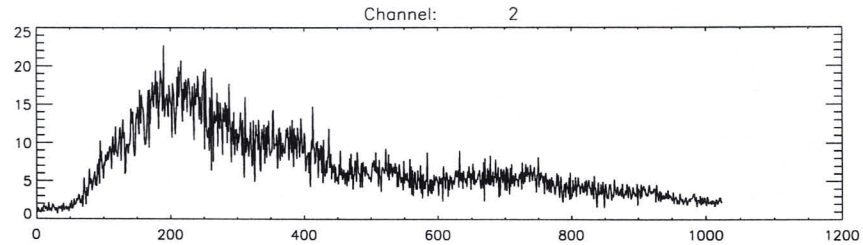
Channel: 2

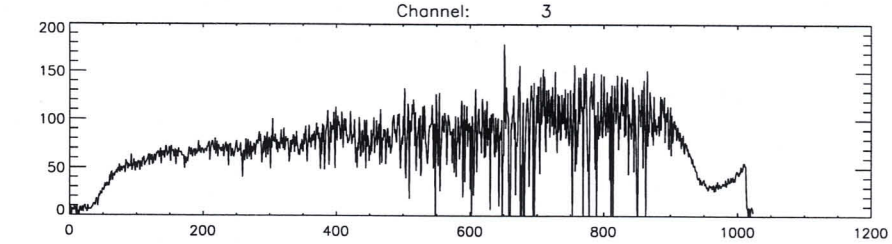
Channel: 3

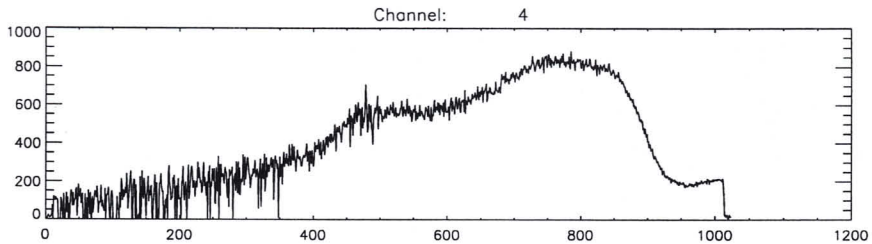
Channel: 4

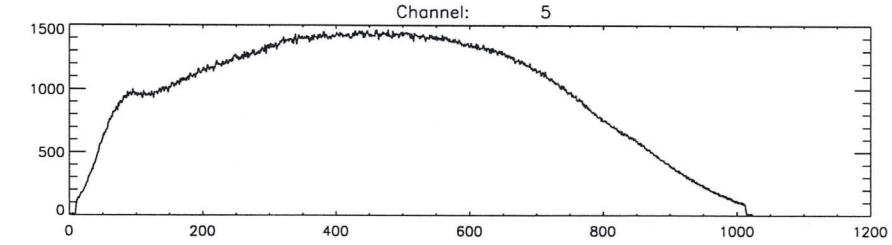
Channel: 5

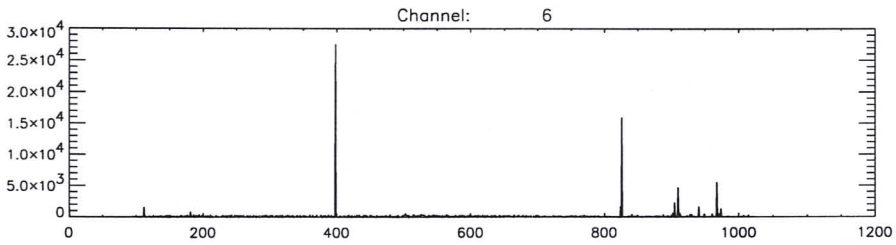
Channel: 6

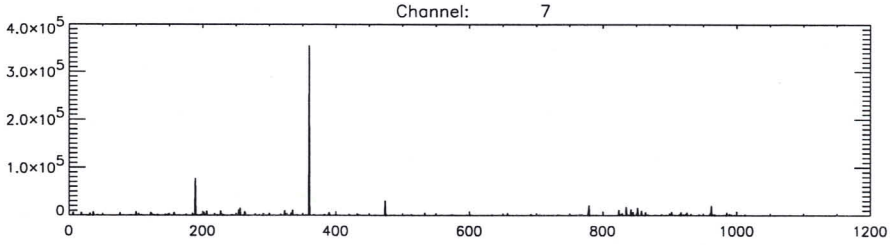
Channel: 7

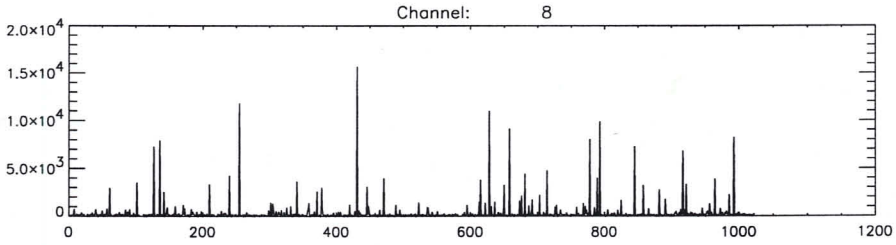
Channel: 8

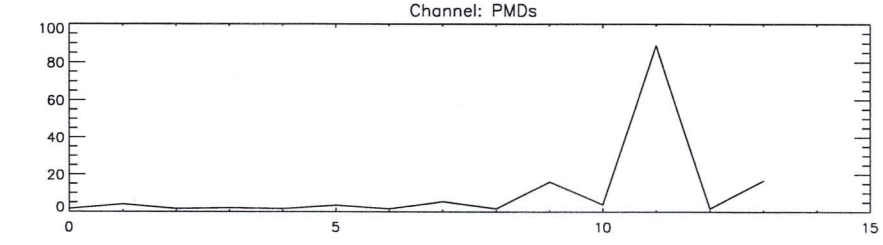
Channel: PMDs

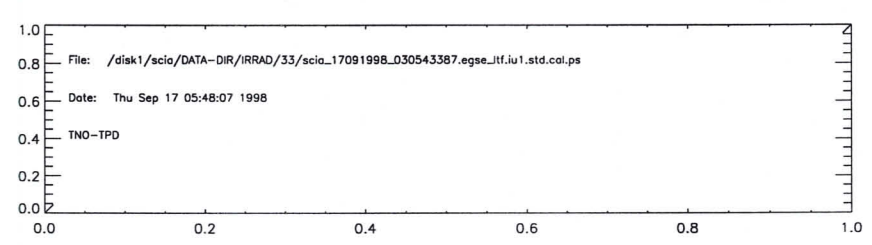
File: /disk1/scia/DATA-DIR/IRRAD/33/scia_17091998_030543387.egse_itf.iu1.std.cal.ps
Date: Thu Sep 17 05:48:07 1998
TNO-TPD

Logging to this file started at Thu Sep 17 03:03:20 GMT 1998.

"17.09.1998 03:03:20" "CHANNEL A"

Logging to this file started at Thu Sep 17 03:03:20 GMT 1998.

"17.09.1998 03:05:30" "IU1"
"17.09.1998 03:20:15" "DU1"

```
time       = Thu Sep 17 05:49:12 1998
batch      = du1
Start TOD = Thu 17-Sep-98 03:20:53
End   TOD = Thu 17-Sep-98 03:32:19
Processing= computation of average, standard dev. and rel.standard dev.
```

```
time       = Thu Sep 17 05:48:07 1998
batch      = iu1
Start TOD = Thu 17-Sep-98 03:06:11
End   TOD = Thu 17-Sep-98 03:20:53
Processing= computation of average, standard dev. and rel.standard dev.
```

Formal Run of Measurement

(Measurement ID) IRRAD - LIMB

Request for Actual Status		(cross out entries that are **not** requested.)
Request for Modification		(fill in only entries to be modified)
Request for Run	X	(no entries = run based on actual default settings)

Scanner Positions

Azimuth	-45.000	deg
Elevation	+165.000	deg

Timeline for each Data Acquisition Period during Measurement

	1	2	3	4	5	6	7	8	9	10
State ID	35									
Repetitions	10									

State Parameters for States used in Timeline (State ID must be given)

Channel	PET [s] or H#	Co-Adding	PET [s] or H#	Co-Adding	PET [s] or H#	Co-Adding	PET [s] or H#	Co-Adding
1a	64	1						
1b	64	1						
2b	64	1						
2a	64	1						
3	4	16						
4	1	64						
5	2	32						
6	0,5	64						
7	1	64						
8	2	32						
State ID								

+0,5 m.

+ [illegible]

~~26-2-c~~

26-2-3

Stimuli Settings for Existing Blocks in Measurement

Block No	Stimuli Setup ID	PPC [deg]	Polarizer [deg]	Shutter open/close	Acquisition Time [s]	Lambda [nm] Start	Stop	Step	Repetition Factor	Message	OS Setup Time [s]
1	0	-	-	-	-	-	-	0	1	IN1	0
2	0	-	-	-	-	-	-	0	1	DU1	0

Measurement Data Description

Test Purpose	
Remark	UID 42,30
Data Directory	0260_06154_12_[illegible]

→ as remark 42 in file

Signatures

	Date	Signature
Issued	17-9	
< Performed	17-9	[signature]

STEP	ACTION	RESULT	MARKER
Intro	Your name: Date:	M. Kalt 17-9	
	What's the name of the (main) data input files generated by the EGSE? (*.dat)	scia-17091998-06175237?.dat	
	Setup a three-window configuration on your SUN.		see course descr.
Cnstr directory	`cd ~/DATA-DIR/IRRAD ; ls -l` highest number in directory?	33	Note: In window DATA-DIR (B)
	New directory: `mkdir <B+1>` `ls -l` What's now the highest number in directory? <C> should be <B> + 1 directory name is:	34 Y N `~/DATA-DIR/IRRAD/<C>`	(C) (DIR-NAME)
Copy data	See Analysis sheet: Transfer Data File	Y N	In DATA-DIR window
Cnstr EGSE_LTF	`cal_raw2ltf .` (Error messages are not necessarily fatal; check with SOLAN --in solan window-- whether output file is okay: there should be a signal present, and `dremark1` labels should be filled) `ls -l *.egse_ltf` What's the name of the egse_ltf file <D> should be <A>.egse_ltf	S scia-17091998-06175237?.egse_ltf Y N	Note: In window DATA-DIR; ***don't forget the dot !!!;*** *May take more than 15 mins.* (D)
Cnstr CAL files	`idl run_averscia` (and select file <D> when asked)	S	Note: In window IDL
Check CAL files	Dark files: `ls -l *du*.cal`		In DATA-DIR window

size: 145ggB — should be approx 150Kb

- `ls -l *iu*.cal`

size: 145ggB — should be approx 150Kb

Note: all files should be present, if not:

(a) Check file <D> using SOLAN and check whether DU, and IU labels are present in dremark1 labels
(b) Check if enough disk space is available (Unix command `df -k | more`).

Print postscript

Print postscript files:

`lpr -P<printer> *.ps`
Contents dark file `*du*.avg.cal.ps` should be approx. constant within channels: (Y) / N
Contents light file `*iu*.avg.cal.ps` should resemble white light source: (Y) / N

Contents of `*rel_std*.ps` files should be smaller than 0.01 (pixel 300 -- 800) for all channels. (Y) / N
If not, value is: _____

Add postscript images to logbook, done (Y) / N

Print logfiles

`lpr -P<printer> *.log`
Add logfiles to logbook, done (Y) / N

If you have measured the irradiance at 3 distances, then proceed. otherwise, Sign at the end of this sheet.

Limb Irradiance

cd ~/DATA-DIR/IRRAD-TOTAL

ls -1

In DATA-DIR window

highest number in dir? _____ <Bi>

mkdir <Bi>+1

Now highest number in dir? _____ <Ci>

<Ci> should be <Bi>+1 Y / N

Dir name is: ~/DATA-DIR/IRRAD-TOTAL/<Ci>

<DirName>

Let <D1>, <D2>, <D3> directories containing irradiance measurements (thus, <D1>, <D2>, <D3> are of the form ~/DATA-DIR/IRRAD/<number>)

In DATA.DIR window

cp <D1>/*.du*.avg.cal <DirName>
cp <D1>/*.iu*.avg.cal <DirName>

cp <D2>/*.du*.avg.cal <DirName>
cp <D2>/*.iu*.avg.cal <DirName>

cp <D3>/*.du*.avg.cal <DirName>
cp <D3>/*.iu*.avg.cal <DirName>

cd <DirName>

ls -1

Copied files present? Y/N.

Proceed with page 3.

let op: line-feed aan het einde.

IRRadiance processing	Construct `control-file` in dir. <DIR-NAME> where each line is of the form `<distance> <lightfile>`, where `<distance>` is the relative distance at which the contents of the `*.cal` file `<lightfile>` is measured.		
Run radiance	`idl do_irradiance`		In IDL window
Check irradiance	`ls -l *`		
	Size of file `<D>.du*.cal.p1`	_____	
	Size of file `<D>.du*.cal.f455.p2`	_____	
	`<D>.dux.cal.f456.p2`		
	Size of file `<D>*.p1.*.log`	_____	
	`lpr -P<printer> *p[12]*.ps`		
Check irradiance visually	Value of P1 and P2 file resemble white light source?	Y / N	
	Add postscript images to logbook, done	Y / N	
Print logfiles	`lpr -P<printer> *p[12]*.plog`		
	Add logfiles to logbook, done	Y / N	
Back up	Create 3 sets of backup CDs of directory <DIR-NAME> (One CD has a capacity of 600 Mbytes, the UNIX command `/usr/bin/du -k .` gives the number of kilo bytes in the current directory).		See analysis sheet BackUp
	Name of backup CDs	_____	

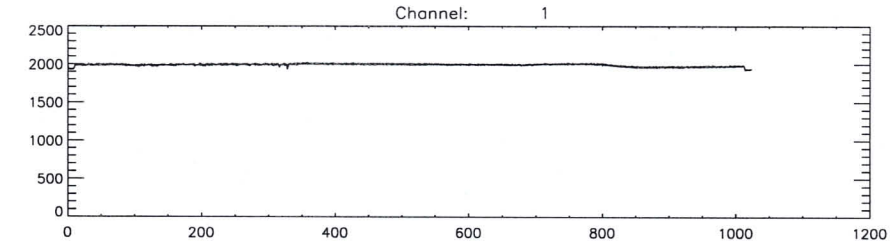
Channel: 1
2500
2000
1500
1000
500
0
0
200
400
600
800
1000
1200

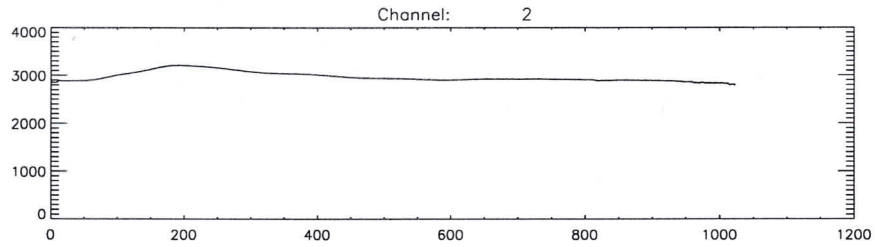
Channel: 2
4000
3000
2000
1000
0
0
200
400
600
800
1000
1200

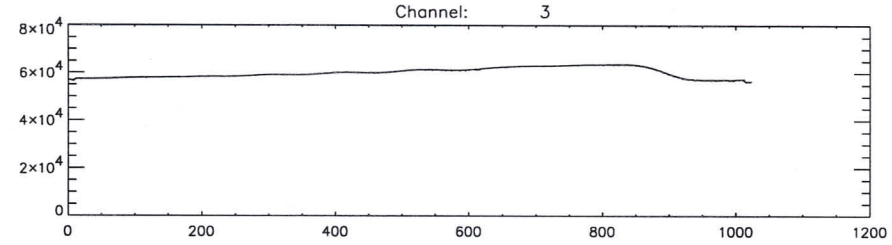
Channel: 3
8×10^4
6×10^4
4×10^4
2×10^4
0
0
200
400
600
800
1000
1200

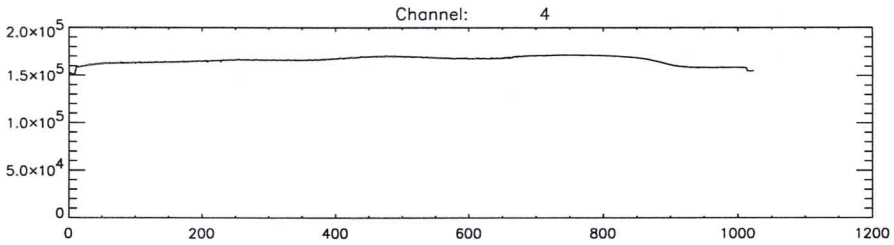
Channel: 4
2.0×10^5
1.5×10^5
1.0×10^5
5.0×10^4
0
0
200
400
600
800
1000
1200

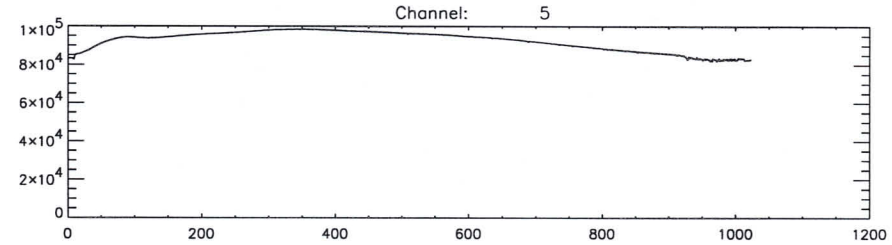
Channel: 5
1×10^5
8×10^4
6×10^4
4×10^4
2×10^4
0
0
200
400
600
800
1000
1200

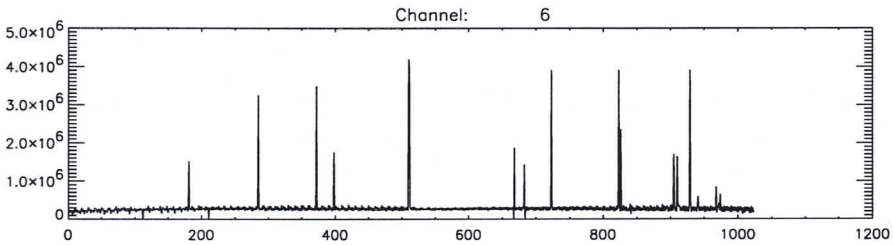
Channel: 6
5.0×10^6
4.0×10^6
3.0×10^6
2.0×10^6
1.0×10^6
0
0
200
400
600
800
1000
1200

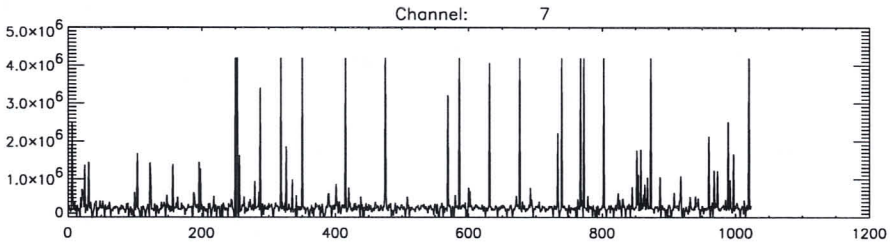
Channel: 7
5.0×10^6
4.0×10^6
3.0×10^6
2.0×10^6
1.0×10^6
0
0
200
400
600
800
1000
1200

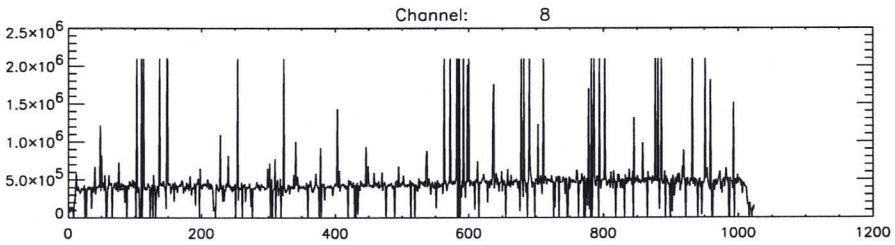
Channel: 8
2.5×10^6
2.0×10^6
1.5×10^6
1.0×10^6
5.0×10^5
0
0
200
400
600
800
1000
1200

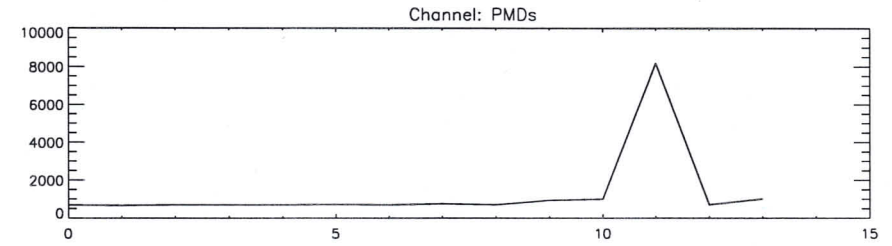
Channel: PMDs
10000
8000
6000
4000
2000
0
0
5
10
15

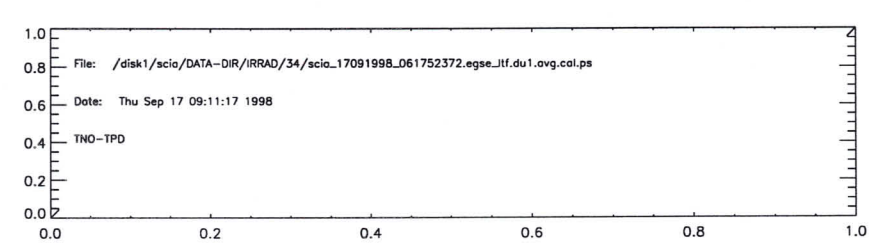
File: /disk1/scia/DATA-DIR/IRRAD/34/scia_17091998_061752372.egse_itf.du1.avg.cal.ps
Date: Thu Sep 17 09:11:17 1998
TNO-TPD
1.0
0.8
0.6
0.4
0.2
0.0
0.0
0.2
0.4
0.6
0.8
1.0

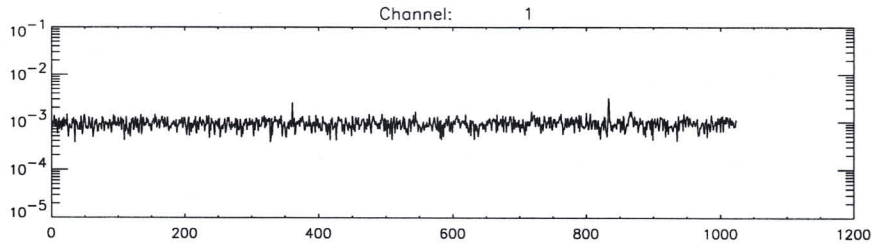
Channel: 1

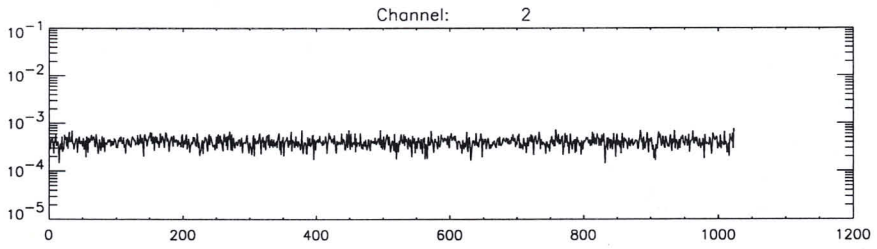
Channel: 2

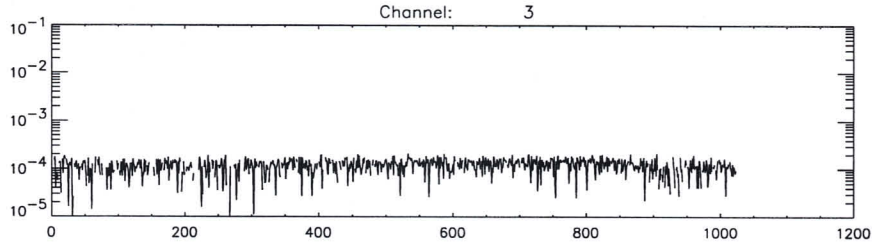
Channel: 3

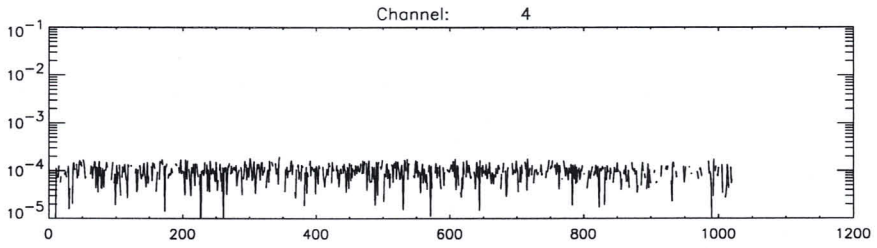
Channel: 4

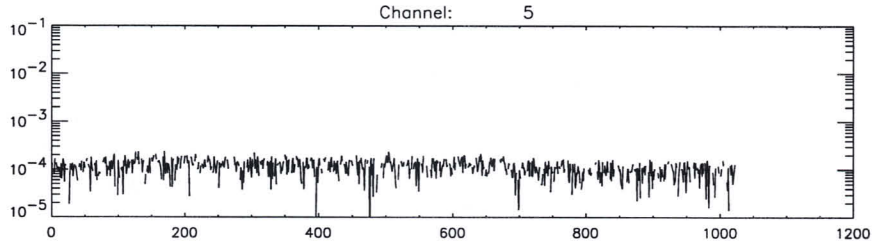
Channel: 5

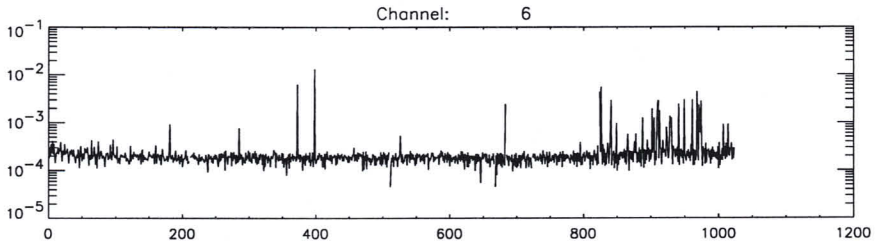
Channel: 6

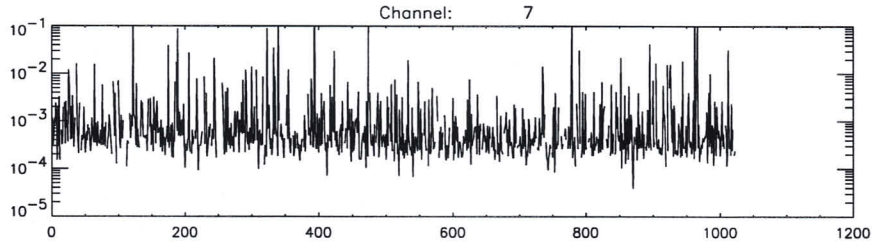
Channel: 7

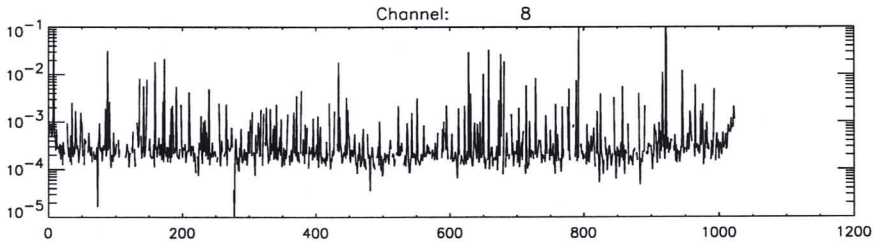
Channel: 8

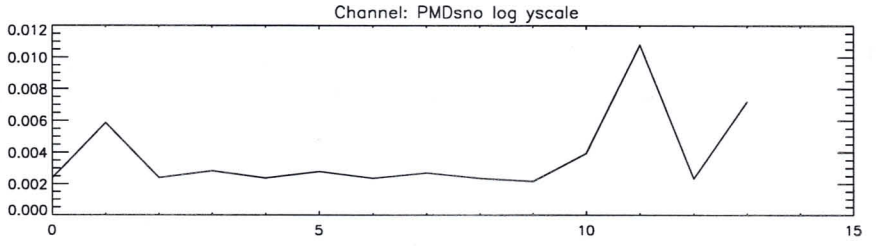
Channel: PMDsno log yscale

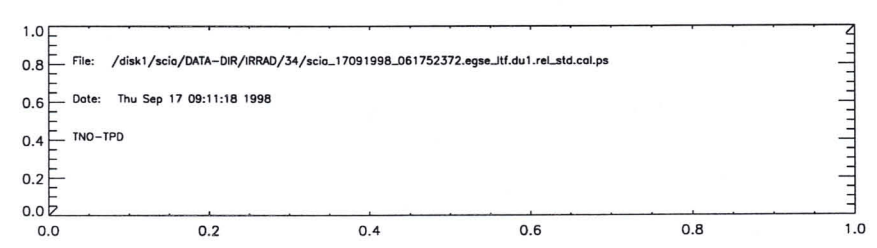
File: /disk1/scia/DATA-DIR/IRRAD/34/scia_17091998_061752372.egse_itf.du1.rel_std.cal.ps
Date: Thu Sep 17 09:11:18 1998
TNO-TPD

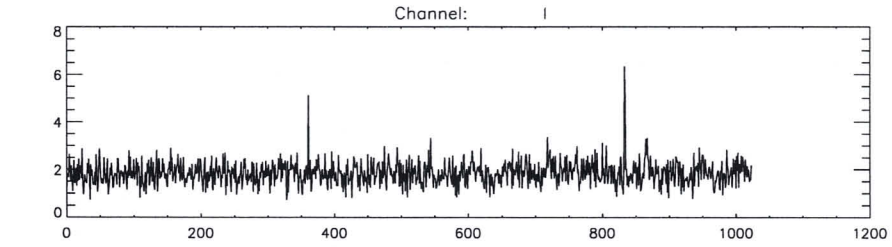
Channel: 1

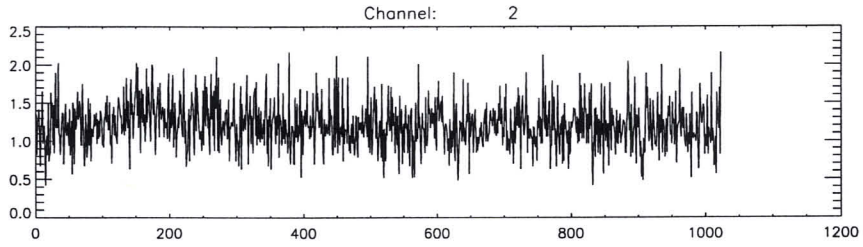
Channel: 2

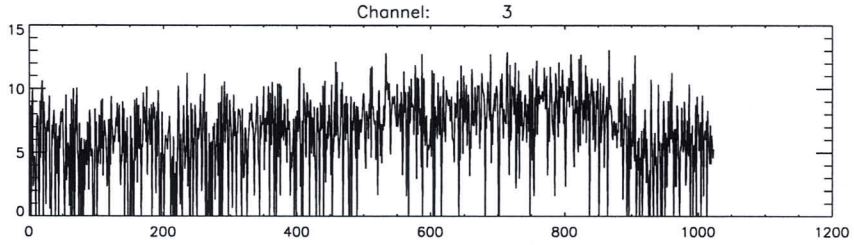
Channel: 3

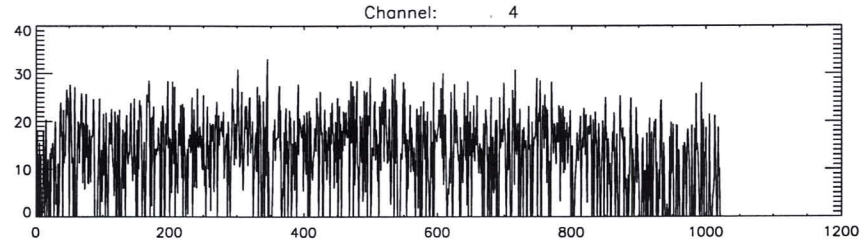
Channel: 4

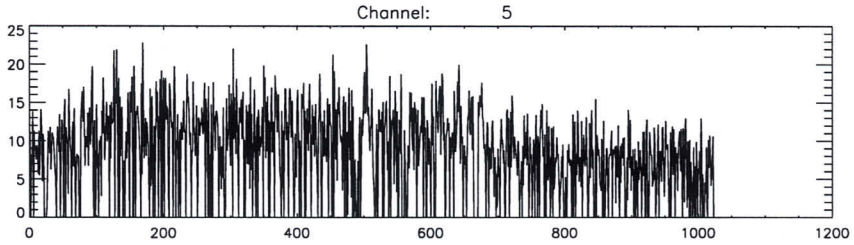
Channel: 5

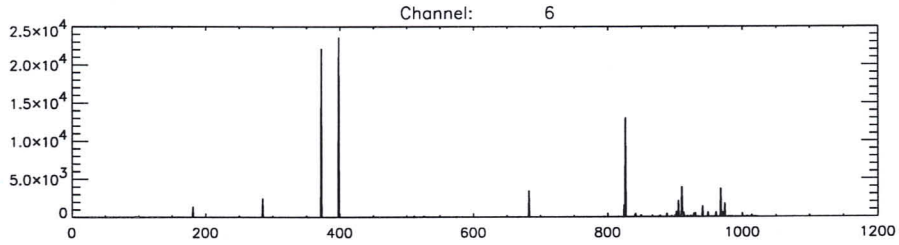
Channel: 6

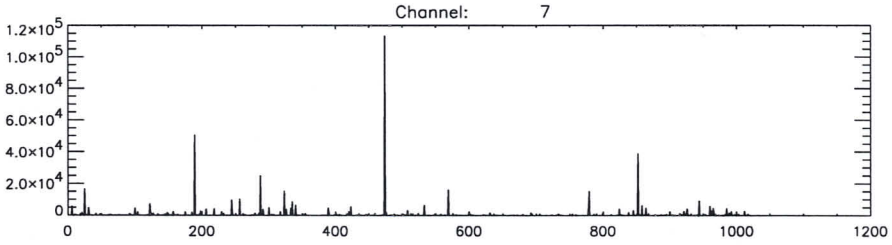
Channel: 7

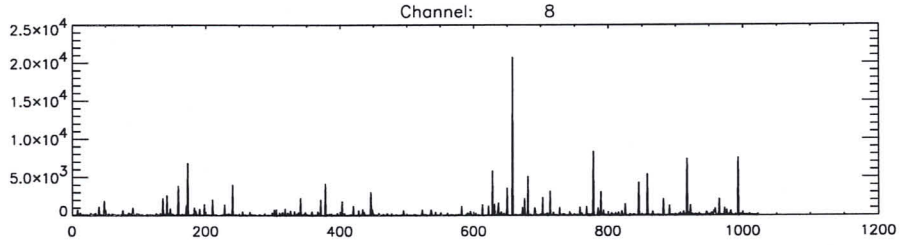
Channel: 8

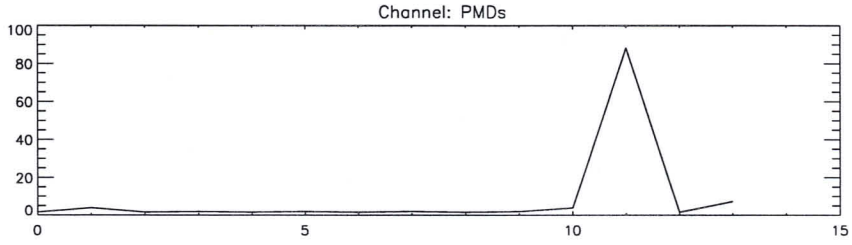
Channel: PMDs

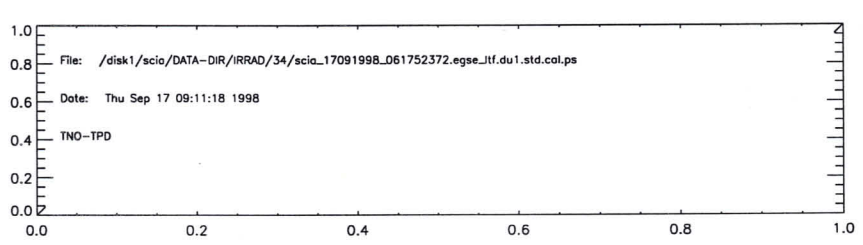
File: /disk1/scio/DATA-DIR/IRRAD/34/scia_17091998_061752372.egse_itf.du1.std.cal.ps
Date: Thu Sep 17 09:11:18 1998
TNO-TPD

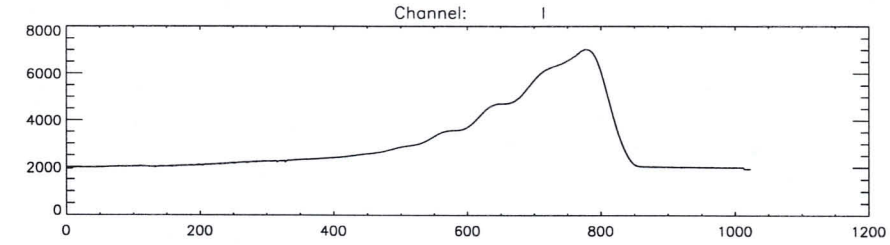
Channel: 1
8000
6000
4000
2000
0
0
200
400
600
800
1000
1200

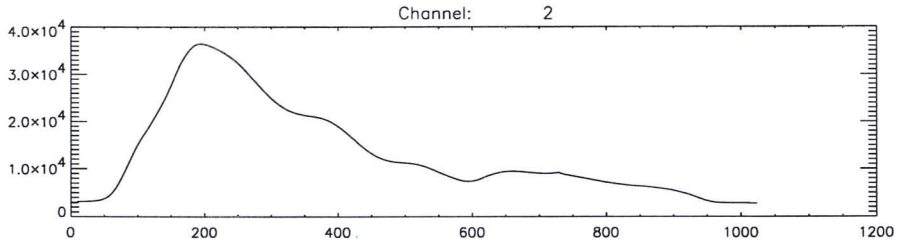
Channel: 2
4.0x10^4
3.0x10^4
2.0x10^4
1.0x10^4
0
0
200
400
600
800
1000
1200

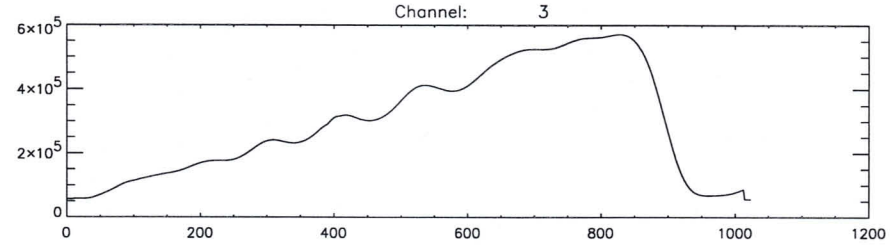
Channel: 3
6x10^5
4x10^5
2x10^5
0
0
200
400
600
800
1000
1200

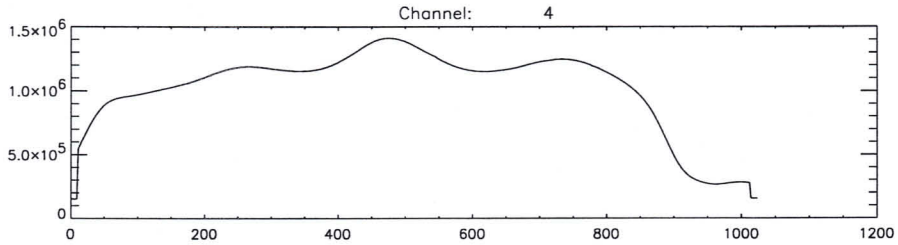
Channel: 4
1.5x10^6
1.0x10^6
5.0x10^5
0
0
200
400
600
800
1000
1200

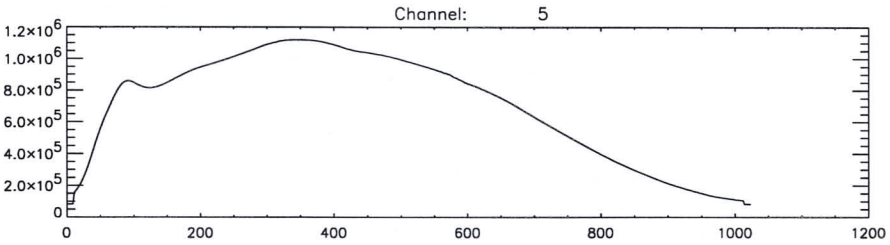
Channel: 5
1.2x10^6
1.0x10^6
8.0x10^5
6.0x10^5
4.0x10^5
2.0x10^5
0
0
200
400
600
800
1000
1200

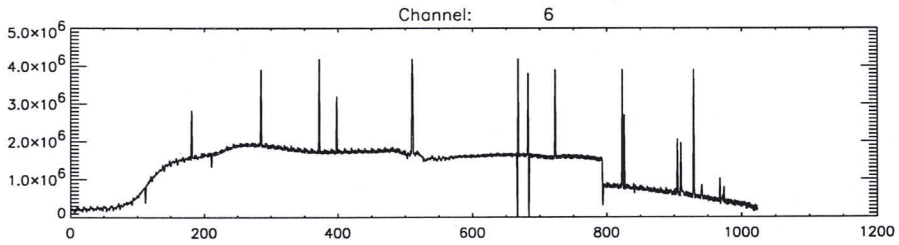
Channel: 6
5.0x10^6
4.0x10^6
3.0x10^6
2.0x10^6
1.0x10^6
0
0
200
400
600
800
1000
1200

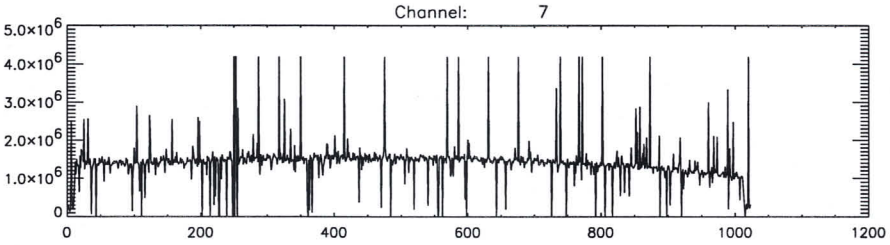
Channel: 7
5.0x10^6
4.0x10^6
3.0x10^6
2.0x10^6
1.0x10^6
0
0
200
400
600
800
1000
1200

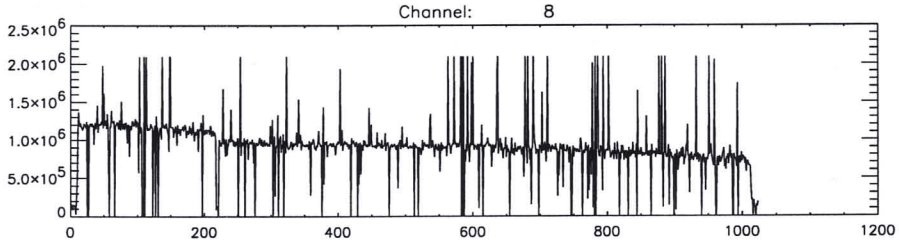
Channel: 8
2.5x10^6
2.0x10^6
1.5x10^6
1.0x10^6
5.0x10^5
0
0
200
400
600
800
1000
1200

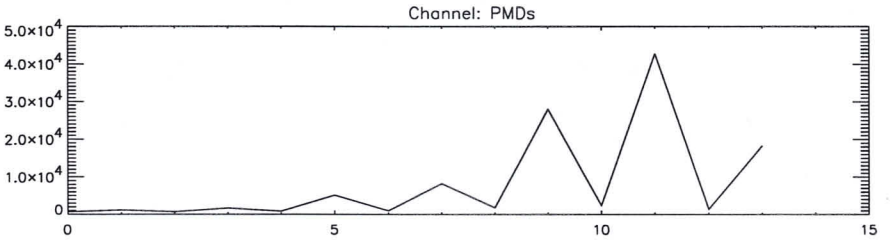
Channel: PMDs
5.0x10^4
4.0x10^4
3.0x10^4
2.0x10^4
1.0x10^4
0
0
5
10
15

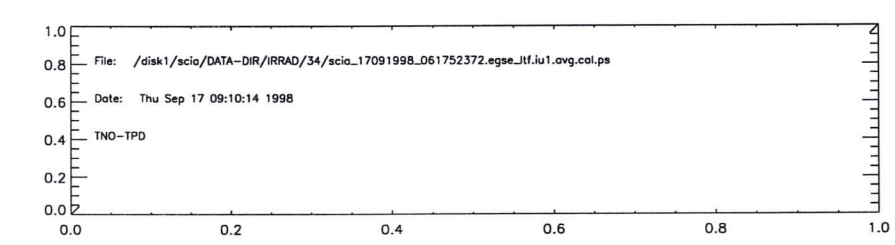
File: /disk1/scio/DATA-DIR/IRRAD/34/scia_17091998_061752372.egse_itf.iu1.avg.cal.ps
Date: Thu Sep 17 09:10:14 1998
TNO-TPD
1.0
0.8
0.6
0.4
0.2
0.0
0.0
0.2
0.4
0.6
0.8
1.0

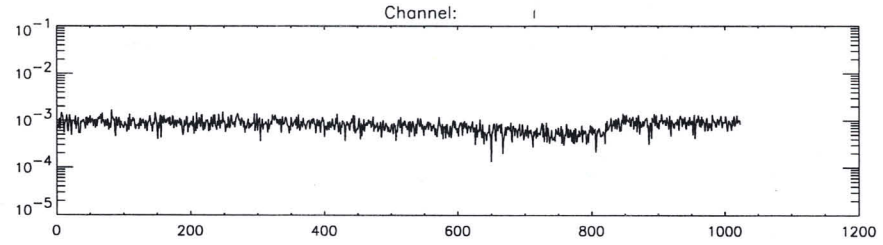
Channel:
10^{-1}
10^{-2}
10^{-3}
10^{-4}
10^{-5}
0
200
400
600
800
1000
1200

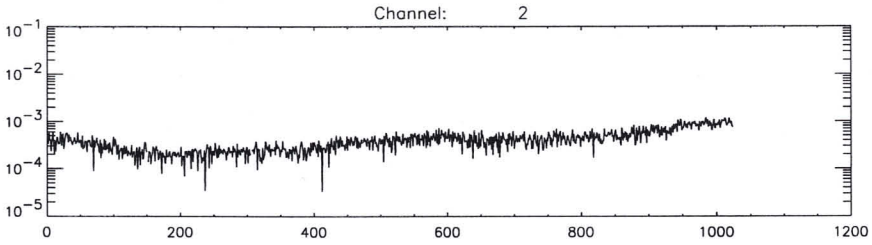
Channel: 2
10^{-1}
10^{-2}
10^{-3}
10^{-4}
10^{-5}
0
200
400
600
800
1000
1200

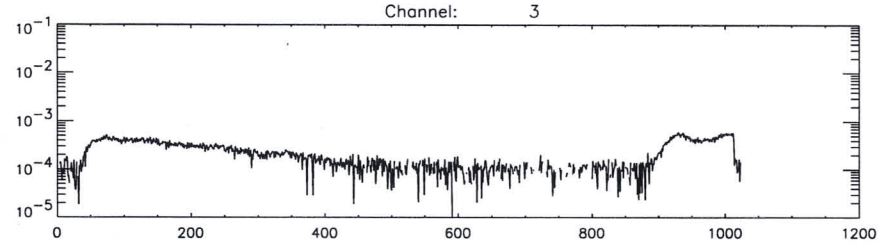
Channel: 3
10^{-1}
10^{-2}
10^{-3}
10^{-4}
10^{-5}
0
200
400
600
800
1000
1200

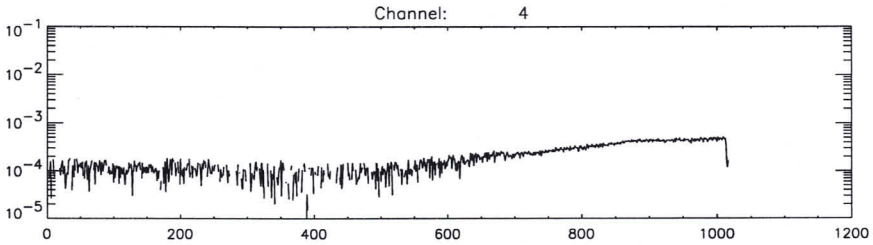
Channel: 4
10^{-1}
10^{-2}
10^{-3}
10^{-4}
10^{-5}
0
200
400
600
800
1000
1200

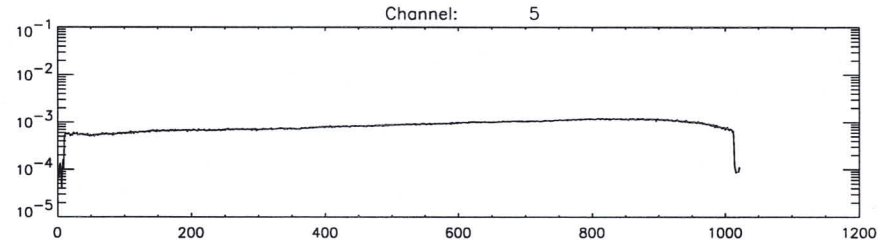
Channel: 5
10^{-1}
10^{-2}
10^{-3}
10^{-4}
10^{-5}
0
200
400
600
800
1000
1200

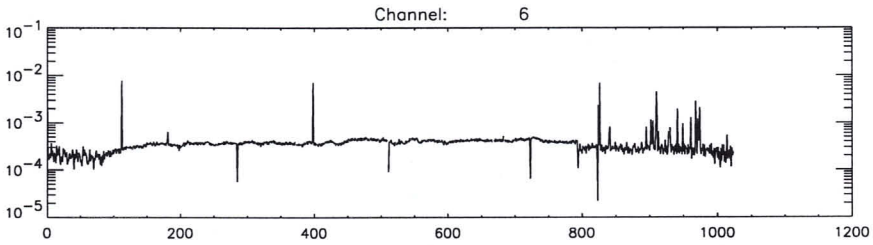
Channel: 6
10^{-1}
10^{-2}
10^{-3}
10^{-4}
10^{-5}
0
200
400
600
800
1000
1200

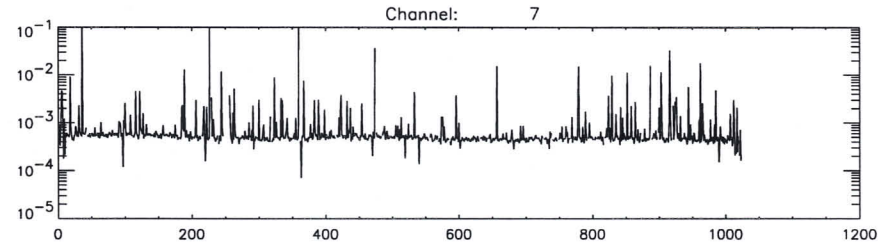
Channel: 7
10^{-1}
10^{-2}
10^{-3}
10^{-4}
10^{-5}
0
200
400
600
800
1000
1200

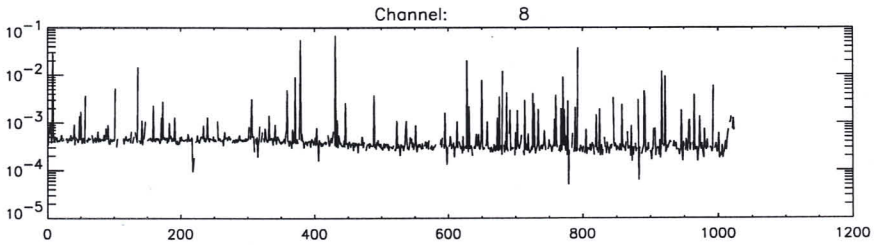
Channel: 8
10^{-1}
10^{-2}
10^{-3}
10^{-4}
10^{-5}
0
200
400
600
800
1000
1200

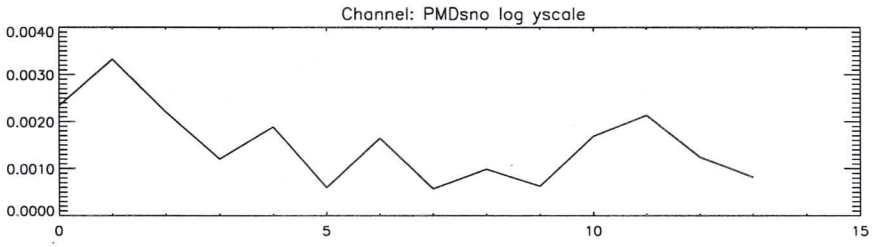
Channel: PMDsno log yscale
0.0040
0.0030
0.0020
0.0010
0.0000
0
5
10
15

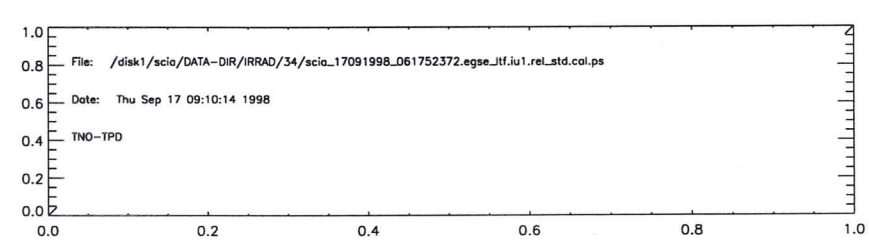
File: /disk1/scia/DATA-DIR/IRRAD/34/scia_17091998_061752372.egse_ltf.iu1.rel_std.cal.ps
Date: Thu Sep 17 09:10:14 1998
TNO-TPD
1.0
0.8
0.6
0.4
0.2
0.0
0.0
0.2
0.4
0.6
0.8
1.0

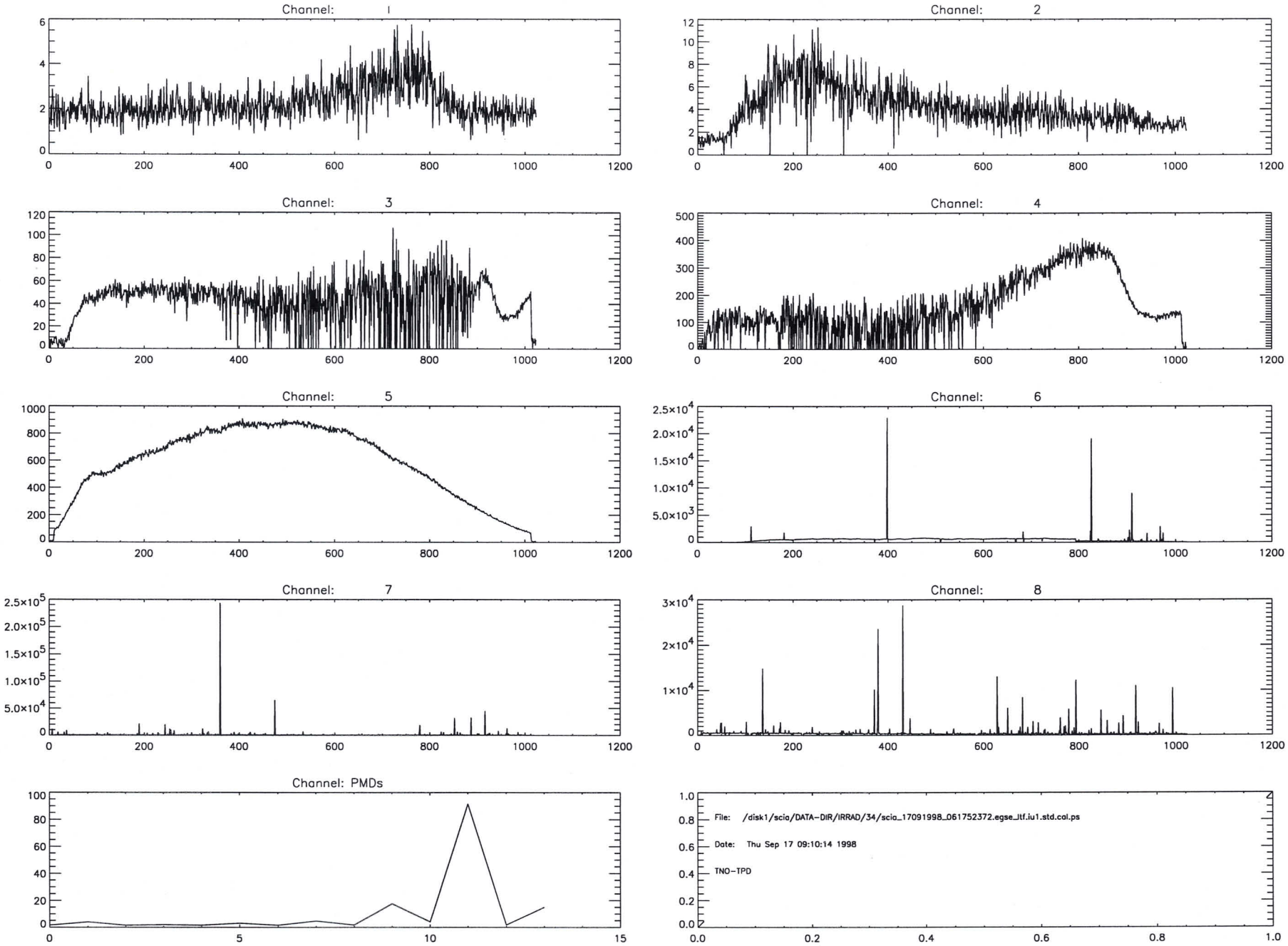
Channel: 1
Channel: 2
Channel: 3
Channel: 4
Channel: 5
Channel: 6
Channel: 7
Channel: 8
Channel: PMDs
File: /disk1/scia/DATA-DIR/IRRAD/34/scia_17091998_061752372.egse_ltf.iu1.std.cal.ps
Date: Thu Sep 17 09:10:14 1998
TNO-TPD

```
time       = Thu Sep 17 09:11:18 1998
batch      = du1
Start TOD = Thu 17-Sep-98 06:38:44
End   TOD = Thu 17-Sep-98 06:50:09
Processing= computation of average, standard dev. and rel.standard dev.
```

```
time       = Thu Sep 17 09:10:14 1998
batch      = iu1
Start TOD = Thu 17-Sep-98 06:18:20
End   TOD = Thu 17-Sep-98 06:38:44
Processing= computation of average, standard dev. and rel.standard dev.
```

	LOG SHEET SCHIAMACHY CALIBRATION	
Date/Time	Description of action	Measurement directory
17-9 19:00	IRrad metingen van 0, +0,5 en +1,0 m gedaan. do_irradiance ~~#~~ werkt niet, geeft fout melding nl: Floating illigal operand. control-file 'lykt' my in code.	/IRRAD-Total/7

size: 145998 should be approx 150Kb

- `ls -l *iu*.cal`

size: 145998 should be approx 150Kb

Note: all files should be present, if not:

(a) Check file <D> using SOLAN and check whether DU, and IU labels are present in dremark1 labels
(b) Check if enough disk space is available (Unix command `df -k | more`).

Print postscript

Print postscript files:

`lpr -P<printer> *.ps`
Contents dark file `*du*.avg.cal.ps` should be approx. constant within channels: (Y)/N
Contents light file `*iu*.avg.cal.ps` should resemble white light source: (Y)/N

Contents of `*rel_std*.ps` files should be smaller than 0.01 (pixel 300 -- 800) for all channels. (Y)/N
If not, value is: _____

Add postscript images to logbook, done (Y)/N

Print logfiles

`lpr -P<printer> *.log`
Add logfiles to logbook, done (Y)/N

If you have measured the irradiance at 3 distances, then proceed. otherwise, Sign at the end of this sheet.

Limb Irradiance

cd ~/DATA-DIR/IRRAD-TOTAL

ls -l

In DATA-DIR window

highest number in dir? 6 <Bi>

mkdir <Bi>+1

Now highest number in dir? 7 <C1>

<C1> should be <Bi>+1 (Y)/N

Dir name is: ~/DATA-DIR/IRRAD-TOTAL/<C1> <DIRname>

Let <D1>, <D2>, <D3> directories containing irradiance measurements (thus, <D1>, <D2>, <D3> are of the form ~/DATA-DIR/IRRAD/<number>)

In DATA.DIR window

cp <D1>/*.du*.avg.cal <DIRname>
cp <D1>/*.iu*.avg.cal <DIRname>

cp <D2>/*.du*.avg.cal <DIRname>
cp <D2>/*.iu*.avg.cal <DIRname>

cp <D3>/*.du*.avg.cal <DIRname>
cp <D3>/*.iu*.avg.cal <DIRname>

cd <DIRname>

ls -l

Copied files present? (Y)/N.

Proceed with page 3.

STEP	ACTION	RESULT	MARKER
Intro	Your name: Date:	M Kalk 17-9	
	What's the name of the (main) data input files generated by the EGSE? (*.dat)	scia_17091999_07272147?.dat	
	Setup a three-window configuration on your SUN.		see course descr.
Cnstr directory	`cd ~/DATA-DIR/IRRAD ; ls -l` highest number in directory?	34	Note: In window DATA-DIR (B)
	New directory: `mkdir <B+1>` `ls -l` What's now the highest number in directory? <C> should be <B> + 1	35	(C)
	directory name is:	Y N `~/DATA-DIR/IRRAD/<C>`	(DIR-NAME)
Copy data	See Analysis sheet: Transfer Data File	Y N	In DATA-DIR window
Cnstr EGSE_LTF	`cal_raw2ltf .` (Error messages are not necessarily fatal; check with SOLAN --in solan window-- whether output file is okay: there should be a signal present, and `dremark1` labels should be filled)	S	Note: In window DATA-DIR; ***don't forget the dot !!!;*** *May take more than 15 mins.*
	`ls -l *.egse_ltf` What's the name of the egse_ltf file	scia_17091999_07272147?.egse_ltf	(D)
	`<D> should be <A>.egse_ltf`	Y N	
Cnstr CAL files	`idl run_averscia` (and select file <D> when asked)	S	Note: In window IDL
Check CAL files	Dark files: `ls -l *du*.cal`		In DATA-DIR window

```
0.0     scia_17091998_030543387.egse_ltf.iu1.avg.cal
50.0    scia_17091998_061752372.egse_ltf.iu1.avg.cal
100.0   scia_17091998_072721472.egse_ltf.iu1.avg.cal
```

IRRadiance processing	Construct `control-file` in dir. <DIR-NAME> where each line is of the form `<distance> <lightfile>`, where `<distance>` is the relative distance at which the contents of the `*.cal` file `<lightfile>` is measured.	let op: line-feed aan het einde.
Run radiance	`idl do_irradiance`	werkt niet, foutmelding: Floating illegal operand. In IDL window
Check irradiance	`ls -l *`	
	Size of file `<D>.du*.cal.p1`	_____
	Size of file `<D>.du*.cal.f455p2`	_____
	20).dark.cal.f456.p2	
	Size of file `<D>*.p1.*.log`	_____
	`lpr -P<printer> *p[12]*.ps`	
Check irradiance visually	Value of P1 and P2 file resemble white light source?	Y / N
	Add postscript images to logbook, done	Y / N
Print logfiles	`lpr -P<printer> *p[12]*.plog`	
	Add logfiles to logbook, done	Y / N
Back up	Create 3 sets of backup CDs of directory <DIR-NAME> (One CD has a capacity of 600 Mbytes, the UNIX command `/usr/bin/du -k .` gives the number of kilo bytes in the current directory).	See analysis sheet BackUp
	Name of backup CDs	_____

Formal Run of Measurement

(Measurement ID) IRRAD - LIMB

Request for Actual Status		(cross out entries that are **not** requested.)
Request for Modification		(fill in only entries to be modified)
Request for Run	x	(no entries = run based on actual default settings)

Scanner Positions

Azimuth	-45.00	deg
Elevation	+165.00	deg

Timeline for each Data Acquisition Period during Measurement

	1	2	3	4	5	6	7	8	9	10
State ID	39									
Repetitions	10									

State Parameters for States used in Timeline (State ID must be given)

Channel	PET [s] or H#	Co-Adding	PET [s] or H#	Co-Adding	PET [s] or H#	Co-Adding	PET [s] or H#	Co-Adding
1a	64	1						
1b	64	1						
2b	64	1						
2a	64	1						
3	4	16						
4	1	64						
5	2	32						
6	0.5	64						
7	1	64						
8	2	32						
State ID								

min dist 1 m

Stimuli Settings for Existing Blocks in Measurement

Block No	Stimuli Setup ID	PPC [deg]	Polarizer [deg]	Shutter open/close	Acquisition Time [s]	Lambda [nm] Start	Stop	Step	Repetition Factor	Message	OS Setup Time [s]
1	0	-	-	-	-	-	-	0	1	IUM	0
2	0	-	-	-	-	-	-	0	1	IDLE	0

Measurement Data Description

Test Purpose	
Remark	UID 31
Data Directory	

Signatures

	Date	Signature
Issued	17-9	GD
< Performed	17.9	

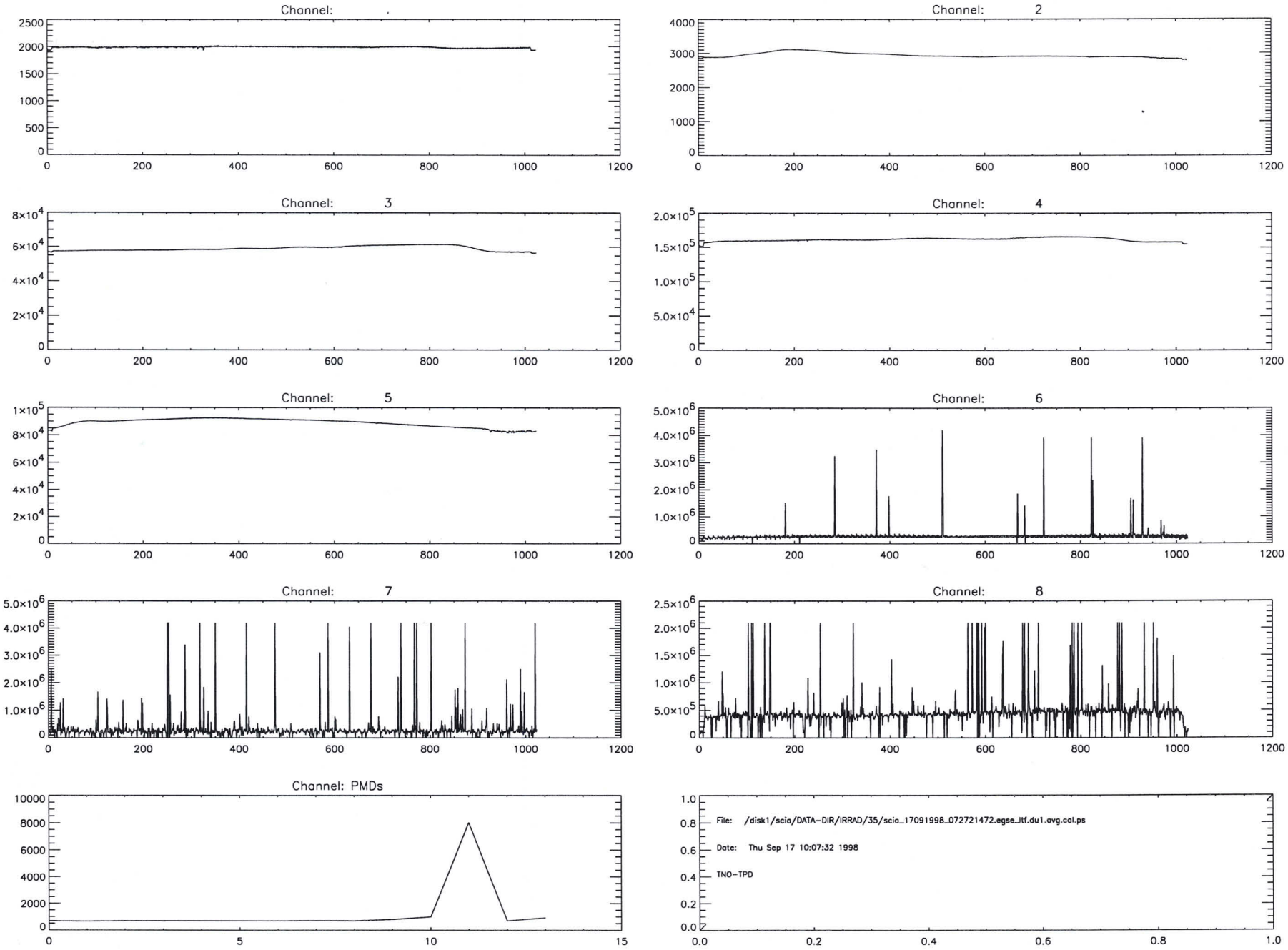
Channel:
Channel: 2
Channel: 3
Channel: 4
Channel: 5
Channel: 6
Channel: 7
Channel: 8
Channel: PMDs
File: /disk1/scia/DATA-DIR/IRRAD/35/scia_17091998_072721472.egse_itf.du1.avg.cal.ps
Date: Thu Sep 17 10:07:32 1998
TNO-TPD

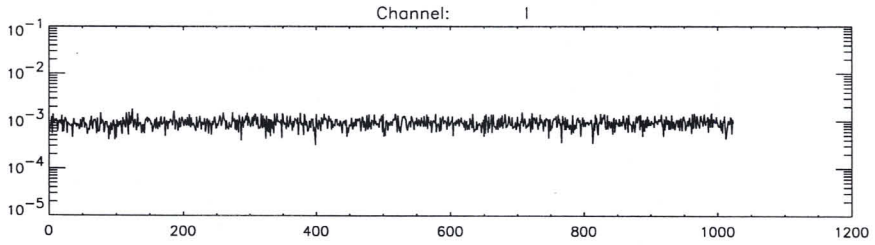
Channel: 1

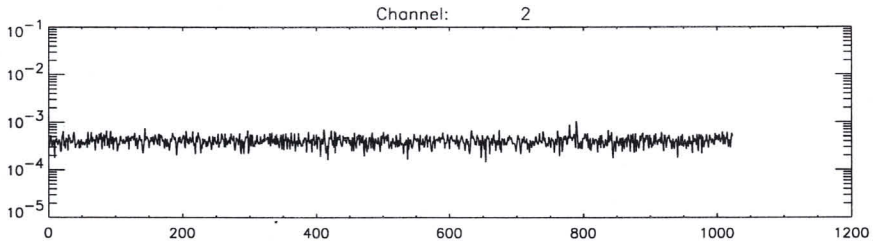
Channel: 2

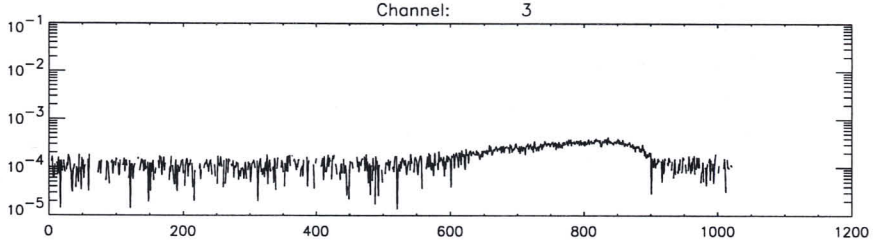
Channel: 3

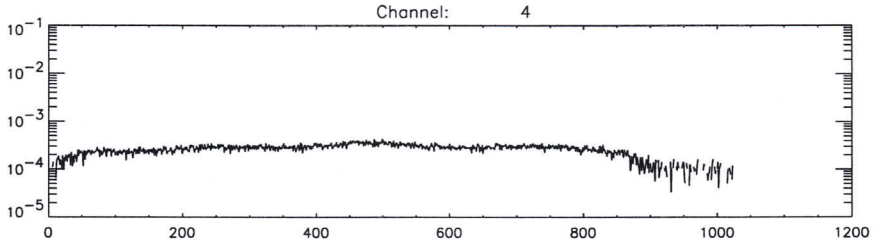
Channel: 4

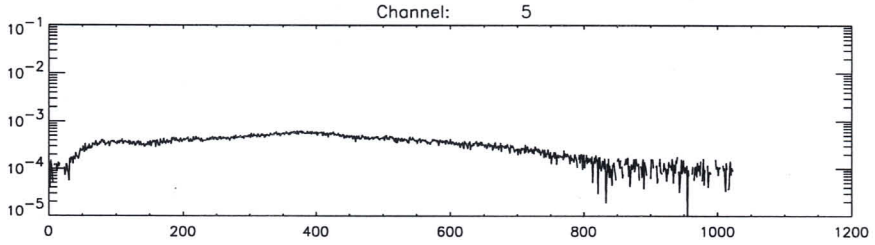
Channel: 5

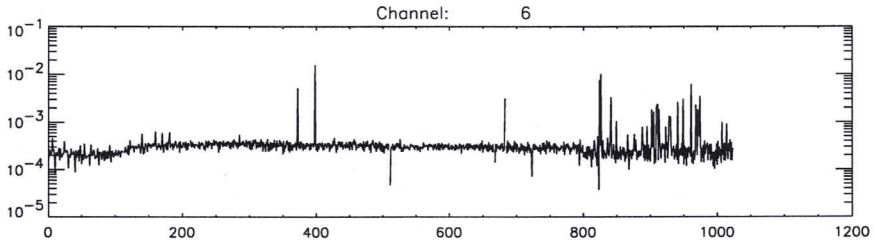
Channel: 6

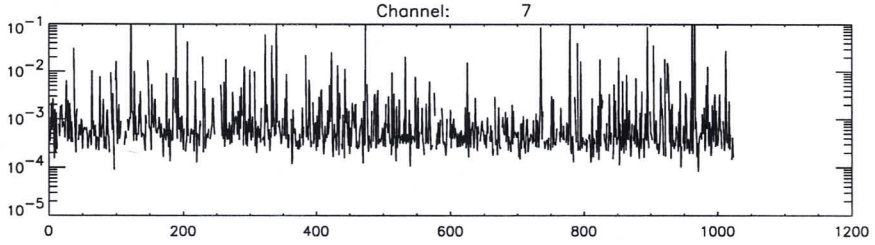
Channel: 7

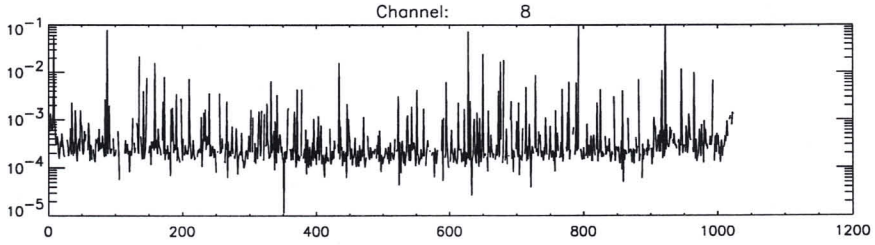
Channel: 8

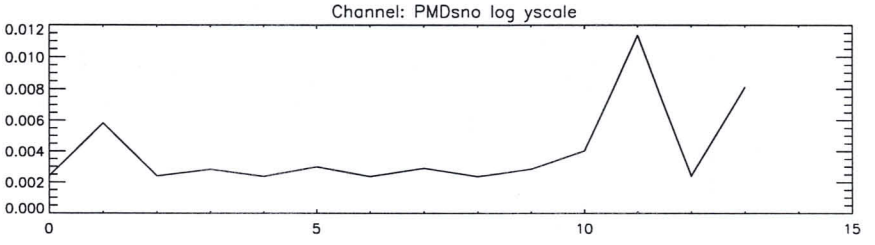
Channel: PMDsno log yscale

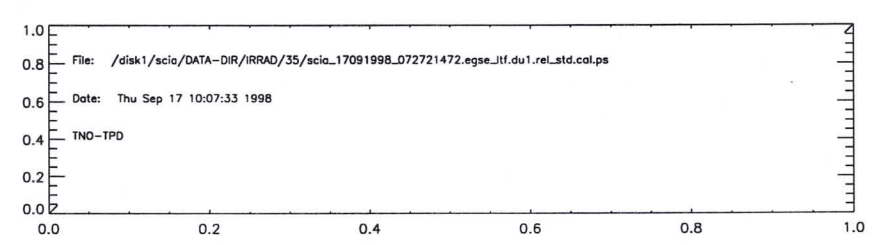
File: /disk1/scia/DATA-DIR/IRRAD/35/scia_17091998_072721472.egse_ltf.du1.rel_std.cal.ps
Date: Thu Sep 17 10:07:33 1998
TNO-TPD

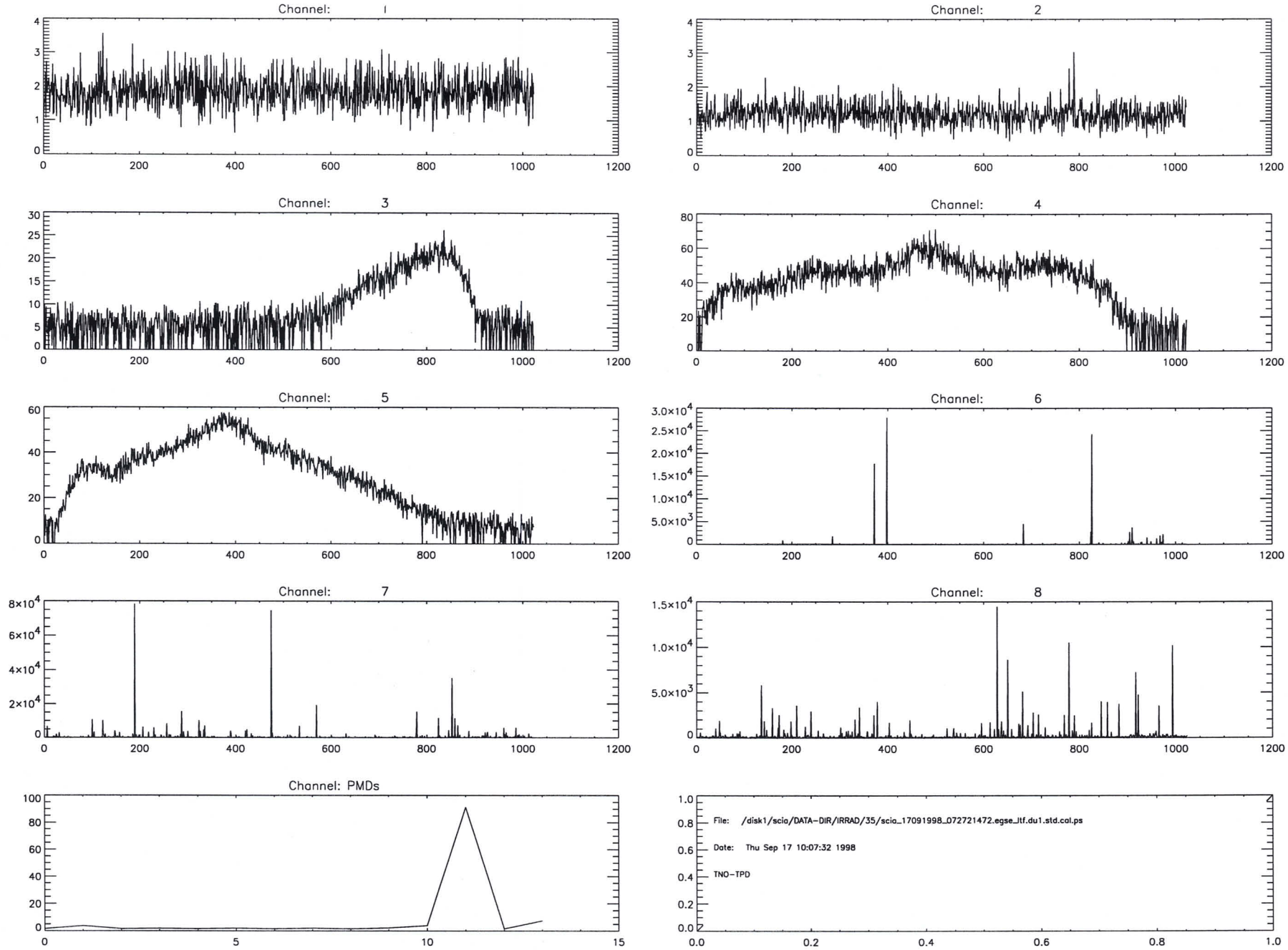
Channel: 1
Channel: 2
Channel: 3
Channel: 4
Channel: 5
Channel: 6
Channel: 7
Channel: 8
Channel: PMDs
File: /disk1/scio/DATA-DIR/IRRAD/35/scia_17091998_072721472.egse_itf.du1.std.cal.ps
Date: Thu Sep 17 10:07:32 1998
TNO-TPD

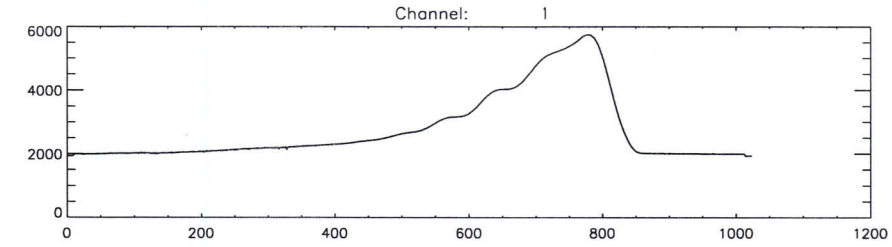
Channel: 1
6000
4000
2000
0
0
200
400
600
800
1000
1200

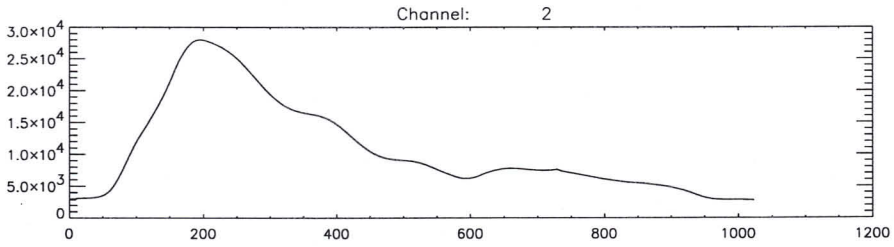
Channel: 2
3.0x10^4
2.5x10^4
2.0x10^4
1.5x10^4
1.0x10^4
5.0x10^3
0
0
200
400
600
800
1000
1200

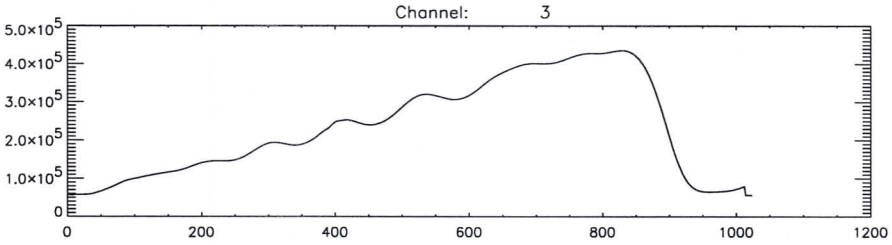
Channel: 3
5.0x10^5
4.0x10^5
3.0x10^5
2.0x10^5
1.0x10^5
0
0
200
400
600
800
1000
1200

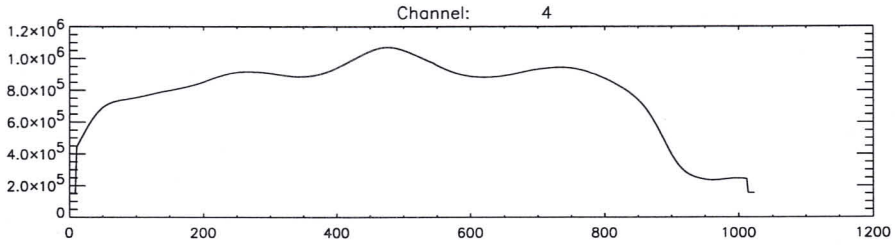
Channel: 4
1.2x10^6
1.0x10^6
8.0x10^5
6.0x10^5
4.0x10^5
2.0x10^5
0
0
200
400
600
800
1000
1200

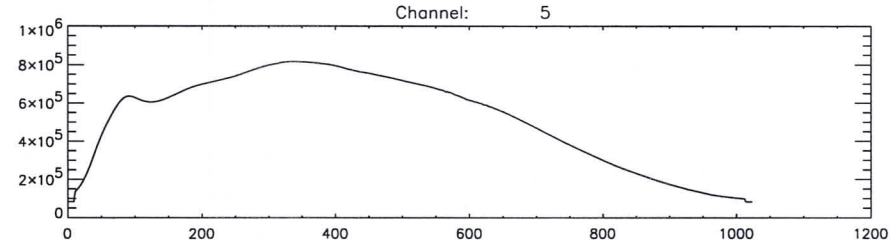
Channel: 5
1x10^6
8x10^5
6x10^5
4x10^5
2x10^5
0
0
200
400
600
800
1000
1200

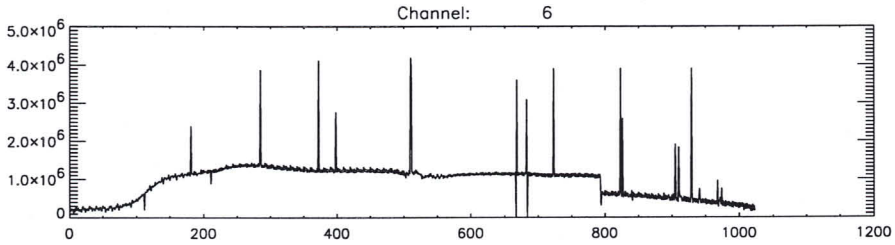
Channel: 6
5.0x10^6
4.0x10^6
3.0x10^6
2.0x10^6
1.0x10^6
0
0
200
400
600
800
1000
1200

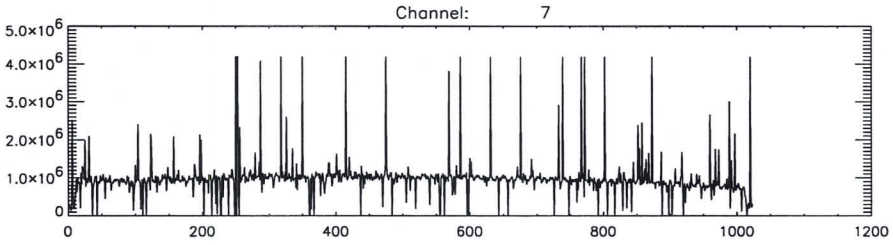
Channel: 7
5.0x10^6
4.0x10^6
3.0x10^6
2.0x10^6
1.0x10^6
0
0
200
400
600
800
1000
1200

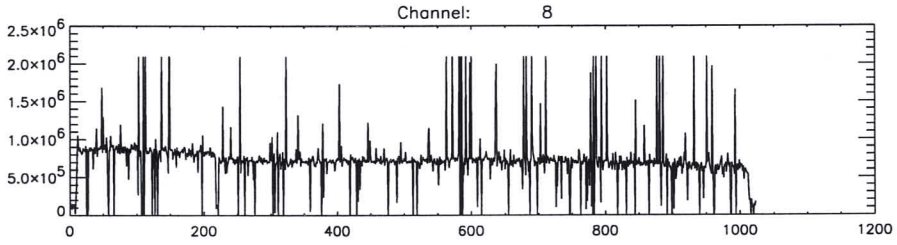
Channel: 8
2.5x10^6
2.0x10^6
1.5x10^6
1.0x10^6
5.0x10^5
0
0
200
400
600
800
1000
1200

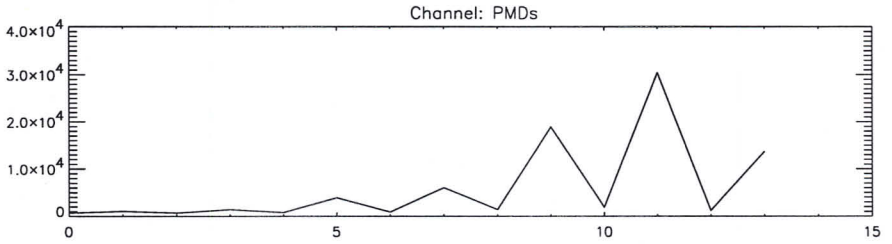
Channel: PMDs
4.0x10^4
3.0x10^4
2.0x10^4
1.0x10^4
0
0
5
10
15

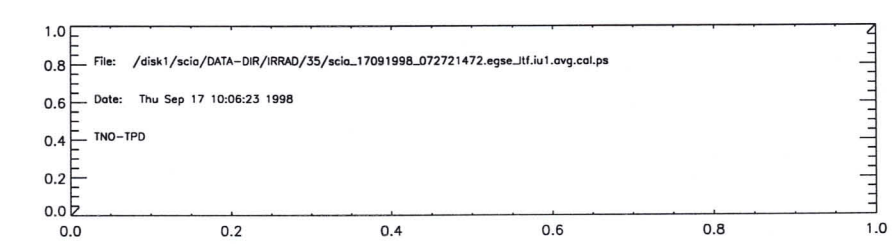
1.0
0.8
0.6
0.4
0.2
0.0
File: /disk1/scia/DATA-DIR/IRRAD/35/scia_17091998_072721472.egse_itf.iu1.avg.cal.ps
Date: Thu Sep 17 10:06:23 1998
TNO-TPD
0.0
0.2
0.4
0.6
0.8
1.0

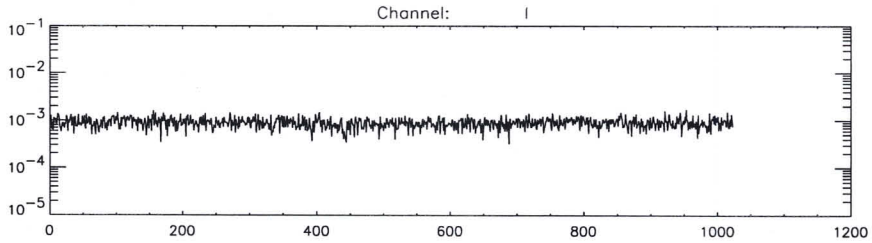
Channel: 1

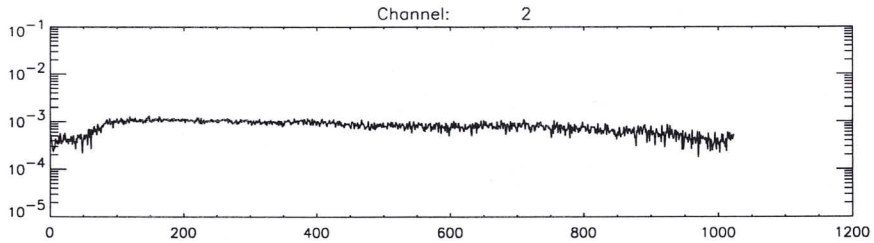
Channel: 2

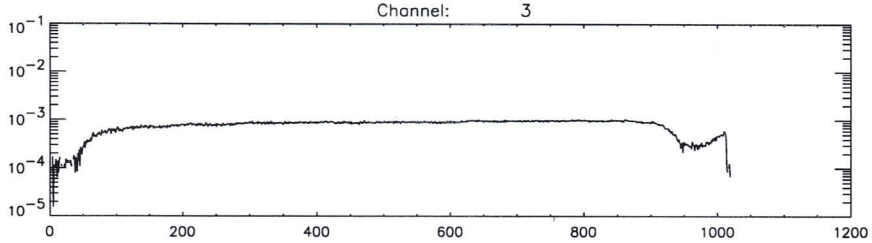
Channel: 3

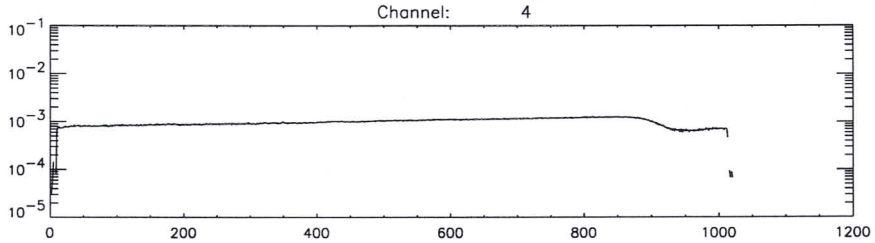
Channel: 4

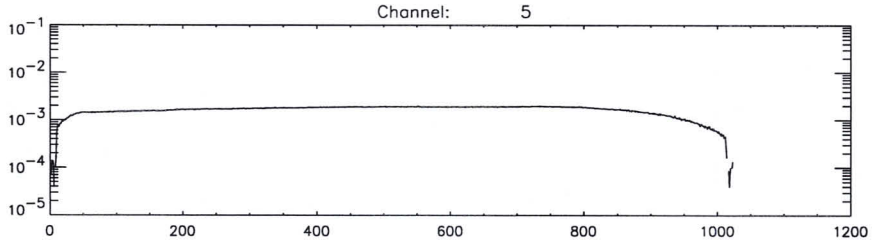
Channel: 5

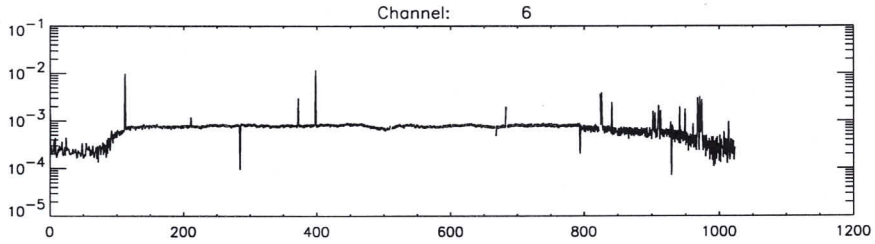
Channel: 6

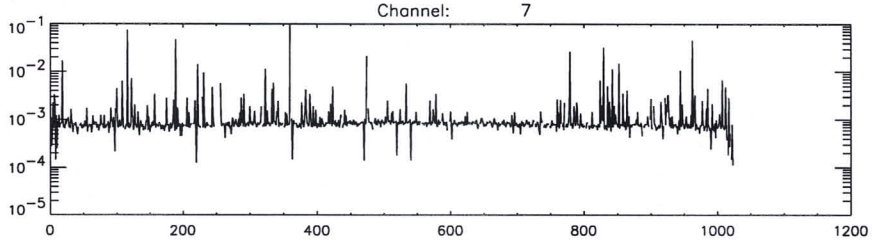
Channel: 7

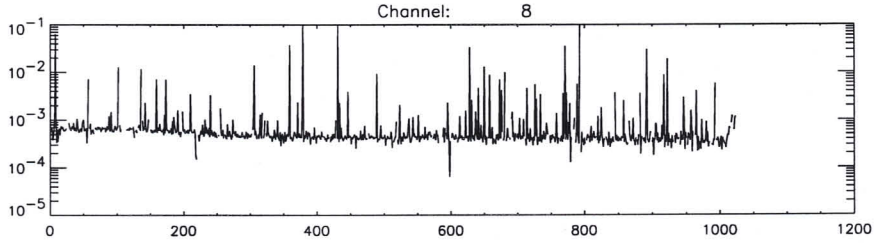
Channel: 8

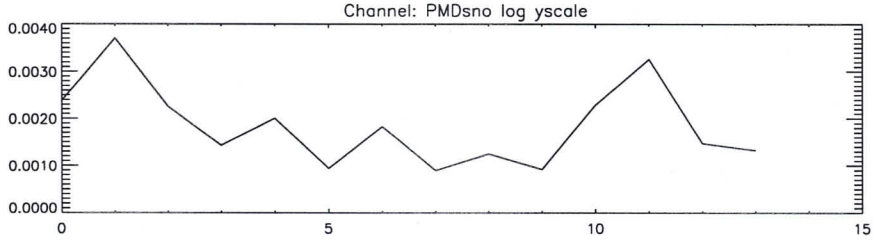
Channel: PMDsno log yscale

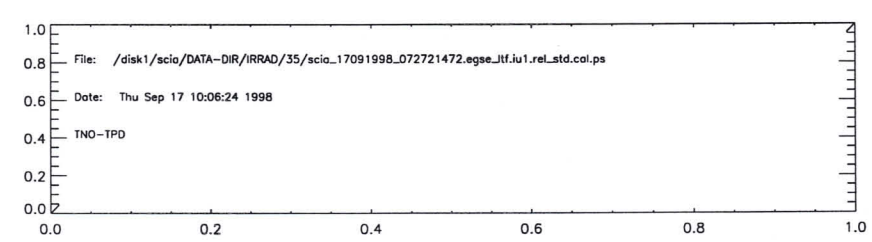
File: /disk1/scia/DATA-DIR/IRRAD/35/scia_17091998_072721472.egse_ltf.iu1.rel_std.cal.ps
Date: Thu Sep 17 10:06:24 1998
TNO-TPD

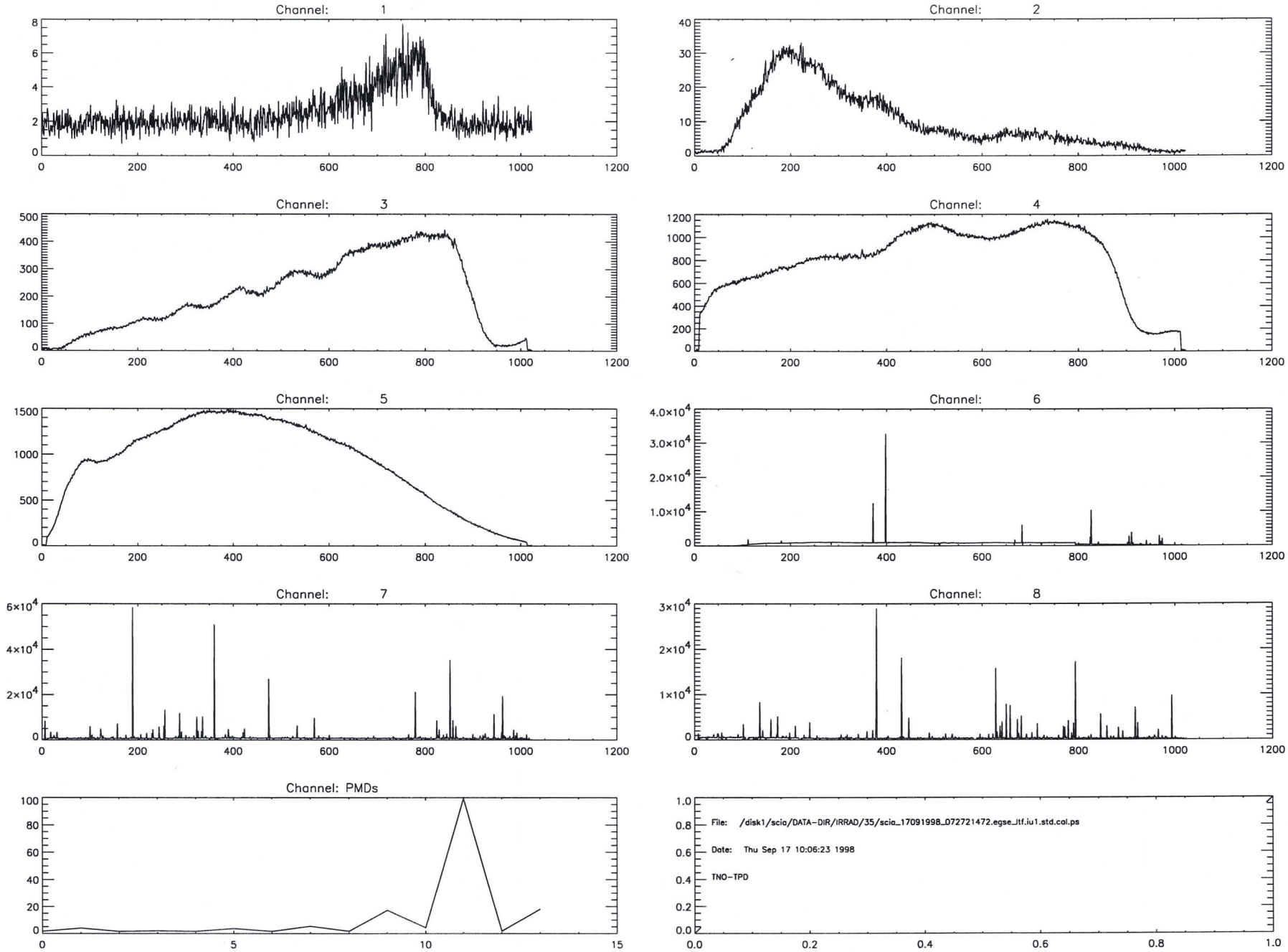
Channel: 1
Channel: 2
Channel: 3
Channel: 4
Channel: 5
Channel: 6
Channel: 7
Channel: 8
Channel: PMDs
File: /disk1/scia/DATA-DIR/IRRAD/35/scia_17091998_072721472.egse_itf.iu1.std.cal.ps
Date: Thu Sep 17 10:06:23 1998
TNO-TPD

```
time       = Thu Sep 17 10:07:33 1998
batch      = du1
Start TOD = Thu 17-Sep-98 07:44:14
End   TOD = Thu 17-Sep-98 07:55:39
Processing= computation of average, standard dev. and rel.standard dev.
```

```
time       = Thu Sep 17 10:06:24 1998
batch      = iu1
Start TOD = Thu 17-Sep-98 07:27:49
End   TOD = Thu 17-Sep-98 07:44:14
Processing= computation of average, standard dev. and rel.standard dev.
```

STEP	ACTION	RESULT	MARKER
Intro	Your name: Date:	M. Kalt 17-9	
	What's the name of the (main) data input files generated by the EGSE? (*.dat)	scia_17ogrggd-ods7odd61.dat	
	Setup a three-window configuration on your SUN.		see course descr.
Cnstr directory	`cd ~/DATA-DIR/IRRAD ; ls -l` highest number in directory?	35	(B)
	New directory: `mkdir <B+1>` `ls -l` What's now the highest number in directory? <C> should be <B> + 1 directory name is:	36 Y N `~/DATA-DIR/IRRAD/<C>`	(C) (DIR-NAME)
Copy data	See Analysis sheet: Transfer Data File	Y N	In DATA-DIR window
Cnstr EGSE_LTF	`cal_raw2ltf .` (Error messages are not necessarily fatal; check with SOLAN --in solan window-- whether output file is okay: there should be a signal present, and `dremark1` labels should be filled) `ls -l *.egse_ltf` What's the name of the egse_ltf file <D> should be <A>.egse_ltf	scia-17ogrggd-ods7odd61.egse-ltf Y N	Note: In window DATA-DIR; ***don't forget the dot !!!;*** *May take more than 15 mins.* (D)
Cnstr CAL files	`idl run_averscia` (and select file <D> when asked)	S	Note: In window IDL
Check CAL files	Dark files: `ls -l *du*.cal`		In DATA-DIR window

size: 145gd should be approx 150Kb

- `ls -l *iu*.cal`

size: 145gd should be approx 150Kb

Note: all files should be present, if not:

(a) Check file <D> using SOLAN and check whether DU, and IU labels are present in dremark1 labels
(b) Check if enough disk space is available (Unix command `df -k | more`).

Print postscript

Print postscript files:

`lpr -P<printer> *.ps`
Contents dark file `*du*.avg.cal.ps` should be approx. constant within channels: (Y) / N
Contents light file `*iu*.avg.cal.ps` should resemble white light source: (Y) / N

Contents of `*rel_std*.ps` files should be smaller than 0.01 (pixel 300 -- 800) for all channels. (Y) / N
If not, value is: _____

Add postscript images to logbook, done (Y) / N

Print logfiles

`lpr -P<printer> *.log`
Add logfiles to logbook, done (Y) / N

If you have measured the irradiance at 3 distances, then proceed. otherwise, sign at the end of this sheet.

Limb Irradiance

cd ~/DATA-DIR/IRRAD-TOTAL — In DATA-DIR window

ls -l

highest number in dir? _____ <Bi>

mkdir <Bi>+1

New highest number in dir? _____ <Ci>

<Ci> should be <Bi>+1 Y/N

Dir name is: ~/DATA-DIR/IRRAD-TOTAL/<Ci>

<DIRname>

Let <D1>, <D2>, <D3> directories containing irradiance measurements (thus, <D1>, <D2>, <D3> are of the form ~/DATA-DIR/IRRAD/<number>)

In DATA.DIR window

cp <D1>/*.du*.avg.cal <DIRname>
cp <D1>/*.iu*.avg.cal <DIRname>

cp <D2>/*.du*.avg.cal <DIRname>
cp <D2>/*.iu*.avg.cal <DIRname>

cp <D3>/*.du*.avg.cal <DIRname>
cp <D3>/*.iu*.avg.cal <DIRname>

cd <DIRname>

ls -l

Copied files present? Y/N.

Proceed with page 3.

let op: line-feed aan het einde.

IRRadiance processing	Construct `control-file` in dir. <DIR-NAME> where each line is of the form `<distance> <lightfile>`, where `<distance>` is the relative distance at which the contents of the `*.cal` file `<lightfile>` is measured.		
Run radiance	`idl do_irradiance`		In IDL window
Check irradiance	`ls -l *`		
	Size of file `<D>.du*.cal.p1`	_____	
	Size of file `<D>.du*.cal.f455p2` 20).dux.cal.f456.p2	_____	
	Size of file `<D>*.p1.*.log`	_____	
	`lpr -P<printer> *p[12]*.ps`		
Check irradiance visually	Value of P1 and P2 file resemble white light source?	Y / N	
	Add postscript images to logbook, done	Y / N	
Print logfiles	`lpr -P<printer> *p[12]*.plog`		
	Add logfiles to logbook, done	Y / N	
Back up	Create 3 sets of backup CDs of directory <DIR-NAME> (One CD has a capacity of 600 Mbytes, the UNIX command `/usr/bin/du -k .` gives the number of kilo bytes in the current directory).		See analysis sheet BackUp
	Name of backup CDs	_____	

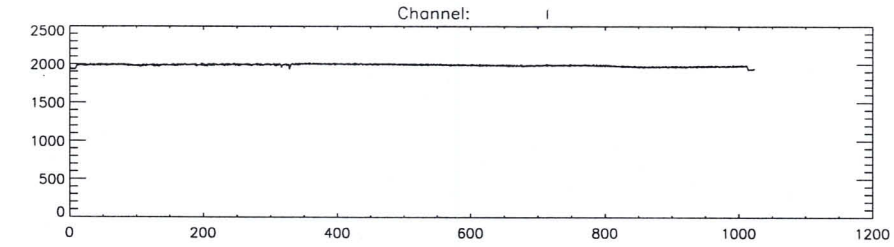
Channel: 1
2500
2000
1500
1000
500
0
0
200
400
600
800
1000
1200

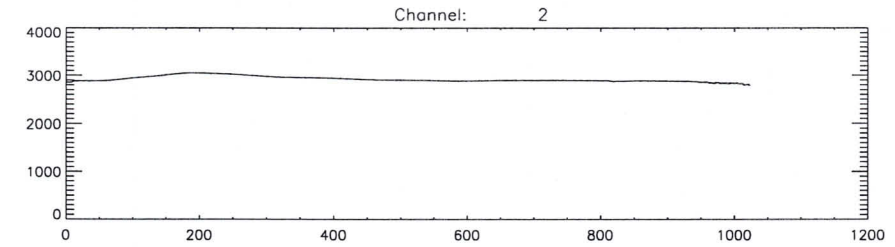
Channel: 2
4000
3000
2000
1000
0
0
200
400
600
800
1000
1200

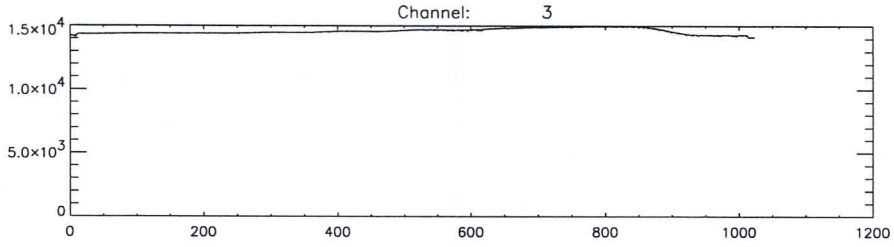
Channel: 3
1.5×10^4
1.0×10^4
5.0×10^3
0
0
200
400
600
800
1000
1200

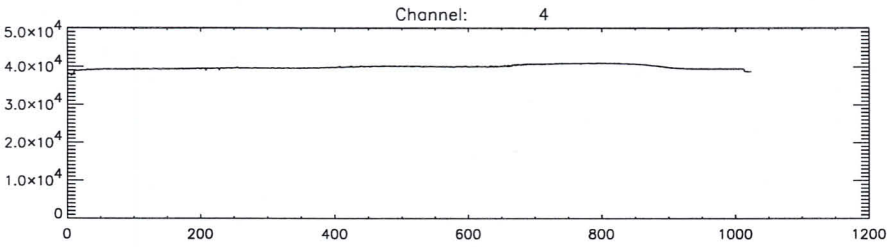
Channel: 4
5.0×10^4
4.0×10^4
3.0×10^4
2.0×10^4
1.0×10^4
0
0
200
400
600
800
1000
1200

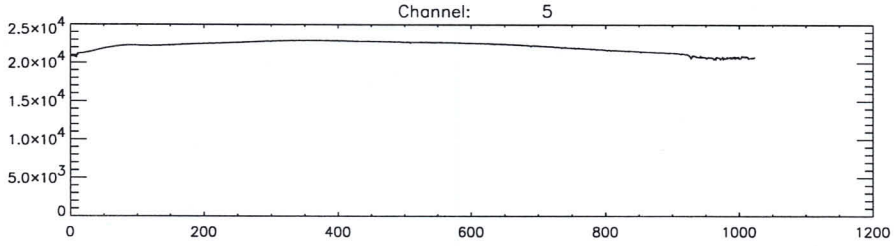
Channel: 5
2.5×10^4
2.0×10^4
1.5×10^4
1.0×10^4
5.0×10^3
0
0
200
400
600
800
1000
1200

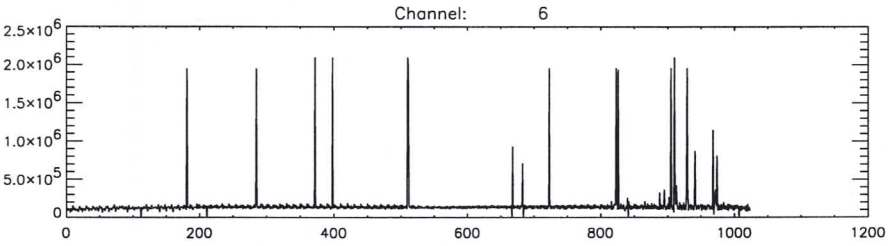
Channel: 6
2.5×10^6
2.0×10^6
1.5×10^6
1.0×10^6
5.0×10^5
0
0
200
400
600
800
1000
1200

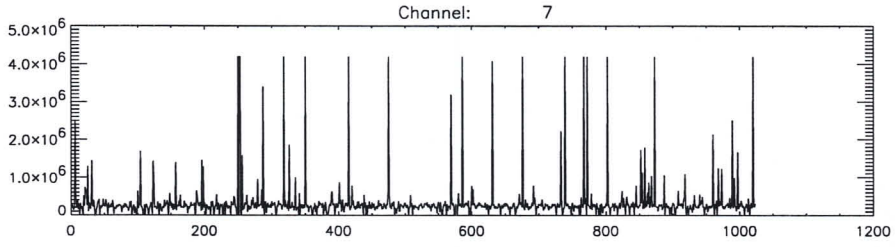
Channel: 7
5.0×10^6
4.0×10^6
3.0×10^6
2.0×10^6
1.0×10^6
0
0
200
400
600
800
1000
1200

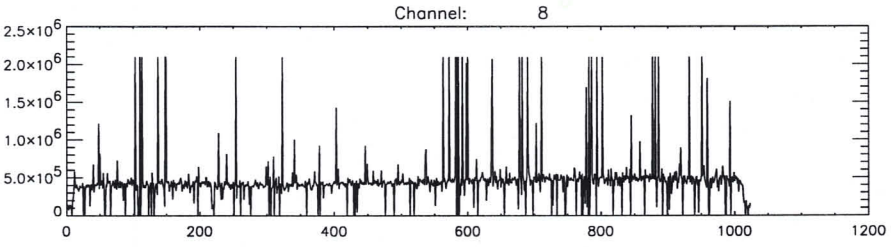
Channel: 8
2.5×10^6
2.0×10^6
1.5×10^6
1.0×10^6
5.0×10^5
0
0
200
400
600
800
1000
1200

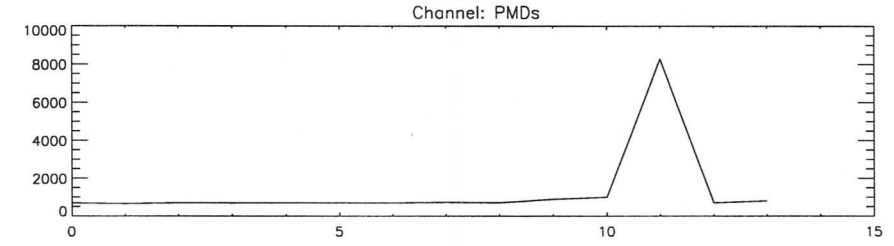
Channel: PMDs
10000
8000
6000
4000
2000
0
0
5
10
15

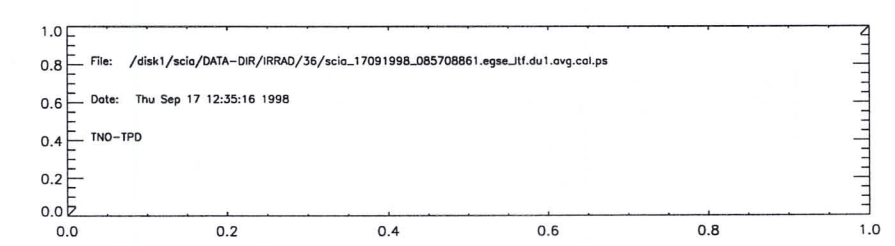
File: /disk1/scia/DATA-DIR/IRRAD/36/scia_17091998_085708861.egse_itf.du1.avg.cal.ps
Date: Thu Sep 17 12:35:16 1998
TNO-TPD
1.0
0.8
0.6
0.4
0.2
0.0
0.0
0.2
0.4
0.6
0.8
1.0

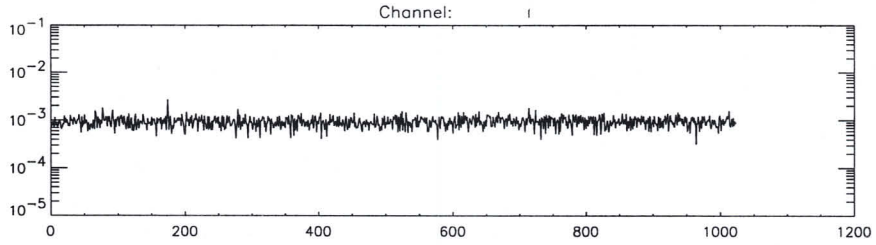
Channel: 1
10^{-1}
10^{-2}
10^{-3}
10^{-4}
10^{-5}
0
200
400
600
800
1000
1200

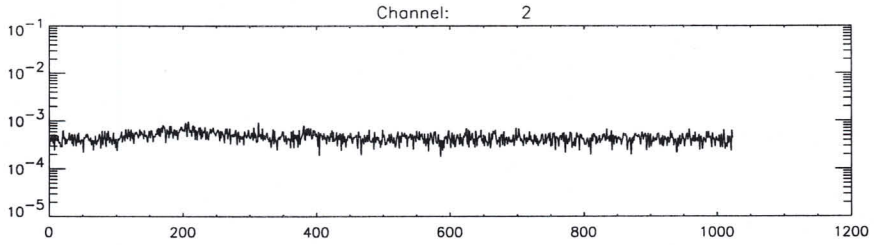
Channel: 2
10^{-1}
10^{-2}
10^{-3}
10^{-4}
10^{-5}
0
200
400
600
800
1000
1200

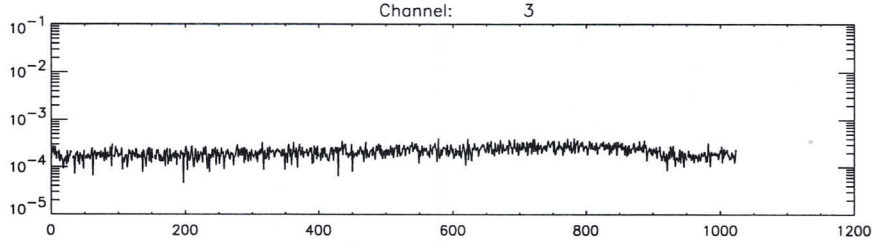
Channel: 3
10^{-1}
10^{-2}
10^{-3}
10^{-4}
10^{-5}
0
200
400
600
800
1000
1200

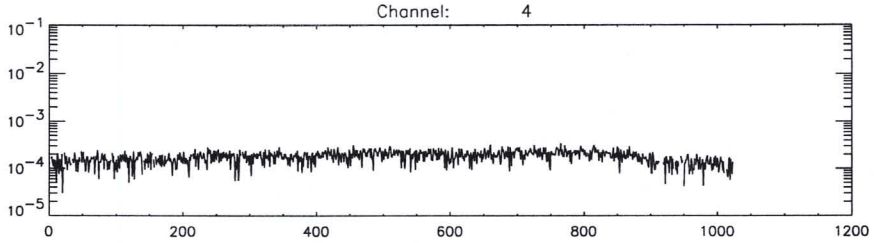
Channel: 4
10^{-1}
10^{-2}
10^{-3}
10^{-4}
10^{-5}
0
200
400
600
800
1000
1200

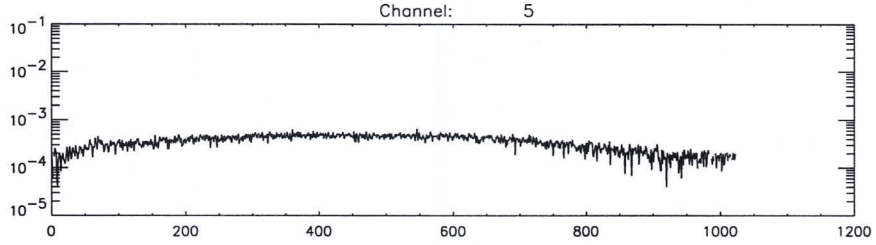
Channel: 5
10^{-1}
10^{-2}
10^{-3}
10^{-4}
10^{-5}
0
200
400
600
800
1000
1200

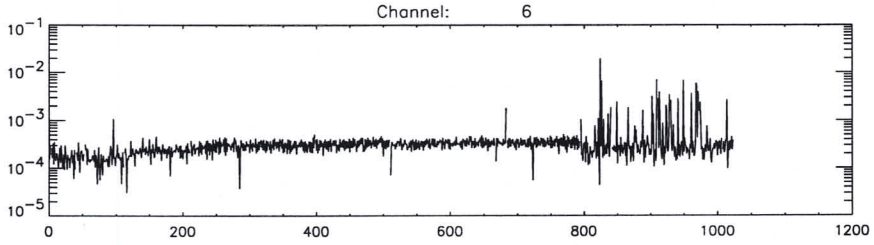
Channel: 6
10^{-1}
10^{-2}
10^{-3}
10^{-4}
10^{-5}
0
200
400
600
800
1000
1200

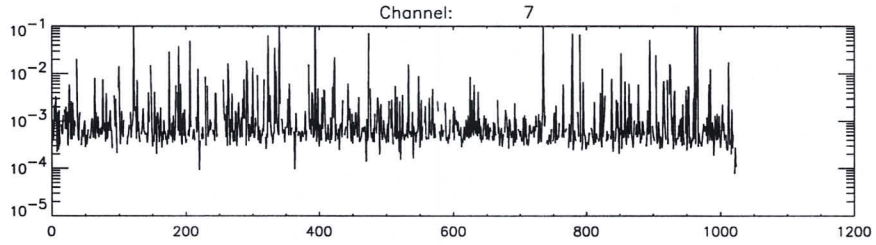
Channel: 7
10^{-1}
10^{-2}
10^{-3}
10^{-4}
10^{-5}
0
200
400
600
800
1000
1200

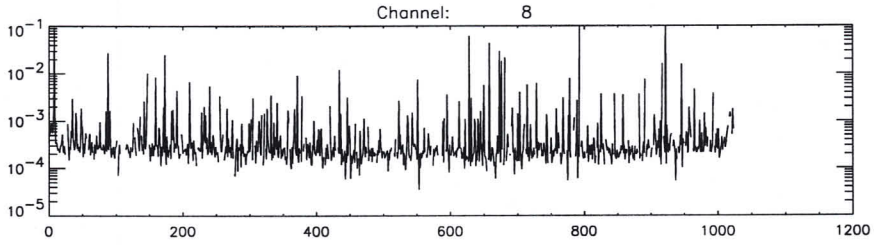
Channel: 8
10^{-1}
10^{-2}
10^{-3}
10^{-4}
10^{-5}
0
200
400
600
800
1000
1200

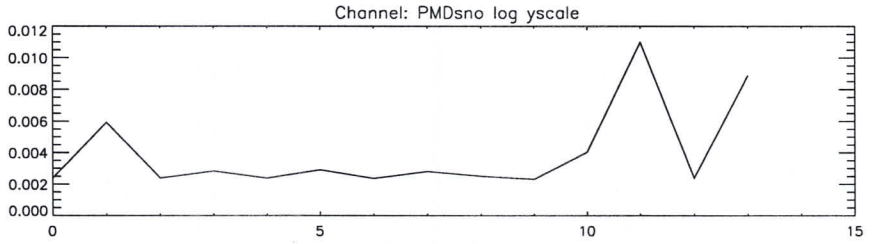
Channel: PMDsno log yscale
0.012
0.010
0.008
0.006
0.004
0.002
0.000
0
5
10
15

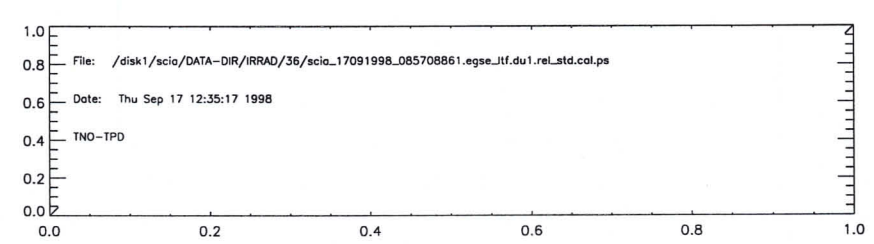
File: /disk1/scia/DATA-DIR/IRRAD/36/scia_17091998_085708861.egse_ltf.du1.rel_std.cal.ps
Date: Thu Sep 17 12:35:17 1998
TNO-TPD
1.0
0.8
0.6
0.4
0.2
0.0
0.0
0.2
0.4
0.6
0.8
1.0

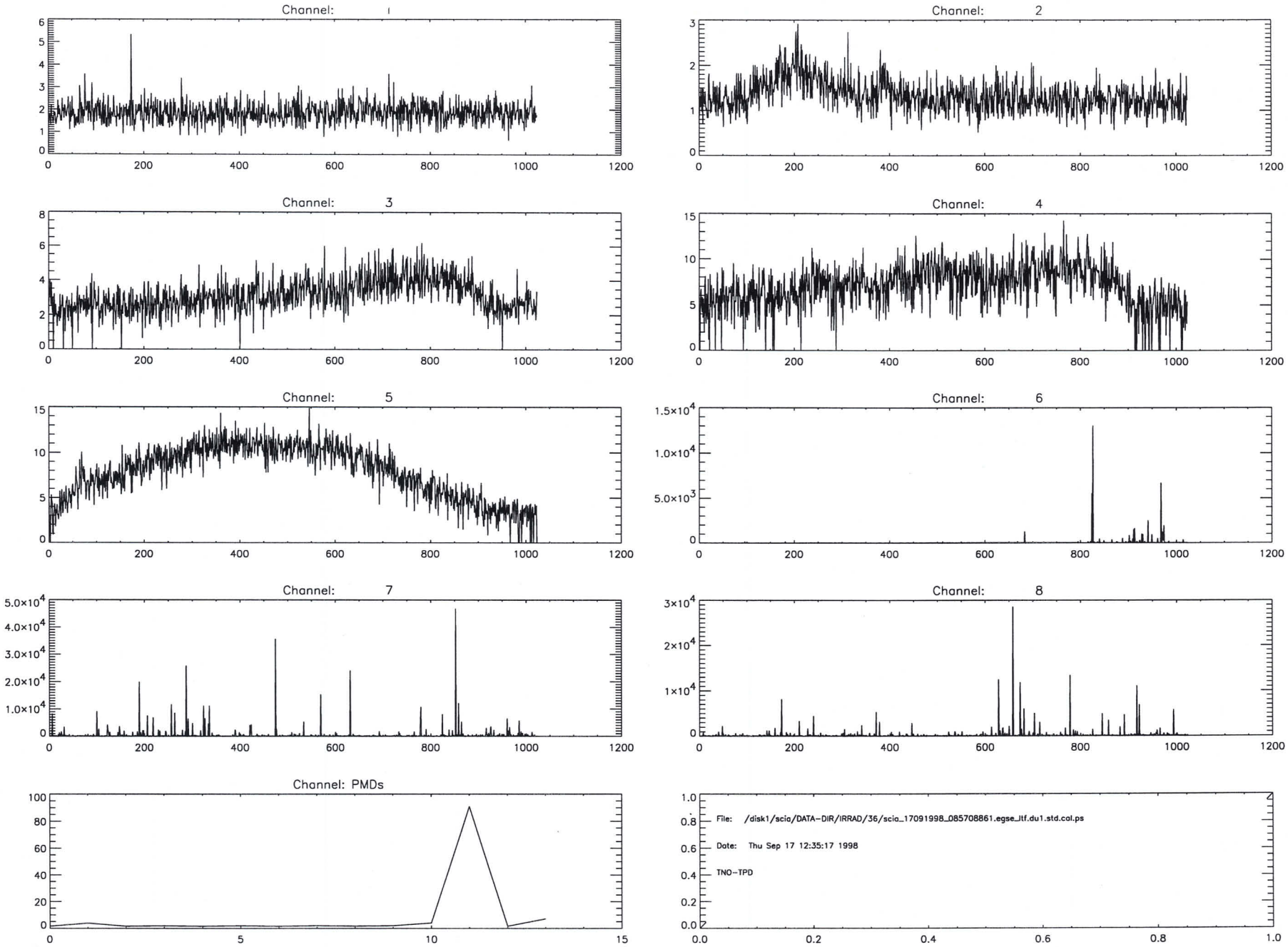
Channel: 1
Channel: 2
Channel: 3
Channel: 4
Channel: 5
Channel: 6
Channel: 7
Channel: 8
Channel: PMDs
File: /disk1/scia/DATA-DIR/IRRAD/36/scia_17091998_085708861.egse_itf.du1.std.cal.ps
Date: Thu Sep 17 12:35:17 1998
TNO-TPD

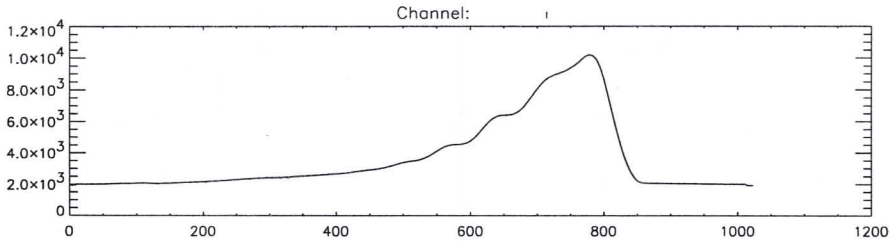
Channel:
1.2×10^4
1.0×10^4
8.0×10^3
6.0×10^3
4.0×10^3
2.0×10^3
0
0
200
400
600
800
1000
1200

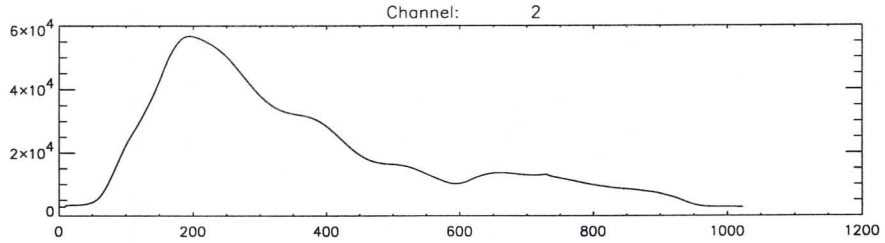
Channel: 2
6×10^4
4×10^4
2×10^4
0
0
200
400
600
800
1000
1200

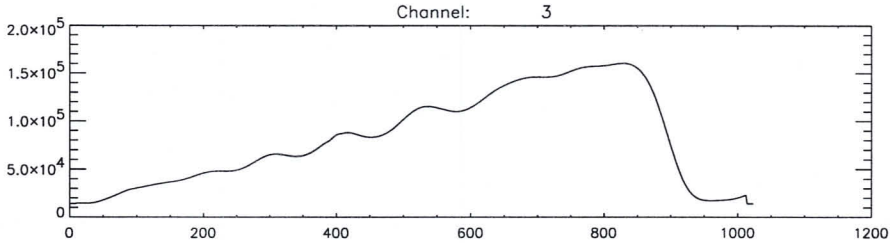
Channel: 3
2.0×10^5
1.5×10^5
1.0×10^5
5.0×10^4
0
0
200
400
600
800
1000
1200

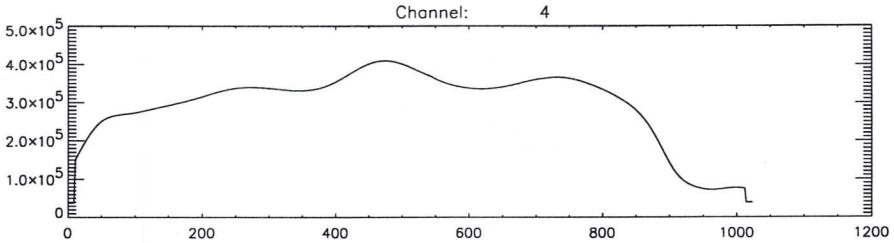
Channel: 4
5.0×10^5
4.0×10^5
3.0×10^5
2.0×10^5
1.0×10^5
0
0
200
400
600
800
1000
1200

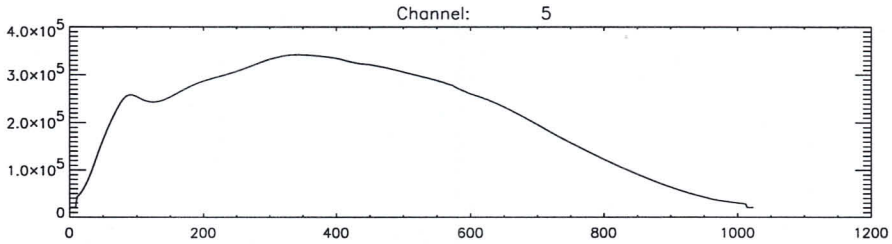
Channel: 5
4.0×10^5
3.0×10^5
2.0×10^5
1.0×10^5
0
0
200
400
600
800
1000
1200

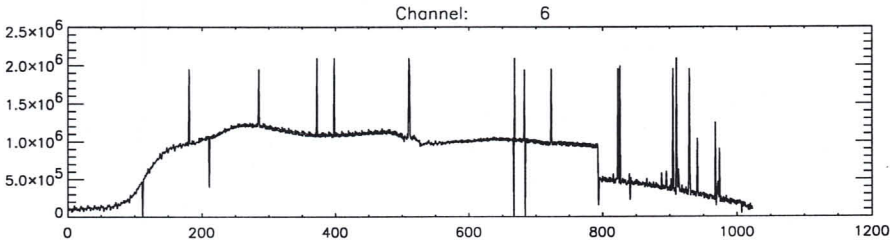
Channel: 6
2.5×10^6
2.0×10^6
1.5×10^6
1.0×10^6
5.0×10^5
0
0
200
400
600
800
1000
1200

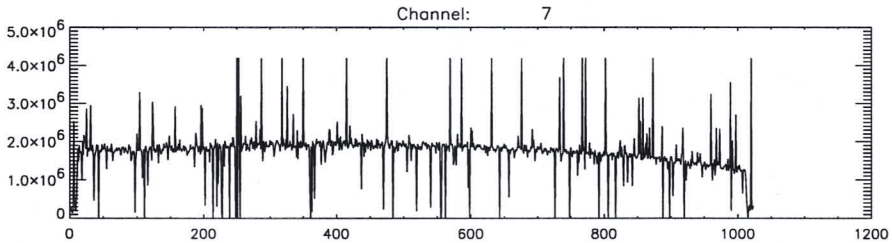
Channel: 7
5.0×10^6
4.0×10^6
3.0×10^6
2.0×10^6
1.0×10^6
0
0
200
400
600
800
1000
1200

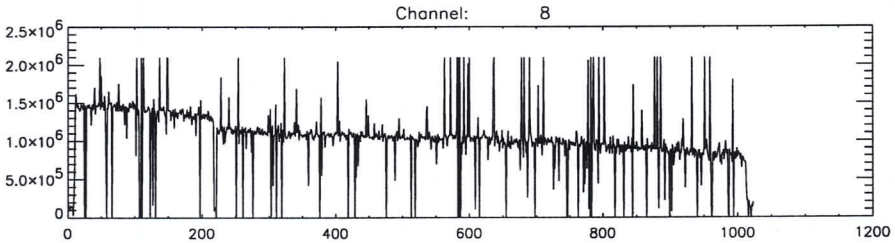
Channel: 8
2.5×10^6
2.0×10^6
1.5×10^6
1.0×10^6
5.0×10^5
0
0
200
400
600
800
1000
1200

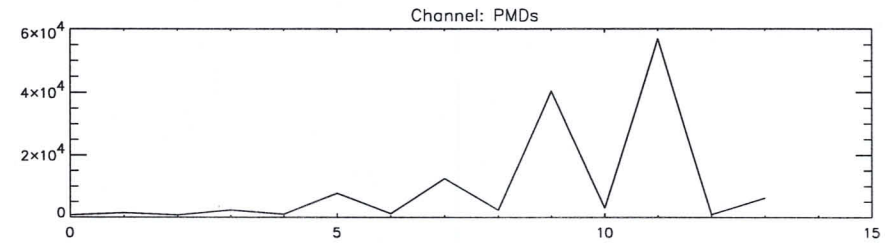
Channel: PMDs
6×10^4
4×10^4
2×10^4
0
0
5
10
15

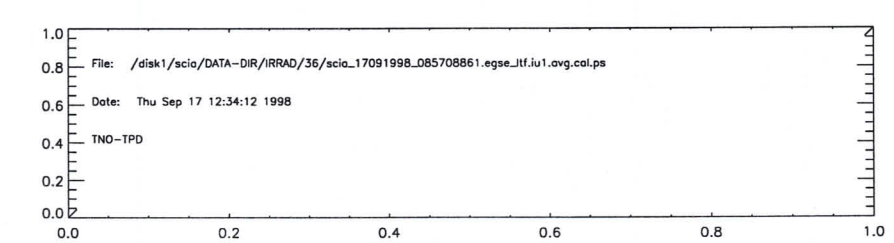
1.0
0.8
0.6
0.4
0.2
0.0
File: /disk1/scia/DATA-DIR/IRRAD/36/scia_17091998_085708861.egse_itf.iu1.avg.cal.ps
Date: Thu Sep 17 12:34:12 1998
TNO-TPD
0.0
0.2
0.4
0.6
0.8
1.0

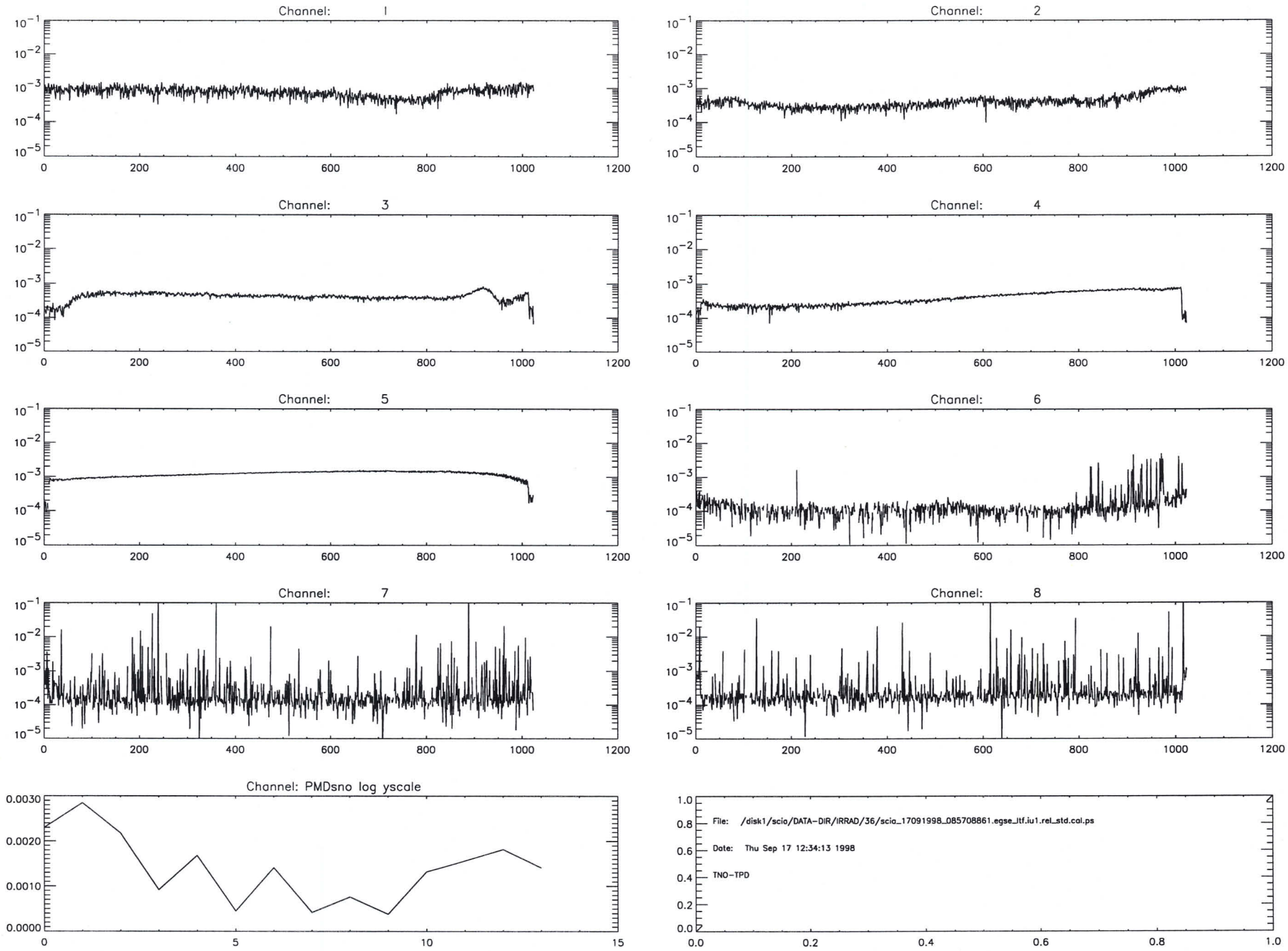
Channel: 1
Channel: 2
Channel: 3
Channel: 4
Channel: 5
Channel: 6
Channel: 7
Channel: 8
Channel: PMDsno log yscale
File: /disk1/scia/DATA-DIR/IRRAD/36/scia_17091998_085708861.egse_itf.iu1.rel_std.cal.ps
Date: Thu Sep 17 12:34:13 1998
TNO-TPD

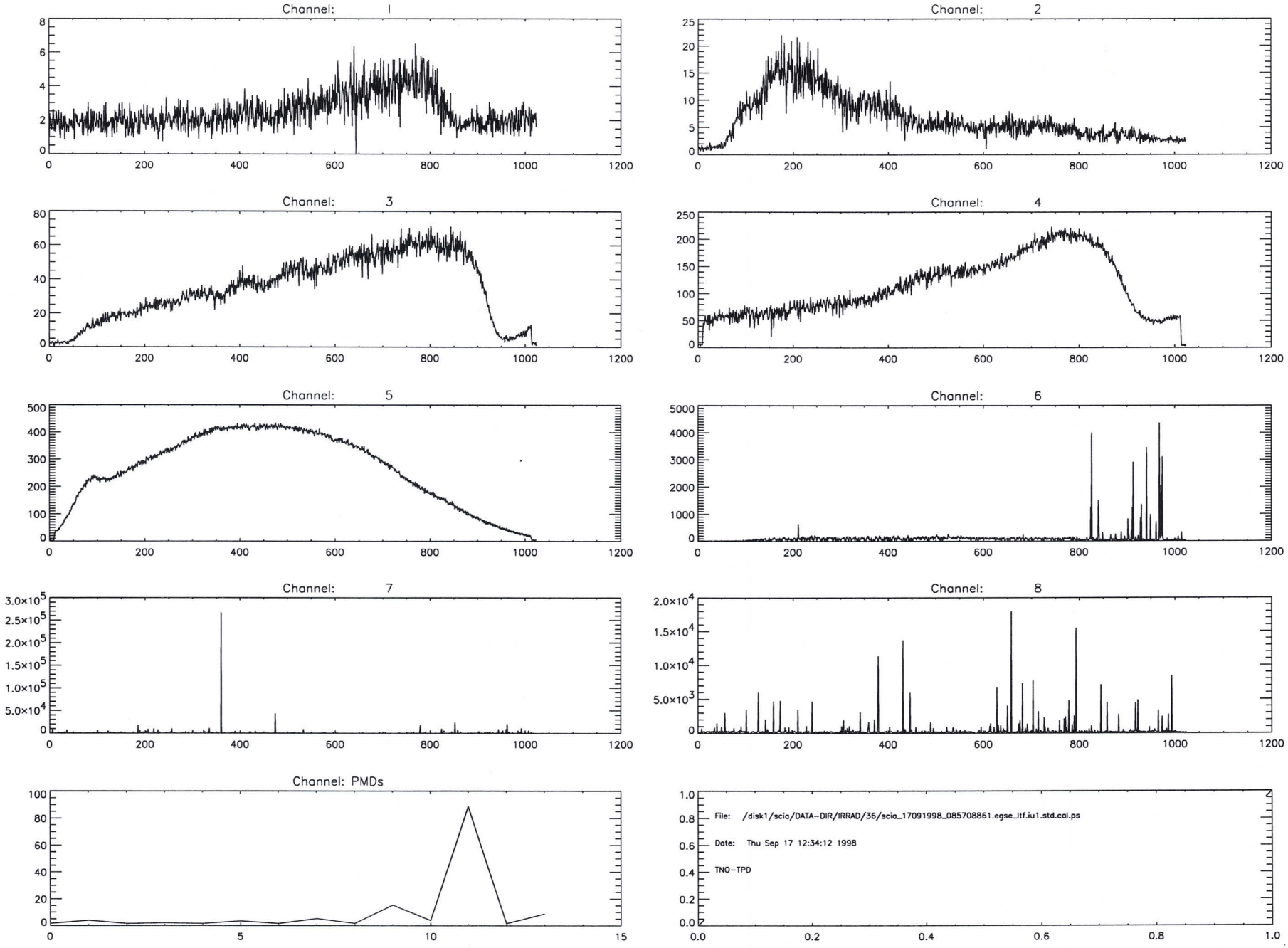
Channel: 1
Channel: 2
Channel: 3
Channel: 4
Channel: 5
Channel: 6
Channel: 7
Channel: 8
Channel: PMDs
File: /disk1/scia/DATA-DIR/IRRAD/36/scia_17091998_085708861.egse_itf.iu1.std.cal.ps
Date: Thu Sep 17 12:34:12 1998
TNO-TPD

```
time       = Thu Sep 17 12:35:17 1998
batch      = du1
Start TOD = Thu 17-Sep-98 09:11:30
End   TOD = Thu 17-Sep-98 09:22:34
Processing= computation of average, standard dev. and rel.standard dev.
```

```
time       = Thu Sep 17 12:34:13 1998
batch      = iu1
Start TOD = Thu 17-Sep-98 08:58:07
End   TOD = Thu 17-Sep-98 09:11:30
Processing= computation of average, standard dev. and rel.standard dev.
```

STEP	ACTION	RESULT	MARKER
Intro	Your name: Date:	Gijs Doeglas 17/9/1998	
	What's the name of the (main) data input files generated by the EGSE? (*.dat)	sxia_17091998_10542376.dat (A)	
	Setup a three-window configuration on your SUN.		see course descr.
Cnstr directory	cd ~/DATA-DIR/SPEC-CAL/ ; ls -l highest number in directory? New directory: mkdir <B+1> ls -l What's now the highest number in directory? <C> should be <B> + 1	21 (B) 22 (C) (Y) / N	Note: In window DATA-DIR
	directory name is:	~/DATA-DIR/SPECCAL/<C> (DIR-NAME)	
Copy data	See Analysis sheet: Transfer Data File	(Y) / N	In DATA-DIR window
Cnstr EGSE_LTF	cal_raw2ltf . (Error messages are not necessarily fatal; check with SOLAN --in solan window-- whether output file is okay: there should be a signal present, and dremark1 labels should be filled) ls -l *.egse_ltf What's the name of the egse_ltf file <D> should be <A>.egse_ltf	8 (D) (Y) / N	Note: In window DATA-DIR; ***don't forget the dot !!!;*** *May take more than 15 mins.*
Cnstr CAL files	idl run_averscia (and select file <D> when asked)		Note: In window IDL
Check CAL files	Dark files: ls -l *du*.avg.cal		In DATA-DIR window
	size:	145998	should be approx 150kb
	SLS light file:		

Note: dremark1 label starts either with 'su' or with 'pu' (here we have taken the 'su'-case).

`ls -l *su*.avg.cal`

size: 145998 should be approx 150kb

Note: all files should be present, if not:
(a) Check file <D> using SOLAN and check whether DU, and SU labels are present in dremark1 labels
(b) Check if enough disk space is available (Unix command df -k | more).

Print postscript

`lpr -P<printer>`
`*du*.*.cal.ps`
`*su*.*.cal.ps`

Contents dark file `*du*.avg.cal` should be approx. constant within channels: Y / N

Contents of file `*SU*.avg.cal.ps` should contain peak signals in channels (cannot be seen in channels 7 and 8): Y / N

Contents of `*rel_std*.ps` files should be smaller than 0.01 (pixel 300 -- 800) for all channels. Y / N
If not, value is: _____

Add postscript images to logbook, done Y / N

Print logfiles `lpr -P<printer> *.log`
Add logfiles to logbook, done Y / N

Spec line processing

Run Spec `idl do_spec_cal` In IDL window

Check spec	`ls -l wl.data`		In DATA DIR window should be approx a few kilobytes
	Size of file `wl.data`	_____	
Check XSI visually			
	`lpr -P<printer> *.data.ps` Is the value of the spectral calibration approx. a straight line in all channels? (Note: in channel 2: negative slope)	Y / N	
	Add postscript images to logbook, done	Y / N	
Print logfiles	`lpr -P<printer> *.log`		
	Add logfiles to logbook, done	Y / N	
Back up	Create 3 sets of backup CDs of directory <DIR-NAME> (One CD has a capacity of 600 Mbytes, the UNIX command `/usr/bin/du -k .` gives the number of kilo bytes in the current directory).		See analysis sheet BackUp
	Name of backup CDs	_____	
Sign:	Name	G.J. Doeglo	
	Date and time	17/9/98	
	Signature	G Doeglo	

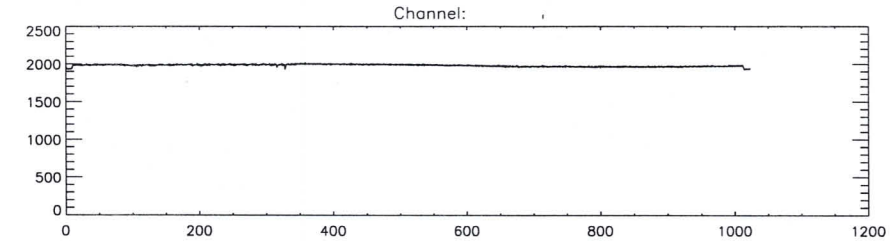
Channel:
2500
2000
1500
1000
500
0
0
200
400
600
800
1000
1200

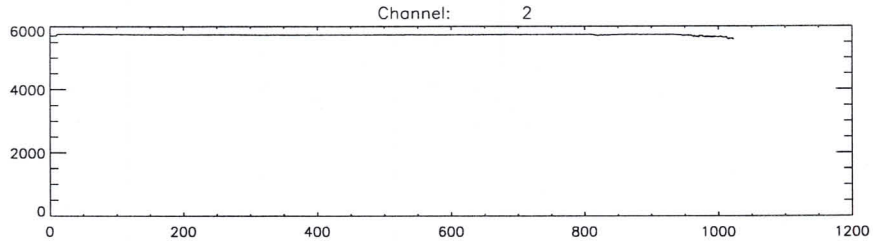
Channel: 2
6000
4000
2000
0
0
200
400
600
800
1000
1200

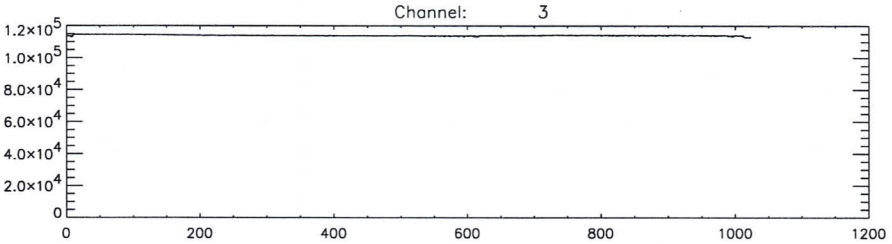
Channel: 3
1.2×10^5
1.0×10^5
8.0×10^4
6.0×10^4
4.0×10^4
2.0×10^4
0
0
200
400
600
800
1000
1200

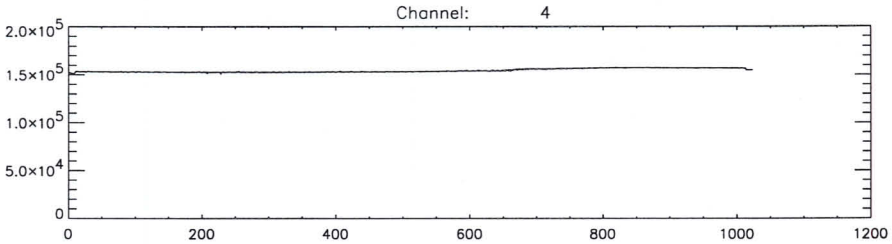
Channel: 4
2.0×10^5
1.5×10^5
1.0×10^5
5.0×10^4
0
0
200
400
600
800
1000
1200

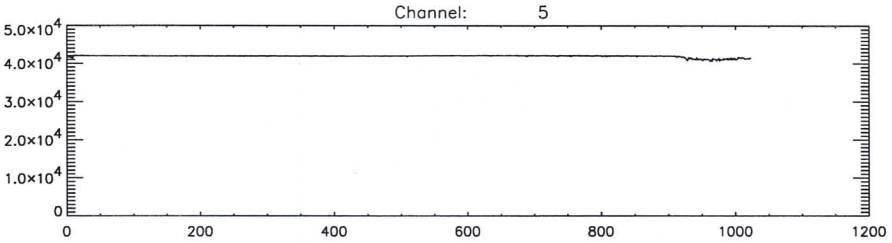
Channel: 5
5.0×10^4
4.0×10^4
3.0×10^4
2.0×10^4
1.0×10^4
0
0
200
400
600
800
1000
1200

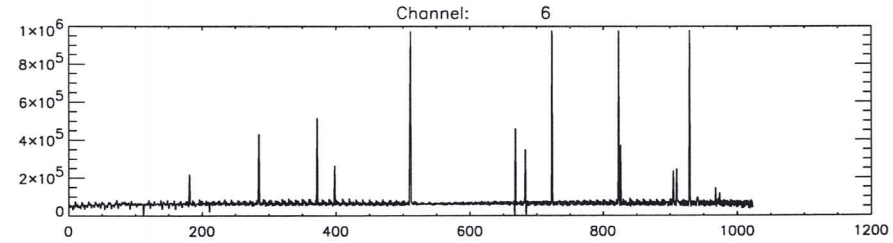
Channel: 6
1×10^6
8×10^5
6×10^5
4×10^5
2×10^5
0
0
200
400
600
800
1000
1200

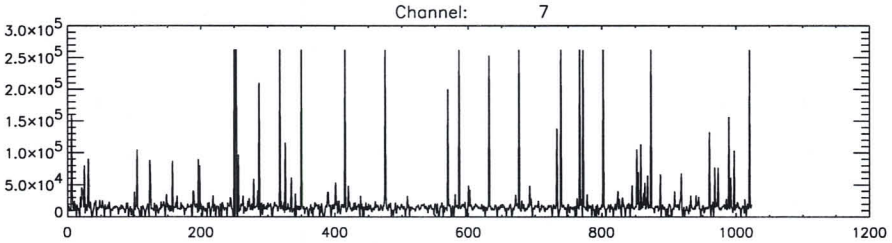
Channel: 7
3.0×10^5
2.5×10^5
2.0×10^5
1.5×10^5
1.0×10^5
5.0×10^4
0
0
200
400
600
800
1000
1200

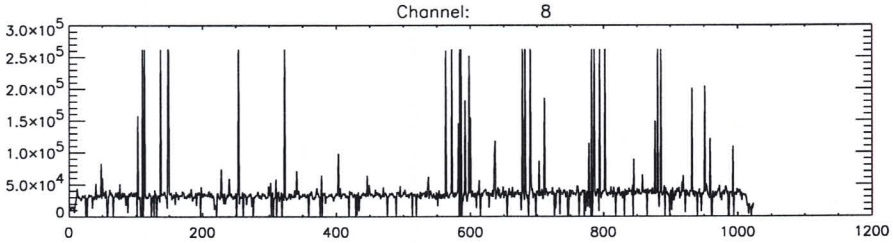
Channel: 8
3.0×10^5
2.5×10^5
2.0×10^5
1.5×10^5
1.0×10^5
5.0×10^4
0
0
200
400
600
800
1000
1200

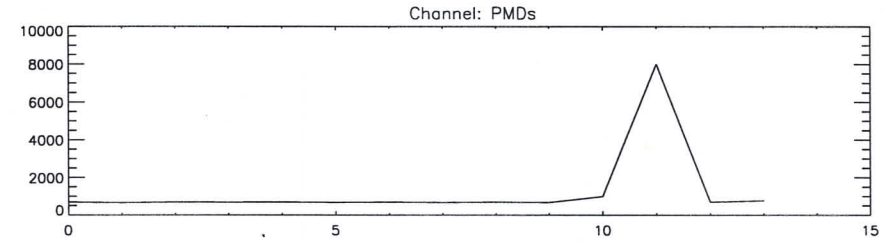
Channel: PMDs
10000
8000
6000
4000
2000
0
0
5
10
15

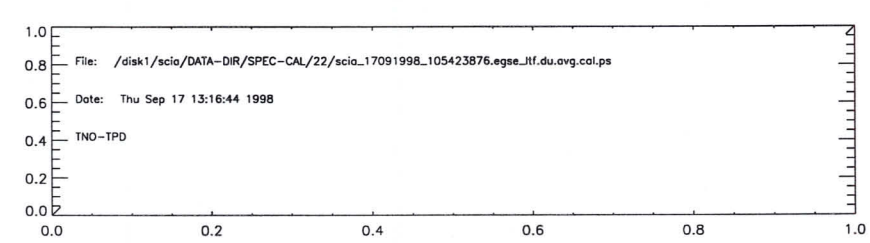
File: /disk1/scia/DATA-DIR/SPEC-CAL/22/scia_17091998_105423876.egse_ltf.du.avg.cal.ps
Date: Thu Sep 17 13:16:44 1998
TNO-TPD
1.0
0.8
0.6
0.4
0.2
0.0
0.0
0.2
0.4
0.6
0.8
1.0

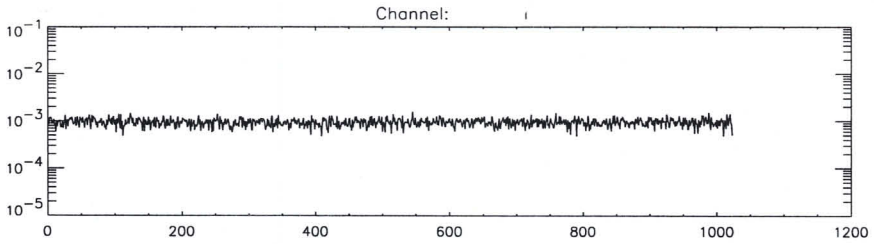
Channel:
10^{-1}
10^{-2}
10^{-3}
10^{-4}
10^{-5}
0
200
400
600
800
1000
1200

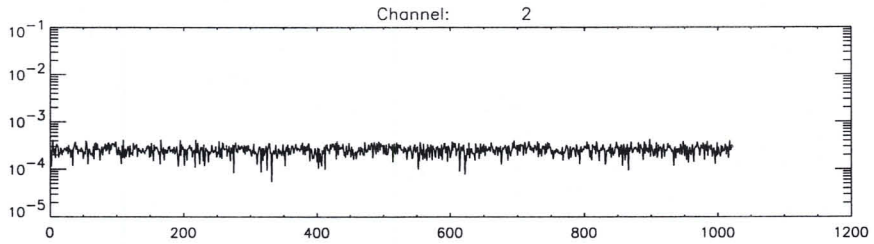
Channel: 2
10^{-1}
10^{-2}
10^{-3}
10^{-4}
10^{-5}
0
200
400
600
800
1000
1200

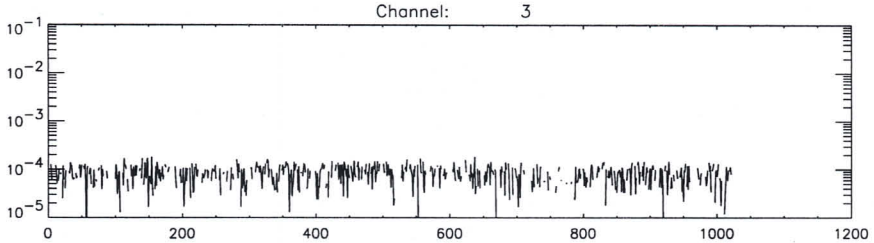
Channel: 3
10^{-1}
10^{-2}
10^{-3}
10^{-4}
10^{-5}
0
200
400
600
800
1000
1200

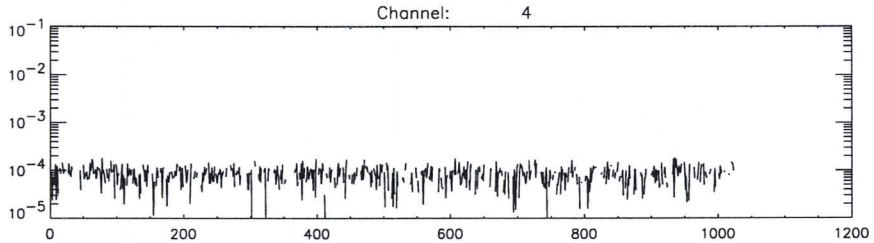
Channel: 4
10^{-1}
10^{-2}
10^{-3}
10^{-4}
10^{-5}
0
200
400
600
800
1000
1200

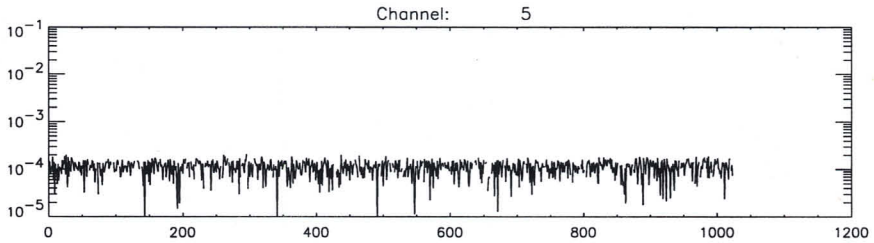
Channel: 5
10^{-1}
10^{-2}
10^{-3}
10^{-4}
10^{-5}
0
200
400
600
800
1000
1200

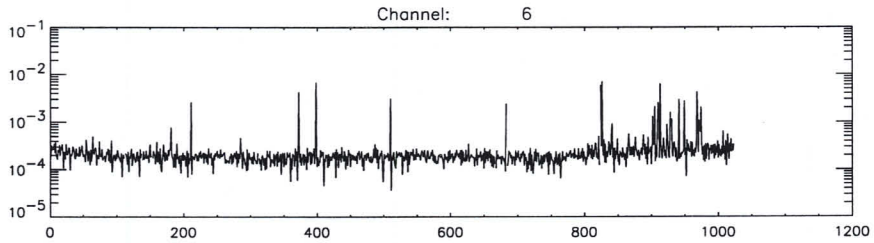
Channel: 6
10^{-1}
10^{-2}
10^{-3}
10^{-4}
10^{-5}
0
200
400
600
800
1000
1200

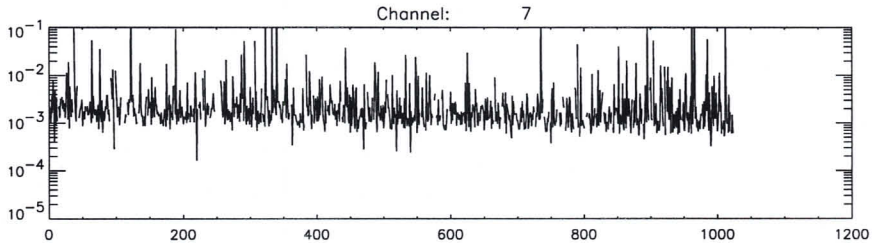
Channel: 7
10^{-1}
10^{-2}
10^{-3}
10^{-4}
10^{-5}
0
200
400
600
800
1000
1200

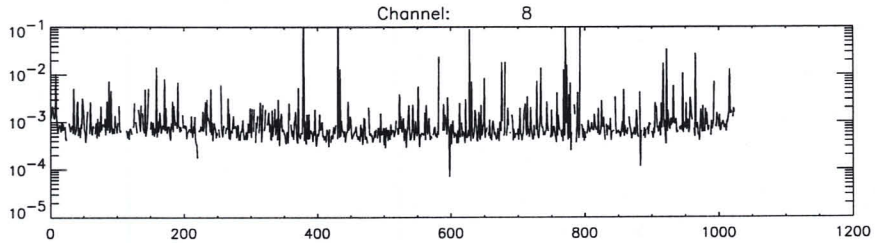
Channel: 8
10^{-1}
10^{-2}
10^{-3}
10^{-4}
10^{-5}
0
200
400
600
800
1000
1200

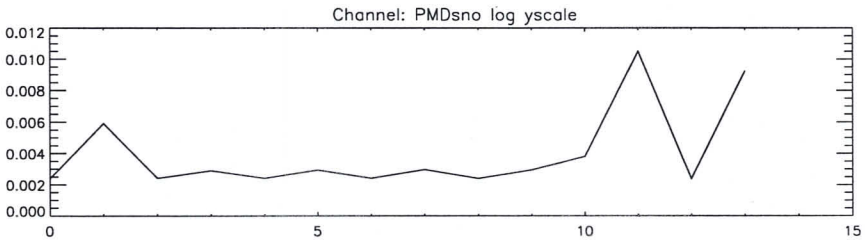
Channel: PMDsno log yscale
0.012
0.010
0.008
0.006
0.004
0.002
0.000
0
5
10
15

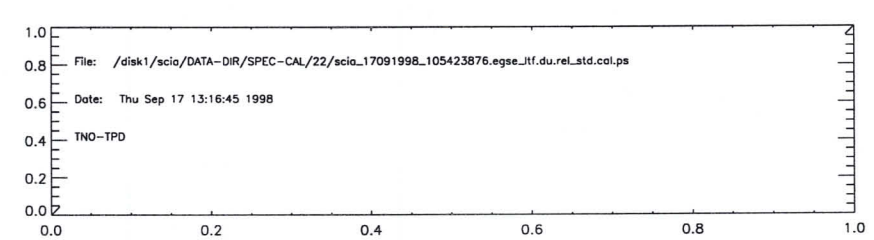
File: /disk1/scia/DATA-DIR/SPEC-CAL/22/scia_17091998_105423876.egse_itf.du.rel_std.cal.ps
Date: Thu Sep 17 13:16:45 1998
TNO-TPD
1.0
0.8
0.6
0.4
0.2
0.0
0.0
0.2
0.4
0.6
0.8
1.0

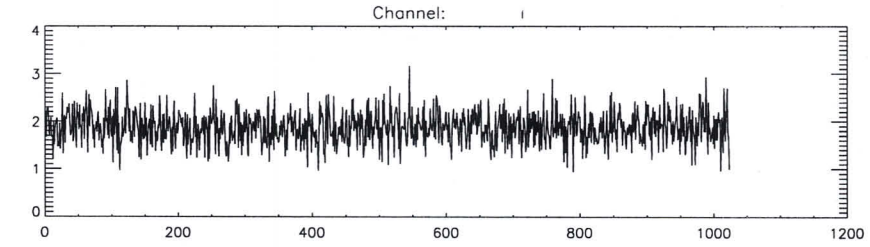
Channel:
0
1
2
3
4
0
200
400
600
800
1000
1200

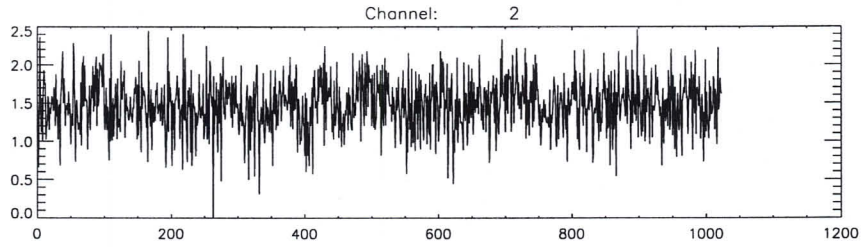
Channel: 2
0.0
0.5
1.0
1.5
2.0
2.5
0
200
400
600
800
1000
1200

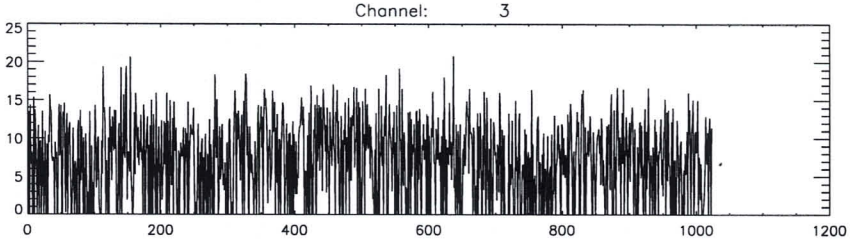
Channel: 3
0
5
10
15
20
25
0
200
400
600
800
1000
1200

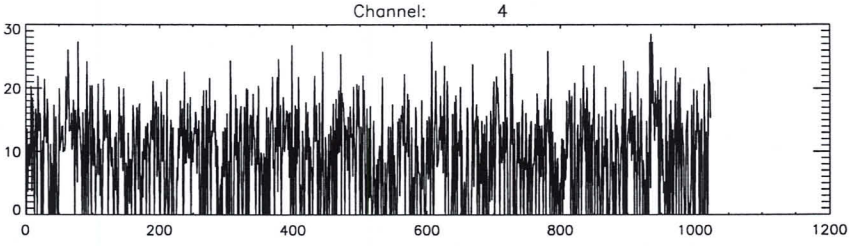
Channel: 4
0
10
20
30
0
200
400
600
800
1000
1200

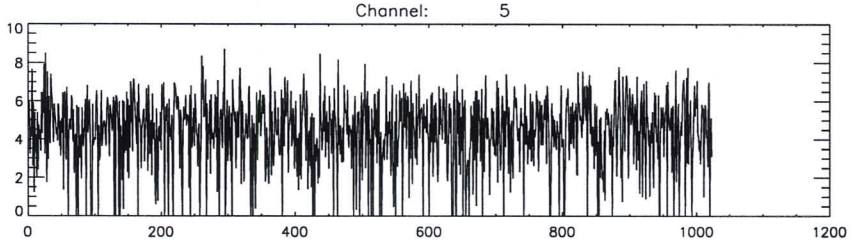
Channel: 5
0
2
4
6
8
10
0
200
400
600
800
1000
1200

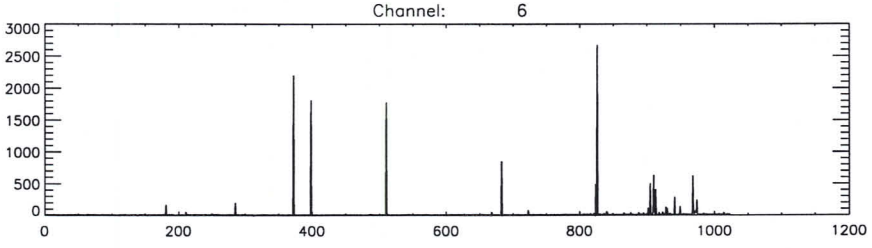
Channel: 6
0
500
1000
1500
2000
2500
3000
0
200
400
600
800
1000
1200

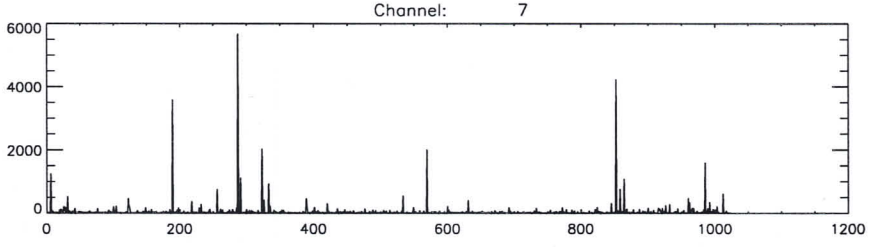
Channel: 7
0
2000
4000
6000
0
200
400
600
800
1000
1200

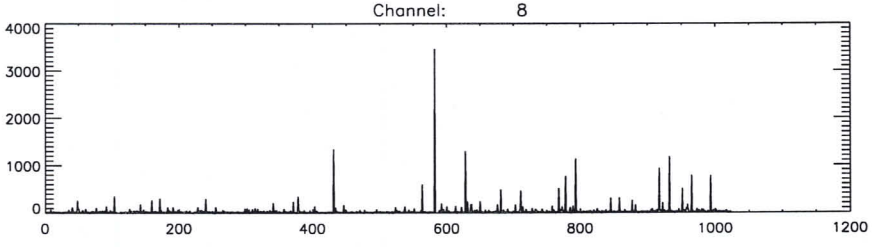
Channel: 8
0
1000
2000
3000
4000
0
200
400
600
800
1000
1200

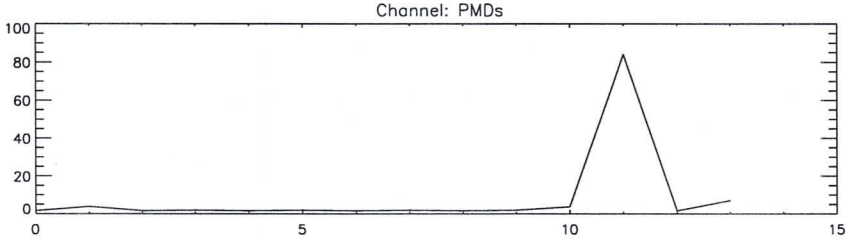
Channel: PMDs
0
20
40
60
80
100
0
5
10
15

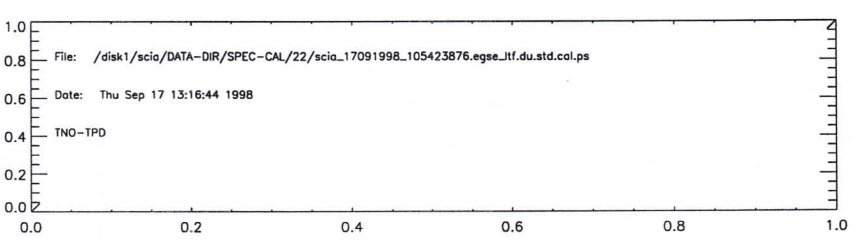
File: /disk1/scia/DATA-DIR/SPEC-CAL/22/scia_17091998_105423876.egse_itf.du.std.cal.ps
Date: Thu Sep 17 13:16:44 1998
TNO-TPD
0.0
0.2
0.4
0.6
0.8
1.0
0.0
0.2
0.4
0.6
0.8
1.0

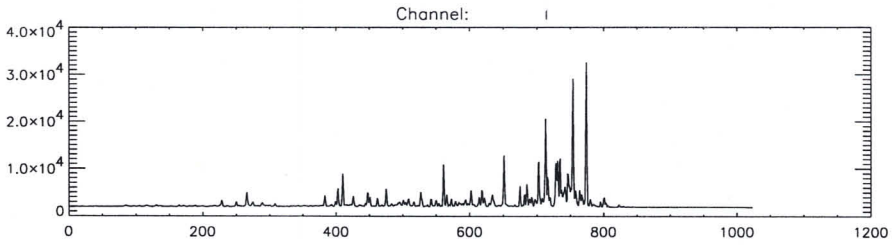
Channel: 1
4.0x10^4
3.0x10^4
2.0x10^4
1.0x10^4
0
0
200
400
600
800
1000
1200

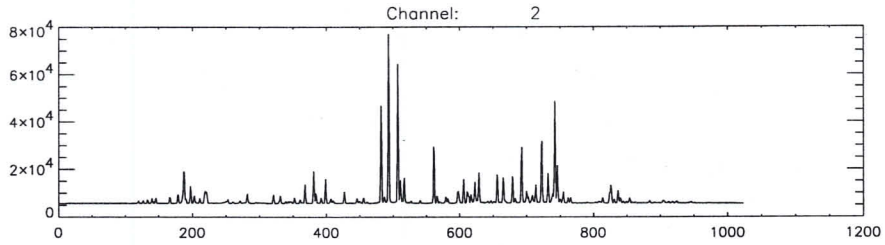
Channel: 2
8x10^4
6x10^4
4x10^4
2x10^4
0
0
200
400
600
800
1000
1200

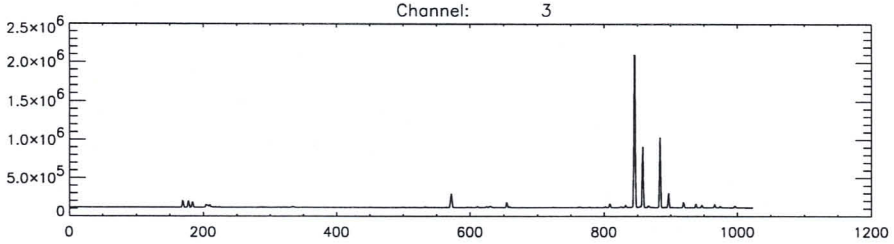
Channel: 3
2.5x10^6
2.0x10^6
1.5x10^6
1.0x10^6
5.0x10^5
0
0
200
400
600
800
1000
1200

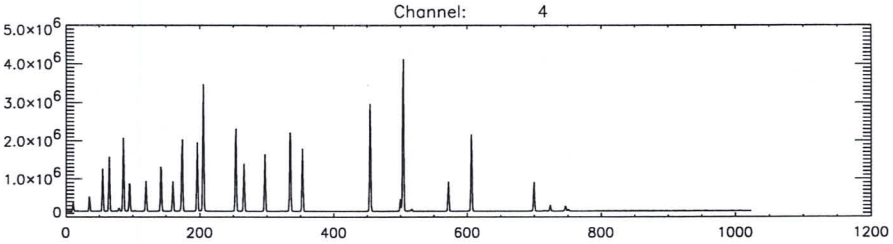
Channel: 4
5.0x10^6
4.0x10^6
3.0x10^6
2.0x10^6
1.0x10^6
0
0
200
400
600
800
1000
1200

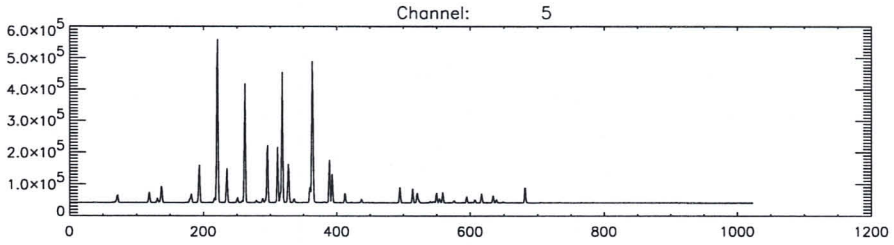
Channel: 5
6.0x10^5
5.0x10^5
4.0x10^5
3.0x10^5
2.0x10^5
1.0x10^5
0
0
200
400
600
800
1000
1200

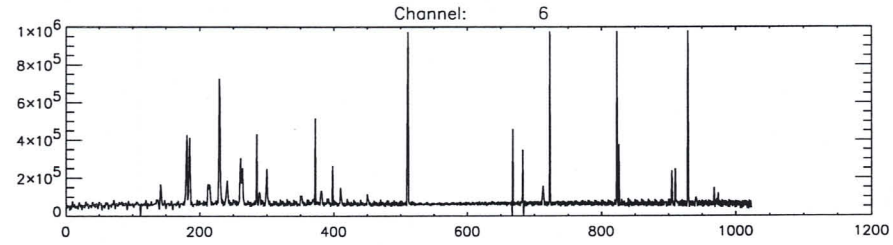
Channel: 6
1x10^6
8x10^5
6x10^5
4x10^5
2x10^5
0
0
200
400
600
800
1000
1200

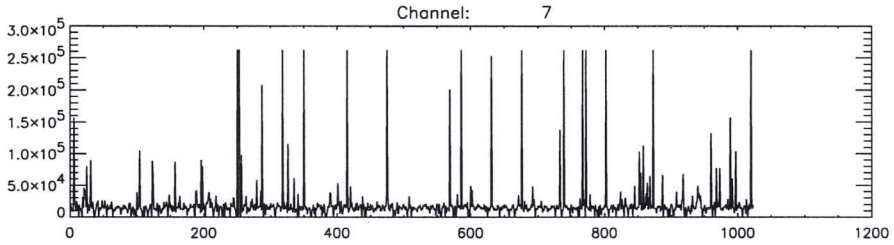
Channel: 7
3.0x10^5
2.5x10^5
2.0x10^5
1.5x10^5
1.0x10^5
5.0x10^4
0
0
200
400
600
800
1000
1200

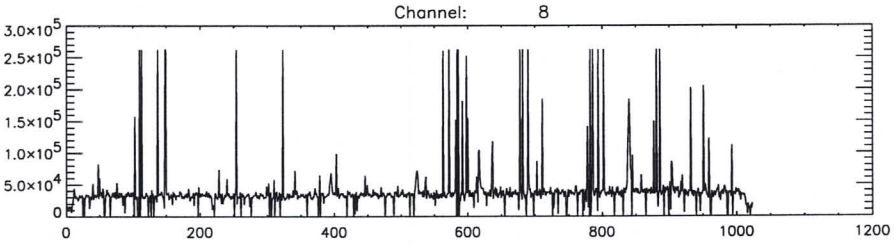
Channel: 8
3.0x10^5
2.5x10^5
2.0x10^5
1.5x10^5
1.0x10^5
5.0x10^4
0
0
200
400
600
800
1000
1200

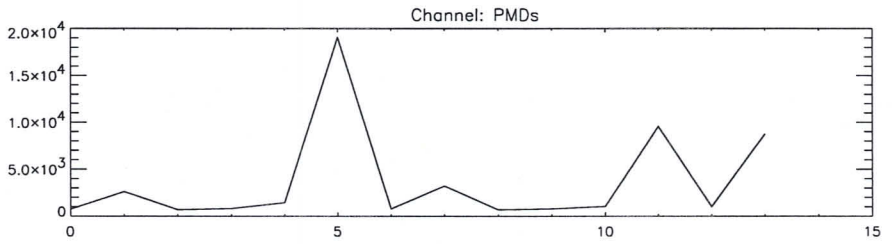
Channel: PMDs
2.0x10^4
1.5x10^4
1.0x10^4
5.0x10^3
0
0
5
10
15

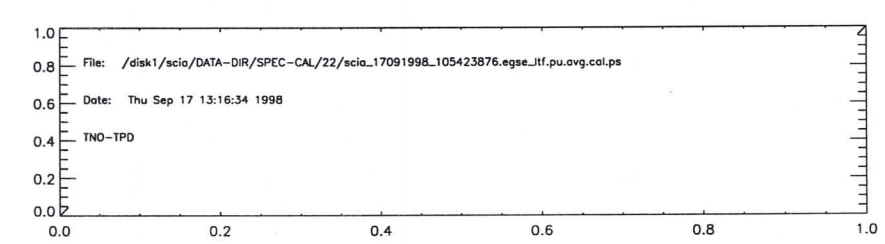
File: /disk1/scia/DATA-DIR/SPEC-CAL/22/scia_17091998_105423876.egse_itf.pu.avg.cal.ps
Date: Thu Sep 17 13:16:34 1998
TNO-TPD
1.0
0.8
0.6
0.4
0.2
0.0
0.0
0.2
0.4
0.6
0.8
1.0

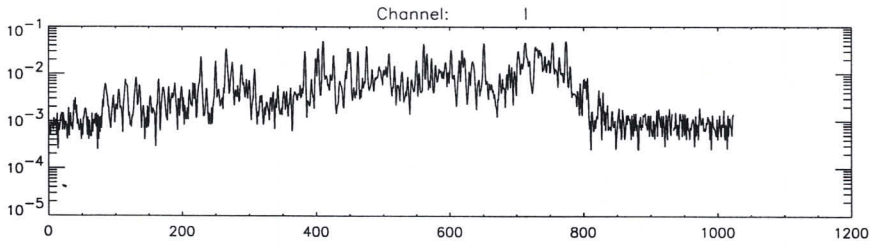
Channel: 1

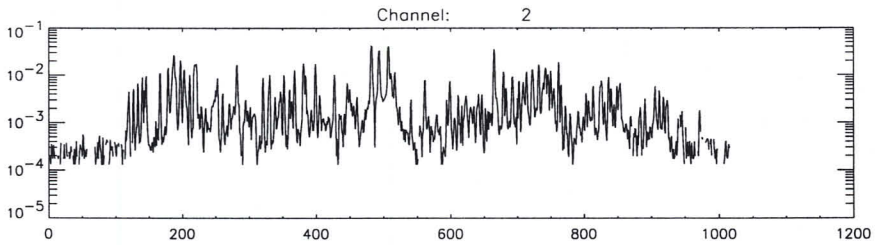
Channel: 2

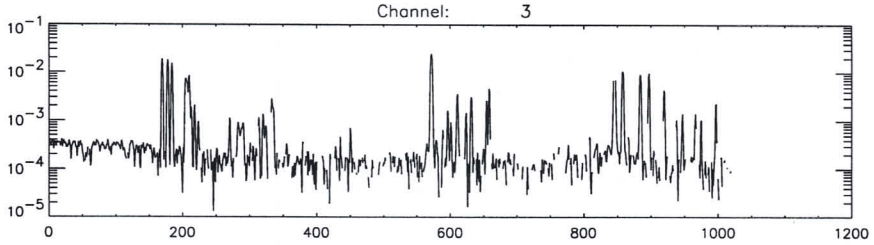
Channel: 3

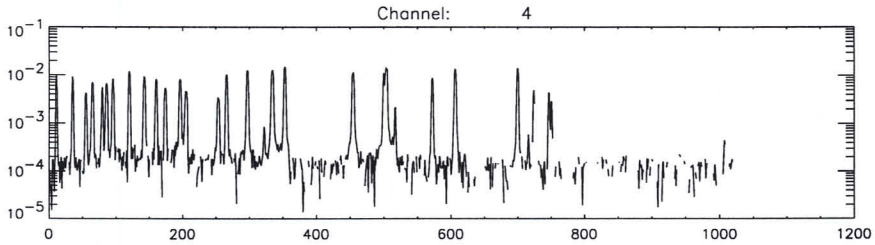
Channel: 4

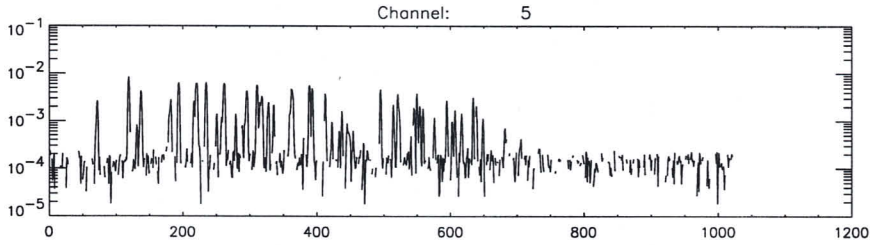
Channel: 5

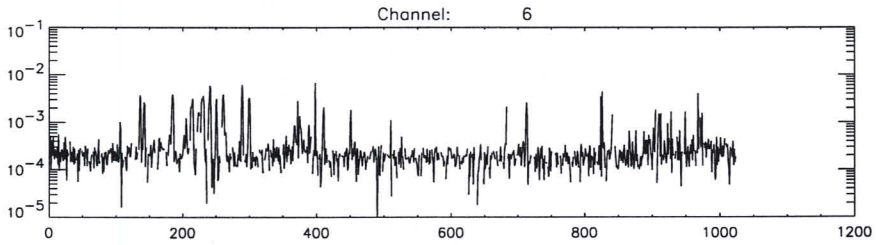
Channel: 6

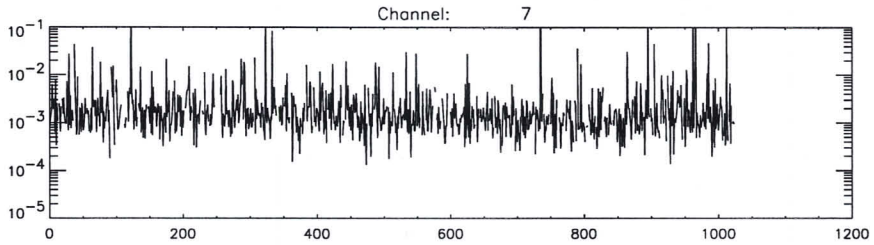
Channel: 7

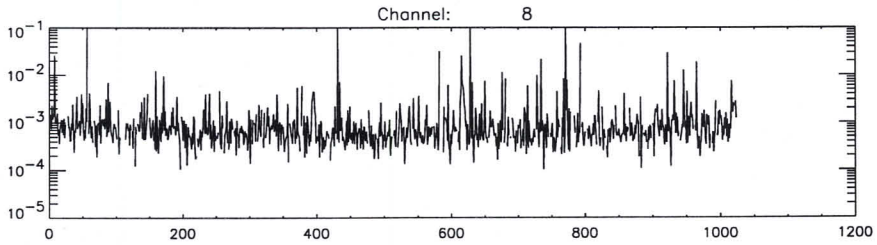
Channel: 8

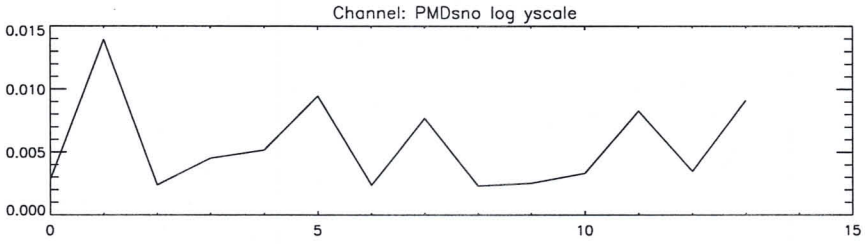
Channel: PMDsno log yscale

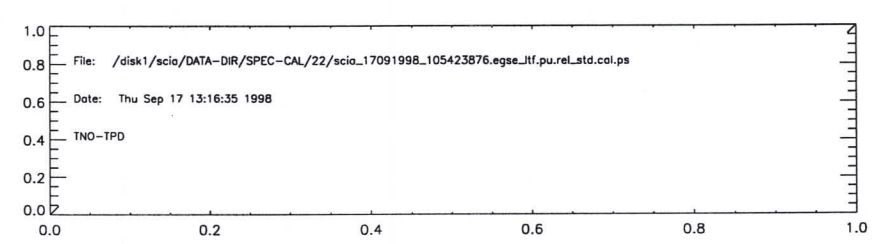
File: /disk1/scia/DATA-DIR/SPEC-CAL/22/scia_17091998_105423876.egse_itf.pu.rel_std.cal.ps
Date: Thu Sep 17 13:16:35 1998
TNO-TPD

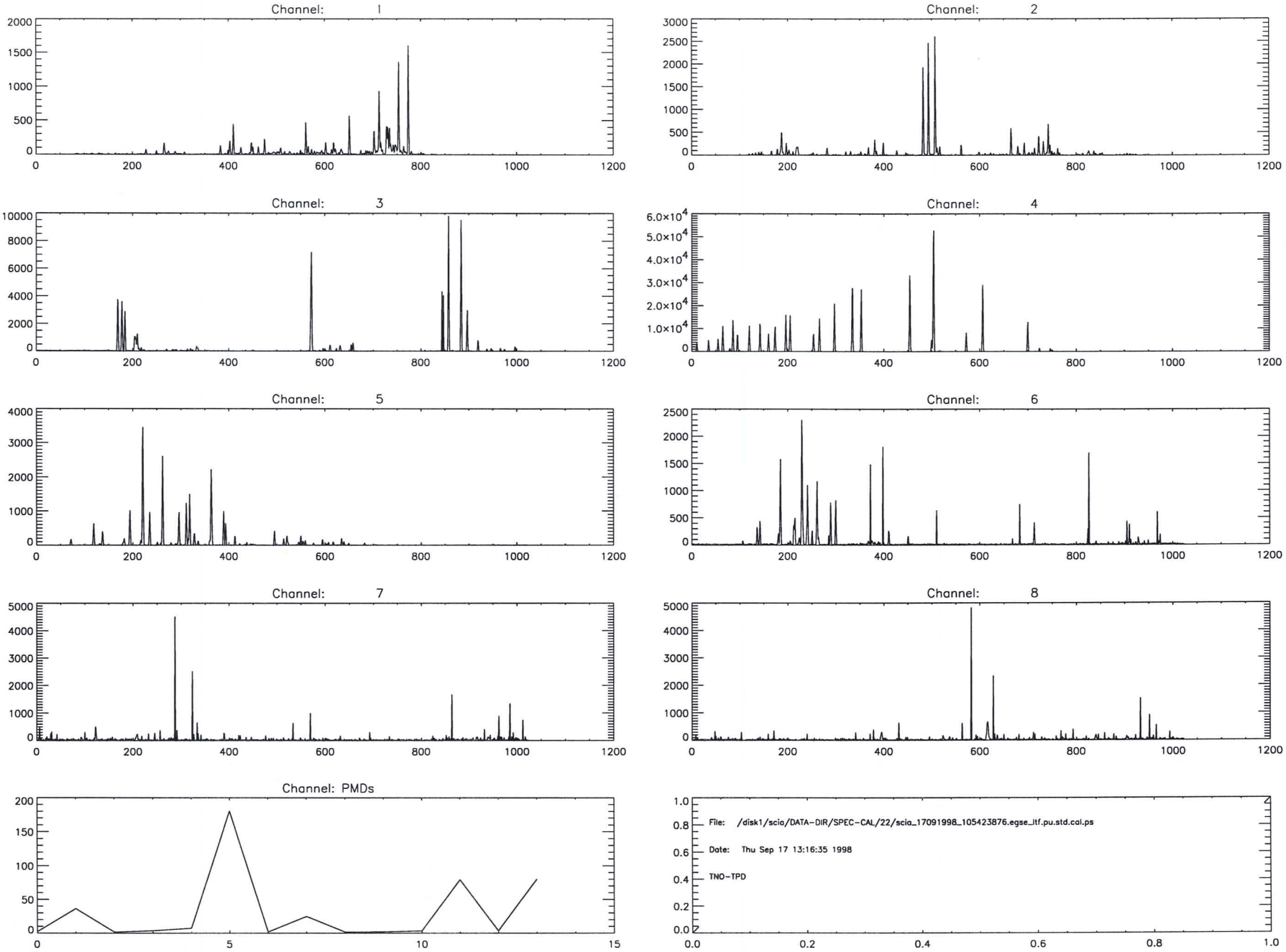
Channel: 1
Channel: 2
Channel: 3
Channel: 4
Channel: 5
Channel: 6
Channel: 7
Channel: 8
Channel: PMDs
File: /disk1/scio/DATA-DIR/SPEC-CAL/22/scia_17091998_105423876.egse_itf.pu.std.cal.ps
Date: Thu Sep 17 13:16:35 1998
TNO-TPD

```
time       = Thu Sep 17 13:16:35 1998
batch      = pu
Start TOD = Thu 17-Sep-98 10:54:23
End   TOD = Thu 17-Sep-98 10:54:49
Processing= computation of average, standard dev. and rel.standard dev.
```

```
time       = Thu Sep 17 13:16:45 1998
batch      = du
Start TOD = Thu 17-Sep-98 10:54:49
End   TOD = Thu 17-Sep-98 10:55:49
Processing= computation of average, standard dev. and rel.standard dev.
```

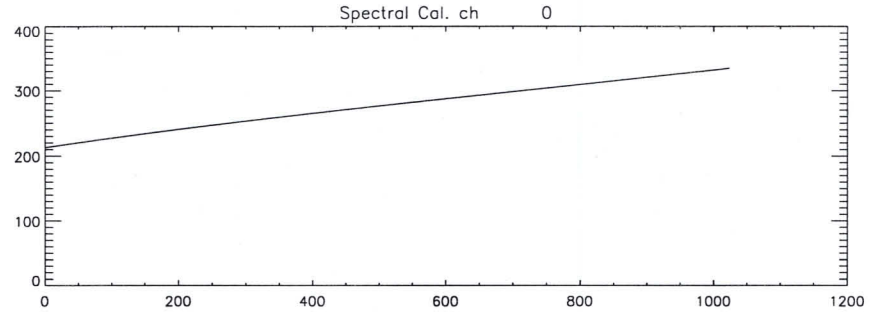
Spectral Cal. ch 0
0
100
200
300
400
0
200
400
600
800
1000
1200

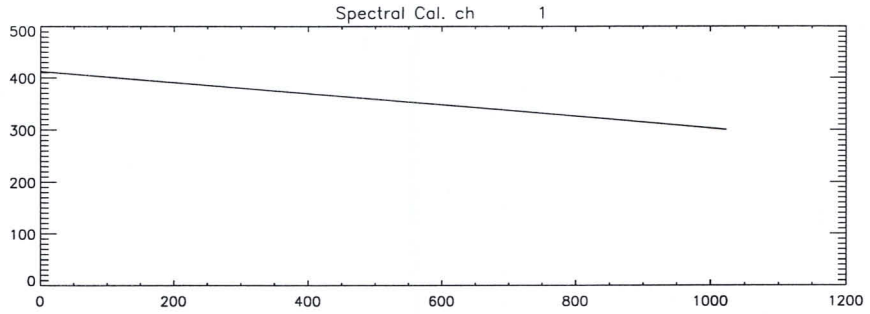
Spectral Cal. ch 1
0
100
200
300
400
500
0
200
400
600
800
1000
1200

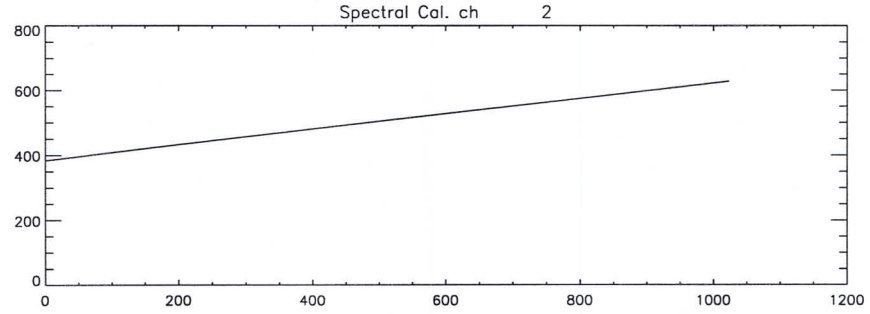
Spectral Cal. ch 2
0
200
400
600
800
0
200
400
600
800
1000
1200

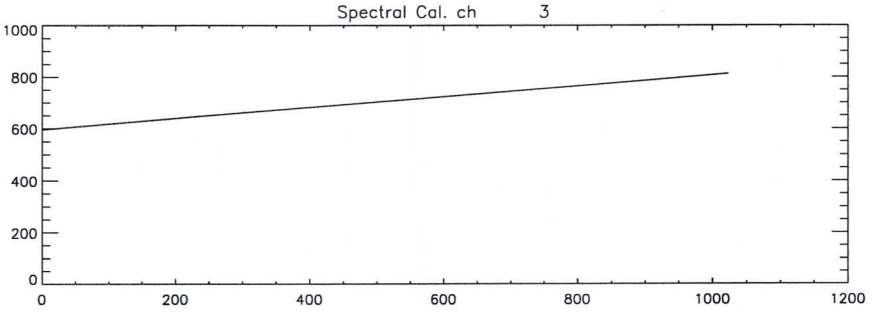
Spectral Cal. ch 3
0
200
400
600
800
1000
0
200
400
600
800
1000
1200

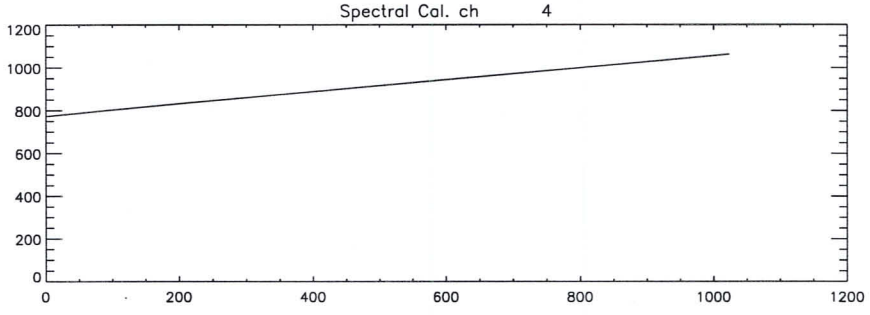
Spectral Cal. ch 4
0
200
400
600
800
1000
1200
0
200
400
600
800
1000
1200

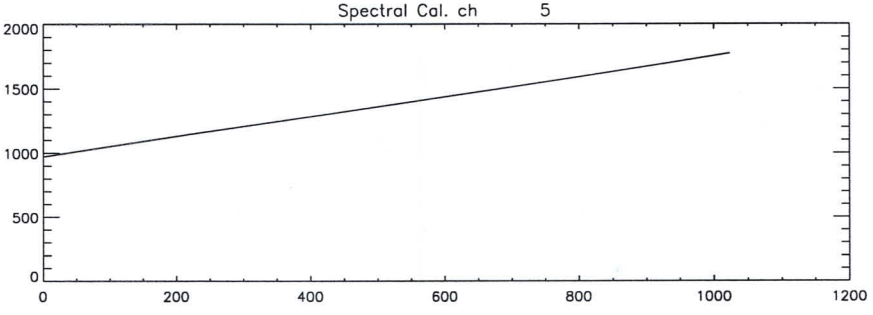
Spectral Cal. ch 5
0
500
1000
1500
2000
0
200
400
600
800
1000
1200

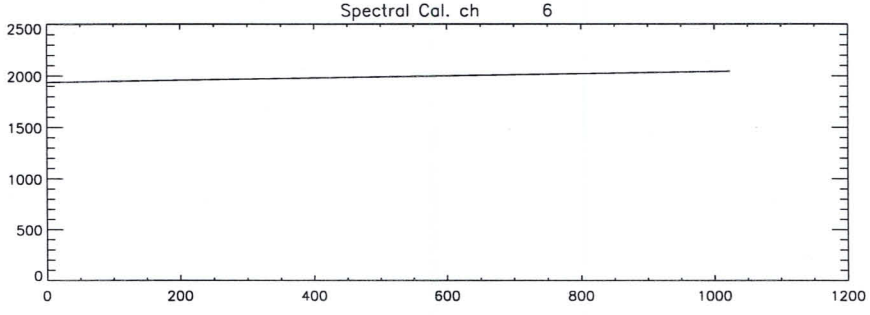
Spectral Cal. ch 6
0
500
1000
1500
2000
2500
0
200
400
600
800
1000
1200

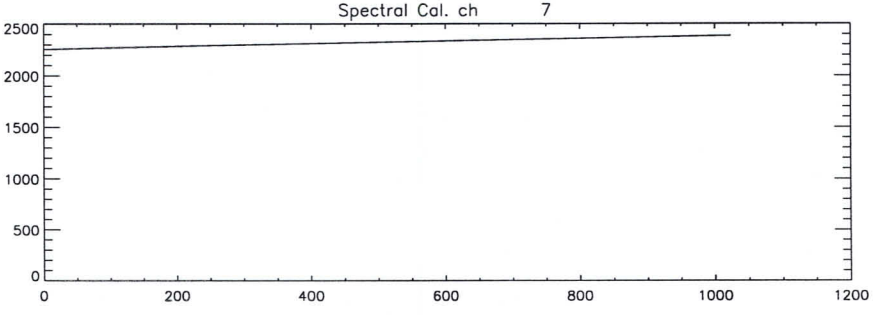
Spectral Cal. ch 7
0
500
1000
1500
2000
2500
0
200
400
600
800
1000
1200

Version: 0.1
Input files:

/disk1/scia/DATA-DIR/SPEC-CAL/22/scia_17091998_105423876.egse_ltf.du.avg.cal
 and

/disk1/scia/DATA-DIR/SPEC-CAL/22/scia_17091998_105423876.egse_ltf.pu.avg.cal
Action:
Spectral calibration
PPG correction filename used: /disk1/scia/DATA-DIR/CORR/latest/ppg.cal
ETALON correction filename used: /disk1/scia/DATA-DIR/CORR/latest/etalon.cal
PIXEL correction filename used: /disk1/scia/DATA-DIR/CORR/latest/dead_bad.pix
WL correction filename used: /disk1/scia/DATA-DIR/CORR/latest/wl.data
STRAYLIGHT correction filename used: /disk1/scia/DATA-DIR/CORR/latest/stray.da
Coefficients in file /disk1/scia/DATA-DIR/SPEC-CAL/22/scia_17091998_105423876.
Processing time: Thu Sep 17 13:21:40 1998
Output file name:
/disk1/scia/DATA-DIR/SPEC-CAL/22/scia_17091998_105423876.egse_ltf.du.avg.cal.w

STEP	ACTION	RESULT	MARKER
Intro	Your name: Date:	Gijs Doegle, 17/9 '96	
	What's the name of the (main) data input files generated by the EGSE? (*.dat)	sc4a-1709i998-112422771	(A)
	Setup a three-window configuration on your SUN.		See course descr.
Cnstr directory	`cd ~/DATA-DIR/WLS ; ls -l` highest number in directory?	18	Note: In window DATA-DIR (B)
	New directory: `mkdir <B+1>` `ls -l` What's now the highest number in directory? <C> should be <B> + 1 directory name is:	19 Y / N ~/DATA-DIR/WLS/<C>	(Do this only when you haven't already a directory with the source file for PPG purposes.) (C) (DIR-NAME)
Copy data	See Analysis sheet: Transfer Data File	(Y) / N	In DATA-DIR window
Cnstr correction directory	`ls -l ~/DATA-DIR/CORR` If there isn't a subdirectory corresponding to the current date, then construct a CORRECTION directory (see: analysis sheet Construct CORR directory). What is the valueof the correction subdirectory corresponding to the current date.	170998	In DATA-DIR Window
	When running the ETALON analysis, you will be asked to select this direcotory when storing the resulting ETALON correction file.		

Note: In window DATA-DIR; your current directory should be ~/DATA-DIR/WLS/<C >; don't forget the dot !!! May take more than 15 mins.

Cnstr EGSE_LTF

`cal_raw2ltf .` (Error messages are not necessarily fatal; check with SOLAN --in solan window-- whether output file is okay: there should be a signal present, and `dremark1` labels should be filled)
`ls -l *.egse_ltf`

What's the name of the egse_ltf file scra-17091998-112422771 (D)

<D> should be <A>.egse_ltf (Y) / N

Cnstr CAL files

`idl run_averscia` (and select file <D> when asked)

Note: In window IDL

In DATA-DIR window

Check CAL files

Dark files:
`ls -l *du*.avg.cal`

size: 8 should be approx 150Kb

White light file:
`ls -l *wu*.avg.cal`

size: 8 should be approx 150Kb

Note: all files should be present, if not:
(a) Check file <D> using SOLAN and check whether DU, WS and WP labels are present in dremark1 labels
(b) Check if enough disk space is available (Unix command `df -k | more`).

Print postscript

Print postscript files:
`lpr -P<printer> *.ps`
Contents dark file `*du*.avg.cal.ps` should be approx. constant within channels: Y / N

Contents of file `*uw*.avg.cal.ps` should resemble white light source: Y / N

	Contents of `*rel_std*.ps` files should be smaller than 0.01 (pixel 300 -- 800) for all channels. If not, value is:	Y / N _____	
	Add postscript images to logbook, done	(Y) / N	
Print logfiles	`lpr -P<printer> *.log` Add logfiles to logbook, done	(Y) / N	

ETALON processing	(*)		
Run ETALON	`idl do_etalon`		In IDL window
Check ETALON	`ls -l <DIR-NAME>/*`		In DATA-DIR window should be approx 150Kb
	Size of file `*.du*.avg.cal.etalon.cal`	145998	
Check ETALON visually	`lpr -P<printer> *.du*.avg.cal.etalon.cal.ps` Value of ETALON should show only a small variation around 1.0 (like noise). Add postscript images to logbook, done	Y / N (Y) / N	
Print logfiles	`lpr -P<printer> *.du*.avg.cal.etalon.cal.log` Add logfiles to logbook, done	(Y) / N	
Back up	Create 3 sets of backup CDs of directory <DIR-NAME> (One CD has a capacity of 600 Mbytes, the UNIX command `/usr/bin/du -k .` gives the number of kilo bytes in the current directory). Name of backup CDs	_____	See analysis sheet BackUp

(*) When asked a file containing reference WLS spectrum (START_OF_CAL) seled the right subdirecto START_OF_CAL_WARM or START_OF_CAL_COLD. (depending on detector temps. if using an external lamp use: EXTERN_START_OF_CAL_COLD OR EXTERN_START_OF_CAL_WARM

Sign:	Name	Gijs Doegla

Etalon

Date and time 17/9/98

Signature GRen

STEP	ACTION	RESULT	MARKER
Intro	Your name:	Gijs Doogla	
	Date:	17/9/98	
	What's the name of the (main) data input files generated by the EGSE? `(*.dat)`	_____	(A)
	Setup a three-window configuration on your SUN.		See course descr.
Cnstr directory	`cd ~/DATA-DIR/WLS ; ls -l`		Note: In window DATA-DIR
	highest number in directory?	10	(B)
	New directory: `mkdir <B+1>` `ls -l` What's now the highest number in directory?	19	(C)
	<C> should be <B> + 1	(Y) / N	
	directory name is:	`~/DATA-DIR/WLS/<C>`	(DIR-NAME)
Copy data	See Analysis sheet: Transfer Data File	(Y) / N	In DATA-DIR window
Cnstr correction directory	`ls -l ~/DATA-DIR/CORR` If there isn't a subdirectory corresponding to the current date, then construct a CORRECTION directory (see: analysis sheet Construct CORR directory). What is the valueof the correction subdirectory corresponding to the current date. When running the PPG analysis, you will be asked to select this direcotory when storing the resulting PPG correction file.	_____	In DATA-DIR window

Cnstr EGSE_LTF	`cal_raw2ltf .` (Error messages are not necessarily fatal; check with SOLAN --in solan window-- whether output file is okay: there should be a signal present, and `dremark1` labels should be filled) `ls -l *.egse_ltf`		Note: In window DATA-DIR; your current directory should be ~/DATA-DIR/WLS/<C>; don't forget the dot !!! May take more than 15 mins.
	What's the name of the egse_ltf file	scia-1709198-1124227771	(D)
	`<D>` should be `<A>.egse_ltf`	(Y) / N	
Cnstr CAL files	`idl run_averscia` (and select file <D> when asked)		Note: In window IDL
Check CAL files	Dark files: `ls -l *du*.avg.cal`		
	size:	5	should be approx 150Kb
	White light file: `ls -l *.wu*.avg.cal`		
	size:	8	should be approx 150Kb
	Note: all files should be present, if not: (a) Check file <D> using SOLAN and check whether DU, WS and WP labels are present in dremark1 labels (b) Check if enough disk space is available (Unix command `df -k | more`).		
Print postscript	Print postscript files: `lpr -P<printer> *.ps` Contents dark file `*du*.avg.cal.ps` should be approx. constant within channels:	(Y) / N	
	Contentsof file `*wu*.avg.cal.ps` should resemble white light source:	Y / N	
	Contents of `*rel_std*.ps` files should be smaller than 0.01 (pixel 300 -- 800) for all channels.	Y / N	

	If not, value is:	_____	
	Add postscript images to logbook, done	Y / N	
Print logfiles	`lpr -P<printer> *.log`		
	Add logfiles to logbook, done	Y / N	

PPG processing			
Run PPG	`idl do_ppg`		In IDL window
Check PPG	`ls -l *`		In DATA-DIR Window
	Size of file `*.du*.cal.ppg.cal`	145998	should be approx 150Kb
	Size of file `*.du*.cal.ppg.cal.log`	363	
	Size of file `*.du*.cal.ppg.cal.ps`	145181	
Check PPG visually	`lpr -P<printer> *.du*.cal.ppg.cal.ps`		
	Value of PPG should show only a small variation around 1.0 (like noise).	Y / N	
	Add postscript images to logbook, done	Y / N	
Print logfiles	`lpr -P<printer> *.du*.cal.ppg.cal.log`		
	Add logfiles to logbook, done	(Y) / N	

Back up	Create 3 sets of backup CDs of directory <DIR-NAME> (One CD has a capacity of 600 Mbytes, the UNIX command `/usr/bin/du -k .` gives the number of kilo bytes in the current directory).		See analysis sheet BackUp
	Name of backup CDs	_____	

Sign:	Name	Gijs Doegle	
	Date and time	_____	

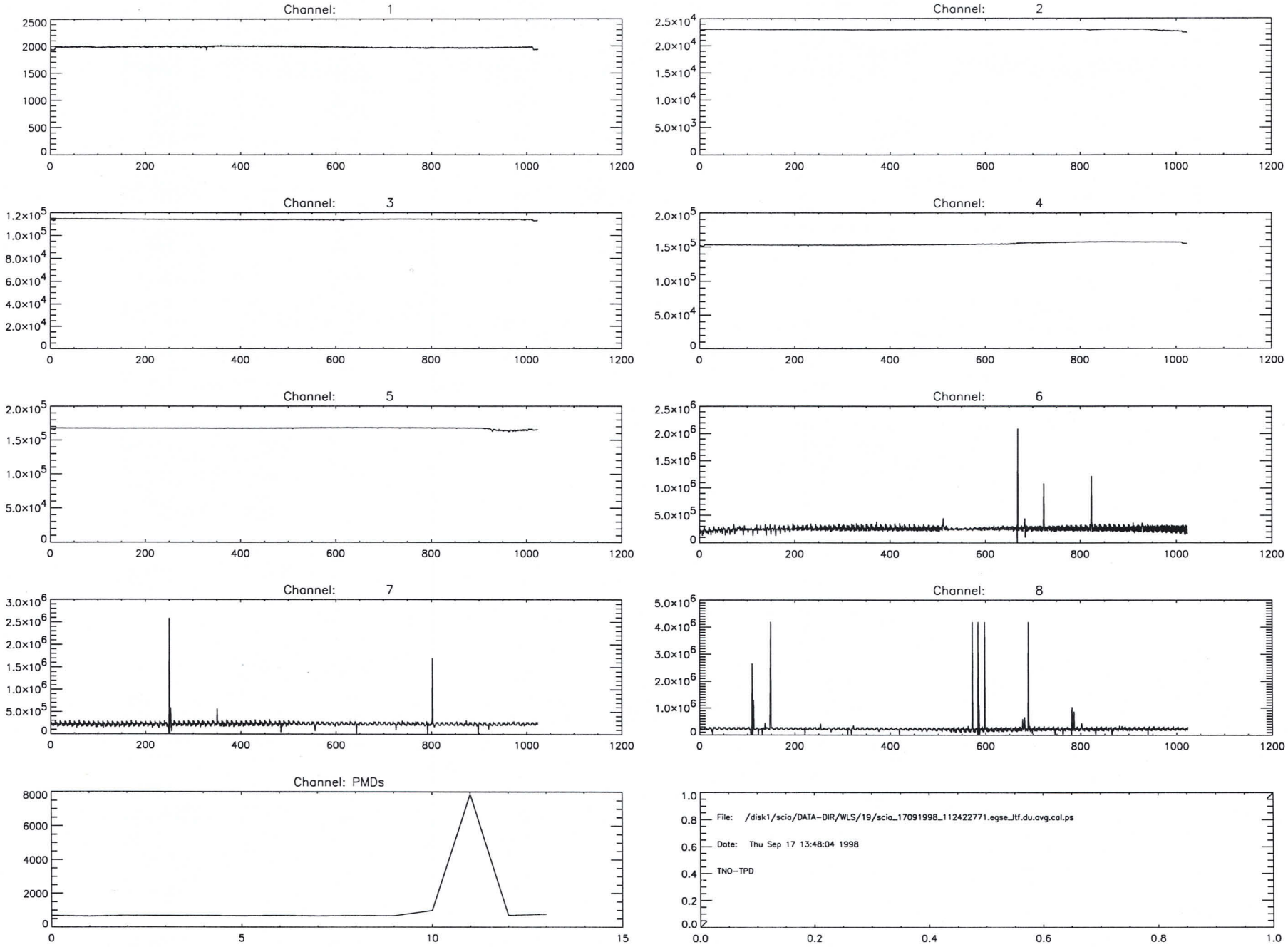
Channel: 1
Channel: 2
Channel: 3
Channel: 4
Channel: 5
Channel: 6
Channel: 7
Channel: 8
Channel: PMDs
File: /disk1/scia/DATA-DIR/WLS/19/scia_17091998_112422771.egse_ltf.du.avg.cal.ps
Date: Thu Sep 17 13:48:04 1998
TNO-TPD

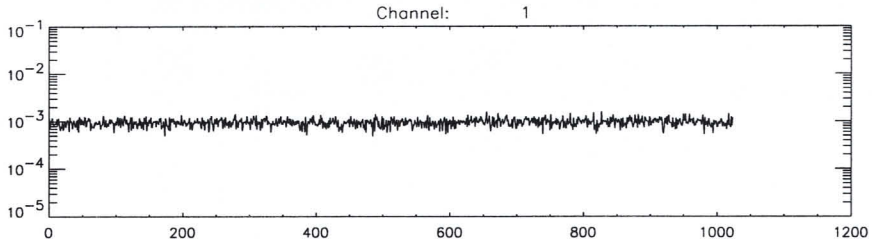
Channel: 1

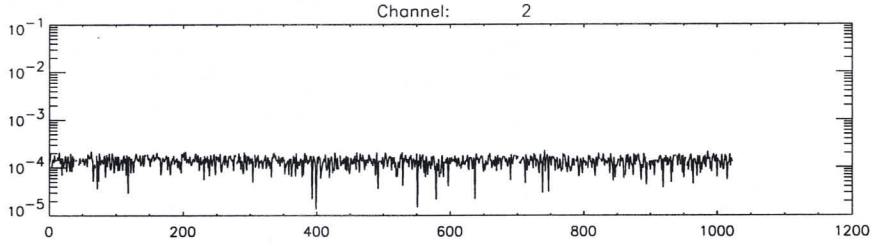
Channel: 2

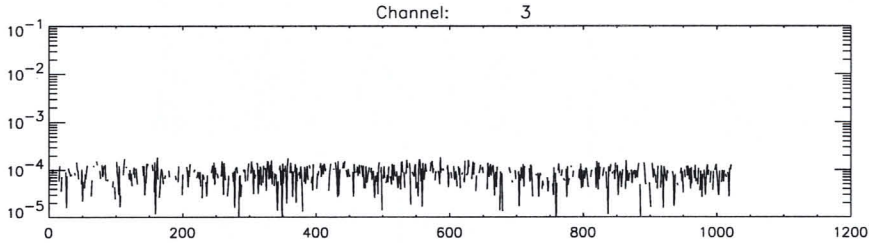
Channel: 3

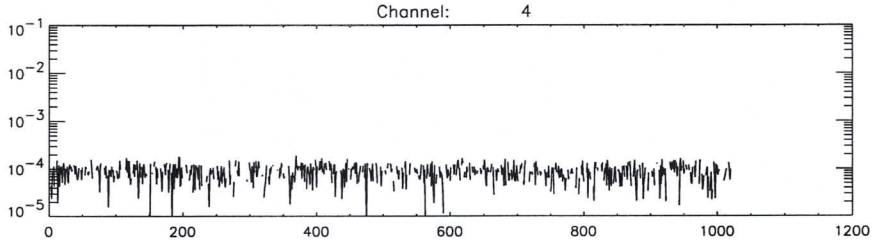
Channel: 4

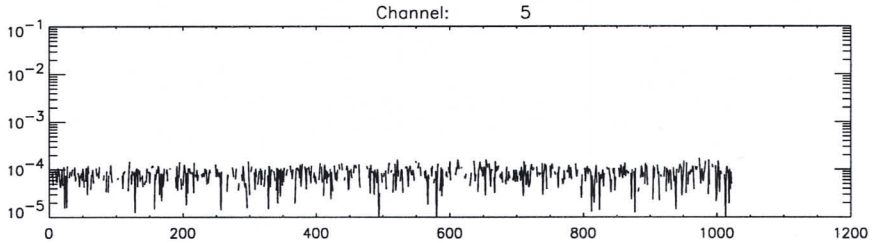
Channel: 5

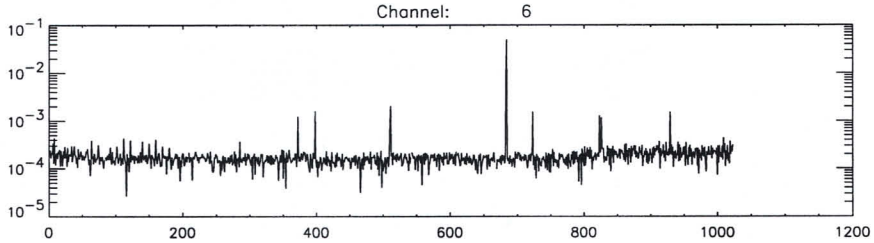
Channel: 6

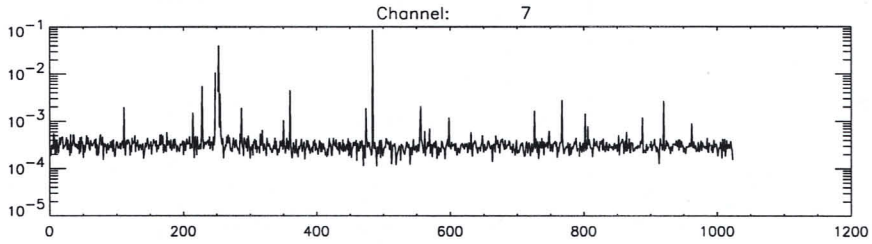
Channel: 7

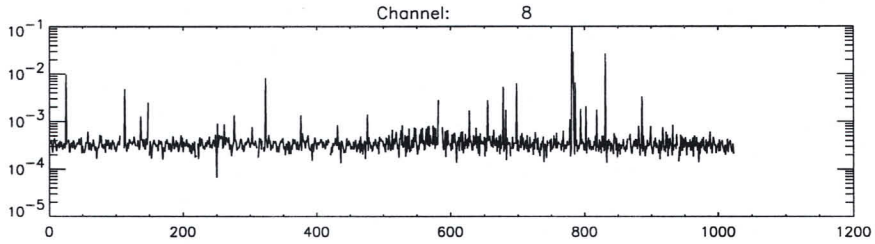
Channel: 8

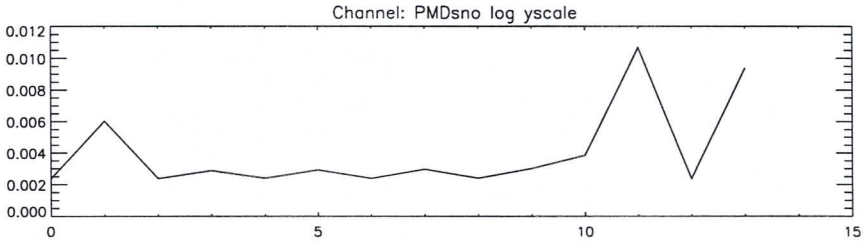
Channel: PMDsno log yscale

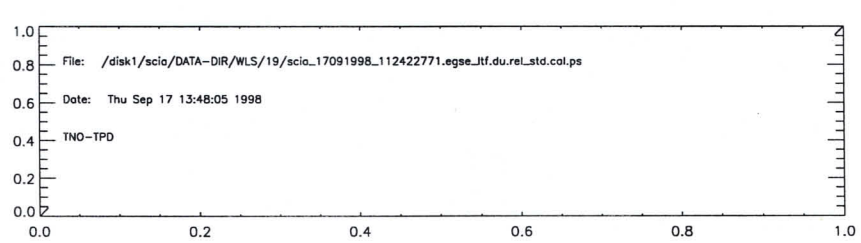
File: /disk1/scia/DATA-DIR/WLS/19/scia_17091998_112422771.egse_ltf.du.rel_std.cal.ps
Date: Thu Sep 17 13:48:05 1998
TNO-TPD

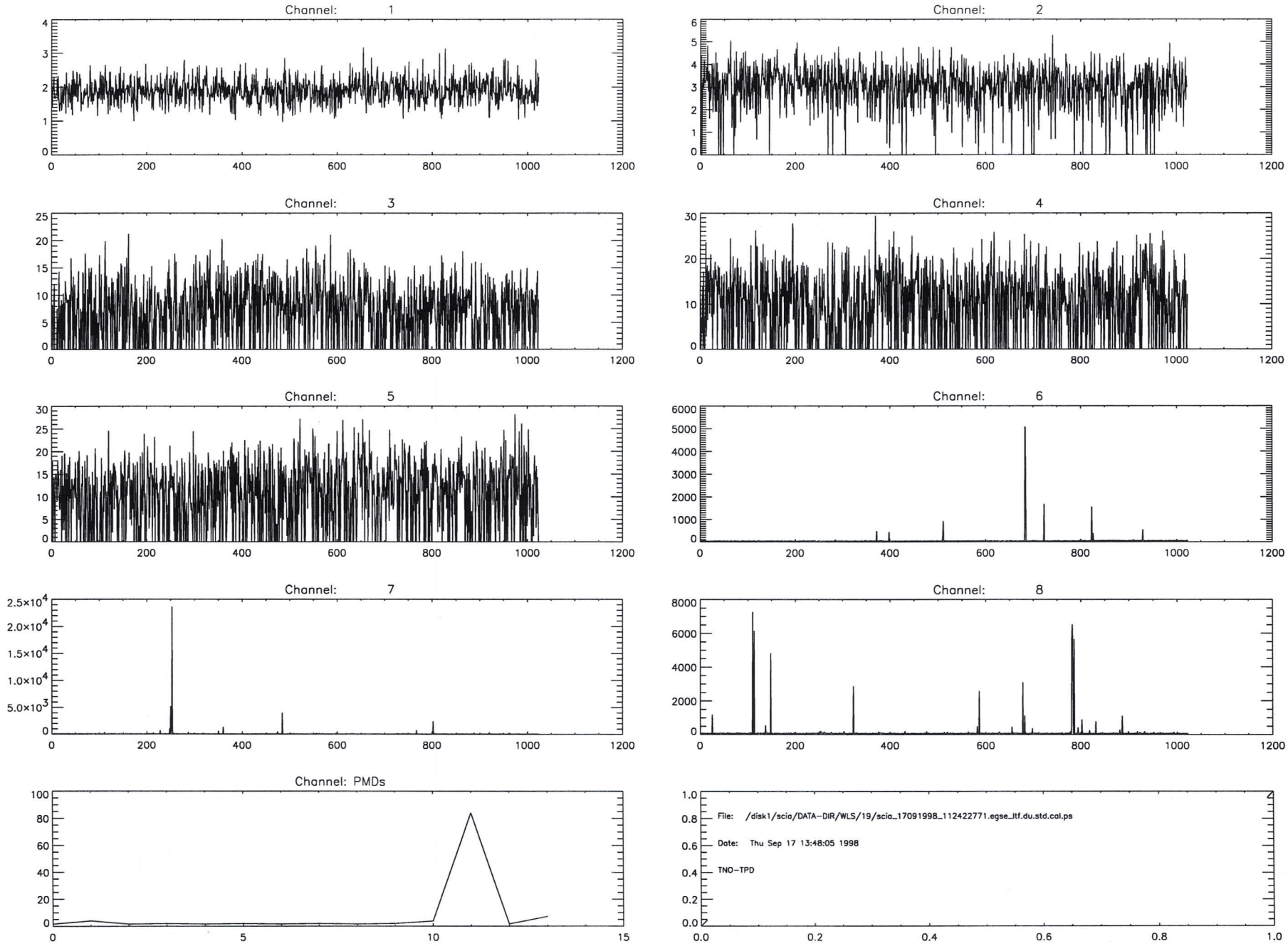
Channel: 1
Channel: 2
Channel: 3
Channel: 4
Channel: 5
Channel: 6
Channel: 7
Channel: 8
Channel: PMDs
File: /disk1/scia/DATA--DIR/WLS/19/scia_17091998_112422771.egse_ltf.du.std.cal.ps
Date: Thu Sep 17 13:48:05 1998
TNO-TPD

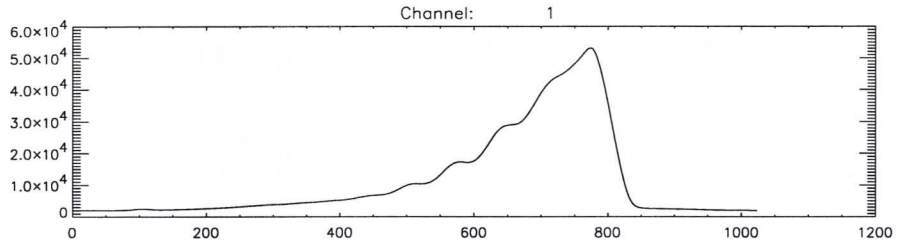
Channel: 1
6.0x10^4
5.0x10^4
4.0x10^4
3.0x10^4
2.0x10^4
1.0x10^4
0
0
200
400
600
800
1000
1200

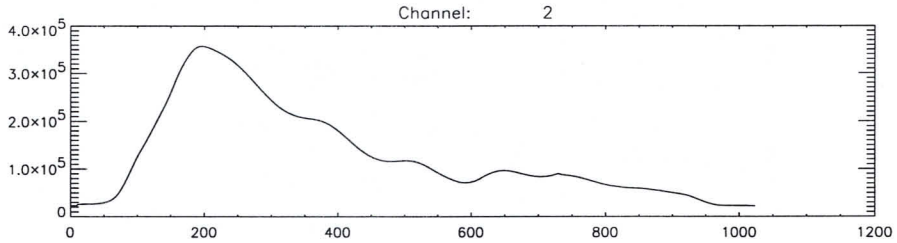
Channel: 2
4.0x10^5
3.0x10^5
2.0x10^5
1.0x10^5
0
0
200
400
600
800
1000
1200

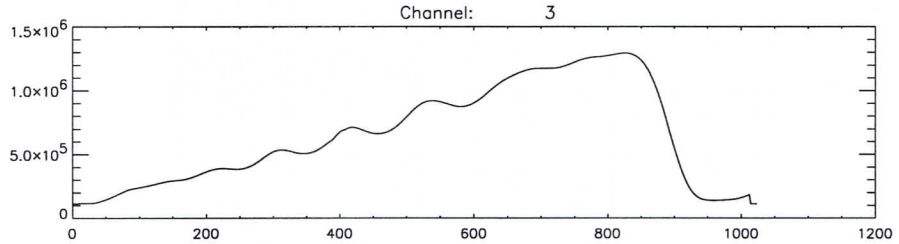
Channel: 3
1.5x10^6
1.0x10^6
5.0x10^5
0
0
200
400
600
800
1000
1200

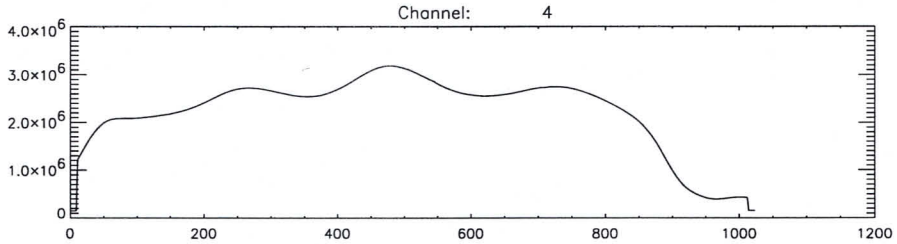
Channel: 4
4.0x10^6
3.0x10^6
2.0x10^6
1.0x10^6
0
0
200
400
600
800
1000
1200

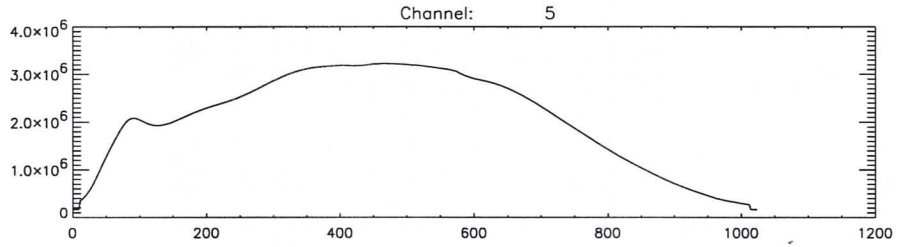
Channel: 5
4.0x10^6
3.0x10^6
2.0x10^6
1.0x10^6
0
0
200
400
600
800
1000
1200

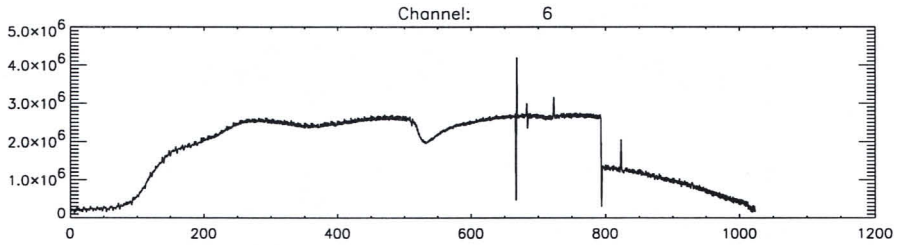
Channel: 6
5.0x10^6
4.0x10^6
3.0x10^6
2.0x10^6
1.0x10^6
0
0
200
400
600
800
1000
1200

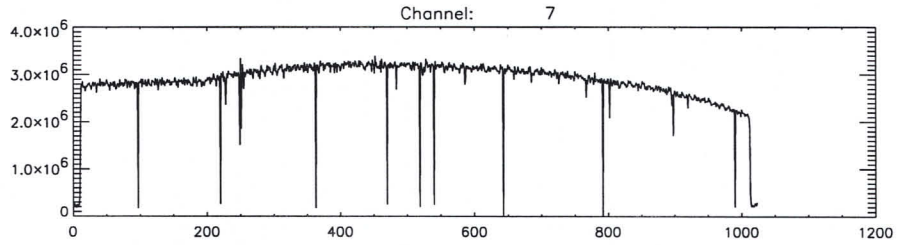
Channel: 7
4.0x10^6
3.0x10^6
2.0x10^6
1.0x10^6
0
0
200
400
600
800
1000
1200

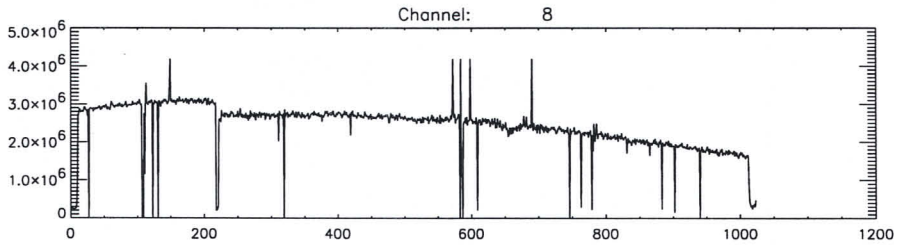
Channel: 8
5.0x10^6
4.0x10^6
3.0x10^6
2.0x10^6
1.0x10^6
0
0
200
400
600
800
1000
1200

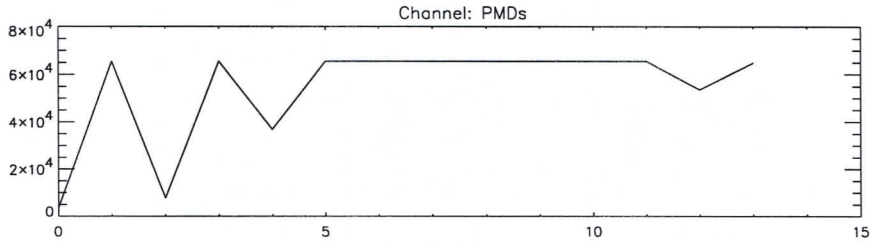
Channel: PMDs
8x10^4
6x10^4
4x10^4
2x10^4
0
0
5
10
15

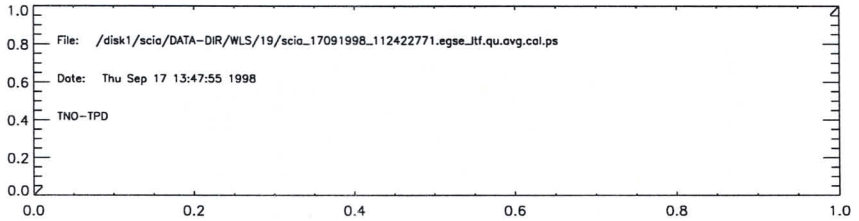
File: /disk1/scia/DATA-DIR/WLS/19/scia_17091998_112422771.egse_ltf.qu.avg.cal.ps
Date: Thu Sep 17 13:47:55 1998
TNO-TPD
1.0
0.8
0.6
0.4
0.2
0.0
0.0
0.2
0.4
0.6
0.8
1.0

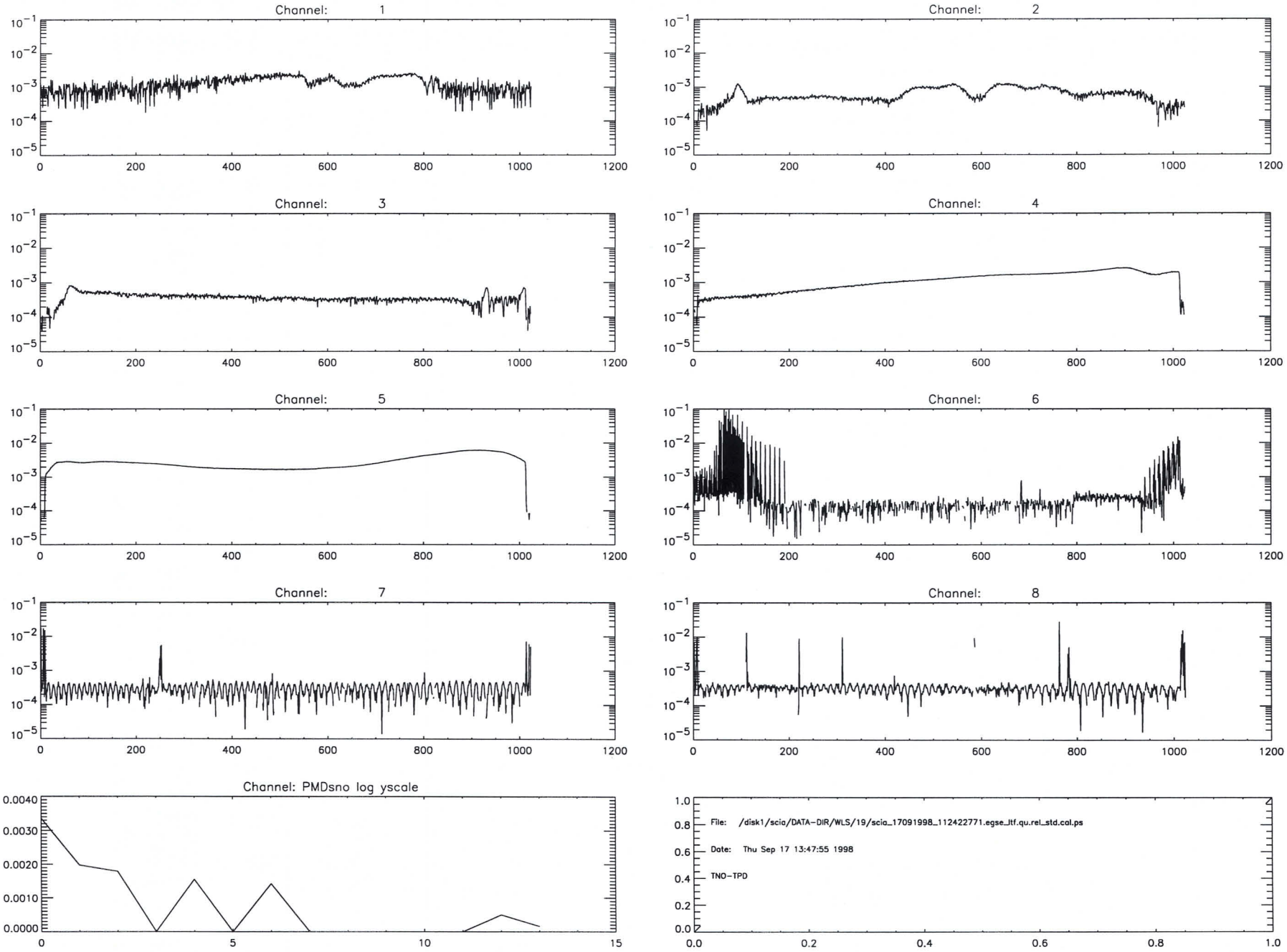
Channel: 1
Channel: 2
Channel: 3
Channel: 4
Channel: 5
Channel: 6
Channel: 7
Channel: 8
Channel: PMDsno log yscale
File: /disk1/scia/DATA-DIR/WLS/19/scia_17091998_112422771.egse_ltf.qu.rel_std.cal.ps
Date: Thu Sep 17 13:47:55 1998
TNO-TPD

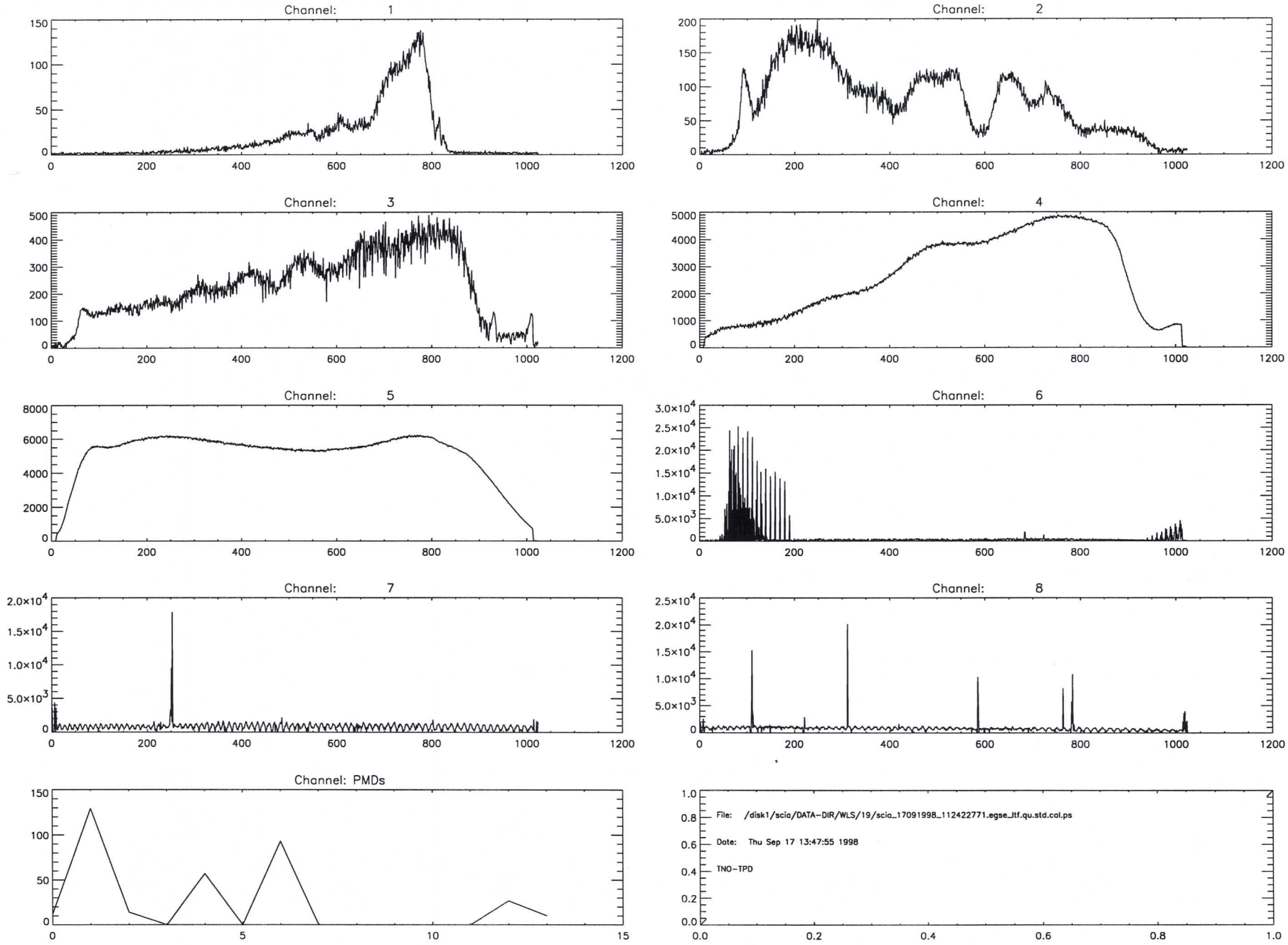
Channel: 1
Channel: 2
Channel: 3
Channel: 4
Channel: 5
Channel: 6
Channel: 7
Channel: 8
Channel: PMDs
File: /disk1/scio/DATA-DIR/WLS/19/scio_17091998_112422771.egse_ltf.qu.std.col.ps
Date: Thu Sep 17 13:47:55 1998
TNO-TPD

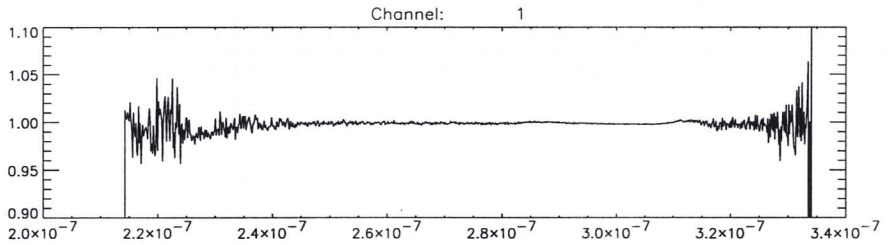
Channel: 1
1.10
1.05
1.00
0.95
0.90
2.0×10⁻⁷
2.2×10⁻⁷
2.4×10⁻⁷
2.6×10⁻⁷
2.8×10⁻⁷
3.0×10⁻⁷
3.2×10⁻⁷
3.4×10⁻⁷

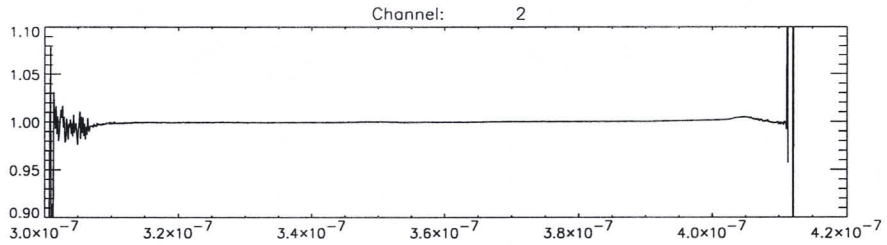
Channel: 2
1.10
1.05
1.00
0.95
0.90
3.0×10⁻⁷
3.2×10⁻⁷
3.4×10⁻⁷
3.6×10⁻⁷
3.8×10⁻⁷
4.0×10⁻⁷
4.2×10⁻⁷

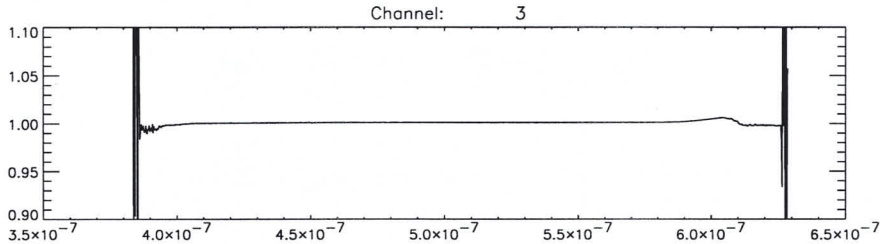
Channel: 3
1.10
1.05
1.00
0.95
0.90
3.5×10⁻⁷
4.0×10⁻⁷
4.5×10⁻⁷
5.0×10⁻⁷
5.5×10⁻⁷
6.0×10⁻⁷
6.5×10⁻⁷

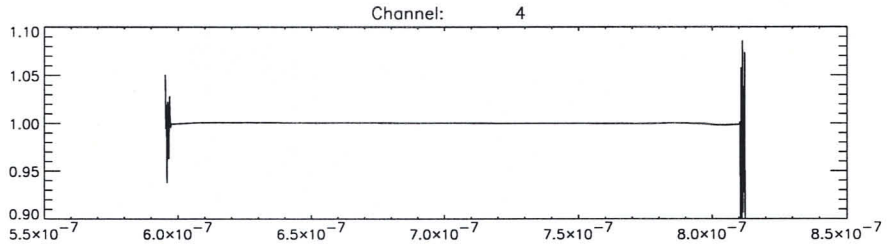
Channel: 4
1.10
1.05
1.00
0.95
0.90
5.5×10⁻⁷
6.0×10⁻⁷
6.5×10⁻⁷
7.0×10⁻⁷
7.5×10⁻⁷
8.0×10⁻⁷
8.5×10⁻⁷

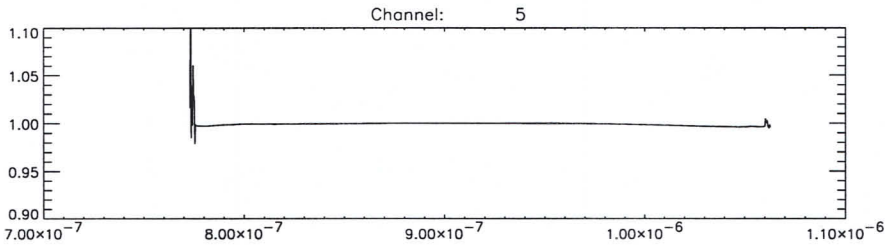
Channel: 5
1.10
1.05
1.00
0.95
0.90
7.00×10⁻⁷
8.00×10⁻⁷
9.00×10⁻⁷
1.00×10⁻⁶
1.10×10⁻⁶

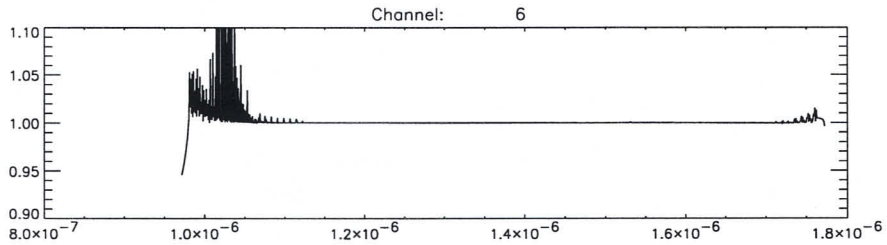
Channel: 6
1.10
1.05
1.00
0.95
0.90
8.0×10⁻⁷
1.0×10⁻⁶
1.2×10⁻⁶
1.4×10⁻⁶
1.6×10⁻⁶
1.8×10⁻⁶

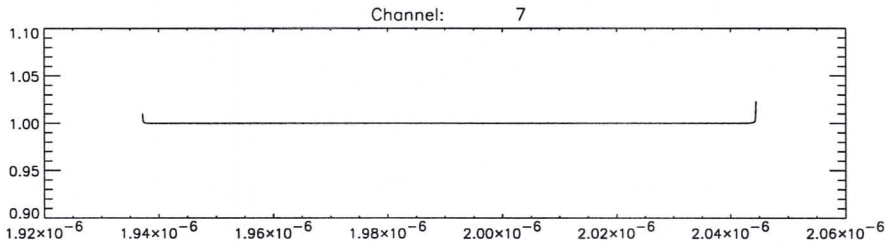
Channel: 7
1.10
1.05
1.00
0.95
0.90
1.92×10⁻⁶
1.94×10⁻⁶
1.96×10⁻⁶
1.98×10⁻⁶
2.00×10⁻⁶
2.02×10⁻⁶
2.04×10⁻⁶
2.06×10⁻⁶

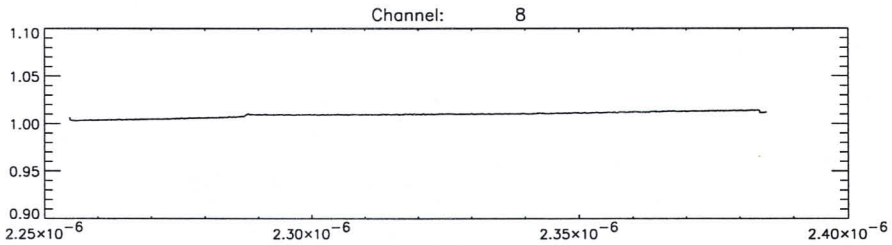
Channel: 8
1.10
1.05
1.00
0.95
0.90
2.25×10⁻⁶
2.30×10⁻⁶
2.35×10⁻⁶
2.40×10⁻⁶

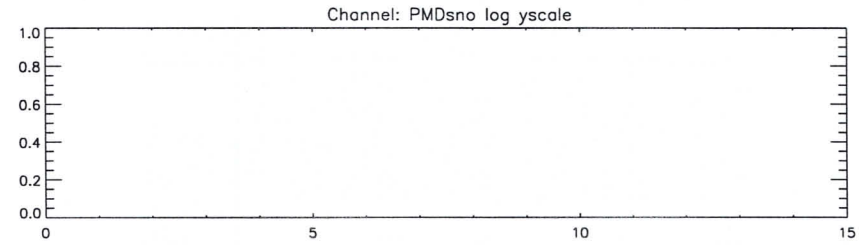
Channel: PMDsno log yscale
1.0
0.8
0.6
0.4
0.2
0.0
0
5
10
15

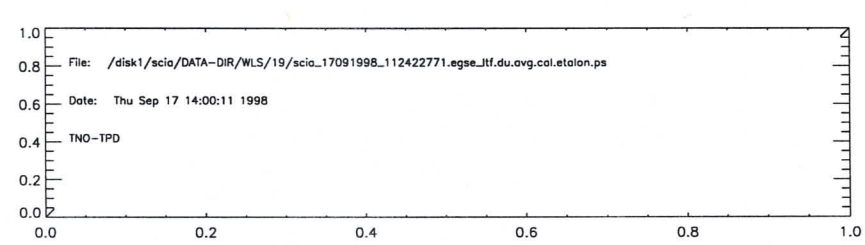
1.0
0.8
0.6
0.4
0.2
0.0
File: /disk1/scia/DATA-DIR/WLS/19/scia_17091998_112422771.egse_ltf.du.avg.cal.etalon.ps
Date: Thu Sep 17 14:00:11 1998
TNO-TPD
0.0
0.2
0.4
0.6
0.8
1.0

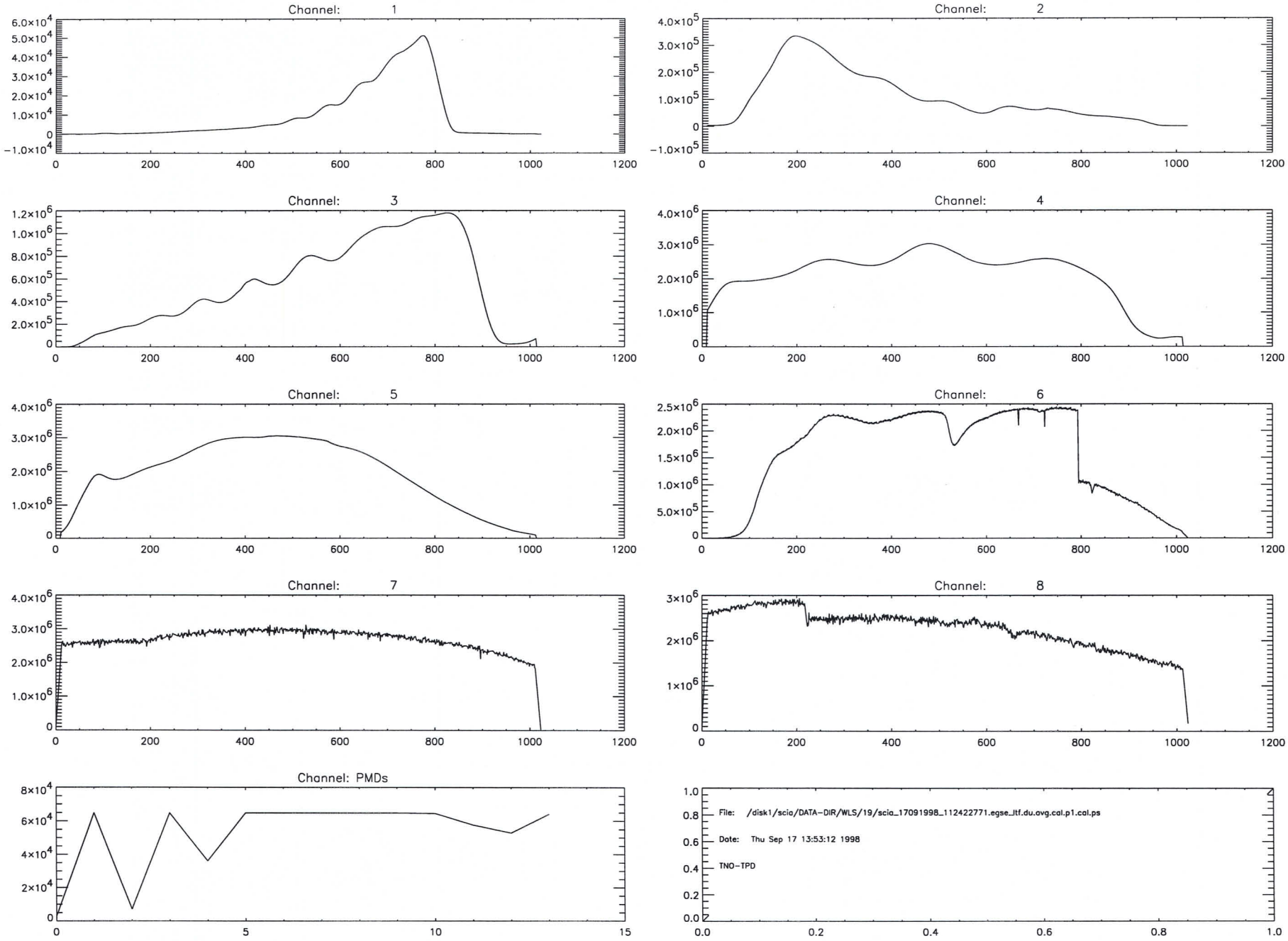
Channel: 1
Channel: 2
Channel: 3
Channel: 4
Channel: 5
Channel: 6
Channel: 7
Channel: 8
Channel: PMDs
File: /disk1/scia/DATA-DIR/WLS/19/scia_17091998_112422771.egse_itf.du.avg.cal.p1.cal.ps
Date: Thu Sep 17 13:53:12 1998
TNO-TPD

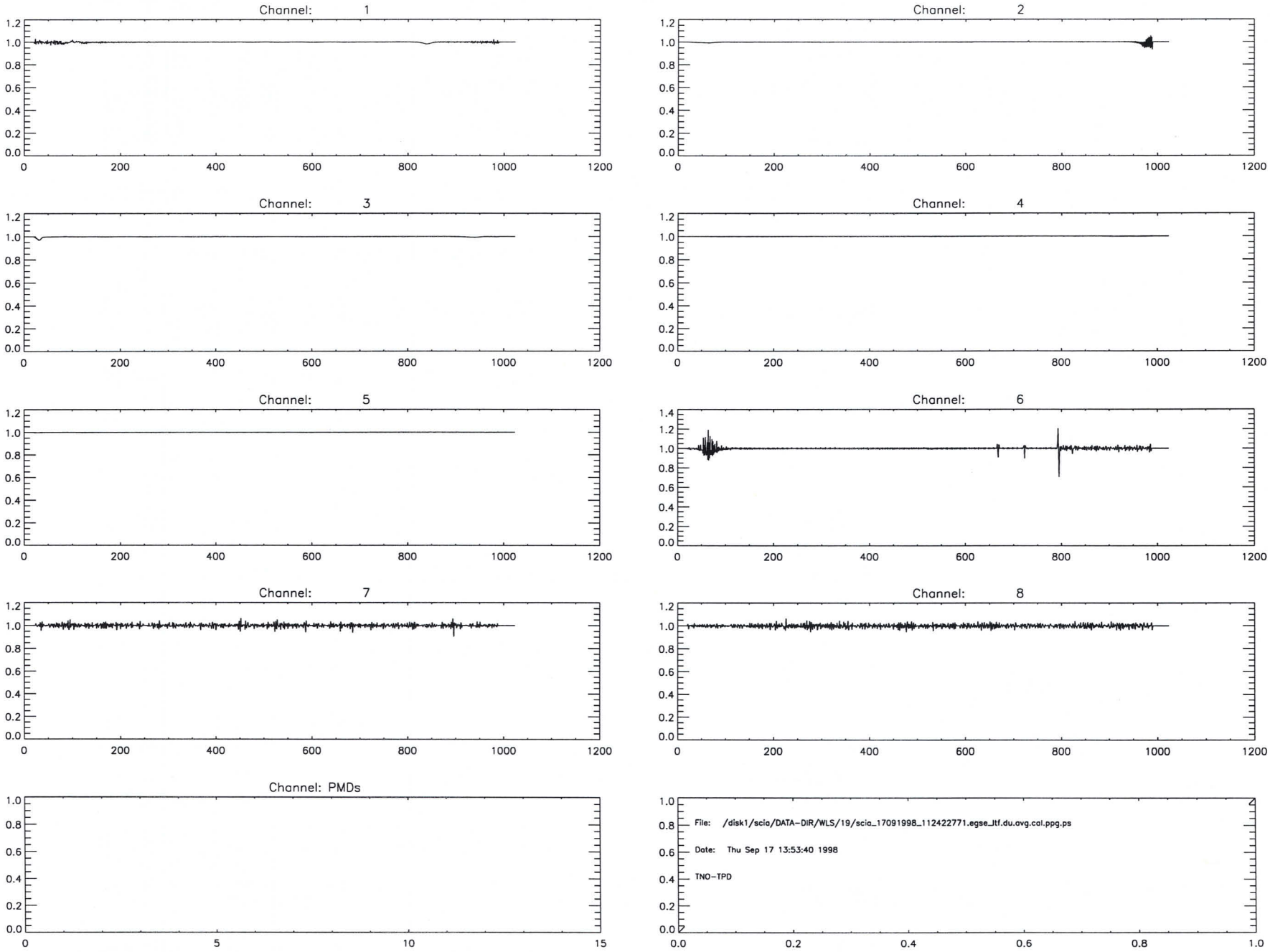
Channel: 1
Channel: 2
Channel: 3
Channel: 4
Channel: 5
Channel: 6
Channel: 7
Channel: 8
Channel: PMDs
File: /disk1/scia/DATA-DIR/WLS/19/scia_17091998_112422771.egse_ltf.du.avg.cal.ppg.ps
Date: Thu Sep 17 13:53:40 1998
TNO-TPD

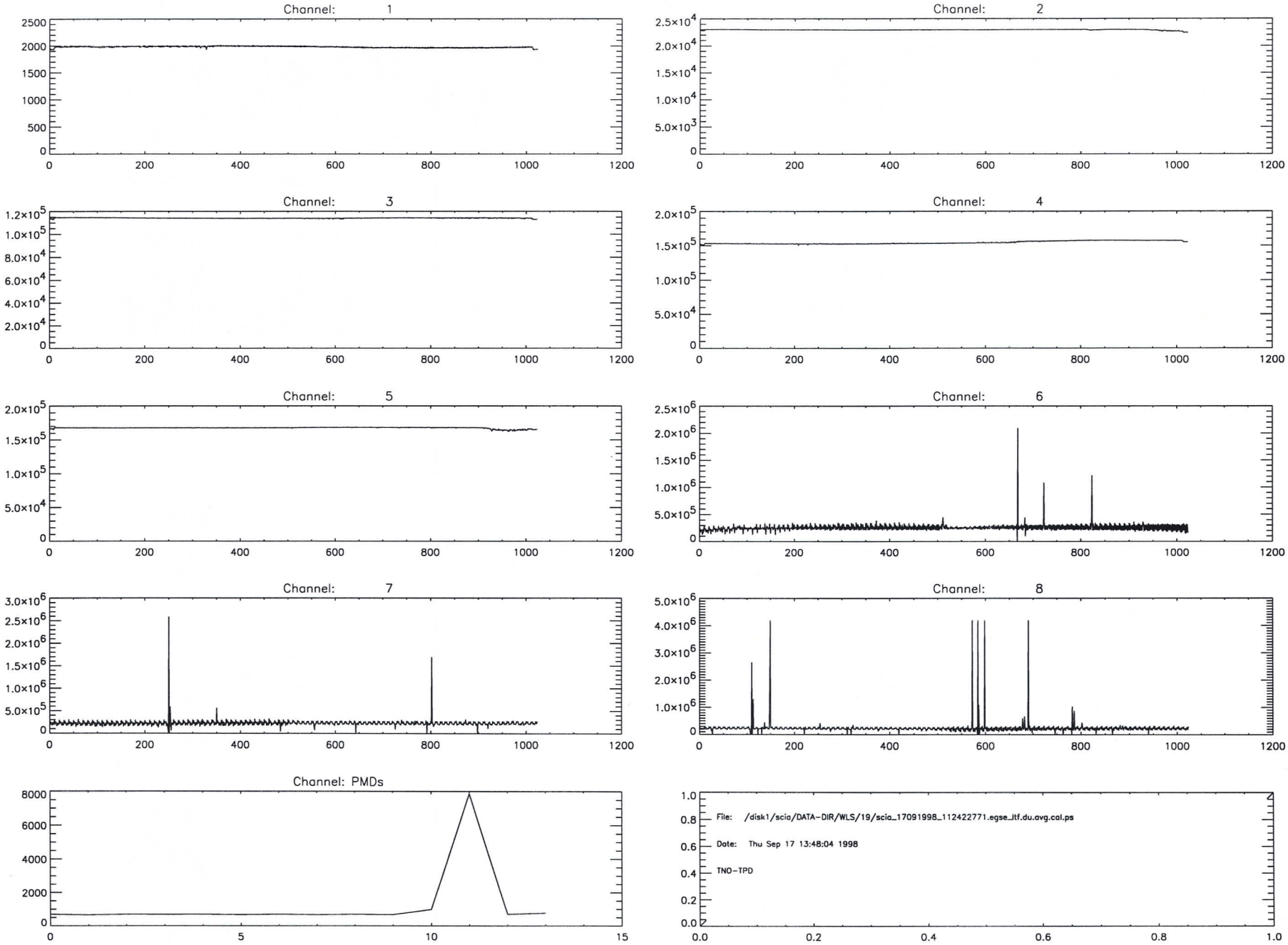
Channel: 1
Channel: 2
Channel: 3
Channel: 4
Channel: 5
Channel: 6
Channel: 7
Channel: 8
Channel: PMDs
File: /disk1/scia/DATA-DIR/WLS/19/scia_17091998_112422771.egse_itf.du.avg.cal.ps
Date: Thu Sep 17 13:48:04 1998
TNO-TPD

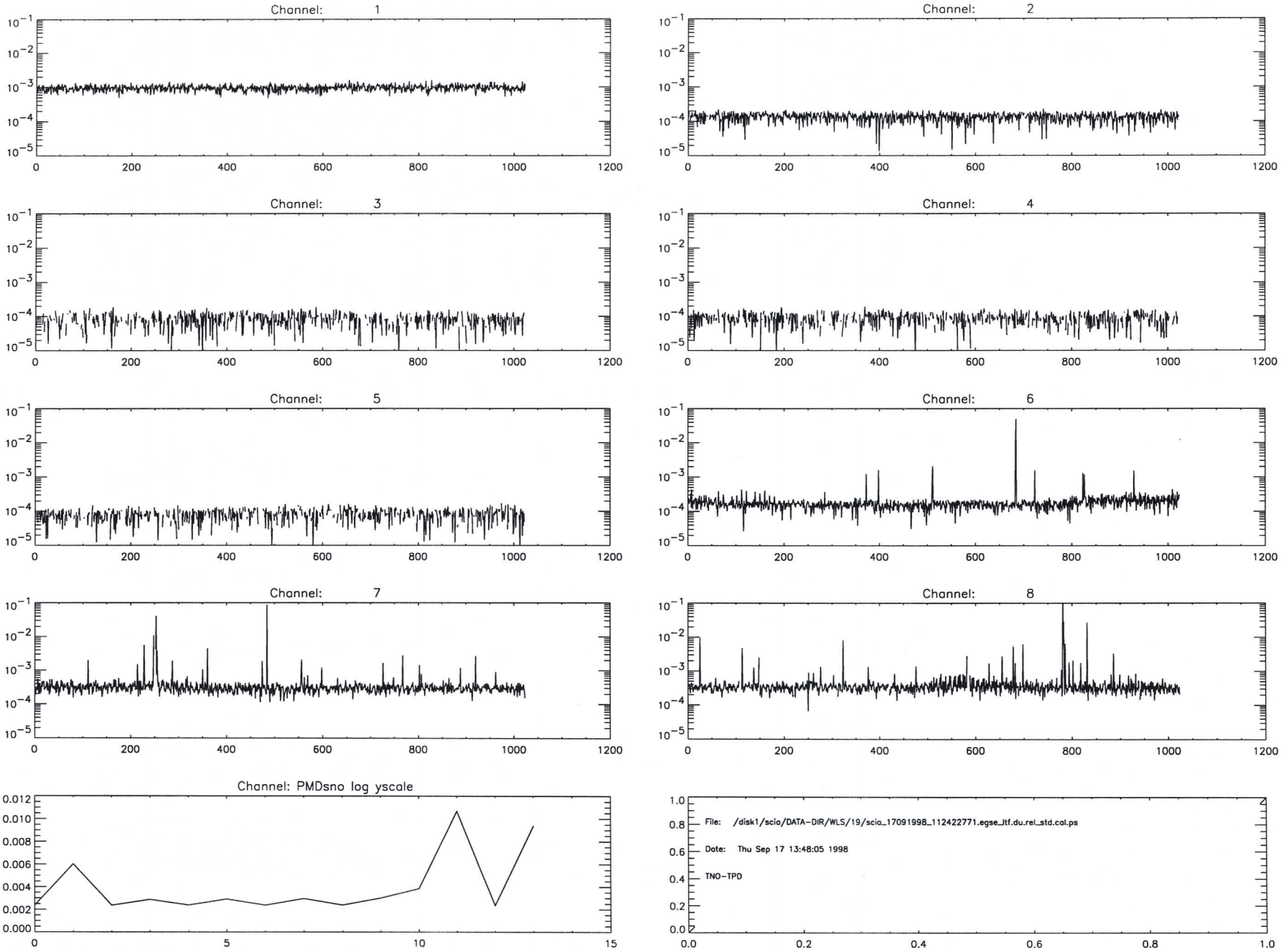
Channel: 1
Channel: 2
Channel: 3
Channel: 4
Channel: 5
Channel: 6
Channel: 7
Channel: 8
Channel: PMDsno log yscale
File: /disk1/scia/DATA-DIR/WLS/19/scia_17091998_112422771.egse_ltf.du.rel_std.cal.ps
Date: Thu Sep 17 13:48:05 1998
TNO-TPD

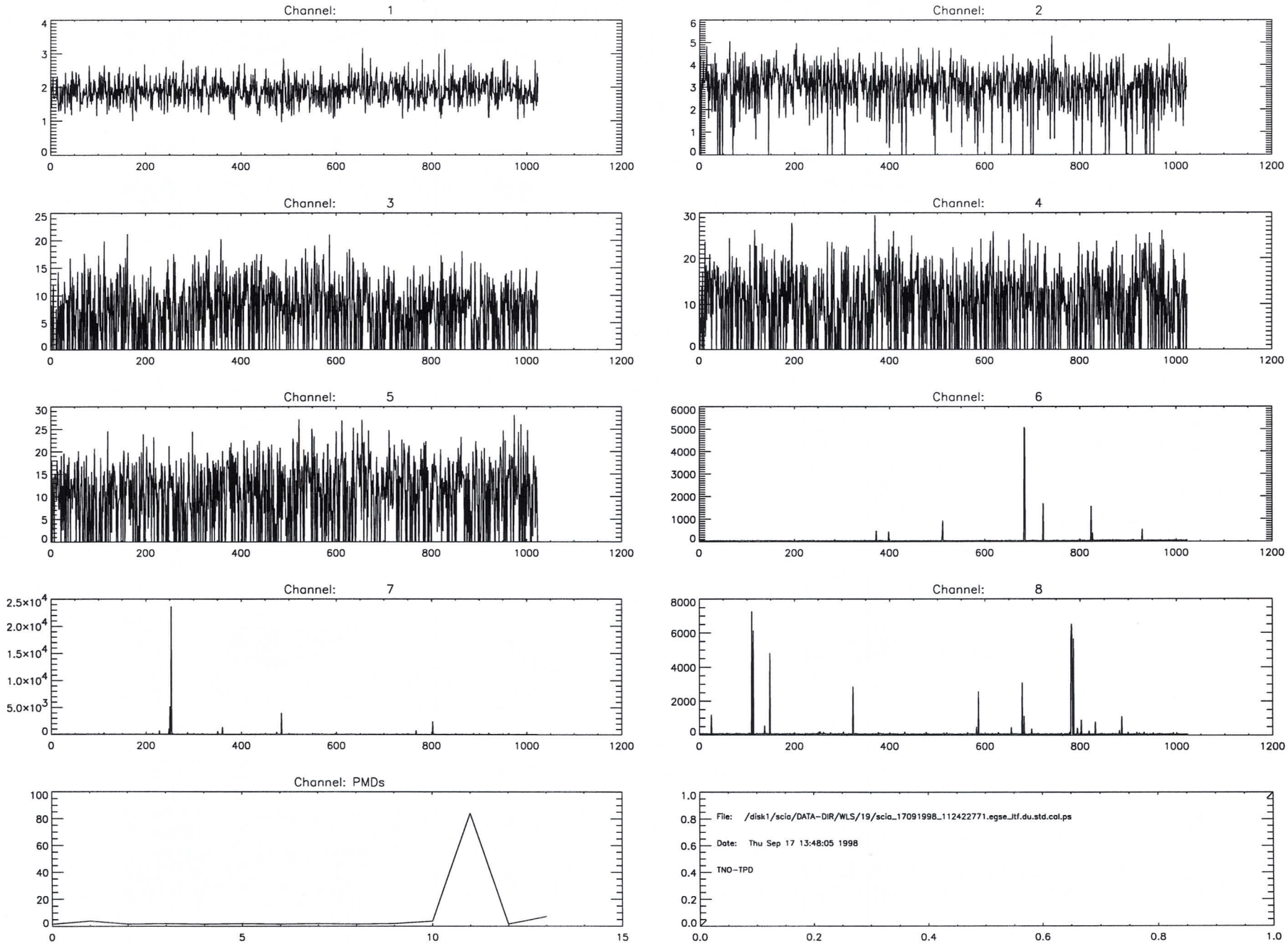
Channel: 1
Channel: 2
Channel: 3
Channel: 4
Channel: 5
Channel: 6
Channel: 7
Channel: 8
Channel: PMDs
File: /disk1/scia/DATA-DIR/WLS/19/scia_17091998_112422771.egse_itf.du.std.col.ps
Date: Thu Sep 17 13:48:05 1998
TNO-TPD

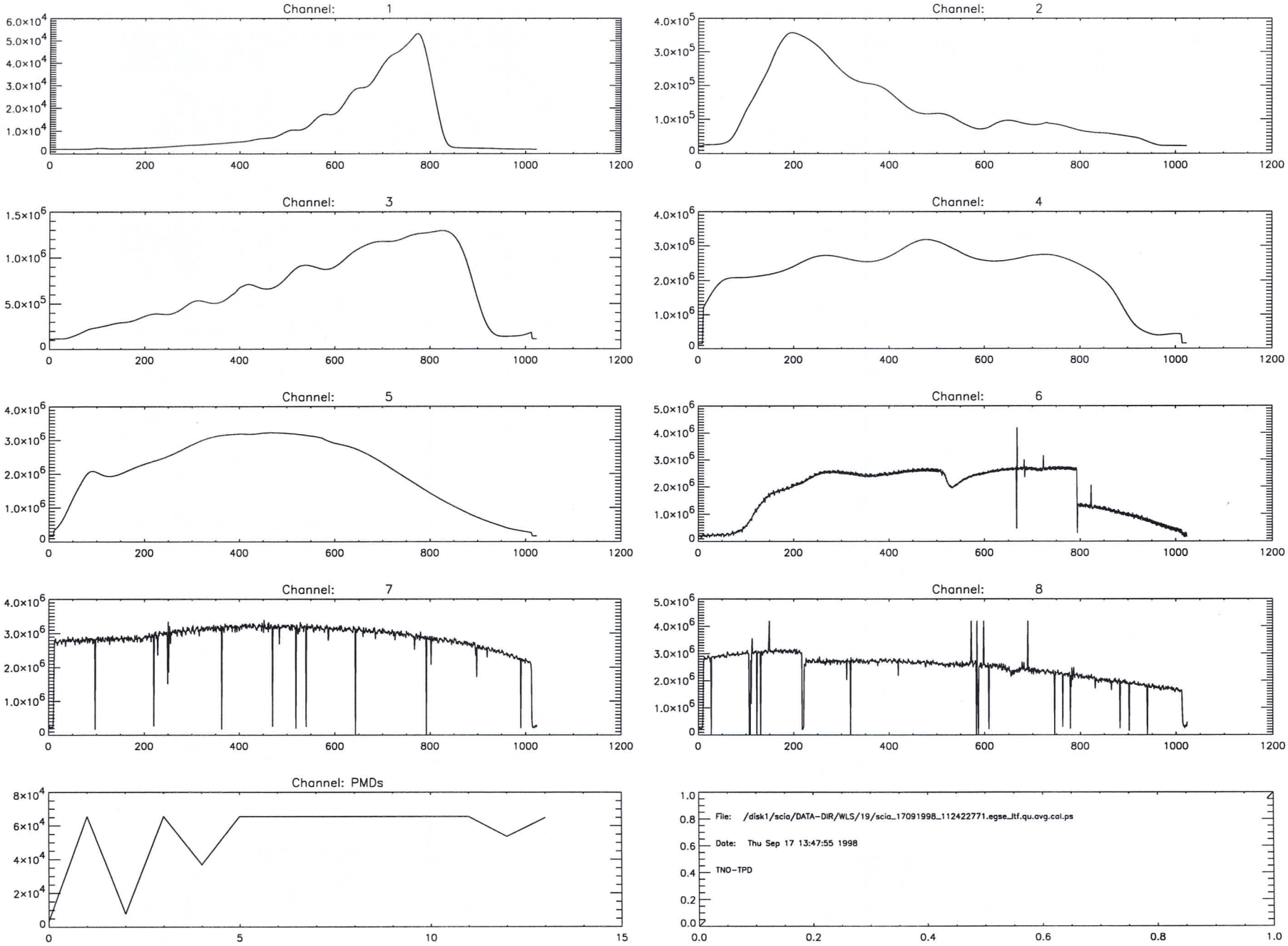
Channel: 1
Channel: 2
Channel: 3
Channel: 4
Channel: 5
Channel: 6
Channel: 7
Channel: 8
Channel: PMDs
File: /disk1/scia/DATA-DIR/WLS/19/scia_17091998_112422771.egse_ltf.qu.avg.cal.ps
Date: Thu Sep 17 13:47:55 1998
TNO-TPD

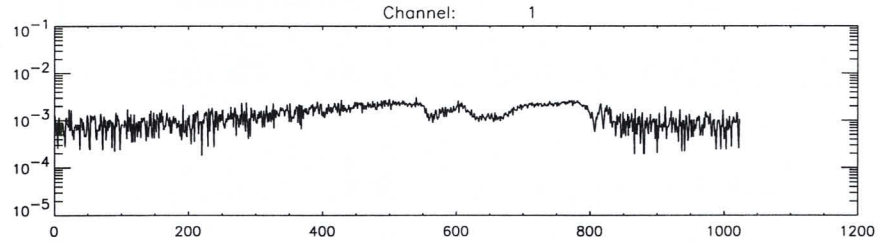
Channel: 1

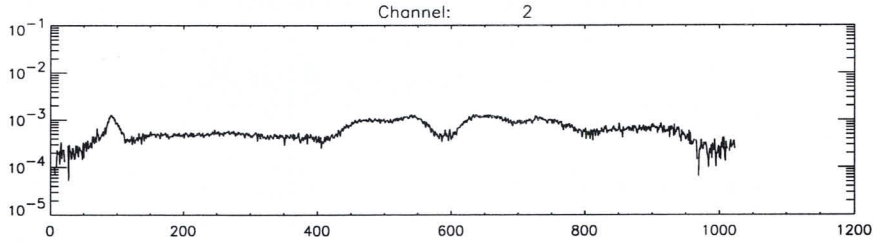
Channel: 2

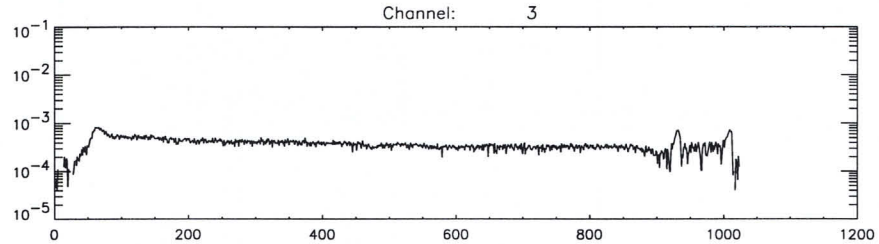
Channel: 3

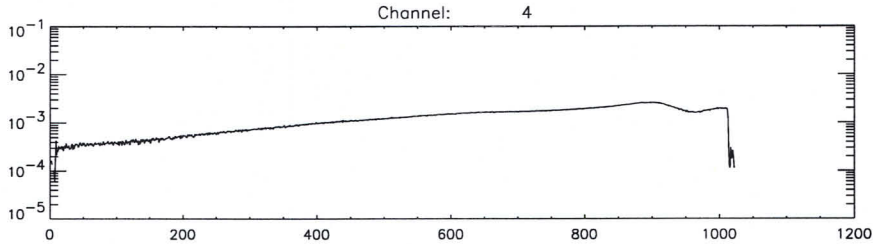
Channel: 4

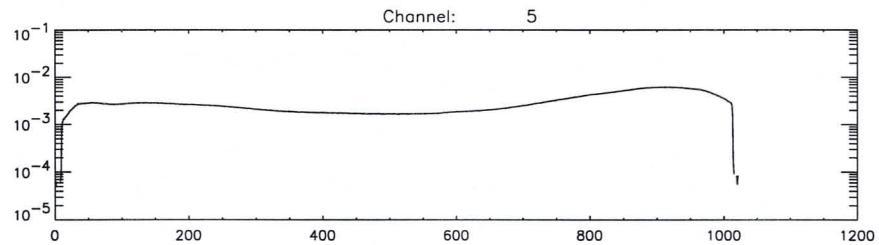
Channel: 5

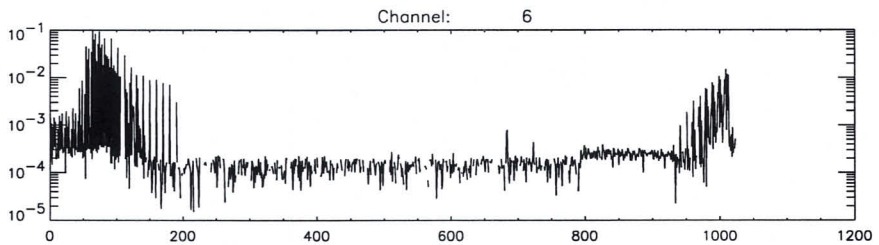
Channel: 6

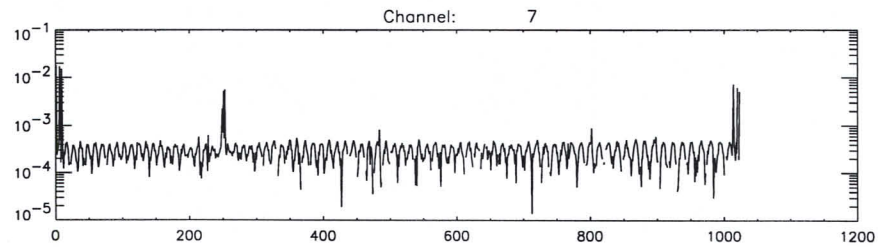
Channel: 7

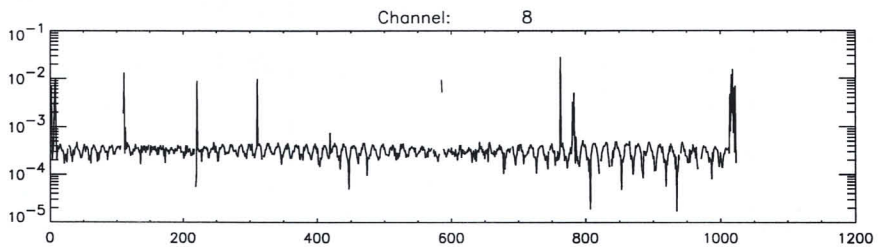
Channel: 8

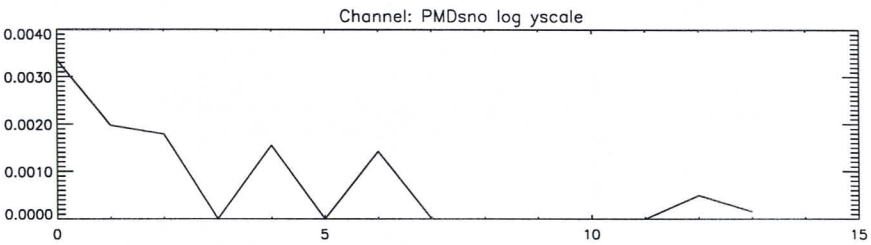
Channel: PMDsno log yscale

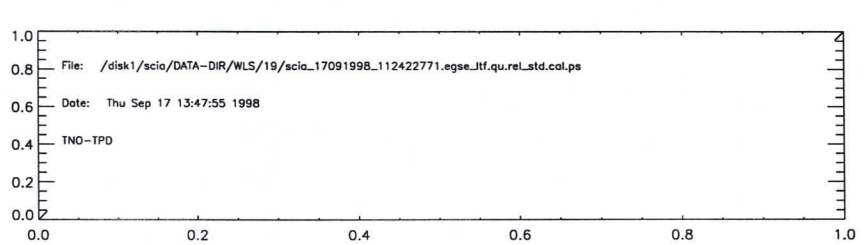
File: /disk1/scia/DATA-DIR/WLS/19/scia_17091998_112422771.egse_ltf.qu.rel_std.cal.ps
Date: Thu Sep 17 13:47:55 1998
TNO-TPD

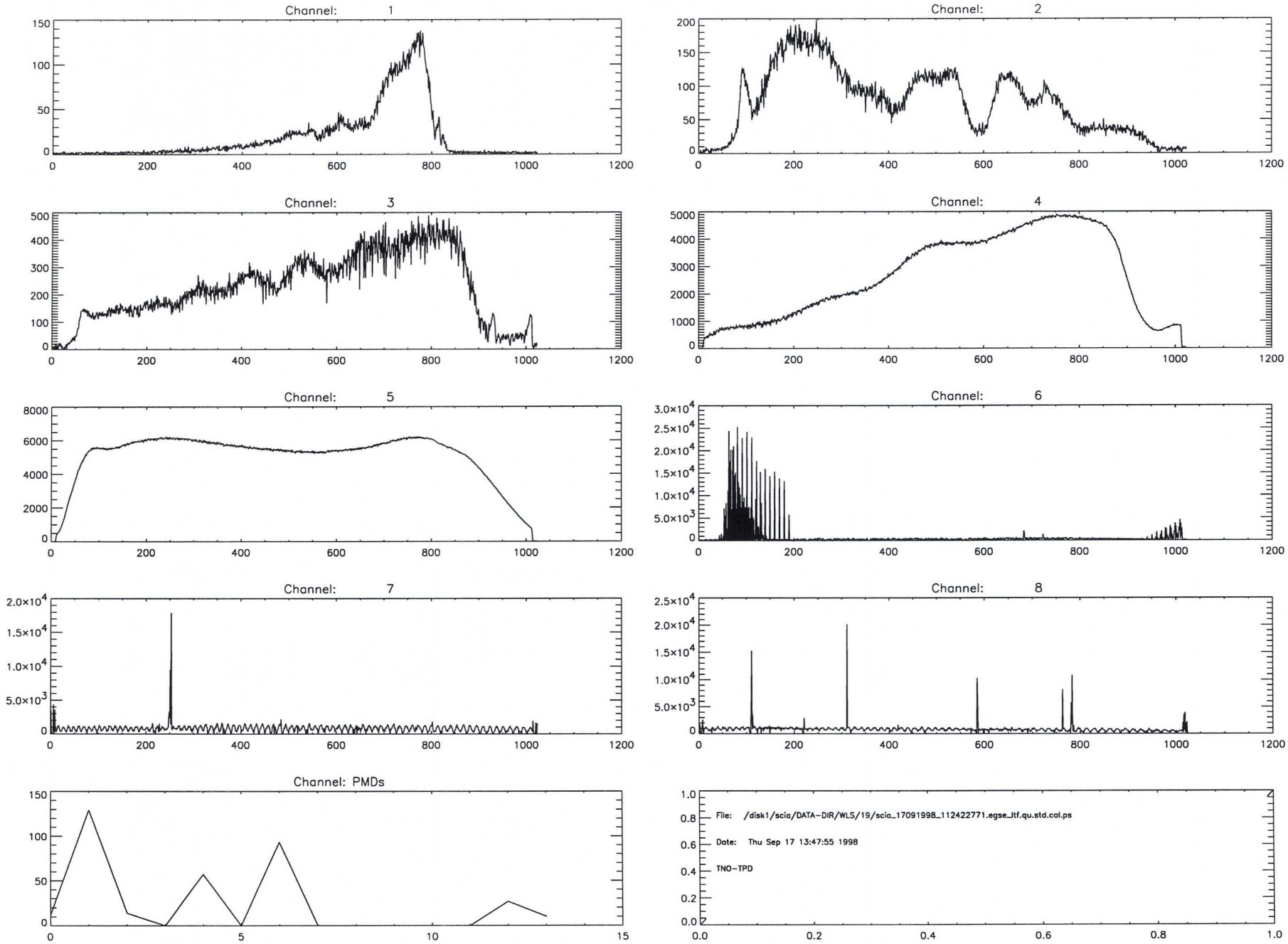
Channel: 1
Channel: 2
Channel: 3
Channel: 4
Channel: 5
Channel: 6
Channel: 7
Channel: 8
Channel: PMDs
File: /disk1/scia/DATA-DIR/WLS/19/scia_17091998_112422771.egse_ltf.qu.std.cal.ps
Date: Thu Sep 17 13:47:55 1998
TNO-TPD

Version: 0.1
Input files:

/disk1/scia/DATA-DIR/WLS/19/scia_17091998_112422771.egse_ltf.du.avg.cal and

/disk1/scia/DATA-DIR/WLS/19/scia_17091998_112422771.egse_ltf.qu.avg.cal
Action: Extraction of etalon structure
Processing time: Thu Sep 17 13:58:41 1998
Output file name:
/disk1/scia/DATA-DIR/WLS/19/scia_17091998_112422771.egse_ltf.du.avg.cal.etalon

Version: 0.1
Input files:

/disk1/scia/DATA-DIR/WLS/19/scia_17091998_112422771.egse_ltf.du.avg.cal and

/disk1/scia/DATA-DIR/WLS/19/scia_17091998_112422771.egse_ltf.qu.avg.cal
Action: Extraction of etalon structure: postscript file
Processing time: Thu Sep 17 14:00:11 1998
Output file name:
/disk1/scia/DATA-DIR/WLS/19/scia_17091998_112422771.egse_ltf.du.avg.cal.etalon

Version: 0.1
Input files:

/disk1/scia/DATA-DIR/WLS/19/scia_17091998_112422771.egse_ltf.du.avg.cal and

/disk1/scia/DATA-DIR/WLS/19/scia_17091998_112422771.egse_ltf.qu.avg.cal
Action:
Generated by do_ppg: for Start of Calibration
Contains dark subtracted and normalized (divided by IT) spectrum.
Processing time: Thu Sep 17 13:53:12 1998
Output file name:
/disk1/scia/DATA-DIR/WLS/19/scia_17091998_112422771.egse_ltf.du.avg.cal.p1.cal

Version: 0.1
Input files:

/disk1/scia/DATA-DIR/WLS/19/scia_17091998_112422771.egse_ltf.du.avg.cal and

/disk1/scia/DATA-DIR/WLS/19/scia_17091998_112422771.egse_ltf.qu.avg.cal
Action: Computation of Pixel to pixel gain
Processing time: Thu Sep 17 13:53:39 1998
Output file name:
/disk1/scia/DATA-DIR/WLS/19/scia_17091998_112422771.egse_ltf.du.avg.cal.ppg.ca

Version: 0.1
Input files:

/disk1/scia/DATA-DIR/WLS/19/scia_17091998_112422771.egse_ltf.du.avg.cal and

/disk1/scia/DATA-DIR/WLS/19/scia_17091998_112422771.egse_ltf.qu.avg.cal
Action: Pixel to pixel gain: postscript file
Processing time: Thu Sep 17 13:53:40 1998
Output file name:
/disk1/scia/DATA-DIR/WLS/19/scia_17091998_112422771.egse_ltf.du.avg.cal.ppg.ps

```
time       = Thu Sep 17 13:48:05 1998
batch      = du
Start TOD = Thu 17-Sep-98 11:24:48
End   TOD = Thu 17-Sep-98 11:25:48
Processing= computation of average, standard dev. and rel.standard dev.
```

```
time       = Thu Sep 17 13:47:55 1998
batch      = qu
Start TOD = Thu 17-Sep-98 11:24:22
End   TOD = Thu 17-Sep-98 11:24:48
Processing= computation of average, standard dev. and rel.standard dev.
```